

# AMERICAN CARPENTER AND BUILDER



THE WORLD'S GREATEST BUILDING PAPER

I Want Every Ambitious Man

to have a set of these Books for HOME STUDY this Winter so as to fit himself for

## Higher Wages and Larger Contracts

(See Pages following Pages 18 and 114 for SPECIAL OFFER)

Radford's Cyclopedia of Construction—12 Volumes

Complete Course in Carpentry, Building and Architecture

Cyclopedia of Cement Construction -- 5 Volumes

A Complete Practical Working Guide for the Man Who  
Wants to Become an Expert in Concrete Construction

### My Personal Guarantee

IF YOU do not find these books exactly as represented (see Pages following Pages 18 and 114) or if for any reason whatever you do not wish to keep them after having had the Free Use of them for 5 days, I personally Guarantee to take them back, paying all carrying charges, and to refund your deposit. I furthermore guarantee to include with Every Set of these Books the Special Premiums and Privileges given in connection with this Great Offer.

*Chas Radford*  
EDITOR-IN-CHIEF.

# Is Anything Too Good For You?



**This is the Finest Saw Made**

It is the Atkins "Four Hundred" and the King of the Saw World. It is unquestionably the finest finished Hand Saw that has ever been made. The Blade is of Silver Steel, it is Taper Ground, extra thin and mirror finish. The Handle is of solid Rosewood, Perfection Pattern and fitted with Silver Plated Screws. It comes in an individual box, enclosed in a flannel bag.

## Wouldn't You Like This For Christmas?

Is there anything that you would rather have for a *Christmas Present* than one of these fine Saws? Wouldn't you rather have a present like this that you could use every day than some Jin Crack that you don't want?

Why don't you suggest to your wife or sweetheart that you would prefer an Atkins Four Hundred for a Christmas present? Or perhaps you'd rather buy this splendid gift for yourself. You deserve fine tools which are a pleasure to use. Why not make yourself a present of one or more Four Hundred Hand Saws?

Take this advertisement and show it to your Dealer and tell him this is the kind of a Saw you want. He will be glad to get it for you if he does not have them in stock.

### Exclusive Atkins Features

Atkins Silver Steel Saws are preferred by the finest mechanics everywhere on account of their High Quality and scientific construction.

The Blade is made of Silver Steel, the finest and most expensive Crucible Steel in the world. It is better than the steel which is used in most High Grade Razors.

When tempered to perfection by the Atkins Gas Process, it produces a blade that holds its cutting edge longer, requires less filing and yet files easier than any other Saw Blade made.

Atkins Silver Steel Saws are the only ones which are Taper Ground with a gradual taper from the tooth edge towards the point on the back. This means much to you, as it insures the easiest running Saw in the world, because it requires very little set and has ample clearance, enabling it to cut faster and truer than any other Saw you ever touched.

### The Perfection Handle

Here's another Atkins improvement.

We make the old style straight across Handle if you prefer, but we recommend the Perfection, because it is the only Handle that permits the user to put every

ounce of pressure at the exact point that will accomplish the most good and permits his Saw arm to work free and easy and without strain.

If you will use a Perfection Handle for two days, or until your muscles become accustomed to working without a strain, you will never use any other pattern.

### The Atkins Guarantee

No other saw maker ever dared to make this broad and binding guarantee.

Listen to this. Go to your Dealer and pick out the Atkins Saw you wish, being sure that it has "Silver Steel" and our name etched on the blade. Take the Saw and give it a thorough trial on the work you are now doing. Use it alongside any other make of Saw. Test it in every way that a saw should be tested.

We abide by your decision.

If your Atkins Silver Steel Saw isn't the best—the most satisfactory Saw you ever put through a board, if it does not come up to your idea of a Perfect Saw, take it back to your dealer and get your money back.

You owe it to yourself to make this trial which we hope you will do.

### Free To Carpenters

Write us to-day (enclosing ten cents in stamps to cover postage) and we will send you free a good strong nail apron together with a great deal of useful information in regard to High Grade Saws, how to buy and use them to the best advantage. It will pay you to write us.

Ask your Dealer to show you the Atkins Saw you wish. If he hasn't the particular one, ask him to order it for you from the wholesale house. He will gladly do it. If not, please let us know.

## **E. C. ATKINS & CO., Inc., Indianapolis, Indiana**

*Largest Exclusive Manufacturers of Saws and Saw Tools in the World*




# TO BE INDEPENDENT

is every contractor's ambition. To be delayed with your mill work is costly and at the same time makes you feel like taking a kick at your mill-man. Why not purchase one of these complete Portable Saw Rigs and do your own work? This outfit on the job or in the shop will prove itself a big time and money saver, not forgetting to mention the worry you will overcome in depending on your mill-man to fill your order promptly. This rig is a complete and economical operating mill, which requires no line shafts or large amount of floor space. Can be moved from job to job and will do the work of five men. This outfit complete, ready to run when it reaches you, weighs 550 pounds.

## SPECIFICATIONS

3 H. P. engine runs 550 revolutions per minute driving saw with 3" width of belt. Frame built of No. 1 Maple strongly bolted. Rip guide set in dove tail groove. Iron table accurately planed is strong and rigid 22" wide by 30" long, can be raised or lowered for depth of dado cut. Cut off gauge is adjustable from square to mitre in either direction. 8" saw will rip 2" lumber. No saw dust can fall on engine as it runs outside of partition. Belt tightener takes up slack; no relacing of belt every few days. Gasoline

tank holds one gallon and will run the engine eight hours without refilling. Insurance laws allow one gallon on the job.



With the Outfit is Included:

**Eight-Inch Rip Saw**  
**Eight-Inch Cross-cut Saw**  
**Ten-Inch Cross-cut [Saw]**  
**Two-Inch Jointer Head**  
**One-Half-Inch Dado Head**  
**Emery Wheel**  
**Oil Can and Wrench**  
**Extra Spark Plug**

Write for Attractive Price

## GEORGE D. SMITH

Contractors' and Builders' Machinery

414 Fisher Building

--

--

CHICAGO, ILL.

## The American Floor Surfacing Machine

is the original and only two-roll, self-propelling, dust collecting machine protected by U. S. and Foreign patents, and the only one that will satisfactorily surface any kind of a woodfloor, and has been in general use by contractors, hardwood floor companies and others for over 6 years.

Its work is rapid, regular, smooth and even, because the power that drives the rolls propels the machine at the same ratio of speed.

Its work has established the standard for surfaced floors, and the only machine whose work is specified by leading architects and meets the requirements of contractors, owners and hardwood floor companies for finely finished, smooth, even floors.

It has surfaced and polished millions of square feet of the finest floors in America and Europe.

Don't be fooled with an imitation, but get a machine that does work in paying quantities, and can be operated in small rooms.

The only one whose construction is guaranteed and sold on its merits.

Write for our book "Surfacing Floors as a Business."

Manufactured by

**The American Floor Surfacing Machine Co., Toledo, Ohio.**



## TRY BEFORE YOU BUY

Let us send you the "LITTLE GIANT" Floor Scraper—Freight Prepaid. Absolutely FREE of any expense to you whatever


A request from you brings the "Little Giant" Floor Scraper to your door—you send no money and we pay all expenses. After you have given it a fair trial and have tested it as thoroughly as you know how, and have found it satisfactory, pay for it. If you do not think it is the best floor scraper made, return it.

### TRY IT ON YOUR OWN FLOOR

You can try the "Little Giant" Floor Scraper on your own floor and the trial costs you nothing. All that we ask is that you give it a fair trial. You be the judge and jury. Every carpenter and contractor can afford to invest in one as the time and money saved will pay for the machine in a very short time. By using the "Little Giant" Floor Scraper you will be in a position to estimate much lower than your competitor and therefore have more work. Can you afford to be without this machine?

**25,000  
"Little  
Giant"  
Floor Scrapers**

are in use throughout this country and abroad. These were purchased because they were better; because they did more work—did it quicker, cleaner and cheaper—than any other machine made. So great is our faith in its ability to prove its worth to you that we are making the above liberal proposition.



Write us for our Special Price

## Hurley Machine Company

31 South Clinton Street, CHICAGO  
1011 Flatiron Building, NEW YORK  
246 Woodward Ave., DETROIT

## Only Perfect Floor Surfacing Machine

Will do perfect work on any kind of floor, whether even or uneven. Recommended by the best architects and contractors.

**A BOY CAN OPERATE IT.**

Sold on absolute guarantee. Price, complete with motor switch and 50 feet electric cord ready to connect with light socket, \$125.00.

Write for further information.

**MARSH COMPANY,** 970 Old Colony Building  
CHICAGO, ILL.





# READ THE OUTCOME

See what the DAISY did at the Labor Day Celebration  
Read the OFFICIAL ENDORSEMENT below

Chicago, Ill., September 7, 1910.

The Daisy Mfg. Co., South Bend, Ind.

Gentlemen:—The Chicago Business Agents Association takes great pleasure in recommending the Daisy Floor Scraper, for the speed and quality of its work upon a platform, in the presence of over 40,000 people at our Great Labor Day Demonstration at Hawthorne Race Track on Monday, September 5, 1910. Our only regret is that the makers of other machines did not appear to have sufficient confidence in their machines to enter them against yours.

This challenge has been an open one and we were in communication with the other manufacturers, telling them the conditions of the contest just the same as we did your concern.

Mr. John Metz, President of the Carpenters' District Council of Chicago, Mr. Peter Shaughnessy, President of the Chicago Business Agents Association, myself, and numerous contractors and mechanics closely examined the work done by your machine and we unhesi-

South Bend, Ind., Aug. 13, 1910  
**TO THE MANUFACTURERS OF FLOOR SCRAPERS, PLANERS OR SMOOTHERS.**  
Gentlemen:—  
The Chicago Business Agents Association expect to have at their Annual Labor Day Demonstration and Field Day at Hawthorne Race track, on Monday, September 5th, a Floor Dressing Contest, in which we have been invited to participate, and which invitation we have accepted.  
The estimated attendance of trade employes and employers, will be in the neighborhood of sixty to sixty-five thousand people.  
We are willing to make this Labor Day contest our \$1,000.00 Challenge contest. If you desire to enter your machine in the above contest, notify the Chicago Business Agents Association, Office No. 819 Chicago Opera House Block, so that they may have the required amount of flooring laid for the contest.  
Yours very truly,  
**THE DAISY MFG. CO.**  
All readers of this journal are invited to witness this contest.  
—THE DAISY MFG. CO.

Belle Fourche, S. D., Aug. 4, 1910  
The Daisy Mfg. Co.  
South Bend, Ind.  
Gentlemen:—  
After giving the three Floor Scrapers a trial we have decided that the Daisy is the one we want.  
Inclosed find draft in full for same.  
Very respectfully,  
**NELSON & GOLDING.**  
Dubuque, Iowa, Sept. 1st, 1910  
The Daisy Mfg. Co.  
South Bend, Ind.  
Gentlemen:—  
Immediately after using the scraper we have found it to be satisfactory and superior to any we have seen in use.  
We herewith inclose draft in full for same.  
Yours truly,  
**KÜTSCH BROS.**  
Per J. P. K.  
Gillette, N. J., Oct. 11, 1910  
The Daisy Mfg. Co.  
South Bend, Ind.  
Gentlemen:—  
The flooring has arrived and I have scraped it with your machine and I find it does all you claim for it. Inclosed you will find check as per agreement.  
Thanking you for your kindness in allowing me to try this machine and for extending the time for trial, I am  
Yours respectfully  
**FRED L. WALTERS.**

tatingly pronounce it the finest Floor Scraper on the market. The work it had to do was done under serious difficulties, owing to the fact that the platform having been built out in the open had been exposed to the rain for nearly two days, the rain falling upon it up to within 8 hours of the contest, the floor naturally swelling, thereby making it much harder to scrape. Therefore, after viewing the quality of the work done under extreme difficulties, we say that it is the one Floor Scraper that we recommend to all our friends. We remain, Very truly yours,

**CHICAGO BUSINESS AGENTS ASSOCIATION**

**10 DAYS FREE TRIAL OFFER**

We will ship a "Daisy" outfit, freight prepaid, to any responsible contractor who intends purchasing a Floor Scraper, for a 10 days free trial. Test it with others, if you do not find it best, ship it back.

The Trial Will Not Cost You a Penny.


*Peter S. Shaughnessy*  
*John J. Brittain*  
*John A. Metz*

**THE DAISY MFG. CO.**  
South Bend, Ind.

Gentlemen:—  
Send me the "Daisy" Floor Scraper Booklet Free.

Name .....  
Street .....  
City .....  
State .....  
Occupation .....

## Contractors Are Not Misled



by mere advertising schemes today. That time is past, although some manufactures still think they can hoodwink a purchaser by "Yellow Journal" methods applied to advertising.


The twentieth century buyer is the "show me" kind. He doesn't judge the merits of an article by the head line of an ad. What good do.....challenges, or.....rewards (that are so cleverly worded that no one can win) do him? What he wants is **THE ARTICLE** and not "hot air" gently spread with printers ink over the pages of a trade paper.

### Enough of This—Now Read My Proposition

I will send the **ACME FLOOR SCRAPING OUTFIT** to you on an **ABSOLUTELY FREE TRIAL** basis for one week at my expense. I will allow you to work with the machines as much as you please in order to permit you to judge by results whether the outfit is what you want to buy or not. If at the end of the week the machines do not meet with your approval, simply send them back to me. Does this offer sound reasonable to you? If it does and you want more information and catalog before trying the outfit, write to me today and I will send you full particulars by return mail.

**JOSEPH MIOTKE, 247 Lake St. Milwaukee, Wis.**

### Perfect Results Are Easily Obtained By Using Schlueter Rapid Floor Surfacer



Made in three sizes:  
18 8x15 and 8x12 in. Roller

This machine is built on the only correct principle. It is guaranteed to be **The Best** machine with which to produce an even, smooth surface on any kind of large or small wood floor, old or new, hard or soft, and in all buildings: Residences, Stores, Factories, Bowling Alleys, Roller Skating Rinks, Reception and Dance Halls, Etc.


The **Schlueter** will remove all joints or warped edges, and oil, wax, lime stains, or the "muck" from skate wheels, in a most satisfactory manner.

Earning capacity, \$20.00 to \$35.00 per day!

Send for prices and **Free Trial Proposition.**

**M. L. SCHLUETER, Chicago, Ill.**

108 N. Canal Street



Edge Roller easily adjusted to either side.



### THE BOSS JUNIOR FLOOR SCRAPER

with gage, is the latest. With ball adjustment—it can be set to any shearing cut by loosening one bolt. Right or left gage can be set for any thickness of shaving, and keeps knife from making an uneven impression in Floors. Gives knife double support. Gage on front and wheels at the rear make it like a plane. The weight on top can move it back or forward. This machine lets you be the judge, not me.


Send for Prices.

**G. J. Kepplinger**  
Dwight, Ill.

### Sent on FREE Trial—anywhere

If you want the best—get the **Ackermann Floor Scraper**

The Ackermann is the best floor scraper. We guarantee it to do more, better and easier work than any other machine on the market. If it doesn't you get one free. Send for details of our offer under which any contractor may test the Ackermann Rapid Floor Scraper and Ackermann's New Knife Sharpener free at our expense.



**J. B. ACKERMANN CO., 100 Pearl Street, GRAND RAPIDS, MICH.**



# IF YOU NEED A FLOOR SCRAPER— THE BEST EVER MADE—READ THIS:

In order to quickly introduce the Weber Double Acting Floor Scraper in localities where it is not generally known, I am making a special price to the first party who buys one. Experience shows that the Weber sells itself on sight. One Weber in a town means that before long every contractor and floor layer in the neighborhood will throw away his old machine or quit doing hand-work and buy a Weber. This fact has been demonstrated time and time again.

Why is this? Because the Weber does the work. Does it better, smoother, easier than any other Scraper on earth. It will also outlast the best scraper you ever saw—and stay sharp longer. It's quality all the way through.

Costs more than some so-called floor scrapers, but it's worth it. If you want a cheap, low-priced scraper regardless of the class of work it will do, or how long it will last my proposition won't interest you. **BUT—**

if you want the best floor scraper ever made, one that's quality through and through, backed by an ironclad guarantee and are willing to pay a reasonable price, then it will pay you in dollars and cents to get in touch with us at once.

## OUR REFERENCES:

As to our responsibility you may refer to:

**FIRST NATIONAL BANK**  
West Allis, Wis.

**STATE BANK,**  
Hales Corners, Wis.

**J. PRITZLAFF HARDWARE CO.**  
Wholesale Hardware Dealers  
Milwaukee, Wis.

**RADCLIFFE MFG. CO.**  
Mfrs. of Sash and Doors  
West Allis, Wis.

**1 in Your  
Town Sells  
25 More**

## Free Trial Offer

Any responsible builder or floor layer may try a Weber Floor Scraper five to ten days **FREE**. Order one today, and if you're not satisfied after the trial period is up, I'll take the scraper off your hands and you won't be out one cent. Write today for descriptive literature and prices.

Side View of Latest Model, showing Adjustable Handle

## Read This Ad

All the way through carefully, then fill out the coupon below and send it to me without delay.

# The WEBER DOUBLE ACTING Floor Scraper

## These Letters Tell the Story of Weber Satisfaction

### DOES A DAY'S WORK IN 1½ HOURS

Elkins, W. Va., 3-12-'10  
Weber Mfg. Co.

Gentlemen:—Received the scraper O. K. on the 7th. I used it 1½ hours and in that short time cleaned more floor with it than I could have done in a day by hand. The work was much better too.

I am thoroughly satisfied and believe the WEBER will do all you claim for it. When I hear of any contractor needing a floor scraper I'll tell him what the WEBER can do.

Sincerely yours,  
A. J. BARTLETT

### PAID FOR ITSELF ON FIRST JOB

Weber Mfg. Co. Mason, Nevada, 2-20-'10  
Gentlemen:—We subjected the Weber Scraper to the most severe test and find it to be all that is claimed for it—both in the quality and quantity of work done.

We do not know that other makes of scrapers are not all right, but *we do know* that the Weber Double Acting Floor Scraper is all right. Furthermore it has more than paid for itself by the saving of time and labor on the first job. It has given entire satisfaction in every way.

Yours very truly,  
FRAZER BROS.

### CORRECTS BAD WORK of OTHER SCRAPER

Weber Mfg. Co. Galesburg, Mich.; 6-29-'10

Gentlemen:—I have used the Weber Scraper on about 2000 feet of floor and am well pleased with it. I am very glad I did not buy before I saw the Weber. Before the Weber came I had another machine on trial but the longer I used it the worse the floor got. After filling the floor with waves about 3-16 of an inch deep, I gave it up as a bad job and thought I would have to re-lay the whole floor. But with the Weber I soon had this floor perfectly smooth—not a wave in it. I cannot say anything too good about the Weber. I think it has got all the others beat and I certainly am much pleased with it.

Yours respectfully,  
W. H. BRISTOL,  
Contractor and Builder.

John  
F. Weber  
President  
WEBER  
MFG. CO.

670 71st Avenue  
West Allis, Wis.

## FILL OUT THIS COUPON AND SEND IT TO ME NOW

Don't lose any time if you want to be the lucky man in your town to get the special introductory price. Act quick. Send me the coupon at right, before somebody else does. The first coupon received at this office gives the sender an option on the one Weber Scraper at the special discount price. This offer is open for a limited time only. Tomorrow may be too late. Send me the coupon today—NOW—get your letter in the next mail.

JOHN F. WEBER, President

## WEBER MFG. CO.


670 71st Ave, WEST ALLIS, WIS.

Please send me descriptive literature and prices of Weber Double Acting Floor Scrapers and credit me with 15% discount on a Weber Double Acting Floor Scraper, if purchased on or before December 1st, 1910.

NAME.....  
STREET AND No.....  
CITY.....  
STATE.....  
BUSINESS.....  
REFERENCE.....

# WRITE TO MANZ

"Here - Pack up all these cuts and this copy and send them to Manz at once. With the necessary business interruptions here I can't do justice to both my business and catalogue. I know I can depend upon Manz to get us up a catalogue that will be right and creditable to our plant and product. Miss Bright please take a letter to Manz."



MANZ ENGRAVING COMPANY, CHICAGO.



## YOU ARE PAYING FOR A FLOOR SMOOTHER

**Y**OU need one though you may think you don't. Every floor you finish by hand costs you more in time and money, than it would if you owned a **Triple "A" Floor Smoothing Outfit**. Think it over. A machine that saves you time and money on every job is surely a thing you need.

☑ And when you buy a floor smoothing outfit buy a good one—one that is complete. Don't be bluffed into buying on the strength of advertising alone. Test the machine first, then buy.

☑ And remember the **Triple "A" Spring Driven Floor Smoother** is a power machine. Floor scraping is no snap at best and, believe us, the Motor Spring helps.

☑ The Triple "A" double edged knives also help some. The knives are sharpened in the machine. Awkward and impracticable filing and edge turning devices are not necessary.

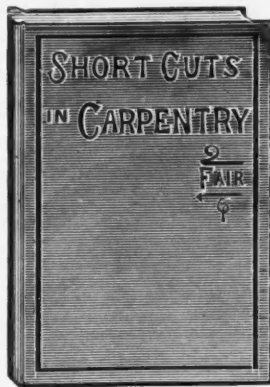
☑ The **Triple "A" Automatic Sandpapering Attachment** works with a rocking motion. The sandpaper does not clog with dust and, of course, cuts faster.



☑ Give the complete outfit a trial. It will cost you nothing and you will become acquainted with a real floor smoothing outfit. Write for free trial offer.

**Triple "A" Machine Company**

114 S. Clark St.    ::    ::    CHICAGO, ILL.



A VALUABLE NEW BOOK JUST ISSUED

## SHORT CUTS IN CARPENTRY

A Collection of New and Improved Methods  
of Laying Out and Erecting Carpenters' Work

By ALBERT FAIR

**T**O LAY OUT and erect carpenters' work accurately and quickly is an accomplishment desired by all progressive carpenters. In this book, not only the simple rules for the short cut are given, but also the "reason why," so that the carpenter can apply his knowledge to many problems besides those given in this book.

The book contains 90 large (5 x 7-inch) pages, illustrated by 75 engravings in the text and a large folding plate, finely printed on ivory-finish paper and handsomely bound in green art canvas. You run no risk in ordering this book as we will cheerfully refund your money if you are not pleased.

**PRICE ONLY 50 CENTS POSTPAID**

This useful, practical and unique instruction book contains remarks about the carpenter and his work; the difference between carpenters and joiners. Description of the various carpenter and joiners' work about a house illustrated with a large folding plate giving the names of the various parts of doors, windows, trim, etc. (This chart alone is worth the price of the book.) The practical use of geometry in laying out carpenters' work explained in a different way so the reader will know "why." How to obtain various miters, both for straight and curved work. How to make a miter box. Descriptions of different kinds of moldings. Bending moldings around circles and the art of kerfing explained simply and accurately, telling why it is done and how to do it. Rake mouldings and how to lay them out fully explained, and several short-cut ways of doing it. How to find the corner brackets for coves. The use of the steel square in finding various pitches, degrees, miter cuts for polygons, etc. Use of the 2-foot rule in describing various figures when no other tool is at hand. The selection and use of glue. Hints on saving time when working on hardwood. The art of blind nailing. Setting door jambs, fitting and hanging doors. Fitting windows. How to cut pockets in window frames. Remarks on framing. Short cuts in placing siding. Siding a circular tower. Shingles required to cover a given roof area. Laying out octagon shingles. Quick method in finding bevel of shingles for gable. Framing a floor with short timbers. Building up a beam. Laying floors. Laying wood carpet. Constructing dished floors. The art of veneering on a small scale. Hints on inlaying. Roof framing explained on a new principle whereby you know the reason why the square is used and how to use it for different forms of roofs. How to find the sizes and cuts of braces. Bevels for hoppers. Making wheat bins. Quick method of beveling fence posts. Shaping a flag pole. Quick method of obtaining the bevel of tank staves. Making and placing well curbs, etc., etc.

**INDUSTRIAL BOOK CO., 178 Fulton Street, New York**



# Stanley Tools

Among the Gauges shown herewith, we call particular attention to

## No. 94, A NEW BUTT GAUGE.

It has two steel bars—to one are affixed two steel cutters for use when gauging for doors with rabbeted jambs—this bar may be reversed for gauging from the casing (whether of the moulded form or flat), on doors which have a strike strip nailed on after the door is hung.

The other bar is fitted with a steel cutter to gauge for the thickness of the butt.

The two ends which are parallel, are at right angles to the Bottom, and as one end overhangs the Bottom slightly, it can be used as a square from which to mark at right angles to the casing, as shown in the cut.

COPYRIGHTED, 1909, BY THE STANLEY RULE & LEVEL CO.

This tool is convenient for carrying in the pocket, and so constructed that the Bars cannot fall out.

Look for the name *STANLEY* on every tool. It is a guarantee of the highest class of workmanship and material.

SEND FOR CATALOGUE

STANDARD  
THE WORLD  
OVER

### Stanley Rule & Level Co.

NEW BRITAIN, CONN. U.S.A.

EVERY  
TOOL  
GUARANTEED

## GOOD FOR ONE DOLLAR

### ONLY SELF-SETTING PLANE

**Introductory Offer**—During November—We will receive this Advertisement as \$1.00 if it is sent us from where the Self-Setting Planes are not sold, with a Money Order for the balance of the list price of any Beechwood Self-Setting Plane and 10 addresses of plane users, to whom we can send circulars—no matter where they live. If in other places, so much the better.

Highest in price.  
Highest in quality.  
Easiest to work.  
Quickest to set. ■



If the plane is not satisfactory, return it to us at our expense, within 30 days of receipt and we will refund the amount of the Money Order sent us and \$1.00 more to pay for your trouble, etc. This shows the confidence we have in our planes.

If you send only the ten addresses, no matter where they live, we will send you circulars and a carpenter's hard, tough pencil. If you send a two-cent stamp we will send you another pencil.

**GAGE TOOL CO. - Vineland, N. J.**



## Insist upon "Ohio" Tools

When buying Planes, Chisels, Drawing Knives, Gouges, Auger Bits, Hand and Bench Screws etc.

They are carefully made from best materials and fully warranted. Experienced mechanics have come to regard them as the most satisfactory and economical tools on the market.

WRITE FOR CATALOGUE

**OHIO TOOL COMPANY (Department A)**  
Columbus, Ohio      Auburn, N. Y.



## THE FOLDING DRAW KNIFE.

The old draw knife's straight out handles Wouldn't pack in any chest And its edge was always knicking A great bother, long confessed.



If your hardware dealer does not keep it, we will send it to your address postage paid. : :

**A. J. WILKINSON & CO., 180 to 188 Washington St., BOSTON, MASS.**

## THE FINGER RING LEVEL

Patented Aug. 16-10



Worn on hand while at work. Carried in vest pocket while not in use. Absolutely accurate. This tool is invaluable for Brick work, laying cement blocks or setting forms for concrete.

The value of this tool can not be appreciated until once tried. Buy one to-day, so you will have it when needed. Sent postpaid to any address in United States or Canada on receipt of \$1.00.

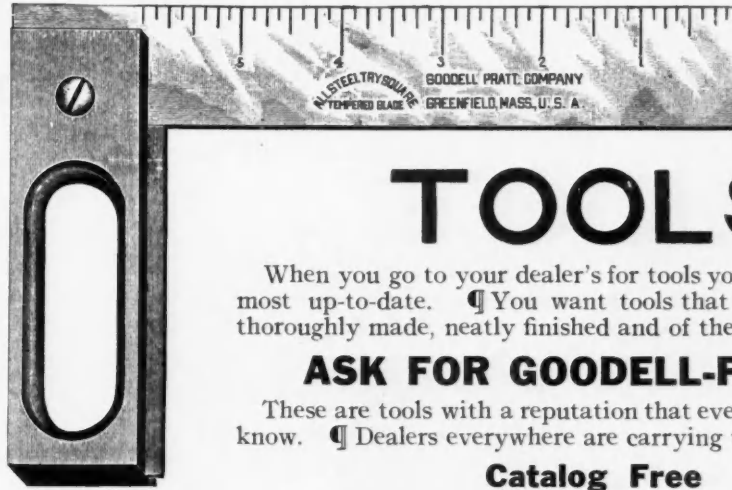
*Remember, if not entirely satisfactory money will be refunded on receipt of level. Write for free copy of our illustrated booklet, "How Jack Finnegan Saved His Job."*

Manufactured exclusively by the

**KOKOMO LEVEL CO., -:- Kokomo, Indiana, U. S. A.**  
European Agents, LINDENTHAL & CO., Berlin, Germany.



**BUY  
the  
BEST—  
it pays.**



# TOOLS

When you go to your dealer's for tools you want the best and most up-to-date. ¶ You want tools that are well designed, thoroughly made, neatly finished and of the best materials.

## ASK FOR GOODELL-PRATT'S

These are tools with a reputation that every carpenter should know. ¶ Dealers everywhere are carrying them.

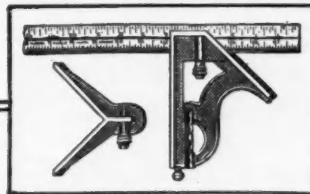
### Catalog Free

Get it, select what you need and we will see that your nearest hardware man can supply you.

## GOODELL-PRATT COMPANY

*Toolsmiths*

GREENFIELD, MASS., U. S. A.



STARRETT

## COMBINATION SQUARE

THE ORIGINAL : : THE MUCH IMITATED  
Send for free Catalogue No.186, of Fine Tools for all kinds of mechanics.

The L. S. STARRETT CO., Athol, Mass., U. S. A.

Straight-grained cedar that cuts like cheese; smooth, tough leads that make clean-cut, strong marks—that's the way Dixon's Carpenter Pencils are described. Send 16c for generous sample lot 183J.

JOSEPH DIXON CRUCIBLE CO.  
JERSEY CITY, N. J.

Established 1872

Largest and Most Complete Stock of  
**Builders and General  
Hardware—Cutlery—  
Tools—Contractors  
Supplies etc.**  
in the Country

High Grade Goods  
and  
High Grade Service

—AT—

**Orr & Lockett Hardware Co.**  
71-73 Randolph Street  
CHICAGO



# "A Bit Of Utility"

Guided by its circular rim—instead of its centre—the Forstner Labor-Saving Auger Bit will bore any arc of a circle, and can be guided in any direction.

Doesn't matter how hard the wood is, no consequence whether it is full of knots, or the grain awkward to negotiate. The Forstner Bit works with equal smoothness under any condition and leaves a true polished surface on every job.

## Unequaled for Delicate Work

Supersedes chisels, gauges, scroll-saws, or lath tools combined, for all kinds of delicate work. Cabinet and pattern makers and carpenters are enthusiastic because they do more work than other bits and cost no more.

We can offer something special in the matter of price on sets packed in a sensible box. Send today for particulars and catalog.

**The Progressive Mfg. Co.**  
Torrington, Conn.



## THE "LIGHTNING" AUGER BIT

WARRANTED



WARRANTED

It will bore through any kind of wood in common use about twice as quickly as the best and fastest heretofore on the market. The worm has a double thread terminating in two cutting points.

The double thread with the specially formed twist secures its double quick work without increase of power. Only by actual test can the great advantages of the lightning bit be fully realized. Secure from your dealer or sent by mail. Price postpaid.

|        |     |     |     |     |     |     |     |     |     |     |     |     |     |     |     |     |
|--------|-----|-----|-----|-----|-----|-----|-----|-----|-----|-----|-----|-----|-----|-----|-----|-----|
| 4      | 5   | 6   | 7   | 8   | 9   | 10  | 11  | 12  | 13  | 14  | 15  | 16  | 17  | 18  | 19  | 20  |
| \$0.28 | .28 | .28 | .28 | .32 | .34 | .38 | .42 | .50 | .50 | .55 | .55 | .62 | .62 | .73 | .73 | .85 |

**TOWER & LYON CO., 95 Chambers Street, New York, N. Y.**

### FOREST CITY BIT AND TOOL CO.

Manufacturing Hollow Mortising and Wood Boring Bits and Tools



Our Hollow Chisels made to fit all Mortising Machines  
For complete description write for Catalog H.

**FOREST CITY BIT AND TOOL CO., Factory and Office, Rockford, Ill.**


### CHAMPION FLOOR SCRAPERS

WHY PAY EXORBITANT PRICES?


Don't give double what anything is worth. We have a machine that does the same kind and quantity of work as the highest priced.

**We Can Save You Money** Both first cost and every day machine is used.  
SEND FOR OUR CIRCULAR.

**THE DOSCH MFG. CO. Bridgeport, Conn.**



# MAYHEW 60° MITRE BOX



This box embodies more distinctive features than any other made.  
 Designed for Simplicity, Accuracy, and Durability.  
 Strictly a right hand tool for mitering.  
 Box embodies a new feature in reversing the principle commonly used on other boxes.  
 Any of three saws may be used—Panel—Hand or Back saw.  
 Saw guide adjustable for any thickness of saw.


Extreme mitre to 60° without makeshift. May be used as a stationary or pivot box by use of the pin posts.  
 In mitering duplicate cuts there is no restriction on length.  
 Will cut compound mitre.  
 Parts take down into space 10x10x4 inches.  
 Weight 15 lbs. complete.  
 Box contains full directions for use

PRICE EACH, \$10.00

**H. H. MAYHEW COMPANY, SHELburne FALLS, MASS.**

## GOODELL MITRE BOX

Made of STEEL - Cannot Break



First in Quality and Improvements  
 Automatic Stops for holding up saw.  
 Corrugated Backs Graduated.  
 Gauge for duplicate cuts and many other features.  
 Send for Circular "C"


**GOODELL MFG. CO., Greenfield, Mass.**

## "SEAVEY" MITRE BOX

Meets Every Requirement

### Special Offer

On return of this "Ad" and \$2.00 one of these Mitre Boxes will be shipped to any reader of "Carpenter & Builder." Offer good for 30 days from date of issue.



Cuts Any Angle

## LUFKIN Tapes & Rules

are Standards of Accuracy, Durability and Workmanship.

SEND FOR CATALOG

**THE LUFKIN RULE CO.**

SAGINAW, MICH.

NEW YORK LONDON, ENG. WINDSOR, CAN



Portable—Can be carried in the Tool Kit

**SMITH & HEMENWAY CO.**  
 108 Duane St. New York City

Weights 2 Pounds



# ROTHMOTORS

—are—  
**Light,  
 Strong,  
 Durable,  
 Efficient**



Used to Individually Drive Machinery, they usually pay for themselves in a few years by the SAVING in Current Consumption over other methods of drive.

—Ask—

**ROTH BROS. & CO.**

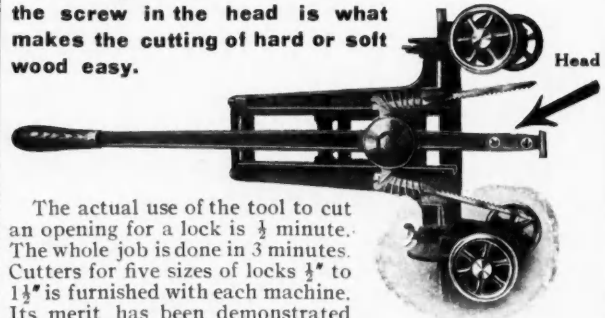
1422 W. Adams St. -:- CHICAGO, ILL.

NEW YORK OFFICE: 136 LIBERTY STREET

# Miller's Lock Mortiser


IS SCIENTIFIC

The regulation of the feed by the screw in the head is what makes the cutting of hard or soft wood easy.



The actual use of the tool to cut an opening for a lock is  $\frac{1}{2}$  minute. The whole job is done in 3 minutes. Cutters for five sizes of locks  $\frac{1}{2}$ " to  $1\frac{1}{2}$ " is furnished with each machine. Its merit has been demonstrated thousands of times. *Sent on trial.*

## Butt Mortiser



Cuts the seats for butt hinges in doors, jambs and other work. It does the work in one-third the time and makes a neat, clean, accurate job. Price, including rule gauge, 75 cents.


**A. W. Miller Mfg. Co.**

Western Office:  
 RIVERSIDE, CALIF.


Main Office:  
 CINCINNATI, OHIO.

# The Perfection Universal Mortiser

*This bit moves up and down while boring.*



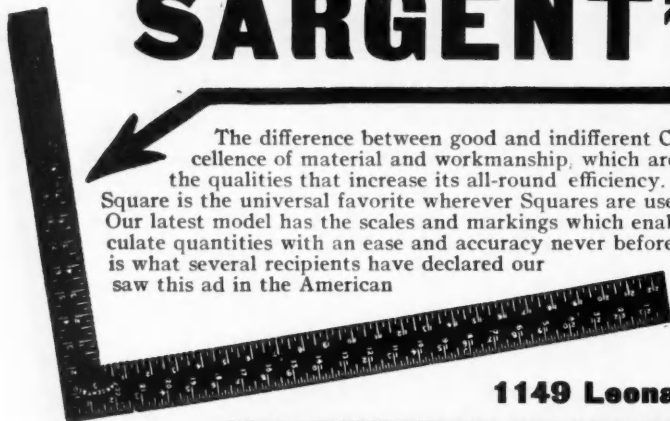
For Door Locks, Sash, Sash Pullies, Screen Frames and Cabinet work. Instantly changed with screw driver, from round hole to ANY size mortise up to 6". Finished perfect, WITHOUT THE USE OF BRACE OR CHISEL. Made of Malleable. Automatic and ball bearing.



MANUFACTURED BY PERFECTION MFG. CO.  
 COLUMBUS, OHIO

# SARGENT'S IMPROVED STEEL SQUARE

The difference between good and indifferent Carpenters' Squares lies in something more than excellence of material and workmanship, which are, of course, among other "Sargent" features—it is in the qualities that increase its all-round efficiency. That is why the practical "Sargent" Standard Steel Square is the universal favorite wherever Squares are used. Our latest model has the scales and markings which enable the carpenter to lay out all kinds of work and to calculate quantities with an ease and accuracy never before thought possible. "A practical treatise on Steel Square" is what several recipients have declared our little publication. Copy free simply by mentioning you saw this ad in the American Carpenter and Builder.




**Sargent & Company**  
 1149 Leonard Street  
 New York

## The Master Bit Brace


is our latest product in this line of tools. It has a ball bearing head, ball bearing center handles, covered ratchet, and chuck that holds securely all sorts of shapes. In producing this Brace we have endeavored to make it a perfect tool in every particular. Sample it and decide for yourself whether we have succeeded or not.

Our new catalogue describes this Brace in detail. Ask for one.

**Millers Falls Company**  
28 Warren St., New York, N. Y.



**THIS  
IS  
THE  
MITRE  
BOX  
YOU  
WANT**




It's a LANGDON ACME and is made in three sizes put up with varying lengths of saws.


The advantage over other styles are too numerous to mention in this advertisement, but our pocket catalogue tells the whole story. You can have one of the catalogues by asking for it. It illustrates our full line of tools.

**Millers Falls Company**  
28 Warren St., New York, N. Y.

## Sent on 10 Days Trial



The Famous Dorn Revolving Miter Box. Will saw compound as well as plain miters any width with a back saw 4 inches wide.



Send for Booklet Called "Tools That Last"

### OUR "CHISEL" GUARANTEE

We guarantee that our chisels will hold their edge all day with one sharpening, even if used on quartered oak across the grain

Chisels look simple, but there is no tool of which such hard work and varied service is required. Recognizing this we have given the choice of the steel, regardless of cost, and the design of these chisels, the most extensive study and experimentation, and in their manufacture the greatest care and highest order of skill is employed

### SPECIAL OFFER

To further increase the number of carpenters who insist on having B. M. Co. Chisels we will sell direct to readers of the American Carpenter and Builder, express prepaid any chisel or set of chisels with privilege of returning after ten days trial if they do not prove to be the BEST EVER USED.



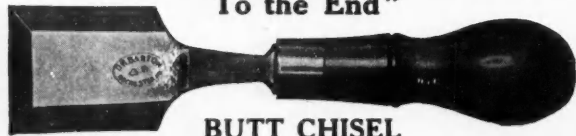
BEVELED EDGE BUTT CHISEL



SOCKET BUTT CHISEL

**BRAUNSDORF-MUELLER CO., - Elizabeth, N. J.**

**"Last a Lifetime and Give Satisfaction To the End"**



**BUTT CHISEL**

TRADE MARK

The celebrated Barton Planes and Edge Tools for carpenters and all other woodworkers are unequalled by any other made for keen, hard smooth cutting edges. If your hardware dealer does not handle




**THE CELEBRATED BARTON TOOLS**

send direct for catalogue. Be sure to specify 'CARPENTER'S CATALOGUE.'

**MACK & COMPANY, 20 BROWN'S RACE, ROCHESTER, N. Y.**

**OUR SAWTOOTH ROLLER MARKING AND MORTISE GAUGE**

**BOTH SINGLE OR DOUBLE. TWO IN ONE. REMOVE THE INNER ROD AND YOU HAVE A PERFECT SINGLE GAUGE**



By making this Gauge with a tracing wheel at end of bar in place of a pin or straight roll, we have a gauge which will not run out with the grain of wood. The Tracing Wheel runs true with edge of board, regardless of knots or cross-grain wood.

This is the only gauge on the market which will mark true at all times.

Another feature is, the line made by a pin is very hard to see on some kinds of wood, but with our **TRUE GAUGE** the marks made are like punch marks, and reflect the light from all sides.

Polished steel, - \$ .75 Prepaid  
Nickel Plated, - 1.00 "

**NICHOLLS MFG. CO., Ottumwa, Iowa**

**The Dayton KEYLESS Door Locks and Padlocks**

Cannot be Picked. Are unlocked in 3 seconds, in the dark with gloves on. No user would do without them for double their cost. Where they are known no home is considered modern without them. They give perfect protection and untold convenience. A high class proposition to Agents, Carpenters, Builders and Architects.

Write today what you want, Printed Matter, A Lock, A Local Agency or State Agency.

**The Dayton Keyless Lock Co.**

802 U. B. Bldg. Dayton, Ohio, U. S. A.

**The L. & I. J. White Co. Buffalo, N. Y.**

**The BEST that Money Can Buy**

**GUARANTEED PERFECT**  
*In Quality, Shape, Material and Temper*

The strongest, finest finished and most accurate Edge Tools made. For use on any wood, any job at any time. Always ready, sharp, accurate and perfect. *The Best tools for Best work.* If not at dealers, write us.

Dep't A



*The Mark of*



**BEST EDGE TOOLS**

All bits look alike but there's a vast difference in durability and accuracy.


**RUSSELL JENNINGS BITS**

Are of

**SELECTED CRUCIBLE STEEL**

Made by men of long bit-making experience.

We have a book which tells how to **Sharpen Auger Bits** have you seen it?



Ask your hardware dealer or write to

**Russell Jennings Mfg. Co., Chester, Conn., U. S. A.** 21-7



# The Northwestern Terra Cotta Company


MANUFACTURERS OF

## High Grade Architectural Terra Cotta

**Enameled Work a Specialty**

Main Office and Works, 2525 Clybourn Ave.,  
Branch Office, Room 1415 Railway Exchange

**CHICAGO, ILLINOIS**



Every Practical Carpenter knows that Richards Trolley Hangers are the most desirable type for hanging barn, warehouse and garage doors.

Richards Trolley Track forms complete covering for the roller bearing hangers. No jumping the track. Hangers easy running, easy to put up and adjust. Nothing to get fussy. For an easy and satisfactory job insist on "Richards" Hangers, at your dealers. Have you our complete catalogue?

**THE RICHARDS MANUFACTURING CO., AURORA, ILL.**



### Quality Talks


We can furnish you with the best grade of builders hardware at wholesale prices.

No. 333 Lock Set (as per cut) Steel Dull Brass or Antique Copper Finish. Price per set . . . . . **46c.**

**FREE** Our Illustrated Catalogue and Net Price List. . . . .

**REHM Hardware Co.**  
1501 Blue Island Avenue  
**CHICAGO, ILL.**


Carborundum actually helps a Carpenter to make good.



A Carborundum sharpening stone not only saves time by doing its work very much faster than any other sharpening stone—but it also puts such a keen, even edge on a tool that the workman does cleaner, better and faster work—

## Carborundum Sharpening Stones

so far exceed any other sharpening stones in quality that they are distinctly in a class by themselves. No good workman can afford for a day to be without them.



We want you particularly to try the new **round combination stone.**

The only stone on which you use all the surface, allow for the rotary motion so necessary in the sharpening of chisels, planer irons, etc.

*Order from your dealer today—or send direct*

|                                       |           |        |
|---------------------------------------|-----------|--------|
| No. 107—Round Combination Stone       | - - - - - | \$1.00 |
| In polished oak box                   | - - - - - | 1.50   |
| No. 146—Pocket Stone, in leather case | - - - - - | .35    |

*Write for the Sharpening Stone Booklet*

**THE CARBORUNDUM CO.**  
**NIAGARA FALLS, N. Y.**

## Read How This Builder Saved \$160.00 By Using The Andrews Hot Water Heating System

Andrews Heating Co., Minneapolis, Minn.

Gentlemen:—I had under way the remodeling of a large two-story house, the second story to be used for a Private Hospital, and for that reason must have an even temperature. The local dealers, also one city party had quoted price on hot water. My attention was first attracted to you by an advertisement noticed in some magazine. I wrote asking about your estimate and then upon your request I sent you a rough plan of the house. I soon received a blue-print plan of house with location of radiators in each room, and also optional location, and lump price of all materials needed for the plant and setting up. This looked all right, but you were a new firm to me and I did not feel much confidence so went to see the only other plant of your make in the state, at Claremont.

After studying the matter some days I signed the contract. The locomotive boiler appealed to me as applying the heat to the best advantage, therefore was the one ordered. In a reasonable time the material came and I think I answered more questions for the villagers on the day we moved the boiler to the house than any other day since I passed my final examination in college.

We laid the pipe out each size by itself flat on concrete cellar floor, then slid the boiler down the rollway into the cellar on skids and soon had it in place. I had one man to help me and neither of us had had any previous experience in this kind of work. We followed the instructions carefully and once clear in mind there was no trouble.

Send for Andrews 72 Page Book on Heating, Plumbing, Water Supply and Sewage Disposal. It is FREE.

**ANDREWS HEATING CO.,**

1143 Heating Building. ::: MINNEAPOLIS, MINN.

Well, we got the plant ready to run in less than eight days, the whole fifteen radiators having 940 ft. of radiation.

This plant cost \$160.00 less than the lowest bid I received from other dealers, and I have to see one that will do nearly as good work on the same quantity of fuel consumed.

I have some more plumbing to do and you will no doubt have the order, and would have had it all had I known in time that you also did this kind of work. Never have I dealt with any house in any line that has used me as well as has yours. I have been trying to have my neighbors put in your plants knowing that they would later thank me for my efforts with them. Very respectfully, J. W. COOLIDGE, Bristol, N. H.



### If You Have Power



You cannot afford to use any but the

### Grand Rapids All-Steel Sash Pulleys



and the Grand Rapids Mortising Bit. Bores mortise at one punch. Used in common boring machines. We make boring machines too. Write for sample pulleys and prices.

### Grand Rapids Hardware Co.

35 Pearl Street,  
GRAND RAPIDS, MICH.


### DON'T PUT SASH WEIGHTS IN YOUR WINDOWS—THEY ARE OUT OF DATE The "AUTOMATIC" SASH HOLDER

The "Automatic" Sash Holder is the new, modern, up-to-date device that dispenses with cumbersome sash weights, kinking cords or ribbons, useless weight pockets, misfit pulleys and reluctant balances, and saves all the time, labor and expense of fitting them in.

Prevent rattling and permit the window to be moved up and down with ease. Hold it safely at any point desired.

A sample set of four sent, postpaid, for \$1.20. Ask your dealer, or write to us direct.

Automatic Sash Holder Company  
277 Broadway, New York City,




### PULLMAN SPRING SASH BALANCES

Require only a mortise in the frame. No pockets, cord, weights, etc. Indispensable in repair work. Let us send catalogue.

Pullman Mfg. Company  
13 ALLEN STREET  
ROCHESTER, N.Y.

# Sent Anywhere on Approval Greatest Offer of the Year!

New books that cost a fortune to compile—Covering a new field completely for the first time—The whole story of Cement, its practical uses and possibilities, told in simple English, profusely illustrated—Up-to-date methods for practical workers; complete specifications, working rules, tables, etc. Sent on approval for five days' free examination.



## Radford's Cyclopedic of Cement Construction

*A Practical Working Guide to the Intelligent Use of Cement, Concrete, and Structural Steel* (2,250 pages; 1,500 illustrations; completely indexed). As necessary to the Carpenter and Builder as to the Stone or Brick Mason or the Cement Man; to the Home Owner and Builder as to the Architect or Engineer; to the Farmer as to the City Craftsman of the Building Trades in general.

Concrete is now used everywhere, for all sorts of construction work—from large residences to small cottages or bungalows; from office buildings and factories to barns, silos, and water-tanks; from bridges and culverts to sidewalks and curbs and fence-posts; from breakwaters and dry-docks to hen's nests, feeding troughs, and garbage cans. It has triumphantly risen above prejudice and doubt to an assured place as one of the most important building factors of this great age of progress. Any failures in the past have always been due to ignorance or carelessness. Concrete is transforming the very face of things; it has already worked a revolution in building methods, and is

### TEACHING THE WORLD A NEW LESSON

As an ambitious craftsman or engineer, or even as a progressive citizen, you owe it to yourself to be posted on this great vital subject—the different kinds of cement and concreting materials, the proper methods of proportioning and mixing concrete, and the latest approved methods of using it in various forms of construction. You should be able to build a concrete foundation or wall, lay a concrete sidewalk, etc., and be able to tell good from bad in concrete work. These books dispel all mystery about it. Concrete **need be no longer a monopoly in the hands of a few well-posted men.** With the help of Radford's Cyclopedic of Cement Construction, you can do all the ordinary work of the Concrete Engineer or Cement Man, and without any deep mathematical calculations.

**Sent on Five Days' Approval for Examination. This Introductory Advance Offer Limited to First 1,000 Sets**

Order at our risk, no risk to you—Absolutely no expense to you unless you keep the books—Books sent express charges prepaid, and, if not satisfactory, may be returned at our expense—No follow-up agents to bother you if you should decide not to keep the books.

THE RADFORD ARCHITECTURAL COMPANY, Entire 11th Floor, Medinah Bldg., Chicago, Ill.

**SIGN AND MAIL COUPON TO-DAY**

(OVER)



# From its pages drop the 20<sup>th</sup> Century Achievements

## Partial Table of Contents

To fully realize their immense scope, you must see the books.

Origin of Portland Cement  
Ancient and Modern Concrete  
Advantages of Concrete  
Development of Cement Industry  
Dictionary of Terms

Materials and Manufacture of Concrete  
Common and Hydraulic Lime Cements (Portland, Natural, etc.)  
Aggregates (Sand, Gravel, Crushed Stone, etc.)  
Proportions for Mixing  
Mixing by Hand and Machine  
Strength of Concrete  
Cement Testing  
Cost of Concrete  
General Working Rules  
Depositing Concrete (in Air, under Water)  
Bonding Old and New Concrete  
Precautions against Freezing  
Concrete Troubles and Remedies  
Expansion, Contraction, Hair Cracks, etc.

Waterproofing Concrete  
Integral Mixtures  
Surface Treatments  
Asphalt Waterproofing  
Waterproof Paints

Concrete Blocks and Brick  
Cement Mortar  
Stucco and Plaster  
Hollow Tile

Concreting Machinery and Tools  
Crushers and Grinders  
Separators and Screens

Concrete Mixers  
Automatic Measuring  
Hand Tools  
Engines, Hoists, etc.

Concrete Block Machines  
Kinds of Blocks (Hollow, Two-Piece, etc.)  
Number of Blocks Required  
Mixing, Moulding and Curing  
Cost of Blocks  
Brick Machines  
Tile, Pipe and Shingle Machines

Plain Concrete Construction  
Forms (Wood, Metal)  
Form Construction

Cement Houses  
Poured, Block, Brick, etc.  
The Edison Poured House  
Plaster and Stucco  
Foundations  
Floors and Walls  
Stairs and Steps  
Roofs and Chimneys  
Porches, Water-Table  
Sills and Lintels

Fireproof Construction  
Hollow-Tile Walls  
Metal Lath and Furring  
Mineral Wool  
Insurance Rates

Concrete Sidewalks  
Curbs and Gutters  
Pavements and Driveways

Artistic and Ornamental Use of Concrete  
Coloring Concrete  
Surface Finishes  
Art Tile and Mosaics  
Terrazzo Floors  
Classic Mouldings  
Ornamental Shapes  
Keene's Cement  
Landscape Adornment  
(Fountains, Urns, Sun Dials, Garden Seats, etc.)

## Radford's Cyclopaedia of Cement Construction The Only Authoritative Work Published—Completely Covering this New Field

Not a collection of pretty pictures or tales of fiction, but five great big volumes full of the soundest kind of instruction on the most important and most practical subject in the world today—the uses of cement and the application of concrete to modern building construction. Every page is written by the most expert engineers and architects. The concrete and structural work were asked to contribute to it. It thus represents the best fruits of the highest science and the most practical experience of the world's latest information on this great subject. The work represents an investment of over \$100,000 in money and several years of the most painstaking labor.

## Order at Our Risk

Free on Five Days' Approval—No Risk to You—No Obligation—No Expense

We take a great risk in making an offer of this sort. We are so confident, however, of the practical value of this set of books that we are willing to assume all the risk. We know that when you have examined the books and ordered them on the exceptionally liberal terms of our offer, you will be so entirely satisfied that you will not hesitate to recommend the set to any friend, and you will always have a good word to say about the Cyclopaedia whenever it is mentioned. This set of books was written for the practical man—the man on the job. Everything is put in simple, non-technical English. It tells the "how" and "why" of everything pertaining to concrete construction without difficult mathematics. There is not a line of text, an illustration, a drawing in the entire set which the average school boy cannot thoroughly understand without going to anybody for further explanation. Read the terms over again. You lose nothing whether you buy or not; but by cutting the coupon on the back page of this circular and mailing it today, you get this great big work which appeals so particularly to you and your means of earning a living, absolutely without risking a cent. Then, if you finally decide to buy it, you save yourself \$25.20 on the purchase price, and not only that, but you get a full year's subscription to the Cement World, the greatest cement paper published; also a year's Free Consultation Privilege in Radford's Expert Service, giving you, for the asking, the best expert advice on construction problems. Why delay, why hesitate, when we take all the risk? Read the "No Risk" coupon carefully, sign it and send it in before you lose the circular.



Free on Five Days' Approval  
No risk, no obligation,  
no expense to you

First 1,000 Sets  
less than 1-3 Pr

\$12.80 instead of \$38  
Sent for only \$1.00


# Every page is modern building

Radford's  
this important  
The Cement  
industry.  
Profusely  
Free Con  
year, to fre  
builder of  
has the ben  
The Cou

# Up the wonders of Achievements

## Construction

g this New Field  
undest kind instruction on the  
struction. A page is wasted on  
the most expert engineers in  
highest and embodies the  
stment of



5  
MASSIVE  
VOLUMES

Over 2,200 pages, 1,500 illustrations, diagrams, charts, plans and working drawings to demonstrate **by picture** every example given in the text—supplemented by over 200 full-page half-tone plates, showing representative concrete and steel structures of every type, and illustrating every detail of construction. These plates are an education in themselves. **Indexed for immediate reference.** Handsomely and durably bound in three-quarter Morocco leather with full Persian library covers. Without magazine, \$1.00 less.

## Absolutely Brand New

Not a collection of separate papers bound together in book form, but a masterly work built from the bottom up, according to a definite plan. Compiled at a cost of many thousands of dollars and embodying the accumulated experience of the world's best known practical cement experts, architects, structural and civil engineers. There is not one line of useless information in the entire set. It is designed for **practical use**, and every page of every volume teems with the most vital kind of instruction to the concrete or steel worker. It covers everything thoroughly, from the history of cement through the various ages, down to its latest applications—from the laying of cement sidewalks to the construction of the largest bridges or buildings of reinforced concrete.

Yours  
for only  
**\$1.00**

## Special Advance Sale

Our reason for making this unprecedented offer of the first 1,000 sets of this great work at a **great reduction below actual cost**, is found in the **advertising value** we will receive through placing these sets in the hands of **representative** men in the cement and concrete industry in different parts of the country. If we did not expect to sell many thousand sets we could not afford to make any such offer as this.

### What Our Offer Includes:

**Radford's Cyclopaedia of Cement Construction—Five Massive Volumes**—the only Cyclopaedia in existence covering this important new field.

**The Cement World**—A full year's subscription to this biggest and best cement paper, published in the interest of the cement industry. A constant source of practical, up-to-date information, keeping its readers in familiar touch with the latest progress. Profusely illustrated and in every way a high-class standard publication.

**Free Consultation Privilege—Expert Advice on Construction Problems**—A certificate, entitling the subscriber, for one year, to free consultation privilege in Radford's Expert Service. On account of its comparative novelty, concrete presents to the builder of today many problems of more or less difficulty, e. g., in design of reinforced work. On all such matters the subscriber has the benefit of free expert advice from a special corps of Engineers and Architects.

The Coupon Brings Them All

Sign It and Mail Today

(Over)

### Partial Table of Contents

(Concluded)

To fully realize their immense scope, you must see the books.

**Concrete on the Farm**  
Fence-Posts and Gate-Posts  
Sewer and Drain Pipe  
Concrete Barns and Stables

**Concrete Silos**  
Feeding Floors and Troughs  
Watering Tanks  
Hog Pens, Chicken Houses  
Hotbed, Root Cellar  
Ice House, Hen's Nests, etc.

**Reinforced Concrete**  
Durability and Advantages  
Principles of Design

**Reinforcing Materials and Systems**  
Corrosion of Steel  
Plain and Deformed Bars  
Trussed Steel  
Mushroom System  
Unit-Girder Frames

**Industrial Buildings**  
Factories  
Office Buildings, etc.

**Concrete Piers**  
Piers, Dams, Docks  
Smokestacks  
Sewer and Tunnel Work

**Bridges and Viaducts**  
Retaining Walls  
Culverts, Abutments  
Reservoirs and Flumes  
Railroad Ties  
Telegraph Poles

**Estimating Concrete Work**  
Standard Concrete Specifications  
Masonry Construction  
Properties of Building Stone  
Rubble and Cut Stone

**Brick and Brickwork**  
Stone and Brick Masons' Tools  
Kinds and Manufacture of Brick  
Mortar for Masonry  
Bonds and Joints

**Estimating Stone and Brick Work**  
Steel Construction

Iron and Steel Manufacture  
Steel Shapes (I-Beams,  
Channels, etc.)  
Structural Steel Framing  
Use of Handbook Tables  
Loads and Spacing  
Allowable Stresses, Safety  
Factor  
Rivets, Tie-Rods, Lacing Bars  
Columns, Beams and Girders  
Floor and Roof Arches  
Roof Trusses and Coverings  
Tension and Compression  
Members  
Stiffeners and Bracing

**Mill Building Construction**  
Steel Bridges  
Truss and Girder Bridges  
Deck and Through Bridges  
Dead and Live Loads  
Bearings and Connections  
Stress Sheets  
Erecting Steel Structures  
Derricks and Cranes  
Painting Structural Steel  
Superintendence, Timekeeping  
Analysis of Steel Costs

**Estimating Steel Construction**  
Useful Tables, Rules  
Short Cuts in Figuring, etc.


0 Sets  
1-3 Pr  
of \$38  
\$1.00

# gets a revelation in Building Methods



# SENT FOR ONLY ONE DOLLAR

## Five Massive Volumes—Beautifully Bound in Morocco



For Concrete Workers; Steel Workers; Carpenters and Builders; Contractors; Architects; Civil, Structural, and Sanitary Engineers; Draftsmen; Masons; Stonecutters; Plasterers; Sidewalk Men; Pavers; Roofers; Plumbers; Waterworks, Sewer, and Tunnel Constructors; Bridge Builders; Home Owners; and the Building Trades in General; also Schools, Colleges, and Universities.

Absolutely only 1,000 Sets will be sold under this Free Trial Introductory Offer. No matter what your work may be, this set of books will improve your conditions, either as an employer or as a worker, giving you a broader knowledge of modern building materials and methods, and fitting you for greater responsibilities and better pay. There is no place else to go to for this information. This Cyclopedias is **alone in its field.**

### Free Consultation Privilege

Now and then, because of its comparative novelty, concrete may present problems of more or less difficulty, for example, in design of reinforced concrete beams, columns, etc.

#### Ask Any Question You Like

on any construction problem confronting you, and you will receive, absolutely free of cost, the written expert advice of the corps of special Engineers and Architects in Radford's Expert Service. This privilege alone may save you many times the cost of the Cyclopedias in consulting fees.

### Study the Special Advance Offer Again

**Five Big Volumes**—free on approval—2,250 pages, 1,500 illustrations, over 200 full-page half-tone plates.

**No Risk      No Obligation      No Expense To You**  
**\$12.80 instead of \$38.00** if you decide to keep the books.

**Cement World**—one full year's subscription.

**Free Consultation Privilege** for one year—special expert advice of a trained corps of Engineers and Architects.

**SENT FOR ONLY \$1**

**Radford Architectural Company**

Entire 11th Floor, Medinah Bldg. CHICAGO, ILL.

**PIN A DOLLAR BILL TO THIS COUPON AND MAIL IT AT OUR RISK TO-DAY**

**NO RISK-GUARANTEED COUPON**

A.C.B.  
 11-10  
 Radford  
 Architectural  
 Company  
 11th Floor, Medinah Bldg.,  
 CHICAGO

Please send me, express prepaid, one set of your 5-volume Cyclopedias of Cement Construction, for 5 days' free examination under the terms of your **Introductory Advance Offer**. I inclose \$1 deposit, which you agree to return if I decide not to keep the books after examination. If I keep the books I will pay \$2 a month until the special price, \$12.80, is paid; otherwise I will notify you within five days after receipt of books. In addition to the Cyclopedias, your offer includes one full year's subscription to the **Cement World**; also a certificate entitling me, for term of one year, to free privilege of **Consultation in Radford's Expert Service**.

Name \_\_\_\_\_  
 Town \_\_\_\_\_ State \_\_\_\_\_  
 Street \_\_\_\_\_



800 Size



**The Crescent SASH FASTENER.**

The Best Sash Lock Made. } Strong, Symmetrical and finely finished

Made in 5 sizes, and all builders' hardware finishes.

**THE H. B. IVES COMPANY**  
Sole Manufacturers  
NEW HAVEN, CONN., U. S. A.

88-Page Catalogue Hardware Specialties Mailed Free



**SAMSON SPOT SASH CORD**




TRADE MARK Be sure that the cord you buy has SAMSON AND THE LION on the label, and that the braid is marked with the COLORED SPOT. You may be sure you'll get the best.

WE'RE GLAD TO SEND SAMPLES AND FULL INFORMATION.

**SAMSON CORDAGE WORKS, BOSTON, MASS.**

**MONITOR SASH LOCKS**



(PATENTED)

**NEVER BREAK**

BECAUSE THEY ARE MADE OF VERY HEAVY GAUGE METAL AND PERFECTLY CONSTRUCTED

If the upper plate drops, the Monitor "Never Break" Sash Lock will pick it up from a lower point than any other, adjust the sashes perfectly, prevent all vibration and lock securely, so it cannot be opened from the outside.


MADE IN TWO SIZES AND ALL FURNISHED BY

**The Champion Safety Lock Co.**  
Geneva, Ohio

Don't Ask the Dealer for Sash Cord. Ask for

**"SILVER LAKE"**

and see that he gives it to you. It is impossible to



substitute, as our name is stamped on every foot of cord. Silver Lake Sash Cord is the Original Solid Braided Cotton Sash Cord, and has been the standard since 1868. No other is just as good.

**PUMPS, DOOR-HANGERS, STORE LADDERS**

The Pump That Pumps



**MYERS**  
Glass Valve

with steel roller bearings, easy to push and to pull, cannot be thrown off the track—hence its name—"Stayon." Write for descriptive circular and prices. Exclusive agency given to right party who will buy in quantity.

**F. E. MYERS & BRO.**  
Ashland, Ohio.

Double-acting, Lift, Tank and Spray

**PUMPS**

Store Ladders Etc.

Hay Tools of all kinds

Write for circulars and prices.



**LADDERS**

This hook can be inserted or removed through a one-inch hole bored in the sheathing; it hooks around the studding instead of going through it. Where it is desired to plaster inside before scaffold is down, a piece of 2" x 4" turned flatwise may be used to fill in.

Made of best quality angle steel, strictly first-class and fully tested. Arms are notched and brace riveted fast in such a way that the strain is carried entirely on the solid metal instead of on the rivets; a single pair carry a ton easily.

4 ft. brackets  $1\frac{1}{2}" \times 1\frac{1}{2}" \times \frac{3}{16}"$   
 5 ft. brackets  $1\frac{1}{2}" \times 1\frac{1}{2}" \times \frac{3}{16}"$   
 Prices respectively, \$14.85 and \$18.00 per dozen.

**Prompt Shipments Guaranteed.**

*If you wish to try a pair, before ordering in quantity, write for terms of special trial offer.*

**THE TAYLOR STEEL SCAFFOLD BRACKETS**

Isn't it quick work to be able to slide your clamp jaw right against the work operated on, let it lock itself, and then apply the power with about half a turn of the screw?

You can do this with the "TAYLOR," and as the grip doesn't depend on friction, there's no danger of the clamp becoming useless in a short time. Each is for its weight the strongest and best clamp made, and with proper use practically unbreakable. The steel bar is of a special grade, more than twice as strong as Bessmer, and the rest of the clamp is even stronger, correspondingly. We make 21 different styles, so you're likely to find one that meets your requirements.

This mitre clamp is a crack-a-jack. It's light, and easy to handle and mars the work very little. The eccentric is a special design that works quickly, but gives great holding power. The jaws are planed true, and hold the work exactly square when closed.

Just ask for a catalogue, and we'll be glad to furnish it and tell you more about these clamps.

**JAMES L. TAYLOR MFG. CO., Bloomfield, N. J. U. S. A.**

**HARGRAVE STANDARD CLAMP**

This clamp is thoroughly made of the best refined malleable iron, and is provided with a button tip. It has a very deep, square thread in both the screw and frame, and is in every way the strongest and best clamp in the market. Each size is numbered by inches the thickness of the work it will take in.

Cut one-quarter size of 5 inch

**THE CINCINNATI TOOL CO., Norwood, Cincinnati, Ohio**  
 Write for circular. Dept. H

No matter where you live, whether New York, San Francisco or Timbuctoo, or whether your estimate is made now or ten years hence, you can estimate easily and accurately, if you use the

**STANDARD HANDBOOK OF ESTIMATING DATA**

because all the items are based on the amount of material required and the average work done per man per day on every branch of every trade in building. Full of facts, not formulas. No useless padding. Understood at a glance. Every page worth the price of the book.


**PRICE ONE DOLLAR**

**The Builders' Auxiliary Co.,** 325 Old South Bldg. BOSTON, MASS.  
 Ask for particulars of the "Builders' Auxiliary" the latest and most efficient system of recording estimates and keeping cost accounts, for building contractors.

**BLAKE QUICK ACTING VISE**

For Cabinet Makers and Wood Workers. Simplest—Strongest—Cheapest—Best

Send for Catalogue of all kinds of Vises  
**PRENTISS VISE COMPANY, MAKERS**  
 106-110 La Fayette St., New York, U. S. A.



'SEE THAT CORNER'—Notice that rails lap over stiles, which prevents the splitting of plowed edges, so common with most screens, but not with ours. They cost no more than the inferior. Your local mill cannot compete with us. We are SPECIALISTS of WINDOW and DOOR SCREENS and run our factory all the year around. Get your screens direct.

**Fly Screens and Screen Doors**

for residences, apartment houses, hotels, clubs, hospitals, schools, and all places requiring ventilation.

**Made to Order Neatly and Promptly**

From a single screen or door to a thousand. We use the best grades of wire, black enamel, galvanized and copper bronze, etc., fastened by the most improved **Standard Shoulder Strip Method**; can never sag nor pull away, which makes the wire taut and firm.

MR. CARPENTER, BUILDER or CONTRACTOR, write for FREE copy of our 1910 illustrated catalogue.

**STANDARD SCREEN CO. 1848-1850 W. 14th St. CHICAGO, ILLINOIS**

**CUSTOM-MADE FLY SCREENS**

Our work is far superior to the usual output of local mills and has a style and finish not obtainable from those who do not make a specialty of fine screens.

Our screens have waterproof coped joints and the frames are weather proofed before the finishing coats are applied. Best grades of Wire Cloth, enameled, galvanized, genuine bronze, fastened by the most approved methods.

Intending purchasers may have free, by mail, samples of woods, finishes, wire cloth, and a copy of catalogue and price list. Agencies in nearly all large cities. Agents wanted in smaller cities.

Special terms to Contractors and Builders.

**A. J. PHILLIPS & CO. FENTON, MICH.**

25 Years' Experience

3 1/2 Acres of Floor

**Storm Sash and Screen Hanger No. 1**



The time is drawing near at hand when carpenters and builders begin putting up storm sash and it might be well to say that the best and most convenient goods are always the cheapest in the end.


We make the only Ball and Socket Hangers on the market. One trial will convince you that they are the best.

Our No. 1 Fastener is made of the best steel wire. It holds the Sash firmly against the blind stop and prevents rattling.

MANUFACTURED BY THE

**DIEHL NOVELTY CO. SHEBOYGAN WISCONSIN**

**CALDWELL SASH BALANCE**



Does away with weights and cords, and VASTLY more durable.

Makes sashes work perfectly.

Permits greater window space in new work, as box frames are not necessary.

May be applied to old windows without altering sashes or frames.

Write for circular to the



**Caldwell Mfg. Co. 15 Jones Street, Rochester, N. Y.**

**The "UNIVERSAL" ADJUSTABLE HANGER**

can be used anywhere. It forms a perfect, practicable lock; sash hung with it cannot be opened or removed from the outside; it cannot be blown open by storms; makes practicable the only substitute for the half-sash sliding screen; is sold in sets, half sets, or in any other way the trade demands; indestructible; will outwear a dozen screens.

Ask your hardware dealer or write for free sample and catalog.

**The ADJUSTABLE HANGER CO. 415 Huron St., Toledo, Ohio, U. S. A.**



**The No. 21 Watrous Screen Door Catch**

The Latest and Best Thing in Screen Door Catches  
**THE CATCH WITH THE POSITIVE LOCK**

The case comes flush on door jamb. The strike is adjustable. Needs no templet. A child can set it without making a mistake. A light trip and a strong hold. Positive lock does away with necessity for hook-and-eye, or other fastener.


*Sells at Sight*

**THE E. L. WATROUS MFG. CO., DES MOINES, IOWA**





# CHICAGO SPRING BUTTS



**A PRODUCT OF RECOGNIZED SUPERIORITY**

combining all the valuable features which experience has demonstrated to be desirable.

**Chicago Spring Butt Company,**

CHICAGO



NEW YORK

Send for Catalogue C-26.



## Re-roof Old Buildings with Slate

"Any beams strong enough for a roof of shingles, tin or iron are fully strong enough to hold a roof of slate that never wears out."—National Builder.

2x6 rafters, 18 feet long, 2 feet from centers, give all the strength necessary for a slate roof. Yet hundreds of houses are safely roofed with slate over "two by four" rafters, 16 feet long, 2 feet from centers, with collar-beam nailed across one-third of the way down from the top.

## Sea Green and Purple Roofing Slate

is the best material for all roofs because it is **solid rock**, and so resists absolutely the action of air, water, fire, sun and lightning. It alone is **never** affected by **rot** or **rust**, it will not **crack** or **warp**. Wears better than galvanized iron—seven times better. A copper roof—costing more than slate—has only one-third the life of a slate roof. Slate outlives shingles **seven** times. Felt roofing, cheapest of all, has practically **no life whatever**.

A slate roof will outwear a tin roof four times. Today, **before** winter sets in, **now** is the time to put an American Sea Green or Purple Slate Roof on old buildings and put a stop to all roofing troubles.

### Send For "Roofs"

You will be interested in "Roofs" a little book of many practical and helpful hints that shows how to Save Money in selecting a new roofing. **Sign and mail the Coupon today.**

**The American Sea Green Slate Co.**  
(Roofs That Never Wear Out)  
125 Clark St., Granville, N. Y.

Sign and Mail This Coupon Today  
The American Sea Green Slate Co.,  
125 Clark St., Granville, N. Y.  
Send the book "Roofs" and name of nearest dealer in  
Roofing Slate to this address:  
Name .....  
Address .....  
Town .....  
State .....



## The Carpenters Ever Ready DOOR CLAMP

**Durable, Efficient and Inexpensive**

Saves cost in time and labor on one job. Holds doors firmly on edge while hinges, lock and other attachments are being fitted.

Adjustable to any width of door. Clamping faces padded to prevent injury

**SATISFACTION GUARANTEED  
OR MONEY REFUNDED**

— Write for Free Trial Offer —

Price so low you can't afford to be without one.

**WILLSHIRE CLAMP CO.**  
WILLSHIRE, OHIO

## MORRILL'S NO 1 BENCH STOP.



## Has Stood the Test of Time.


Practicable, Durable and Useful.

It has been the Standard for Thirty Years.

And we have yet to Register the First Complaint.

We can offer no better recommendation.

**Chas. Morrill 271 B'way New York**



**MARSH-AYER BOXES** cost more to manufacture than any other; but they cost you no more. We are satisfied with a small profit, and you get more for your money. Saw and all attachments are included.

| Size | Saw  | Capacity at Miter | Price |
|------|------|-------------------|-------|
| A26  | 26x4 | 7 inches          | 12.50 |
| B28  | 28x5 | 7 inches          | 13.75 |
| B30  | 30x5 | 7 inches          | 14.00 |
| C30  | 30x6 | 7 inches          | 15.50 |

Illustrated circular on request.

**H. C. MARSH COMPANY**

606 Race Street

Rockford, Illinois



|  |  |  |
|--|--|--|
| <p><i>The</i><br/><b>World's Greatest<br/>Building Paper</b></p> | <p><b>Important Notice</b><br/>When your subscription expires, renew at once, using the blank enclosed in your final copy. If it expires with this issue your renewal must reach us before November 25 to avoid missing the December number. Use P. O. or Express Money Order if possible, but bills or 2-cent stamps may be sent at our risk.</p> | <p><i>The</i><br/><b>World's Greatest<br/>Building Paper</b></p> |
|--|--|--|

**American Carpenter and Builder**  
Entered as second-class matter July 1, 1905, at the postoffice at Chicago, Ill. under the Act of Congress of March 3, 1879.  
*Published on the first day of each month by*  
**AMERICAN CARPENTER AND BUILDER COMPANY**  
 185 JACKSON BOULEVARD, CHICAGO  
 NEW YORK OFFICE, 178 FULTON STREET

**EDITORIAL DEPARTMENT**

|   |                        |
|---|------------------------|
| WILLIAM A. RADFORD, EDITOR-IN-CHIEF<br>BERNARD L. JOHNSON, B. S., EDITOR<br>WILLIAM REUTHER<br>CHAS. D. WARNER<br>ALFRED W. WOODS<br>ALFRED S. JOHNSON, M. A., PH. D. | } ASSOCIATE<br>EDITORS |
|---|------------------------|

**BUSINESS DEPARTMENT**

WM. A. RADFORD, PRESIDENT AND TREASURER  
 CHAS. W. RADFORD, VICE-PRESIDENT  
 H. M. RADFORD, SECRETARY  
 E. L. HATFIELD, BUSINESS MANAGER  
 H. W. WALKER, ADVERTISING MANAGER  
 E. B. WOLFROM, EASTERN REPRESENTATIVE

VOL. X                      NOVEMBER 1910                      No. 2

**SUBSCRIPTION RATES**

One year, \$2.00; six months, \$1.00; payable always in advance. Single Copies, 20 cents. Canadian Subscriptions, \$2.50. Foreign Subscriptions, \$2.00.

**ADVERTISING RATES**

Furnished on application. The value of the AMERICAN CARPENTER AND BUILDER as an advertising medium is unquestioned. The character of the advertisements now in its columns, and the number of them, tell the whole story. Circulation considered, it is the cheapest trade journal in the United States to advertise in. Advertisements, to insure insertion in the issue of any month, should reach this office not later than the 20th of the month preceding.

**Better than to Cut Prices**

**"I**T may be a good thing sometimes to take work in a slack season at reduced prices to hold good workmen or to keep the 'pot boiling,' as the saying is, but the principle seems to be wrong and will undoubtedly work evil in the end," said a contractor for interior decorating. "I find it a better and more profitable policy to work up trade for the quiet season amongst customers who want a good job and are willing to pay a fair price. I try to show them that they can get better and more satisfactory work when we can give time to it and besides we have naturally a better class of men available at that time than when we are rushed. A little extra attention in the way of protecting the

floors and furniture appeals to the ordinary house-keeper and a little advertising of this kind will sound the praises of the decorator for a long distance. I am able to keep tolerably busy in the slack season, hold my men and make a fair profit."

**W**E are publishing this month a second article on Varnish, by Mr. Charles H. Smith. This follows the exceedingly instructive and interesting article in the October number concerning the origin, history and processes of manufacture of varnish. In the present article the author discusses the properties and uses of varnish in modern work. Mr. Smith being connected with the Technical Department of Berry Brothers, Limited, is well qualified to write authoritatively on this subject. And it is by their courtesy that both of these valuable articles are published.

**Plumber's Interesting Discovery**

**P**LUMBING involves the public health, and there seems to be no reason why the requirements with regard to it should not be enforced. The Plumber and Steamfitter cites an instance of a man who rented a house and store in New York not long ago. He happened to be a plumber, and on taking possession naturally took a look at the plumbing in his new home. Here is what he found: The hot water pipe from the top of the range boiler was left hanging in the partition, while the pipe from the hot water tap in the sink was connected to the cold water tap in the adjoining house. The cold water pipe connected with the tap in the sink was found with an open tee in the partition behind the baseboard. All bathroom fixtures leaked, owing to loose couplings. The gas pipe was not carried to the meter, being left hidden in the partition.

This man may consider himself lucky that his gas meter was not connected with the water pipes. He was fortunate in being a renter and not a buyer.

The rapid expansion and growth of our cities is a source of civic pride, but it brings with it the temptation to build hastily rather than well.

## Remodeling Stores Into Small Theaters

VALUABLE IDEAS AS TO DESIGN, CONSTRUCTION AND BEST METHODS OF DOING THIS CLASS OF WORK WHICH IS VERY OFTEN REQUIRED OF BUILDERS

By Leonard Lytle

**A**LMOST all towns with a population of two or three thousand or more have, or soon will have, a moving picture theater. The majority of these places find quarters in store rooms; and builders are called upon to do the necessary remodeling.


Most of those who start these shows are inexperienced investors and are compelled to rely on the skill and genius of the builder whom they employ to remodel a dingy store room into an attractive place of amusement.

The room should be at least 18 or 20 feet wide and 60 feet long, the ideal size being 24 by 90. The ceiling height is important on account of ventilation and should be 14 feet, though 16 or 18 is better. The room should have side or rear exits, which, of course, must be marked and doors hung so as to *open out*.

The store front is always removed and the room closed in with a partition placed about 14 feet back from the front. This gives the wide vestibule which is so necessary in an attractive place besides furnishing a shelter for the patrons.

If the front of the building is supported on a beam so that no posts are required, so much the better, for one or two posts directly in front of a handsome en-

trance will counteract the effect of any amount of decoration. Frequently the posts are spaced irregularly, which makes the trouble worse. This is some-



**Fig. 2. An Unobstructed Entrance with Plaster Ornamentation Moorish arch.** On another job where it was impossible to remove a column the same method was used only that a different design was made. The front of a moving picture theater is without doubt the most important part of the "show shop," and it is here that the wise show man will be lavish with his money. ♦

I have known many a man who started a show in a store room where the glass front was left in place and who gave good entertainments and kept an orderly house, but was forced to quit in six months through lack of patronage. It takes more than good films and good illustrated songs to get the dimes. An attractive front, plenty of light, good seats, and electric fans are the mainstays of a successful paying theatre. The front shown in Figure 1 is built of 2 by 8's so as to give the arches a good thickness. After covering the street side with sheathing, plaster board was nailed on; metal lath was used on the reveals of the arches. Before the back of the front was put on the electric wiring was done, holes being bored from the front side, thus placing the lights uniformly and at regular distances. Cement mortar was used for plastering and left with a sand finish, and the entire front and



**Fig. 1. Entrance Designed to Hide Center Supporting Post** entrance will counteract the effect of any amount of decoration. Frequently the posts are spaced irregularly, which makes the trouble worse. This is some-



lobby was given several coats of flat white paint. The bottoms of the pillars are made of wood.

It will be noticed from the picture that the floor is raised above the sidewalk. On account of the necessity of raising the seats at the rear end of the theater, any gain that can be made in the floor height at the entrance helps to make the seats in the back of the room more accessible. It is not practical, however, to gain more than 12 or 14 inches as any greater incline is undesirable. In this theater white marble slabs were laid in the entrance, the exposed edge at the walk being protected with an angle iron anchored into the concrete. The ticket office is in the center with double doors on each side, those on the right being the entrance doors, the others for the exit. Over the ticket office is an open balcony which holds the electric piano, thus keeping it out of the way and leaving



Fig. 3. Attractive Front of Galvanized Iron

the entrance clear. On the other side of the partition above the ticket office is another balcony which holds the iron house containing the picture machine. A narrow steep stair leads to this balcony.

The front is covered with electric lights of small candle power and in different colors so placed as to outline the arches. At night the effect of the lights against the rough flat white background is charming. Before this front was built, the place had been a losing proposition for several months. Good shows were given but people walked by the bare looking lobby. In order to gain height the owner had built a long

incline raising about three feet to make it easier to get into the rear seats. The ticket office and partition was placed about 25 feet back of the front of the building. Then there was the iron column to one side of the center, making the whole thing look lopsided.




Fig. 4. Suggested Design for Simple Front

The place changed hands and was closed for one week during which time the new front, ticket office, balconies, etc., were installed. The improvement cost about \$1,000.00, including painting, tile floor in lobby, bevel plate mirrors, etc., but not including wiring. This item alone cost \$300.00, but covered the complete rewiring of the whole house. This place has been a little gold mine for the new owner who had the nerve to invest his money in a fine front.

If possible, the floor of the store room should be lowered to the proper slope, but this is expensive and often impossible on account of steam pipes in the base-



Beautiful Little Theater with Plastic Figures and Ornaments

ment. The theater shown in Figure 2 has a floor built especially for the purpose. While the building was being erected, the showman leased this store room and

there being no outside balcony, the electric piano is placed on the floor where it is somewhat in the way. The bulletin boards at the bottom of the figures were

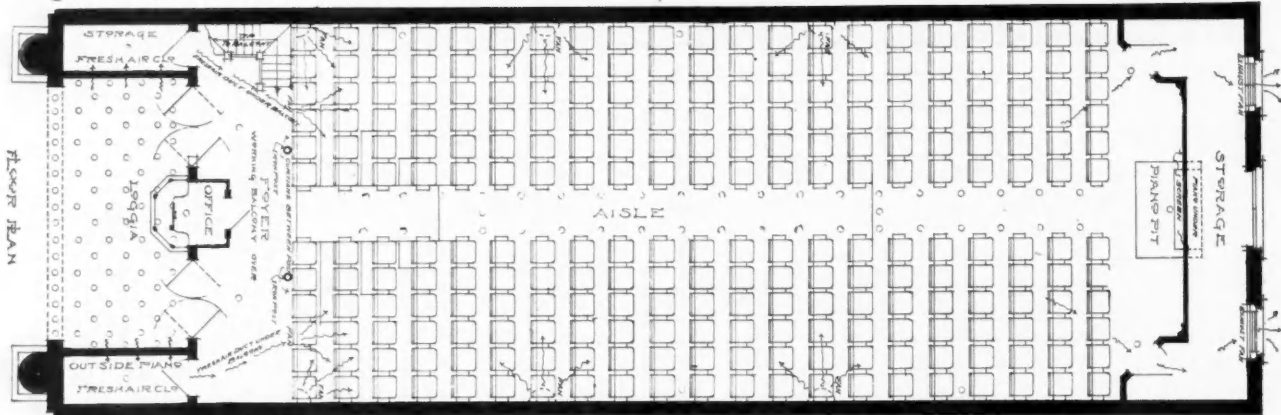


Fig. 5. Floor Plan showing Also Arrangement of Lights and of Ventilators

had the floors built just as he wanted them. The lobby is of the same level as the walk and has only a slight slope. No posts were in the way here so the front was left wide open. The projecting part was

placed there afterwards when objection was made to placing them on the curb. These boards are made the right size to take the standard size posters furnished by the film manufacturers. The bottom part

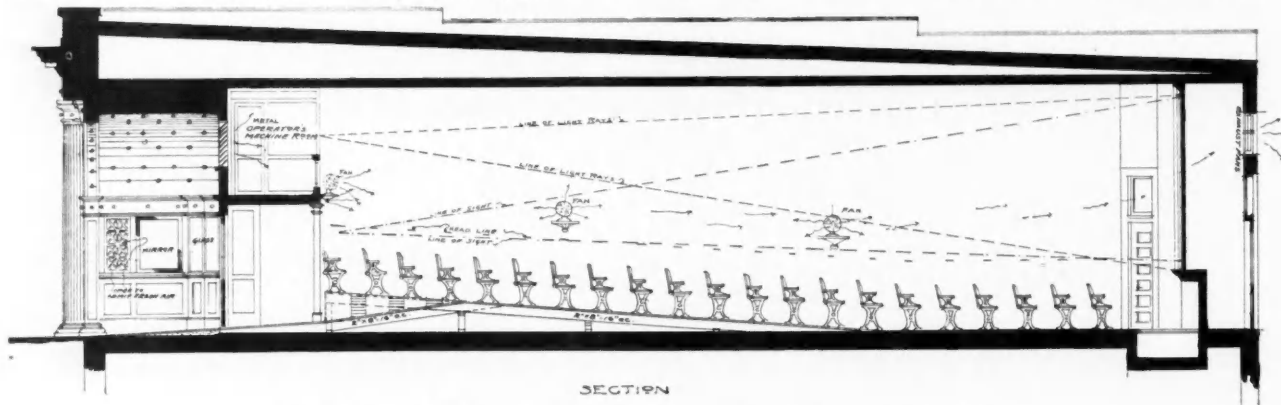


Fig. 6 Section Showing Sloping False Floor—Notice Picture and Sight Lines

made and wired at the shop and then erected and firmly anchored to the I beam in the front part of the building. The figures were purchased from the Decorator's Supply Co., of Chicago, and at a very slight cost.

The plastering was done with Keene's cement

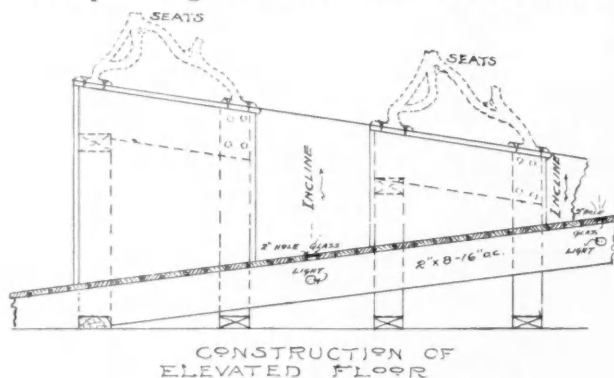


Fig. 7. Detail of Floor at the Rear Aisle]

over metal lath and plaster board, and the front is painted white. The water from the roof of the projecting part is carried down in conductors back of the figures. The ticket office is made round; and,

of the ticket office is used for the programs. This place has plate-glass doors, opening into a vestibule and solid doors opening from there into the theater. This prevents the loss of heat during cold weather.

The lighting of the inside is made more attractive than usual by means of fine Japanese lanterns hung over the incandescent lamps. Exhaust fans renew the air every few minutes. The screen on which the pictures are shown is built up of 2x4's and plastered with a troweled finish on one side. A canvas curtain moved more or less and a picture shown on it does not seem as steady as one on a solid plastered wall. The owner of this place has spent about \$5,000.00 on improvements, which shows the large amount of money that can be invested in a moving picture business.

Figure 3 shows a front that is made of galvanized iron. This was made up at the cornice shop and, after being brought to the job, was installed in one day. The place opened for business six days after the plate glass was removed. Considerable night work was necessary, however, to do this. Galvanized

iron makes a very durable material for a front and is easily installed after being brought to the job.

Figure 4 is a suggestion for a theater front which can be built of galvanized iron or plaster.

Figure 5 shows the ideal floor plan and arrangement of an up-to-date moving picture house. Note that each aisle is marked by a small red light placed under glass in the floor. When a person first enters the dark room, these lights assist in finding the aisles. The piano pit is placed below the level of the floor to keep the player out of line of vision.

Figure 6 shows a section which gives a good idea of the raised floor, balcony and ticket office. It will be noticed that the three rows of seats at the rear are above the level of the main aisle. Steps are necessary to get into the seats, and as there have been many accidents, the showman puts red lights back of the risers which have holes bored in them. This construction is shown in Figure 7.

All moving picture films used to be very inflammable and could be ignited from the heat of the arc light if the operator stopped turning the reel. Many disastrous fires and panics resulted from such accidents. Some of the manufactures now claim to make a film that will not burn, but, even if these films are used, the large open arc light is a source of danger, and the underwriters require all moving picture machines to be operated only in small sheet-iron houses with automatic doors. All the small openings must



Elaborate Front for Large Theater

be covered with hinged doors attached by ropes and pulleys to the main door. Whenever the film ignites, the operator merely steps out of the house and closes the main door, which automatically closes all other openings. The fire is entirely shut in where it can do no harm and does not cause a panic as the audience knows nothing about it. Any tin or cornice shop can make such a house and there are no special rules governing their construction. The underwriters merely require that they be built entirely of sheet iron, bottom, top and sides, and have automatic doors.

## Architectural Terra Cotta

WHAT TERRA COTTA IS AND HOW MADE—THE MODELING OF ARCHITECTURAL TERRA COTTA—IT'S USE FOR THE DECORATION OF MODERN BUILDINGS

**T**ERRA COTTA—which means literally *cooked earth*—is a burned clay product that has come into prominence in modern building construction for two reasons. In the first place it can be moulded into any form and given any color or surface finish desired. This has pushed its use for ornamental effects. And in the second place it is fireproof. This has brought it into high favor structurally, especially in connection with steel construction.



Architectural terra cotta is the name given to this material in its ornamental forms for use on the outside of buildings. This distinguishes it from terra cotta hollow tile, which is used structurally, within the building, for walls and floors and for the fireproofing of steel beams and iron columns.

In modern work builders are concerned with both these forms of terra cotta. The present article deals more particularly, however, with the architectural, the terra cotta ornaments used so effectively in connection with stone, brick or concrete construction and suited to both small and large work.

The clay used in the manufacture of terra cotta is a shale which has to be first placed in a "dry pan" and crushed. It is then carried to a sifter where all

the coarse particles are removed. The pulverized clay is then carried to a "pug mill," where it is mixed with sufficient water and made plastic. It is then ready for the moulds, which have previously been prepared by expert workers in accordance with carefully designed working drawings. These drawings are all made with an allowance of three-fourths of an inch to the foot to provide for the shrinkage of the terra cotta in the operation of baking.

The moulds for special designs are always made in clay, as it works more easily, and permits of greater accuracy. The ordinary moulds are made of plaster of Paris. With the completion of the moulds they are



Terra Cotta Medallion Typifying Music



taken to the moulding room, where the soft ground shale is pressed into them and the designs are made ready for the coloring department. Modern methods have been installed here, and the coloring is applied with compressed air sprays. Where the terra cotta



"Granite" Terra Cotta Capital for Bank Building, Sterling, Ill.,  
F. P. Drukelburg, Architect

is to be enameled the pulverized enameling material mixed with water is applied with the spray just as are the colors, and with no more difficulty.

The green terra cotta is then removed to the kiln rooms where it is permitted to dry out for twenty-four hours before being placed in the kilns to be baked. The kilns are of the up and down draught type, permitting only baking by radiation, as any direct contact with the fire would ruin the face of the terra cotta. The burning requires six days; and four days is allowed for cooling off. The terra cotta is placed on racks of fireclay, and the heat is driven all around it.

When the material has been removed from the kilns it is taken to the surfacing room, where all the rough and uneven edges are removed, and the parts made perfect so that there will be no bad or uneven joints

when it is placed on the building. Guided by the blue prints, each section is marked and numbered just as it is to go in the wall of the structure, thus preventing possible errors. The entire operation is one of more than usual interest, and shows the progress made in this branch of building in the past few years. While it is true that architectural terra cotta has been in use over forty years, it is only in late years that it has reached its present perfection.

There has been an increasing demand recently for structural materials that combine durability, attractive-



Pilaster Cap of Light Cream Dull Enamel Terra Cotta for Bauer Building, Vancouver, B. C.

ness and fire-resisting qualities. Architectural terra cotta combines these essentials, and to some degree even others; so that there is reason for the notable increase in its use. Besides it is comparatively cheap. Fire-resisting materials are bound to find greater favor in the coming years, as this is one of the vital questions now being considered by every one interested in building.



Large Terra Cotta Ornament for the Douglas Park Auditorium, Photographed at the Works of the Northwestern Terra Cotta Co., Chicago

# DETAILS of CONSTRUCTION AND FINISH



CHARLES P. RAWSON



## Details for Novel Door Hood and Window

WORKING DETAIL DRAWN TO LARGE SCALE FOR A LATTICE DOOR HOOD AND FOR A "SLIP-HEAD" WINDOW OF INTERESTING DESIGN

IT IS by no means easy to find many examples of thoroughly well designed and, at the same time, inexpensive small houses; but that their number is increasing there can be no doubt. The architectural education of the American people has made great strides in the last few years and the increase in good houses is due largely to the increasing number of people who are coming to know that the worst kind of economy which a housebuilder can practice is the attempt to save architect's fees. Money spent on a good architect brings more satisfactory returns than the same amount of money spent in any other way. The client, having selected the well-trained architect, should give him a chance to do his best work, trusting to the latter's judgment in all essential matters. By this method he always has a good chance of obtaining a dwelling of some character; he is sure, at least, of getting the best out of the architect he has selected.

### Details for Lattice Door Hood

Occasionally one sees a charming bit of design such as the lattice porch or hood recently erected over the side door of a house at Concord, Massachusetts, a house representing the type built in many New England towns in the eighteenth century. Such a porch when painted green and resting against the white body of the house is unusually picturesque. Complete working details are given on the following page.

### Details for "Sliphead Window"

We have had calls for details for a "Sliphead Window," the name by which they are known in the South, where they are largely used. We have selected for illustration a Colonial type in a brick wall with a small iron balcony before it. This type is capable of many variations in construction. They can be equally well used in a frame building, and in the South are largely used for entrance from the porches or "galleries" to the various rooms.

Complete working details, including internal and external elevations, plans, sections, with enlarged drawings of the different parts, are given herewith (on second page following). Attention is called to the hinged head which is lifted by the sash when raised and

which falls again into position by its own weight as soon as the sash is lowered. In case there is sufficient room the framing can be so made that both sash will slide completely up out of sight.



### The Ten Best Buildings

Which are the ten most beautiful buildings in the United States? A recent voting contest in the East, of architects and architectural students gave this list: The Capitol and the Congressional Library in Washington; the Public Library and Trinity Church in Boston; Columbia Library, Trinity Church, St. Patrick's Cathedral, the City Hall and Madison Square Garden in New York and the Vanderbilt residence, Biltmore, in North Carolina.

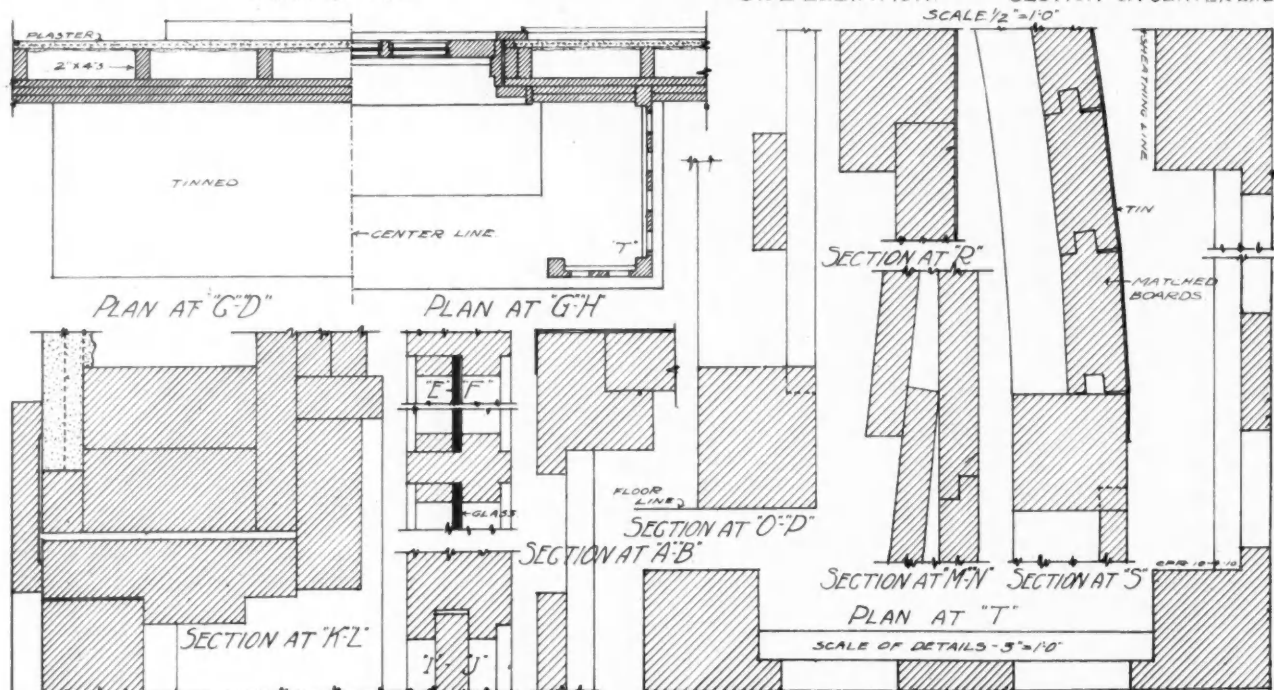
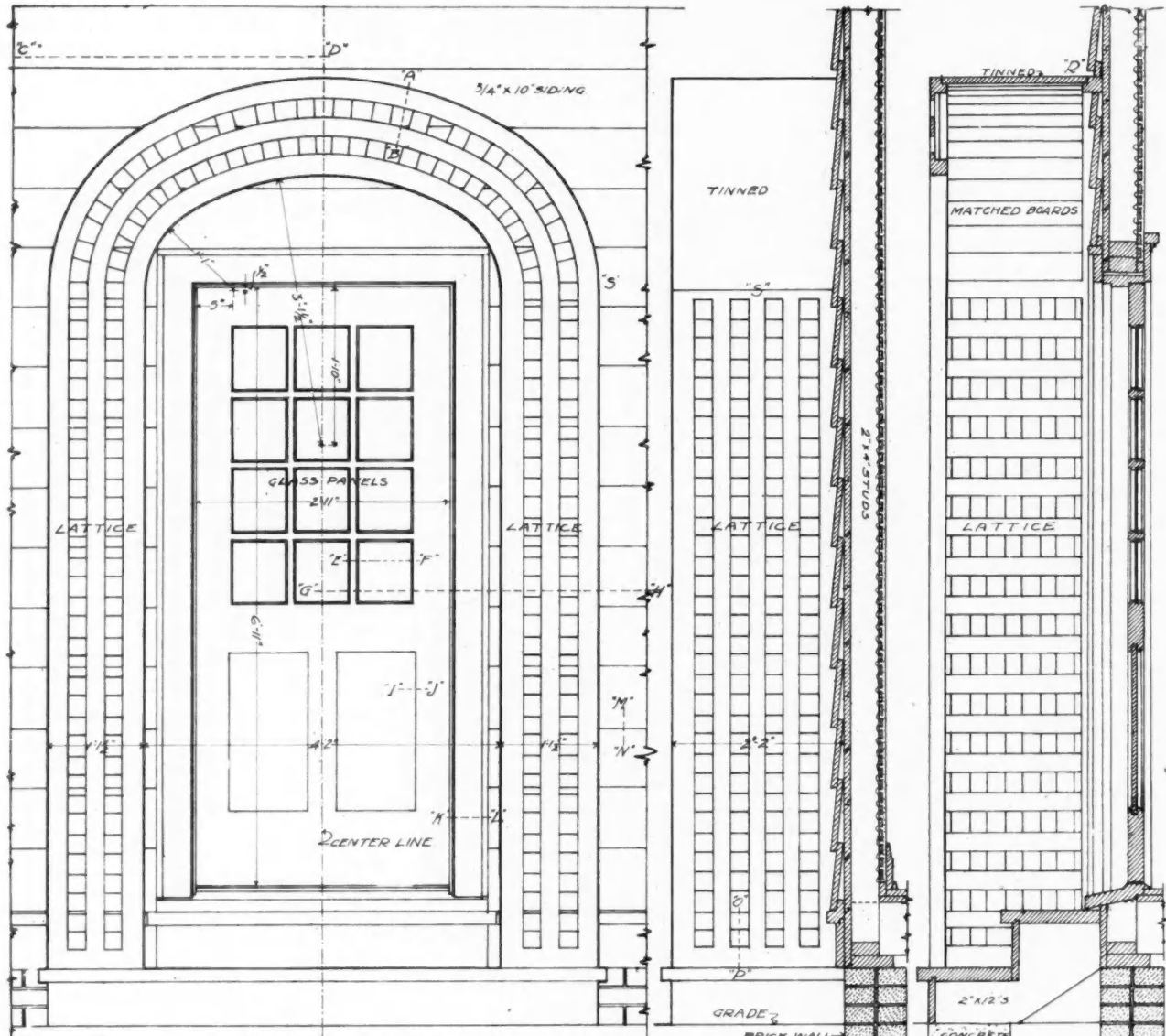
All of these buildings are in the East. Three of them are libraries and three are churches. One capitol, one city hall, one place of amusement and one residence complete the list. Not a single State capitol, or theatre or gallery of art, or monumental museum has a place.

It is hardly likely that the vote taken in the contest was fully representative of the country. It is an Eastern judgment expressed by architects and the favor appears to have run to grandiose rather than to beautiful buildings. A Western vote, or a vote of artists or of amateurs, would doubtless have given a different verdict in several cases.



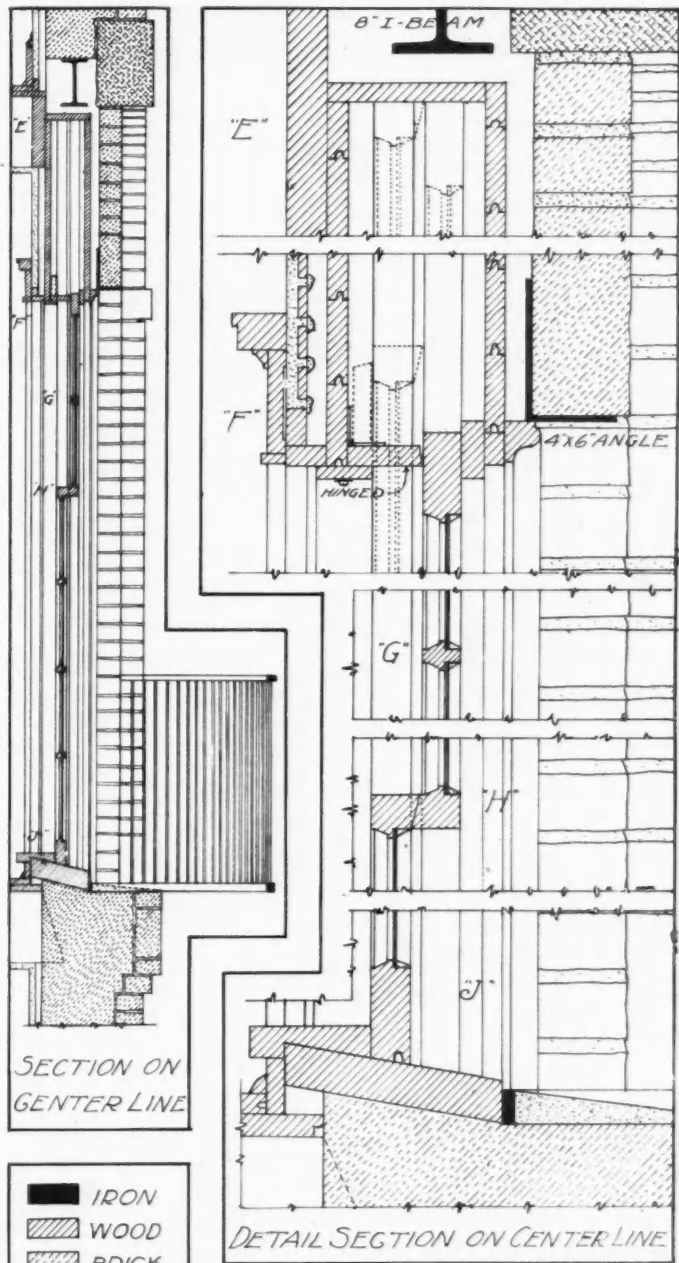
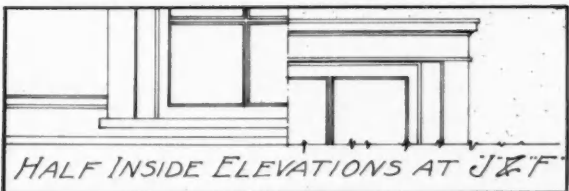
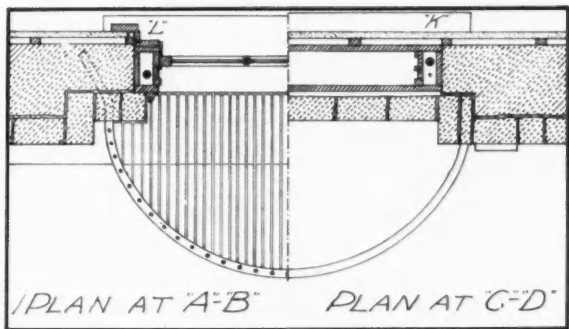
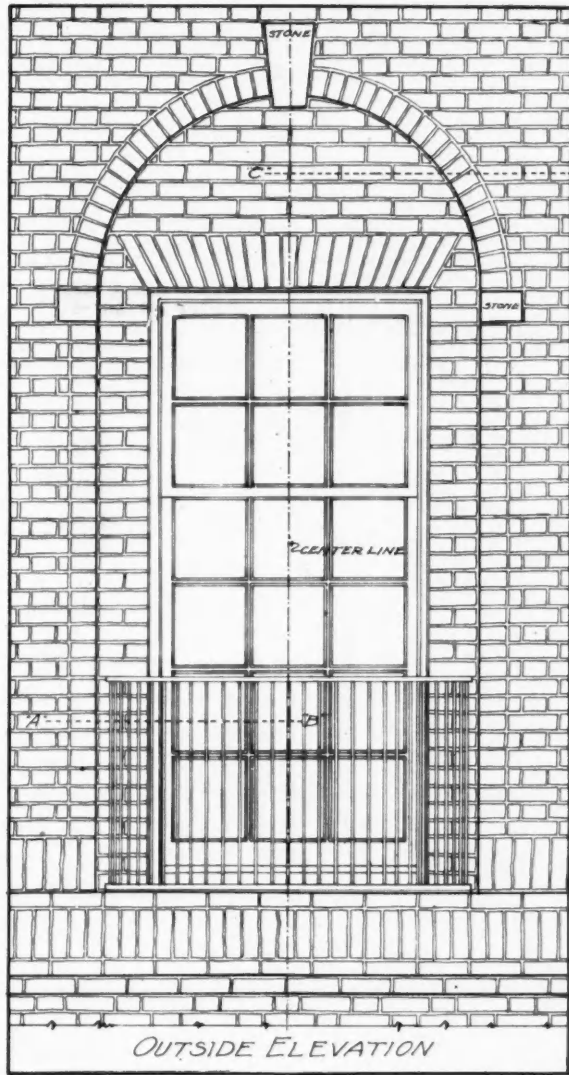
### Concrete Coast Defenses

Recent tests at Sandy Hook of the resisting power of reinforced concrete as a defense against high-powered projectiles confirm the calculations of the penetrating power of the twelve-inch gun. A concrete well twenty feet thick, heavily reinforced with steel beams, was pierced by a twelve-inch projectile fired at high velocity. The blow delivered was sufficient to penetrate twenty-two inches of armor plate, and the reinforced concrete withstood the attacks so well that it will probably be used in the construction of the new coast defense fortifications in the Philippines. A similar attack is to be made with the fourteen-inch gun.

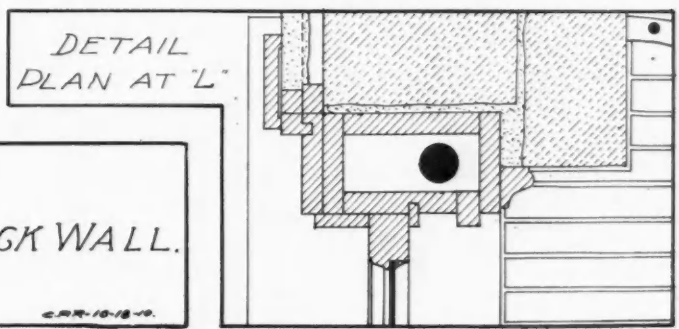
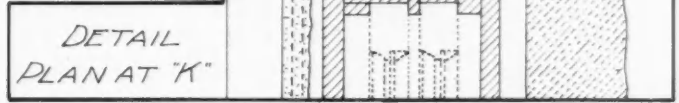


DETAILS OF COLONIAL DOOR WITH LATTICE HOOD






- IRON
- WOOD
- BRICK
- STONE
- PLASTER
- CEMENT



DETAILS  
 OF  
 A SLIPHEAD WINDOW IN A BRICK WALL.  
 SCALES  
 ELEV. PLANS, & SECT. -  $\frac{3}{8}'' = 1'-0''$   
 DETAILS -  $\frac{1}{2}'' = 1'-0''$



## Problems of Roof Framing Solved

ELEVENTH ARTICLE—EXEMPLIFYING THE SIDE CUT OF THE JACK, AND THE HIP AND VALLEY RAFTERS BY TWO METHODS, BY ONE-TWELFTH SCALE AND BY FULL SCALE TO ONE FOOT

**T**AKING up the subject where we left off last month, we will proceed to illustrate the side cuts of the jack and hip or valley rafters by two methods in comparison, that is, by the one-twelfth scale (one inch to the foot) and the full scale (twelve inches to one foot) for the one-third pitch for a building fifteen feet 6 inches wide. In this the building is reckoned as being of the regular square cornered type so general in use. However, the reader should remember that the principles governing the parts to take on the steel square are general for any angle the building

tion with the steel square; and it will be seen at a glance that the timbers are parallel and the results must necessarily be the same. Seven and nine-twelfths is used on the tongue because in the one-twelfth scale it represents the distance that the first common rafters must rest from the corner to intersect the same point that the hips intersect at the ridge. In other words, it is the length of the tangent line, as shown in Fig. 32. This length in the square cornered building is equal in length to the individual runs of the rafters. Nine and four-twelfths is taken on the blade because it represents the length of the common rafter for the building in question. The cut will be found along the edge of the blade.

By the second method it is 12 and 14 5/12 on the

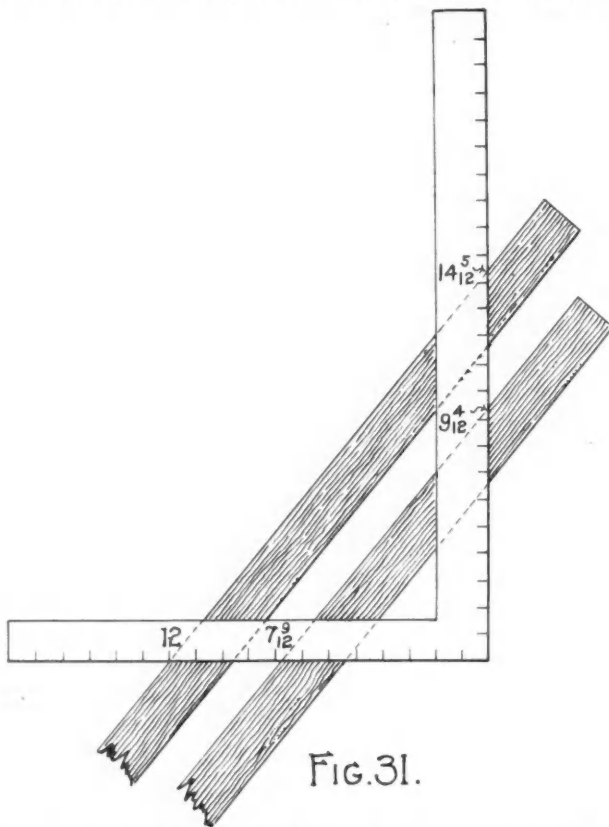


FIG. 31.

may have; but the changed condition of course requires different figures to use on the steel square to obtain the cuts.

### Side Cut of the Jack

In Fig. 31, the two methods are shown in connec-

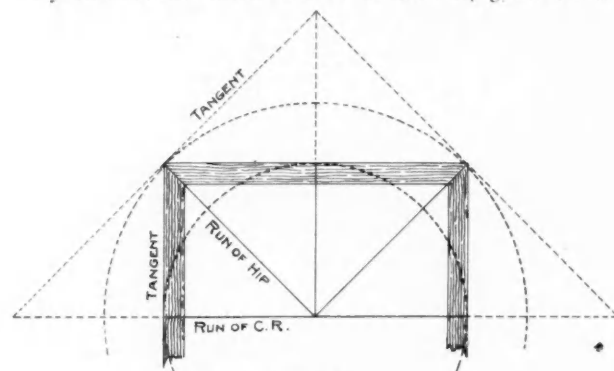


FIG. 32.

blade; 12 is used because it represents one foot and 14 5/12 because it represents the length of the common rafter for one foot run.

### Side Cut of the Hip

The same relative parts are taken for the side cut of the hip or valley as for that given above for the jack rafters. There is, of course, a difference in the length of the run which necessarily must be longer than that of the common rafter; because, while it covers the relative space as to the width of the building, it is at an angle which in the case of a square cornered building is 45 degrees. The actual gain over the length of the common rafter is five-twelfths, and for that reason 10 11/12 and 17 on the tongue are used, as shown in Fig. 33, which like Fig. 31 also illustrates the two

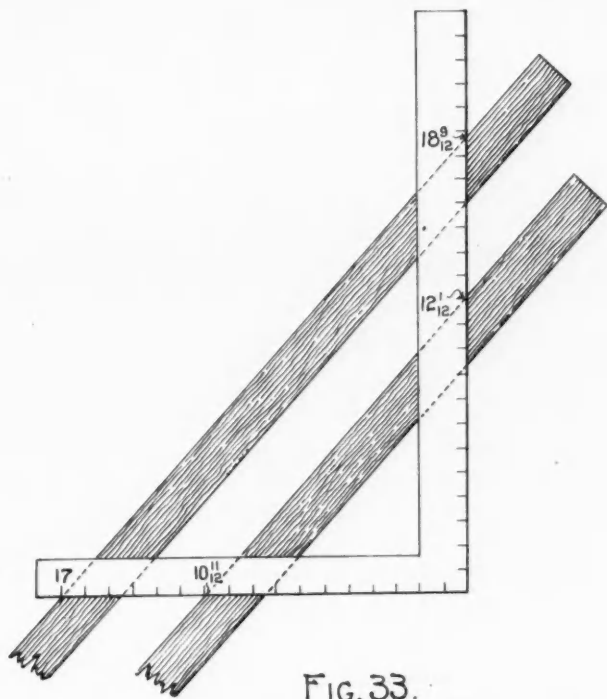


FIG. 33.

methods for obtaining the side cut. The figures shown on the blade in connection with this illustration represent the length of the hip for the respective runs.

**Backing of the Hip**

The backing of the hip is more often omitted than done. It should be just the reverse; more often done than omitted. There are a number of ways of arriving at this angle, and we have on numerous occasions in connection with our writing for this magazine exemplified them. In this we will simply carry out the two methods as applied to the example in question in connection with the steel square. In Fig. 34 are shown the two methods as follows: Take the rise on the tongue and the length of the hip on the blade

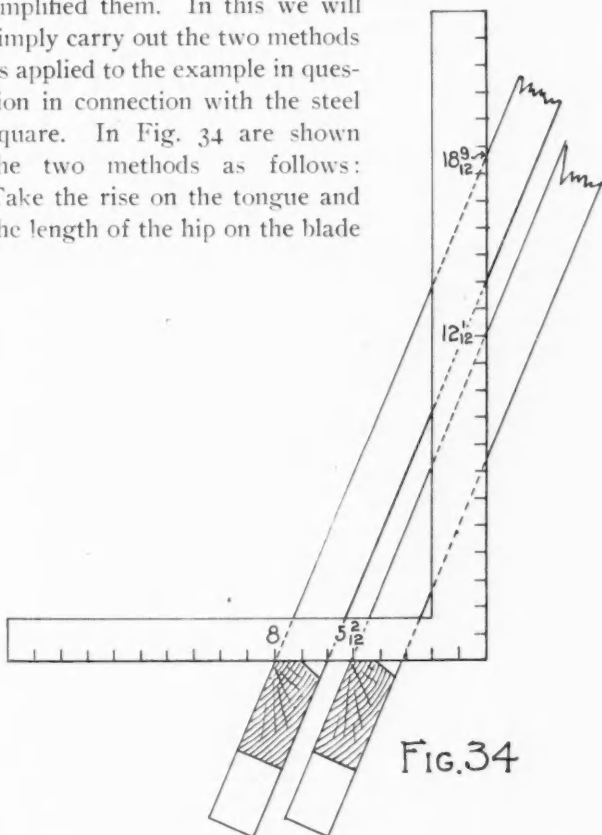


FIG. 34

and the tongue will give the proper angle for the backing so that its edges will be in the same plane as that of the back of the common rafter. This illustration simply shows the angle across the back from which the amount of wood from the sides to the center of the back should be removed to form the proper bevel. In connection with this it should be borne in mind that the reckoning line for the proper length of the hip or valley should be calculated along the center of its back.


In speaking of the tangent lines we wish to call attention to an error caused by oversight in Fig. 25 of the September number. As given, the tangent lines are all right for finding the side cut of the hip when the two join each other, the bisecting line being at the half way point between the two, but the illustration in question shows that they rest against a ridge board. This board then forms the bisecting line between the two hips and the cuts are obtained by taking the run say for the left hip and the length of the right hip, and the cut will be found on the side of the square on which the latter is taken, for the right hip and vice versa for the left hip. Thus it will be seen that the tangent for one hip is equal to the run of its mate.



**Durable Silo Construction**

The silo is one of the things about a farm that should be built right. The common stave silo can hardly be considered durable enough to be a permanent investment. If you are where brick can be had conveniently and not too expensive, I would say build out of hard brick laid with cement, a practical farm silo builder advises. Then plaster it on inside with cement and you have a silo that will last to the end of time. If properly built you will never have to do any repairing, no matter how long you live. For the convenience of putting supports around it I would build it square and then round the corners on the inside, or put in octagon corners, because you can't pack ensilage in square corners sufficient to keep it from damaging. And to brace it, have some timber sawed about 4 by 4 and mortise them together, putting them around about 6 feet apart. However, I don't think they are needed much, except for the door, which I make to run from top to bottom. For the door I use good inch plank cut just to fit crosswise, leaving a groove on the inside. Make all the grooves when the silo is built and then the planks may be put in as the silo is being filled and taken out as it is emptied. When you build your silo you may dig down in the ground as deep as you like, but be sure to get down to good solid earth for a foundation. Some say it is unnecessary to put in a floor, but mine has a cement floor and is very satisfactory. I think that would not be necessary if I had a good clay foundation where the water would not rise. A silo built in this way will probably cost a little more than a wooden one, but then it is satisfactory, and in the end it is much cheaper.





## Morris Chair and Foot Rest

COMPLETE DETAILED DIRECTIONS FOR MAKING A BIG, COMFORTABLE MORRIS CHAIR AND A COMPANION PIECE FOR IT, THE FOOT REST

**A** MORRIS chair and a foot stool to accompany it will be described this month. These pieces will be found appropriate for this month, in view of the long winter evenings just ahead which must for the most part be spent at home by the fire-side.

### STOCK BILL FOR MORRIS CHAIR.

The stock bill for the Morris Chair is as follows:

- Posts, 4 pieces, 2¼ by 2¼ by 21½ inches, S-4-S.
- Side rails, 2 pieces, 7⁄8 by 5 by 21 inches, S-4-S.
- Front and back rails, 2 pieces, 7⁄8 by 5 by 26 inches, S-4-S.
- Arms, 2 pieces, 1¼ by 5½ by 36½ inches, S-2-S.
- Back horizontals, 2 pieces, ½ by 2½ by 19½ inches, S-4-S.
- Back horizontals, 2 pieces, ¼ by 2½ by 19½ inches, S-4-S.
- Cleats, 2 pieces, 7⁄8 by 2 by 24 inches, S-4-S.
- Slats, 5 pieces, ¾ by 3 by 20½ inches, S-4-S.
- Pegs, 2 pieces, 1 inch dowel, 2½ inches long, each.
- Pegs, 2 pieces 5⁄8 inch dowel, 2½ inches long, each.

The material used on this chair was quarter-sawed white oak. Of the readily accessible woods this is


the best by far, cost considered. It is hard, beautiful in grain and takes a fine finish. Plain sawed red oak looks and wears well and is easily obtainable.

The posts are ordered mill-planed on four surfaces so that they need only to be scraped and sanded and the ends squared, giving the pieces the proper length, to prepare them for the joints. Work the four pieces together so as to insure their being all of the same length. That is, square the ends of each one then lay them all on the bench side by side making the squared ends even by means of the try-square. While they are in this position measure the length on one of them and with a large try-square or the steel square draw a line across all four of them to indicate the lengths.

The top ends of the posts are to be tenoned through the arms. The drawing shows mortises in the arms 1¾ inches square. The posts are 2½ inches square, necessitating a shouldering of these tenons of ¼ inch on each side. To insure tenons of uniform size the gauge head should be held against the face-side and face-edge only in doing this. Since the faces are more likely to be square with each other, it is advisable to have them turned in when the posts are in position, the shoulders of the tenons on the rails are more likely to fit properly.

In laying out the mortises in the posts it is a good plan to set the posts upright in their respective positions, faces turned in, and mark as with a penciled circle the approximate locations of the mortises. After this the posts may be laid on the bench and the mortises accurately laid out with but little danger of getting them on the wrong surfaces. It will be seen by the drawing that the mortises in the back posts are lower than those of the front posts.

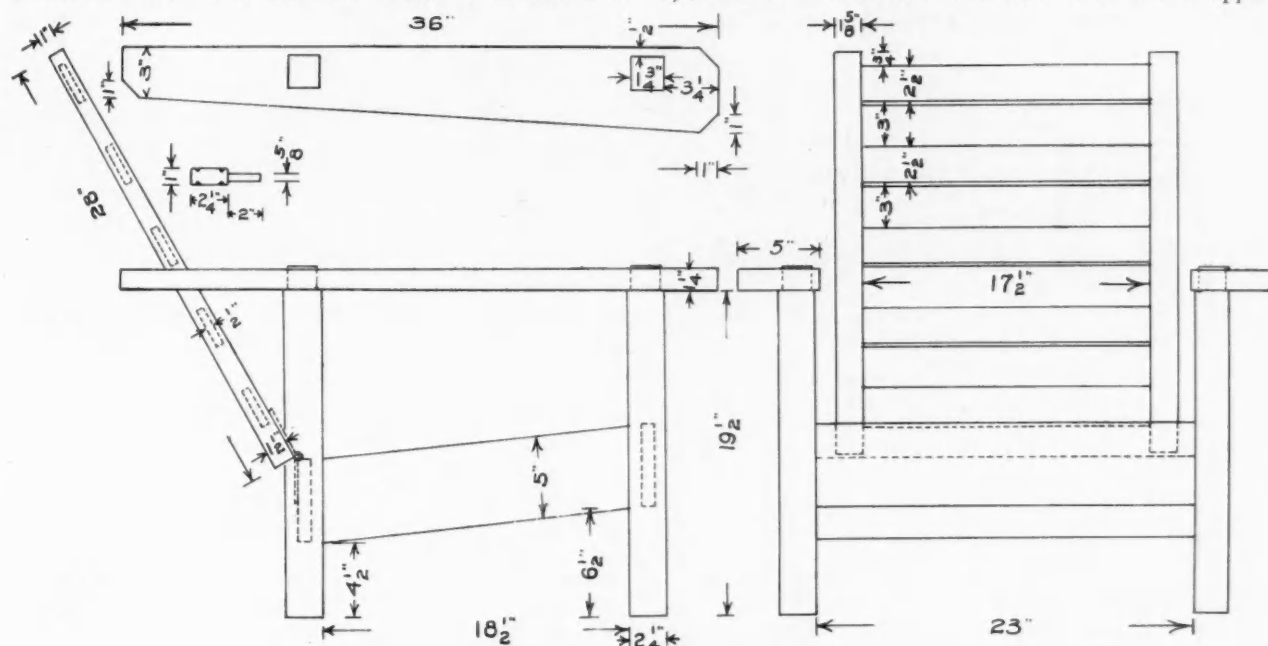
The rails may be prepared now. They, too, are ordered exact in thickness and width so that they require merely



Big Morris Chair—A Favorite Project with Home Craftsmen

smoothing. The front and back rails are the easiest made because of the square shoulders, and should be made first. The distance between shoulders is

The verticals or stiles of the back are to be of the same width throughout, but their thickness tapers from 1½ inches at the lower end to 1 inch at the upper.

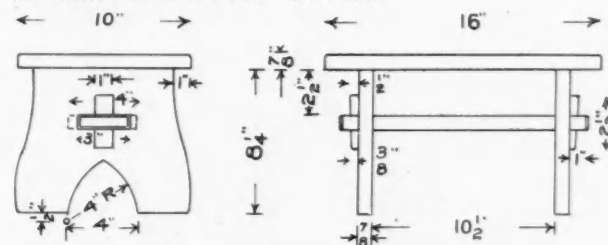


MORRIS CHAIR.

twenty-three inches. The tenons should be about one and one-half inches long and should be carefully made so that they may fit the mortises snugly. The T-bevel, or bevel square as it is commonly called, will be needed in laying off the shoulders of the side rails. The quickest way to find its setting is to make a fair-sized scale drawing of the side rail and posts and get the setting by placing the bevel on these lines.

The arms are to be shaped as shown in the drawing. Before cutting the mortises it may be well to put the posts and rails together, using good hot glue and cabinetmaker's bar clamps. Make certain that the rails are square with the posts, and the frame square. The try-square will be used for the first test and a couple of sticks used to measure the two diagonals of the frame. If one diagonal is longer than the other, it will be necessary to put in a temporary brace until the

The horizontals or rails are to be tenoned into the stiles. The top and the bottom rails should be shouldered on at least two sides. The other intervening rails should not be shouldered at all but should have the entire ends let into the stiles.



FOOT STOOL.


The pegs which support the back are made by squaring up the end of the doweling, boring a hole in one end of the larger piece and inserting the smaller piece therein, glue being used to hold them together. The holes in the arms into which these pegs are to be inserted should be bored after the chair is assembled and the back in place. If an extremely low folding back is desired, the worker should order his arm stock longer than that specified.

See that the sharpness is removed from all arises where usage might cause splintering.

The cleats are to be fastened to the front and back rails and to these the slats. The cushions may be bought ready made in colors to match the wood finish or the material may be purchased and the cushions made at home.

**Antique Finish**

A good way to finish both the chair and stool is as follows: See that all the surfaces are sanded smooth



Foot Rest of White Oak

glue has had time to harden. The location of the mortises in the arms may then be located by placing the arms upon the posts and scribing around, after which they may be more accurately marked with try-square and gauge.

and clean, then apply a coat of antique water stain. Allow this to dry, then sandpaper it with number 00 paper until the "whiskers" raised by the stain have been laid. Upon this put another coat of the same stain diluted by the addition of an equal volume of water. Sand lightly when dry and apply a coat of very thin shellac. Sand this lightly when dry and follow with a coat of paste filler colored in the proportions following: Venetian red 12 ounces, Van Dyke brown 4 ounces, light paste filler 20 pounds. When the filler has hardened sand lightly and follow with a coat of orange shellac. Upon this put two or three coats of some good rubbing varnish. The first coats are to be rubbed with curled hair or hair cloth and the last with pulverized pumice stone and crude oil or raw linseed oil. This gives a finish known as Antique.

#### How to Make the Foot Stool

For the foot stool there will be needed stock as follows:

Top, 1 piece,  $\frac{7}{8}$  by 10 by  $16\frac{1}{2}$  inches, S-4-S.

Legs, 2 pieces,  $\frac{7}{8}$  by  $10\frac{1}{2}$  by  $8\frac{1}{2}$  inches, S-2-S.

Stretcher, 1 piece,  $\frac{7}{8}$  by 4 by 15 inches, S-4-S.

Keys, 2 pieces, 1 by  $\frac{3}{4}$  by 3 inches, S-2-S.

Cleats, 2 pieces,  $\frac{3}{4}$  by  $\frac{3}{4}$  by 7 inches, S-4-S.

The construction of the stool is extremely simple. The top should be squared up first and the surfaces smoothed. There should be a slight rounding of the upper arises to prevent slivering and injury to the foot.

In making the legs prepare a joint-edge and from this square the two ends so as to give the legs the proper length. Make a paper templet or pattern out of cardboard, full size, and from this trace the shape on the wood. By drawing a line down the middle of the leg and reversing the templet it will be necessary to make a templet for but half of the leg. The mortises for the stretcher ends should be laid out before the joint-edges are cut off in the making of the curved edges.

The tenons of the stretcher are to be shouldered on but two sides each. The mortises for the keys should be laid out before these shoulders are cut. Their size is to be determined by that of the keys which should be first made.

The cleats are to be made short enough that they will not show from above. Screws put through these into the leg and top serve to stiffen and hold the parts together.

The two pieces shown were made by Robt. Hamilton of the Oak Park, Ill., Y. M. C. A.



#### To Loosen Rusted Screws

Rusted or tight screws holding metal parts together can be loosened by holding a red-hot iron of the proper size on the head of the screw. After cooling, the screws can be turned out easily.



"My lord, the carriage waits without."

"Without what, base varlet, without what?"

"Without horses, my lord—it is the automobile."—*Brooklyn Life*.

#### New Version

Moving-picture shows remind us,  
As they flash their scenes of crime,  
That we'd hate to leave behind us  
Imprints on the films of time.

—*Denver Republican*.

#### A Gradual Reduction

An old gentleman accustomed to walk around St. James's Park every day, was once asked by a friend if he still took his usual walk.

"No, sir," replied the old man, "I can not do as much now. I can not get around the park. I only go half way around and back again."—*Housekeeper*.

#### Fellow Feeling

Knicker—Does his auto smoke?"

Bocker—Yes; but he hates to make it stop till after he is married.—*Harper's Bazar*.

#### Not Invec.tives but Clam-Shells

The juryman with the long whiskers assumed a judicial air and butted in.

"You say he hurled invectives at you," he demanded.

"No, boss," answered the plaintiff, "to tell the hones' truf it was on'y clam-shells he threw at me but what I was kicking about is the way he cussed me every time I dodged 'em."

#### Captured


Sandy was having his first taste of life in the African forests. Borrowing a gun, he set off one day in search of game. A little later his companion spied in the distance Sandy running at full speed for home, with a huge lion behind him, gaining at every step. "Quick! Quick! Jock!" he cried. "Open the door. I'm bringing him home alive."—*Auckland Weekly News*.

#### A Mixed Advertisement

Here is an unique advertisement which the *Daily Eastern Argus*, of Portland, Maine, published just as it was submitted to the office:

"STOLE OR RUND AVAY.—Been loose him bout two tree weeks, hees almost black and white dog him tail cut off prety close to my body somebody find her keep it I belong to him.—*Joe Bordeau*."





## Franklin Murphy—President Murphy Varnish Co.

**E**X-GOVERNOR FRANKLIN MURPHY, President of Murphy Varnish Company, was the founder of the concern that bears his name.

Mr. Murphy comes of New England revolutionary stock, an ancestor, Robert Murphy, being a good fighter in the Connecticut militia.

Soon after the surrender of Yorktown the family moved to Newark, in the Jerseys, where the direct descendants have remained.

Mr. Murphy was one of the boy soldiers in the Civil War. After three years of service he was mustered out at the close of the war, a lieutenant, still but nineteen years of age.

He immediately went into the varnish business, in a very small way. He went on the road—the only salesman—and sold his own goods.

In two years he had so far demonstrated his ability that his father, the late William Murphy, and Mr. James G. Barnett backed him with enough money to build a factory of respectable size. A company was formed; the Lieutenant was made President, and he has been the guiding genius of the concern ever since.

The business grew rapidly from the beginning, and still grows rapidly. The various factories for the making of varnishes, colors, enamels, stains and konkretos have a working floor space of about ten acres; and to represent the value of the annual output in dollars you must get up high in seven figures.

This gigantic success has been made by a constant application of the principle that a square deal, and a little better, is good business policy. Mr. Murphy puts this principle into many terse sayings, such as these:

"Give customers more than their money's worth and they will give you the best possible advertising."

"Make every customer your friend, and he will make his friends your customers."

"We can afford any expense to make the goods exactly right—the one thing we cannot afford is a dissatisfied customer."

In the treatment of employes this company is familiarly spoken of as "A Corporation with a soul."

Wages and hours are better than the unions ask.

Saturday half holiday is a real thing. The factories close at noon every Saturday in the year.

Profit sharing is a real thing. Every member of the force, from officers to draymen, gets a per cent check at the close of the year—and it is usually a good big check.

The pension system is a real thing. Not a penny is taken from wages or salaries for this fund for liability or old age, on which retired employes are now living in entire comfort.

Thanksgiving finds a Company turkey at every kitchen door; an "Outing

Day" finds a Company train or boat at the disposal of employes and their families.

There has never been a "labor problem" even remotely connected with the Murphy institution, except the problem with every worker to see how well and how economically his work may be done. The spirit of the institution is the spirit of kindness and courtesy—all working together, in perfect loyalty, to produce the best possible products with the least possible wastage. That is what Mr. Murphy calls "Company Skill."

Of the office forces and the laboratory forces and the process forces and the sales forces, Mr. Murphy constantly says: "Pay them well; treat them well. Happy workmen are efficient and careful. They pay



EX-GOVERNOR FRANKLIN MURPHY

it all back, and more, in the quality of the products and in preventing waste."

While conducting his many sided business, Mr. Murphy has found time to be a most useful citizen. As reform Alderman and State Assemblyman, as park Commissioner, as President of the National Soldiers' Home Association, as Trustee of the New Jersey Industrial School, as chairman of the State Asylum and Prison Commission, as Chairman of the State Republican Committee, as Governor of the state, he has given the public long and faithful service on many lines.

He was the first business man elected Governor of New Jersey, and his was a strictly business admin-

istration. He cut out graft, stopped the leaks, kept officials on the job, and his measures have saved the people millions of dollars in taxes.

Personally, he is a gentleman of the old-fashioned school of courtesy; a lover of music and pictures; he reads the best literature and a great deal of it. He makes a good speech and wields a trenchant pen. His brain works with lightning speed. His level judgment on social and financial and political problems is widely recognized. Nobody ever doubted his perfect honesty and candor in business or politics. Those who know him most intimately have the greatest admiration for him.

## Growth and Development of Timber

WHAT EVERY CARPENTER SHOULD KNOW CONCERNING THE INNER STRUCTURE, GROWTH AND DEVELOPMENT OF DIFFERENT WOODS—SOME PRACTICAL SUGGESTIONS

By Will L. Hammons

THE man who works with wood should know it best; for best results in construction, house finishing or at the cabinet maker's bench, the woodworker must know his material. There is, of course, a certain familiarity that comes with simply handling the wood; but this practical knowledge is not enough; it does not go deep enough for best results.

A definite knowledge of the properties and kinds of timber, the laws of their development, the essential characteristics of good timber, its natural defects, its preparation for market, the process of drying, etc., is of value and interest. Such knowledge enables the

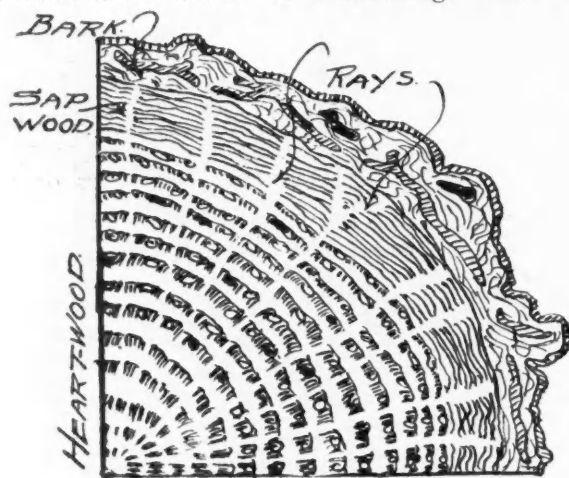


Fig. 1

workman to intelligently judge the value of timber which he uses, and to arrange it so as to secure the best and most permanent results.

Trees are divided into three distinct classes, according to their respective mode of growth: The *exogenous*, or outward growers; the *endogenous*, or inward growers; and the *acrogenous*, or summit growers. The oak, the palmetto and the fern are examples of these respective classes.

All timber used by the woodworker is of the exogenous method of development; this is the one that will be described in detail. The cellular growth of forest trees and plant life is a study in itself; but a

few general remarks will give a clearer understanding of the subject. Plants are made up of a succession of long or short cells and tubes. When the plant is young these cells have soft walls and contain a substance which is almost fluid. As the plant grows older,

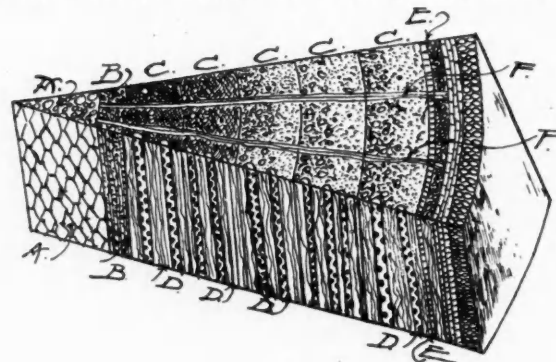


Fig. 2

the fluid contents of the cell becomes hard and fills the cell. After the plant is cut down and dried, these cells become harder, at the same time growing smaller. This fact accounts for the shrinkage of timber in drying. As the cells are crowded together, they become hardened in this way, forming a woody tissue, and the hardness and weight of timbers depend on the closeness with which the fibers are packed together after the hardening process has taken place. All woods used in woodworking are composed of these tissues and fibers.

From the core or heart of the tree a new layer of tissue is formed each year; so we can thus tell the age of a tree by counting the rings which appear on the cross section of the trunk. As the tree grows older, the woody tissue near the center becomes harder, and is called the heart wood. The outer layers, which are younger, are softer, and are called sap wood. This is better illustrated by Fig. 1.

In Fig. 2 is shown a microscopic enlargement of a section of an oak tree of five years' growth, showing the pith, the annual growth of woody layers, and the bark. At "A," the core or heart, is seen the medulla, or pith, composed of cellular tissue, a net-like fabric

of cells, resembling a honeycomb. At "B," the medullary sheath is shown, and is composed of spiral vessels and fiber ducts for the conveyance of the sap; this constitutes the inner layer of the first year's growth. At "C" are the wood cells, or fiber tubes, composing the annual layers which are formed in a series of concentric rings; each annual ring is called a circular belt or zone, as shown.

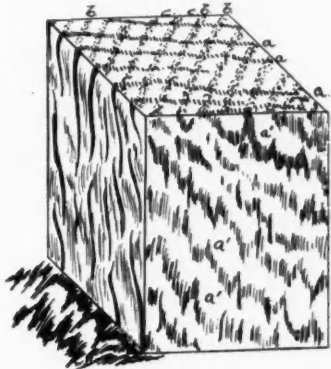


Fig. 3

It will be observed from Fig. 2 that there is a well defined line of separation between each pair of zones. About one-half of the width of the zone is occupied by bundles of fiber tubes containing large sap vessels, D, D, whose walls are fitted as shown, while the remainder of the zone is filled with fiber tubes of much closer texture. These vessels D, D, are easily observed in oak, ash and chestnut.

As compactness and firmness are the essential characteristics of the best lumber, both young and second growth timber are unfit for use where strength, durability and "staying" qualities are concerned. Soft woods generally possess wider zones than the hard timbers, and much difference exists between the width of the zones in the same tree. The wider zones denote the most vigorous growth of the tree, and in the oak, these are formed between the twentieth and thirtieth year.

At E, Fig. 2, is shown the cambium layer, which is composed of cellular tissue like the pith, and contains the rich life-giving secretion called protoplasm, without which the tree could not live.

At F, F, are shown the medullary rays, which radiate from the center of the tree, and when exposed in cut lumber, consist of a series of vertical plates or sheets. This is a most important factor in lumber for fine finishing purposes, and it is the presence of these medullary rays, or silver grain, that gives so much beauty to quarter-sawed oak. They are better shown in Fig. 3, in which a, a are the medullary rays, b, b the porous fibers of the zones, and c, c the close or denser ones. When cut nearly parallel to their direction the medullary rays have the appearance as shown at a'. These rays are more pronounced in oak, beech and sycamore, but are not well defined in maple, birch and chestnut.




Fig. 4

When the tree has been felled, and timber cut from it immediately, it is found to be wet, or full of sap. But by exposure to the air the sap is evaporated and the tissues are packed more closely together. This is

called seasoning the timber. Trees are generally felled in winter, when the sap runs less freely through them, and they are, therefore, in a condition to season more quickly than if cut in the summer, when they are full of sap.

There are many things that cause the tree to possess defects during its growth, and which result in the several different grades of lumber. There frequently occur in the body of sound, healthy trees circular seams, or cracks, where the layers have become separated from each other. These are generally caused by the action of violent wind storms upon the trunk of the tree, and are called cup shakes. This defect is more clearly shown in Fig. 4, at a, a,

For structural purposes, trees should not be felled until after the mature growth has been attained; nor should they be used after the tree shows signs of declining vitality. Most trees arrive at maturity between 50 and 100 years, and begin to decline after 150 to 200 years. After passing the period of mature growth, timber loses its firmness and elasticity and gradually becomes crisp and brittle.

Straight and tall trees are generally found in the




Fig. 5

heart of the forest, because their branches and leaves grow nearer the top of the tree, and not along the whole length of the trunk, as it is necessary for their leaves to receive air and sunlight for vitalizing the sap. But on the edges of the forests, where the whole tree is exposed to the air and sun, the branches grow lower, and for this reason the timber is knotty and cross-grained.

The quality of the timber is also influenced by the soil in which it grows. Where the ground is damp and marshy, the fiber is of a spongy character, the excess of water preventing the healthy action of the sap in forming firm and compact wood. Basswood, willow and whitewood grow better in this marshy soil; the hard woods thrive better on dry, clayey soil, and those of the pine group are best adapted to the sandy soils.

The woodworker frequently finds a piece of timber in which the fibers run obliquely, and often in handling such a piece it will break from its own weight. This defect is usually caused by exposure of the tree in the forest to prevalent wind storms in one direction, which tend to produce a twisted, spiral mode of growth.



Timber is affected also by the action of insects, by water-rust, and by its own diseases. Rain water, obtaining access to the cambium layers of the tree through cracks in the bark, cause a brownish rust, which changes the character of the sap and reduces the wood to a powder. Bugs and insects, obtaining access through the bark, thrive upon the sap of the tree, and are one of the greatest enemies to the growth of the perfect tree. But where the trunk of the tree is evenly formed, and shows a perfect bark, free from cracks and excrescences, it may be assumed that it will produce a perfect timber.

Great care should be taken in properly piling the timber, to prevent the attack of parasitic plants, known as fungi. Timber piled in warm, damp places and excluded from the sunlight is subject to the growth of fungi, which soon decomposes the fiber, and results in what is known as dry-rot. No vegetation should be allowed to grow around the lumber pile, as it would create conditions favoring the germination of the fungi spores. It should be piled in dry and high locations

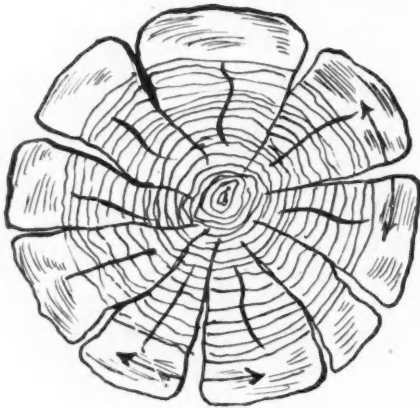


Fig. 6

only, and should be placed well up from the ground on staging and strips placed between the boards, so as to permit of a thorough circulation of air around all sides of the lumber.

Timber to be used for building purposes should be of straight grain, free from large or loose knots, wind and heart shakes, or the signs of any of the diseases or imperfections which often occur. When sawed, the surface should be clean and lustrous, giving a solid and bright appearance, and free from spongy fibers. The sawdust should be granular, crisp and free from stringy fibers. The heart wood should be mature and solid, and the layers next to the bark should be removed. The lumber should be uniform in texture and when cut should smell sweet, a disagreeable odor being a sign of decay. Good timber should be of uniform color; when blotchy or discolored, it denotes a diseased condition, caused either by defective growth or by piling the lumber in unfavorable locations. The black and blue streaks often seen in lumber are caused by close piling, which causes the sap to sour or ferment. When the wood is planed, it should have a silky, shining surface, the shavings should be like ribbons and

stand twisting around the fingers. When the surface appears dull, and the shavings are short and easily broken, it is a sign that the material lacks its essential properties.

Nearly all classes of timber are subject to "heart shakes" or star shakes, which are the result of shrinkage of the layers, incidental to the loss of proper nourishment, usually caused after the tree has reached its mature growth and the more active layers absorb the sap juices from the heart wood. Heart shakes, which are only cracks radiating from the center of the tree, are shown in Fig. 5.

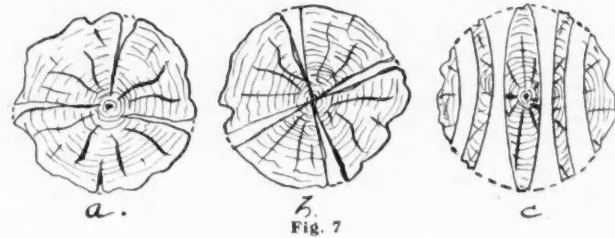


Fig. 7

One of the greatest drawbacks with which the carpenter and woodworker have to contend is the shrinking and warping of his lumber. It is almost essential that he understand as to why and how this takes place.

After cutting, the tree shrinks in all directions, caused by the drying of the sap, the shrinkage from without toward the center being more marked. As there is more moisture in the sap wood than in the heart wood, there is more shrinkage nearer the bark. The medullary rays, however, which radiate from the center of the tree outward, and are formed of hard plates, shrink very little. The shrinkage of these rays tends to draw the ends of the rays together, as in Fig. 6, and this causes cracks. As wood shows a tendency to split along these rays, logs are often halved or quartered soon after they are felled, to prevent cracking as far as possible. Fig. 7 shows, at "a," how a





Fig. 8

log may be split along the medullary rays; at "b" the effect of shrinkage when it is quartered, and at "c" the effect when it is sawed into boards.

At Fig. 8, "a" to "c," is shown the method of sawing the log to obtain quarter-sawn timber. The annual rings cross the plank at nearly right angles to its face, and the medullary rays, being parallel to the cut, will exhibit the lines of the silver grain, so sought and admired in quartered oak.




## Design for Small Town Hall

SUBSTANTIAL BUILDING OF STRONG DESIGN FOR VILLAGE OR TOWN HALL—IDEAS FOR THE PLANNING OF SUCH A STRUCTURE


THE design shown herewith, by G. W. Ashby, Architect, of Chicago, is an example of what may be accomplished, by skillful planning, for even so unpromising a building as a small size village hall—which has to provide accommodations not only for the village officials and the court but also for the village fire department and the lock-up. Such a building is usually anything but an improvement to the looks of the street on which it stands, resembling more a livery stable or barracks than an important public building. The two widely separated requirements of a structure of this kind make it a hard problem of design, especially in view of the fact that the cost usually has to be kept very low.

In this design the architect has solved the problem very satisfactorily by placing the fire equipment room and the lock-up in the ell at the rear of the building;

the offices are at the front, with the court room immediately back of them. The building as a whole presents a very dignified appearance. It is constructed of dark brown brick with Bedford stone trimmings.



Well Designed Building Containing Village Offices, Court Room, Lock-up and Fire Department



## Septic Sewage Disposal


HOW TO CARE FOR THE WASTE FROM VILLAGE AND COUNTRY HOMES—MODERN PLUMBING CONVENIENCES WITH SAFETY AND WITHOUT BOTHER

**T**HE main drawback to living in many of the suburbs of our larger cities as well as in the smaller towns and villages and out in the country, has been the lack of suitable plumbing and sanitary facilities.

The suburban electric railway, the automobile and the long distance telephone have made communication easy and simple. Hot water heating and water supply are as available there as anywhere else. But modern plumbing with all its convenience has not been available in many cases, owing to the lack of proper sewage disposal.

A cesspool is not to be countenanced by any family of ordinary intelligence. It is one of the worst sources of disease, and is filthy beyond description. By con-

The problem of sewage disposal is one of the most important we have to consider. It is presenting itself before every city or community, and unless properly solved, becomes more and more serious as the population increases. It is not a satisfactory solution to allow fresh sewage to run into some river or stream. That is merely evading the matter. It is only a question of time when the increased amount of waste products, due to the rapidly growing population, will prohibit the use of rivers in this manner. This was the case with the city of London, which formerly emptied its sewage into the Thames, until that river was so



Sectional Drawing Showing Arrangement of Modern Plumbing Fixtures with Septic Tank Disposal System

taminating wells and springs near it, it is a common source of typhoid. Its principle is entirely wrong. Instead of tending to purify sewage or waste products, it causes them to decay and increases their offensiveness and power to do harm.

polluted that some other method of disposal was imperative. The same problem has confronted other cities and towns and has been met in a similar way.

And on a smaller scale, though just as imperative, this question of sanitary sewage disposal confronts in-



*dividually* every resident of our small towns and country districts. If modern plumbing conveniences are to be enjoyed with any degree of safety, some sanitary automatic form of sewage disposal must be installed. As one authority, writing in *Suburban Life* has expressed it, "What is wanted is an automatic system of disposal that is fool-proof and everlasting, and will go on digesting the raw sewage poured in its receptacles, giving off, in its stead, a pure, sparkling water."

This the suburban and country dweller can now have at a cost of from one hundred and fifty dollars upward, according to the size and local requirements in each case and the cost of material and construction. One feature of sewage purification plants which will recommend it to most people of modest means is the simplicity of the plant, the cheapness of the materials required, and the fact that, once working drawings are obtained showing what to do, any handy man can do the work.

Simple sewage purification plants have been made possible by the invention of the septic tank; but a note of warning must be sounded against the too common belief that a septic tank in itself is a complete purification plant. In the process of sewage digestion, the septic tank is to the works what the stomach is to the human digestive apparatus—a place where the coarser solids are broken down, liquefied, and prepared for the real assimilation which is to follow.

A sewage-purification plant proper, then, consists of two or more parts—a septic tank or digestion chamber where the sewage is liquefied, and an aeration device to supply air or oxygen to the sewage after it leaves the septic tank; for at that stage of the proceeding the sewage is devoid of oxygen and, unless a sufficient

though from a merely purification standpoint that is the best possible method. It can be, and, on suburban lots, generally is applied to an underground filter of sand, or distributed in underground trenches through a system of underground drain tiles. Either method will prove perfectly satisfactory and give continuously good results if the system be properly designed and proportioned in advance, and not too large a dose be applied to the soil.

The arrangement of a typical septic sewage disposal system is shown in the accompanying illustration.

The sewage runs from the house drain into the septic tank where it is acted on by the anaerobes, bacteria that work without air, and from there at regular intervals, it is automatically syphoned into the filter bed where the aerobes, or the bacteria that work with air, finish it, leaving only a clear liquid which, if the process is properly carried out, is harmless. In the septic tank there will slowly be deposited a substance termed sludge. This is harmless and inoffensive and under right conditions there is so little formed as to require removing only once in two or three years, and sometimes not at all.

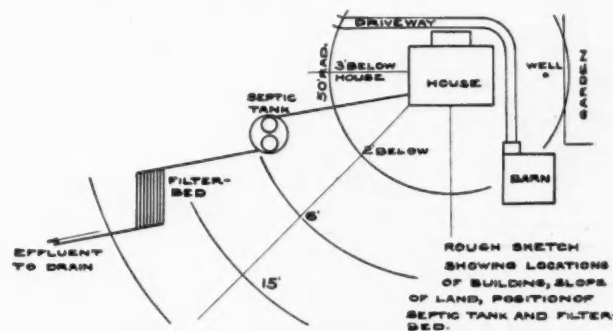
The arrangement of such a system depends on the location of the building, the kind of soil, the slope of the land, what the building is to be used for—as residence, factory or school, depth of frost line, etc. The design must take into account all these and a number of other conditions to produce satisfactory results.



### Offers Courses in Wood Technology

Courses in wood technology and the mechanical engineering of wood manufacturing plants have been added to the curriculum of the University of Wisconsin this year, the college of engineering co-operating with the new United States forest products laboratory in the instruction. The courses are primarily of a technical nature, arranged especially to meet the needs of students in the mechanical and chemical engineering courses who wish to prepare themselves for positions in the wood manufacturing industries.

Three phases of the forest utilization problem are dealt with in these courses, including a study of the physical and chemical properties of wood, of the utilization of such wood products as are now wasted and the preservation of timber, and of engineering operations of manufacturing and preservative processes. Four courses in wood technology, including work in wood distillation, wood preservation, the chemical constituents of wood, and the physical properties of wood, are to be given by various members of the staff of twenty Government experts at the laboratory. In addition, there are lectures and demonstrations of the different operations in logging and wood manufacturing machinery, at the college of engineering.



Typical Plan for Septic Tank Installation

amount is provided, rank putrefaction, instead of mild decomposition, will follow. After the sewage effluent is aerated, it must be applied to the soil, suddenly, in doses, with suitable periods between dosing, for the soil to drain off the liquid, and the voids again fill with air. Slow, continuous seepage would soon saturate the soil, which would become "sewage sick"; the purifying bacteria having disappeared.

Sewage from the septic tank, after being aerated, need not be applied to the surface of the ground, al-

# CONCRETE CONSTRUCTION

## Low Cost Forms

PRACTICAL CONSTRUCTION FOR WOODEN FORMS—SCHEMES FOR SAVING TIME, LABOR AND LUMBER  
—CONCRETE CONSTRUCTION ON THE FARM

SINCE freshly mixed concrete is a plastic material, forms of some kind are necessary to hold it in place and in shape until the cement sets up and the concrete becomes hard. Lumber, though expensive, is the material most commonly used. By exercising his natural ingenuity and customary care in the matter of construction of forms, the farmer has built so cheaply of concrete that his cost statements are frequently doubted by the builder in the city. The Association of American Portland Cement Manufacturers have been investigating these methods, and


concrete. But for ordinary purposes rough lumber is sufficiently good. Naturally the siding must be stiff enough not to bulge out of shape when the forms are first filled with concrete. This does not mean that very heavy siding is necessary. In fact one-inch boards are usually sufficiently strong. The bulging may be prevented by setting two by four-inch studding from 20 to 30 inches apart according to the thickness of siding boards or sheathing used.

The thoughtless cutting of boards into short lengths means a waste of lumber and a useless increase in the cost of concrete. Unnecessary nailing not only calls for more nails but adds to the difficulty of removing and the danger of splitting and ruining the boards. The reason that concrete is so unusually cheap for the farmer is that he plans his forms to spoil as little lumber as possible and he finds a use for all of the lumber after it has served to hold the concrete in place. In this way the material for forms cost practically nothing.

### Little Saving Devices

Most concrete work on the farm is built in what is known as the *box form*, which, with variations, consists of one box within another between which the concrete walls are moulded. Such forms are used especially for walls of buildings, tanks and troughs. Ordinarily the studding need not be cut in lengths equal to the height of the wall; it may without inconvenience be allowed to project above

the top of the siding. Nor does it need to be sharpened (and later battered up at the other end) for driving into the ground. There is a quicker, easier and cheaper way. Set the ends of the studding on the ground and hold them in their proper position by a timber, called a *liner*, lying on the ground against them; or "toe-nail" the ends of the studding to a plate which will serve the same purpose. Stakes driven into the ground and against the plates or liners will fix them firmly in place. The studding may be held plumb by bracing it with odds and ends running from the top to stakes driven into the ground a few feet away from the form. If the forms are so high and will be filled so rapidly as to render possible the springing of the studding, tie the



Erecting Forms for Farm Foundation

their secretary now makes report concerning them, together with other matters of interest to practical concrete workers.

Much of the work done on the farm requires almost no forms at all. In this class are walks, floors in buildings, and feeding floors.


The first requisite of good forms is that they should be tight so that the liquid cement may not run out between the cracks, cause pockets or hollows and thus ruin the looks of the work as well as decrease its strength. Consequently straight boards are most desirable unless one chooses to fill gaping cracks with stiff clay and tack strips over them. Dressed lumber is usually straightest and yields a neater finish to the

opposite pieces together by means of bailing or other pliable wire passed through the joints in the siding. Space the forms at the top by means of cross cleats.

For the outside wall of box forms boards of full length need not be cut at all. The extra length may be allowed to extend beyond the corners. This saving can not always be effected with the inner wall, yet odd pieces of boards may often be used in such a way as to prevent useless cutting. In nailing on the siding, arrange the boards so that all end joints will not be made on the same upright. If the lumber is crooked, draw the boards together so as to prevent cracks. Since the siding is generally between the studding and the concrete, heavy nailing is not needed to hold it in place until the concrete comes against it. Often cleats, clamps, or screws are used to save the lumber and to render easier the removal of the forms. The forms should always be planned with this end in view. In placing the concrete avoid unnecessary lifting by leaving off a few of the boards at the top of the form until they are needed. However, if chips or blocks fall inside the forms, carefully remove them before proceeding with the work.

See that the forms are lined up properly before beginning to fill them as they *must not* be disturbed after the concrete is in place.

If new forms are wet, before the concrete is placed, and allowed to remain in position until it has thoroughly set, bits of concrete will seldom stick to them.



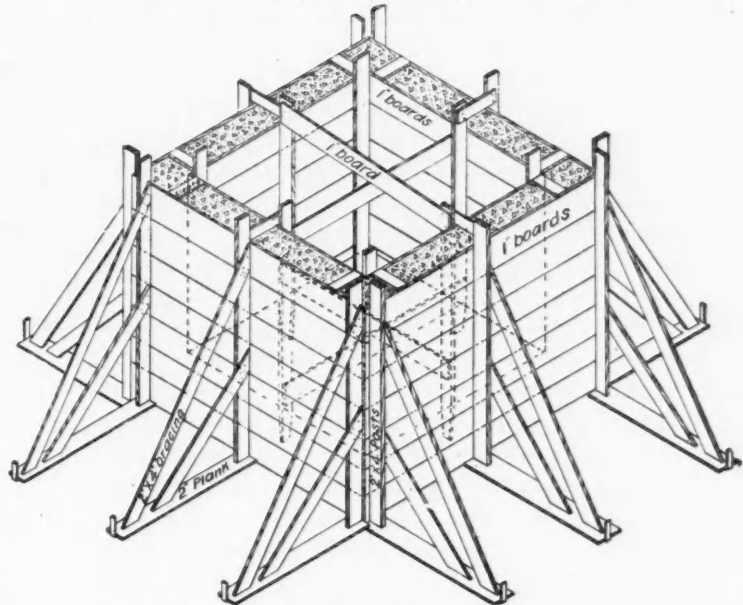
Forms for Concrete Silos

For very particular work, or where forms are to be used more than once, it is advisable to coat them, previous to erection, with soft soap or oil. Linseed, black or cylinder oil is suitable, but kerosene is not good. Upon taking down the forms immediately clean off all bits of concrete clinging to them. For this purpose a short-handled hoe is convenient, but it must

be used with care so as not to gouge the wood.

#### The Placing and Protection of Concrete

All other things being equal, the strength of con-



Sketch Showing Details of Form Construction

crete is dependent upon its density or compactness. Where possible, the easiest way to render concrete dense is by mixing and placing it wet. For very wet concrete the forms must be tight so that the liquid cement cannot escape. To give a neat finish to the surfaces, which will later be exposed, force the larger stones back from the outside by running a straight spade or a wooden paddle down in the concrete next to the wall forms and working it back and forth.

It frequently happens that very wet concrete cannot be used. To make a drier mix dense and strong, tamp or ram it into place with a heavy wooden or iron tamper.

In a way, the successful making of hay and concrete are very much alike—both must be well cured. Exposed surfaces of freshly placed concrete should be shaded to protect them from rain, dust and the hot rays of the sun. Freezing injures freshly placed concrete. Hot water and salt are sometimes used to counteract the frost action; but, on the whole, it is better to attempt no outside work in winter. During the early months of spring and in the fall see that no frozen sand, gravel or rock is used in the work. *In summer* ordinary forms, for walls supporting no loads, may be removed after the concrete is 3 days old, but *in cooler*

*weather* they should not be touched short of 5 days. It is the attention to the details which makes farming or any business a success. The same principle holds true of concrete work.

+

No man is indispensable, but it's a good idea to strive to be as nearly so as possible.



## Varnish—Its Properties and Use

WHAT THE BUILDER SHOULD KNOW ABOUT THE USE OF VARNISH IN MODERN WORK—HOW SATISFACTION MAY BE HAD— VARNISH TROUBLES AND VARNISH HELPS

By Charles H. Smith

*Technical Dept., Berry Brothers, Limited*

IT is doubtful if even the architectural profession realize what an important factor varnish is in its relation to modern architecture. In its special office, varnish is as essential to a building as brick and building stone. It is true that in the former the genius of the architect finds visible expression, but it is also true that it is to varnish the chief beauties of the interior are due.

Natural woods may be said to resemble uncut gems that require the art of the lapidist before their colors and brilliancy become manifest. So the various woods while possessing a wealth of latent beauties require development at the hands of the wood finishers to bring out and preserve nature's wonderful handiwork of grain and color with the aid of varnish.

Nothing is so conducive to good work as a thorough knowledge of a subject, and it has sometimes occurred to us that the architectural profession, as a rule, is more familiar with many other building materials than with varnish, although we see no good reason why this should be so.

While fully recognizing the importance of external beauty and symmetry in a building both from ethical and aesthetic standpoints, it must be remembered there are two sides to a building, outside and inside, and it is with the latter that the owner is on the most intimate terms. Is it not then most essential that the interior of a building, especially a residence, should be attractive, restful to the eye and productive of a feeling of comfort and supreme content to the occupants?

### Importance of Proper Varnishing

In most interiors of natural woods the general effect of the trim is either made or marred with some sort of varnish. In view of this absolute fact we submit that the varnish ought to be specified in definite terms. Is it not then most essential that the architect should take as much pains in the selection of varnish as in the matter of lumber, especially if he and the owner go to the trouble of selecting certain woods for the interior trim, and as is often done making a special point of selecting woods for beauty of grain.

A poorly finished interior is like a badly set gem, and there are instances of this all around us.

Not even the owner is more anxious than the architect for a perfect interior, but if varnish is to be used on the woodwork it should be written in the specifications in a manner to shut out the wrong goods, especial care being taken to prevent their spirit being violated by the contractor.

It is not necessary for an architect to be deeply versed in varnish in order to specify it correctly, although the more he knows of it the better.

Most responsible varnish manufacturers make special varnishes for architectural work, and it is always safer to specify these than to leave the matter open or sufficiently elastic to permit of too broad a construction being made by a contractor so that while the letter of the specifications may be complied with their spirit may be evaded.

It is to the architect that the building portions of the public naturally look for information on varnish and a working knowledge of the subject is surely greatly to be desired.

### Varnish Troubles and Their Remedies

In the whole category of manufactured goods, it is doubtful if any one thing is so often unjustly blamed as varnish. In order to secure the best results from any varnish, certain conditions are necessary. For instance, varnish is very susceptible to weather influence and a temperature of about 70 degrees Fahrenheit should be maintained during the operation of varnishing. Cold weather retards the drying and hardening of varnish; humidity in the atmosphere will do the same, and a great excess of this may cause cheap varnishes to turn white also. Insufficient light and ventilation also cause varnishes to work badly.

During extremely hot weather varnish will remain soft longer than it otherwise would. To sum up, adverse atmospheric conditions conduce to an unsatisfactory finish, and the varnish is not necessarily to blame.

Hurried work is another fruitful cause of poor results. Every coat of varnish must be given sufficient time to harden before applying another and undue haste in pushing a job of finishing sometimes leads to deplorable results, the most common trouble from this cause being the effect known as "sweating," unsightly blotches appearing upon the surface caused by rubbing before the undercoat has hardened sufficiently, or cracking if the work is not rubbed.

Carelessness or improper methods on the part of the workman may also be responsible for a poor job. For instance, if varnish is applied too heavily the drying is unduly retarded and the finish is apt to present an appearance known as crimping, a sort of ridgy effect, very inartistic and undesirable.

Although most varnishes are sent out by the maker of the right consistency for use, the painter will sometimes reduce them with turpentine, and while this makes them work more easily under the brush, it injures the lustre and therefore mars the finish.

We might go on indefinitely telling about the woes of varnish, but will simply end by the broad statement that good varnish used intelligently under the right conditions can be depended upon to make good the

representations of the manufacturer; but adverse conditions and a disregard of the recognized rules for finishing will ordinarily end in disaster.

#### Use Proper Fillers

Making a finish on wood is much the same as putting up a building, the foundation must be right. In the case of open grained woods, the fibre or grain must be filled with a good paste filler rubbed well in across the grain of the wood, so as to fill up all interstices and level up the surface. This is a process that is often slighted, and when it is, the finish will show it by numerous tiny depressions where the filler did not penetrate. An imperfectly filled job will never make a perfect finish no matter how many coats of varnish may be given to cover up the defective filling.

The foundation is just as important on close grained woods, such as pine, maple, etc., although they do not need any paste filler. Such woods should receive a first coat of shellac, which need not be a heavy one, and is really economical because it stops suction and makes a hard nonporous foundation to finish on.

There is one close grained wood that is used quite a bit for interior trim and which deserves a passing mention by reason of its peculiar nature. We refer to cypress. This possesses a certain greasy quality that seems to permeate the wood and which requires sealing up before the wood can be varnished. The most effective way to do this is by giving two coats of shellac as a foundation for the finish, as the greasy sap with which the wood is filled will often come through a single coat of shellac and make unsightly blotches on the finish. This is worth making a note of as an otherwise handsome job of cypress trim might be ruined or at least greatly marred by neglecting this precaution.

#### The Best Varnish the Cheapest

Economy in the use of varnish does not necessarily mean that which costs least money, and in fact it usually means the reverse.

A poor or inappropriate varnish will soon outlive its usefulness and by fading, cracking or peeling off render the woodwork unsightly.

It should be remembered, moreover—and your special attention is called to this—that it costs as much to apply a poor varnish as a good one, so that there is nothing in favor of the low cost varnish but the insignificant amount saved on the price per gallon; and a very large proportion of houses only demand the use of from 5 to 20 gallons of varnish any way.

The finish woodwork done with the right varnish lasts indefinitely, whereas poor varnish produces a finish nearly as frail as the bloom on a plum, and the work has soon to be cleaned off and refinished, or look shabby and disreputable. It will thus be seen that even on a low cost building, if any varnishing is to be done, the best varnish is the cheapest.

With reference to the cost of natural wood finishing

for interiors, it is generally conceded that the acme of perfection is a rubbed finish, and it is also known that the rubbing part of the finish is by far the largest part of the expense. It is not so generally understood among the laity, however, that it is not necessary to go to the expense of rubbing as soon as the varnishing is done, but that if the right varnish is used the rubbing may be deferred for a year or two, or indefinitely till the owner can afford it. We believe this piece of information would be very interesting to many builders of medium cost residences; we have found it so frequently when writing correspondents.

There is one question concerning varnish that no doubt often occurs to an architect and that is how long it will last. And while it is not always so easy to read the horoscope of varnish as it would be of a kitchen range for instance, the former will often outlast the latter, that is, of course, a high grade varnish, but the "ordinary" article will probably outlive its usefulness during its first year of service.

For front doors and store fronts on which the exposure is necessarily very severe, the use of only the very best exterior varnish should be permitted, and about once a year is not too often to refinish or at least to give another coat of varnish.


#### Varnish for Floors

There are two methods of treating natural wood floors, waxing and varnishing. Both require the same preliminary treatment. That is, open grained woods, such as oak, require filling with a good paste filler; and then, if the floor is to be waxed, a thin coat of shellac should be given, the wax being rubbed in to finish. This makes a handsome enough finish, but requires hard labor to keep it in first-class order.

The varnish floor does not need any shellac coat over filler, but two thin coats of floor varnish should be given, and the last coat may either be left as it is or given a slight rubbing to tone down the high gloss. Such a floor is at least equal in appearance to the waxed floor, and the finish, which has great durability, requires practically no labor to keep looking fresh and handsome. Worn spots are easily and quickly renovated with a thin coat of the varnish when they need it, and thus the acme of beauty and economy is attained.

It is proper to add that the ideal floor varnish is extremely tough and elastic, so much so that it will simply dent under a blow, without chipping or cracking, and any so-called floor varnish that will not stand this test should be rejected by the architect as unfit for the purpose intended.

In this little talk on varnish, which is necessarily brief and incomplete, it has been the writer's aim to show first the desirability of using good varnish and, secondly, the importance of specifying it carefully and arbitrarily; for, if as Ruskin says, "Architecture is frozen music," varnish is certainly an essential note in the harmony.



## Plans for Artistic Story and a Half Cottage

COMPLETE SET OF ARCHITECT'S DRAWINGS FOR AN EIGHT ROOM COTTAGE OF VERY ATTRACTIVE AND STRIKING DESIGN

**T**HE plans shown in connection with this are reduced about one-half from a set of architect's drawings of one-quarter inch to the foot. The three floor plans are all reduced in the same proportion, as are also the four elevations. This, in connection with the fact that the dimensions are given in to \$4,000. It is 39 feet 6 inches in width and is 32 feet in depth, excluding the porches. Eight very attractive, nicely arranged rooms are provided. The casement windows and the screened porches are special features. The first floor screened porch opening off the kitchen and dining-room will be used for an out-of-



Eight Room Dwelling Sided with Rough Boards and Stucco.

most cases will make it very easy to make practical use of these plans, either for redrawing or for use direct.

This house will cost in most localities from \$3,500

door dining-room in summer. The second floor porch will be used by the devotees of open-air sleeping the year round.



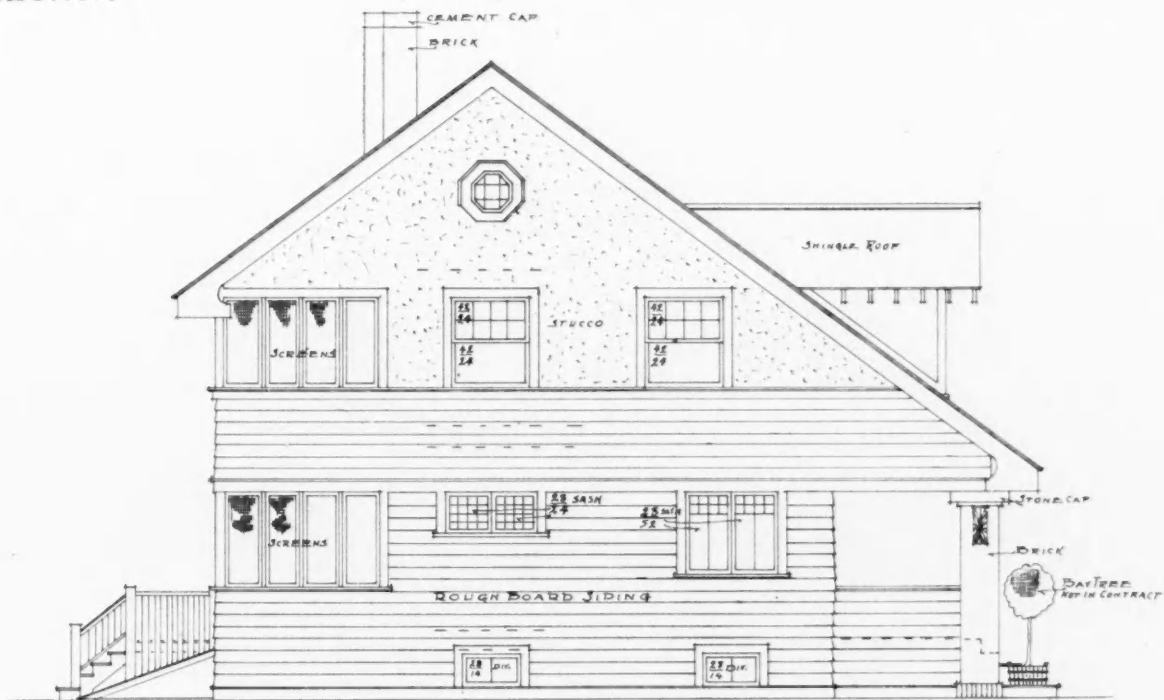
**Enameled Brick**

Enameled bricks are meeting with increased favor in this country, as a material of utility and beauty for buildings and other purposes, and many fields in which they can be used are constantly presenting themselves. Formerly a prejudice existed to the use

singularly successful. Enameled brick manufactured by one firm is similar to that made in England. They place the enamel on a fire-brick body and burn with



RIGHT SIDE ELEVATION



LEFT SIDE ELEVATION—HOUSE PAGE 48

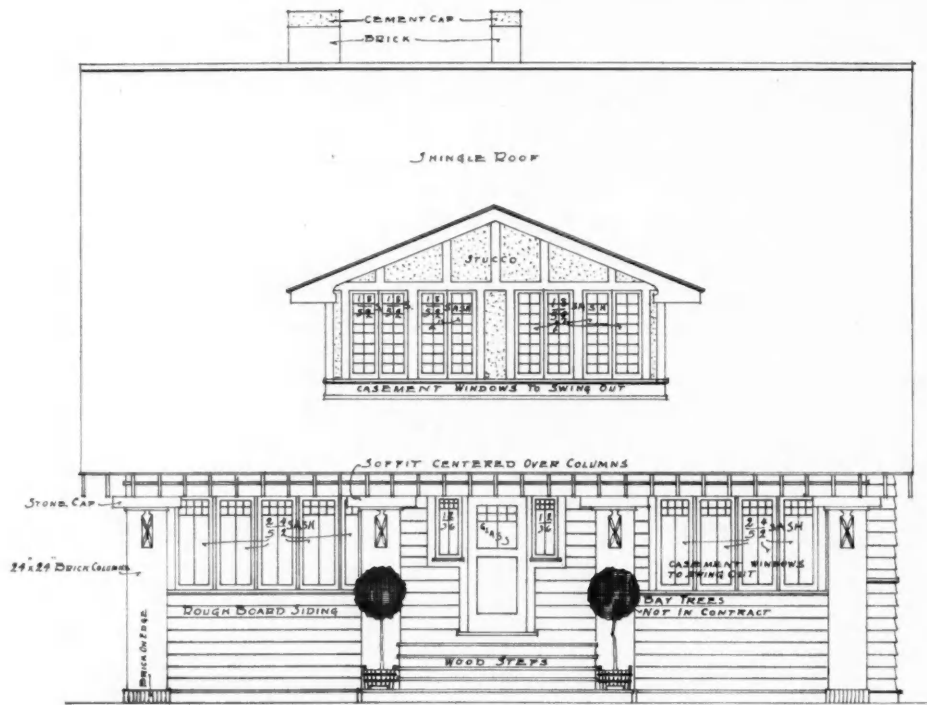
of enameled brick, owing to the fact that they had to be imported from abroad. Of recent years several of the leading brick manufacturers have made enameled brick in this country. Some of them have been

one firing. Some manufacturers endeavor to produce enameled brick by using previously burned brick, dipping it in a glaze and again firing it. The effect is to produce an uneven finish. By the English process

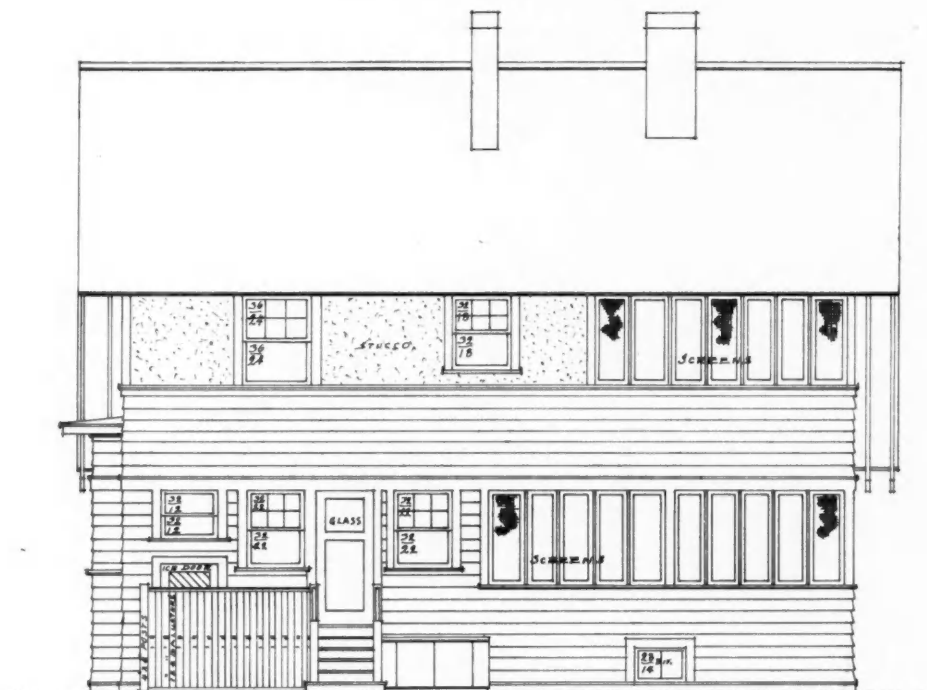
the enameled surface is perfect in every respect. Enameled brick have won such favor in England that the municipality of London requires that all courts and alleys be built of the material.

**Making a Stave Silo**

My experience with silos and the feeding of ensilage began eight years ago, a correspondent writes to the *Practical Farmer*, I being the first one in our vicinity



FRONT ELEVATION



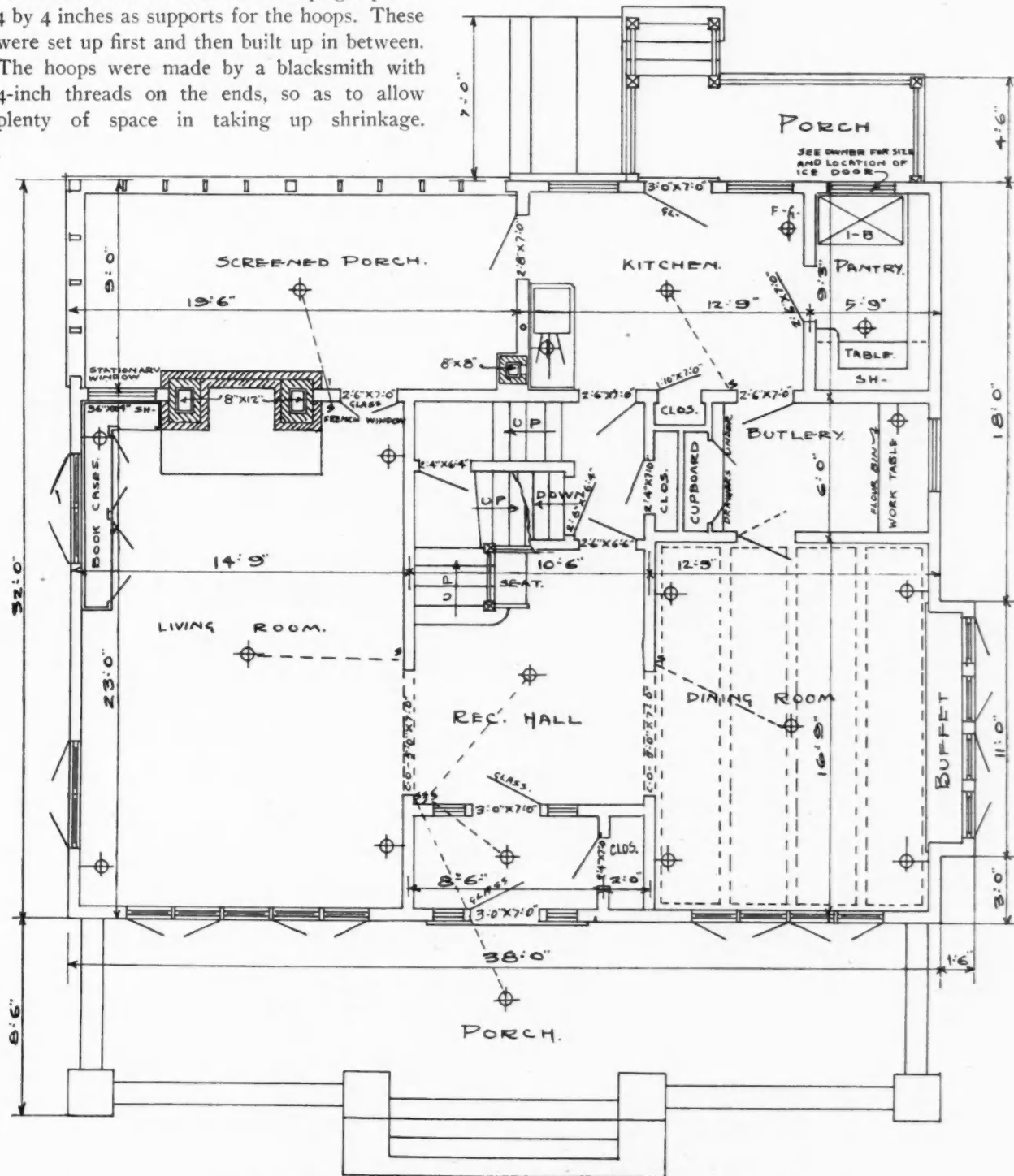
REAR ELEVATION—HOUSE PAGE 48

Enameled brick is largely used abroad, and foreigners express surprise that our architects do not utilize them more extensively, as they reflect light, are fire-proof, and have no odor, prevent dampness and have a fine finished surface which is ornamental.

to erect one. Mine is a home-made one, and I think it is just as good as any \$200 patent silo on the market. For building material I took the best white pine I could get, had it sawed 2 by 6, dressed and beveled 1/8 inch, and had it sawed in lengths of 8 and 16 feet.

They were grooved  $\frac{1}{2}$  inch, and separate tongues made to fit in; these were then spliced, attaching the 8 to the 16, making the silo 24 feet high. I made it 10 feet in diameter. I used four upright pieces 4 by 4 inches as supports for the hoops. These were set up first and then built up in between. The hoops were made by a blacksmith with 4-inch threads on the ends, so as to allow plenty of space in taking up shrinkage.

two weeks. This silo is built in the barn, as I had plenty of room. The floor is a concave shape, being about 8 inches lower in the middle than at the sides.



FIRST FLOOR PLAN—HOUSE PAGE 48

For a foundation I used rock and gravel with the best Portland cement. I put doors in 2 feet square, with 1-inch bevel; they are put in and drawn up airtight with a bolt and piece of wood 2 by 3, which extends across face of door 5 or 6 inches on either side. These doors are 5 feet apart. I gave the silo a coat of oil on the inside after it was finished, and let it stand

The foundation is a rock wall 1 foot thick with a layer of brick cemented around the outside.

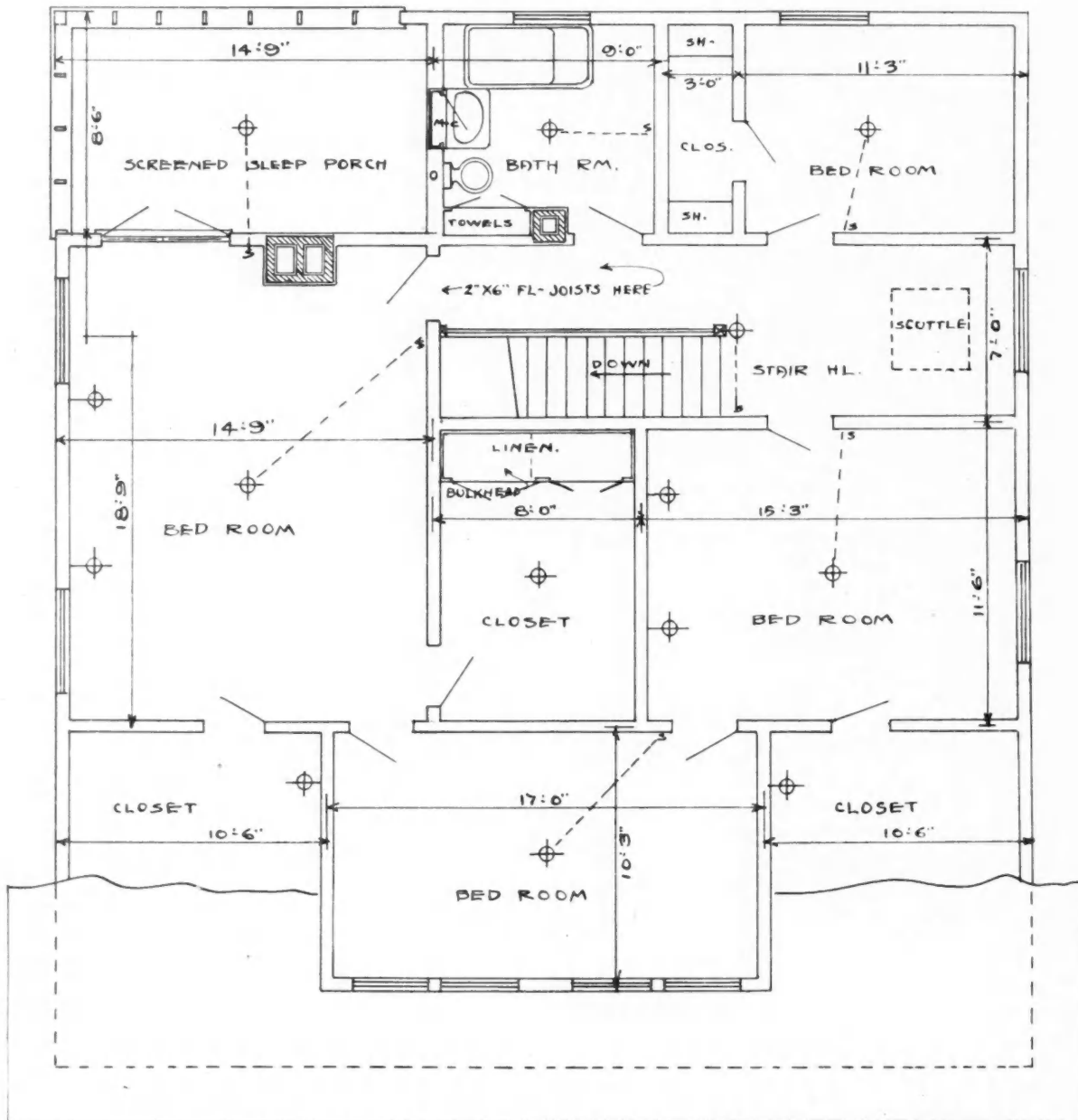
**Growth of Aluminum Castings**

Attention is directed to the rapid growth of the aluminum casting industry by the announcement of the consolidation of six of the largest aluminum foundries.



dries in the country, says the *Iron Trade Review*. Less than ten years ago, the casting of this metal was still in an experimental stage, and the knowledge of its behavior in sand moulds was an unknown quantity. Having a low melting point and being easily melted in a cast iron pot, if no crucibles were at hand, the production of castings from this metal proved exceedingly attractive to many foundry men. Furthermore,

shops where a specialty was made of this line of work. Today, provided the metal is properly handled, not only in melting but in the moulds as well, little trouble is experienced from the difficulties encountered in early practice. Owing to its lightness, this metal has entered largely into automobile construction, and parts not subjected to severe strains are now made from it. Aluminum crank and gear cases of

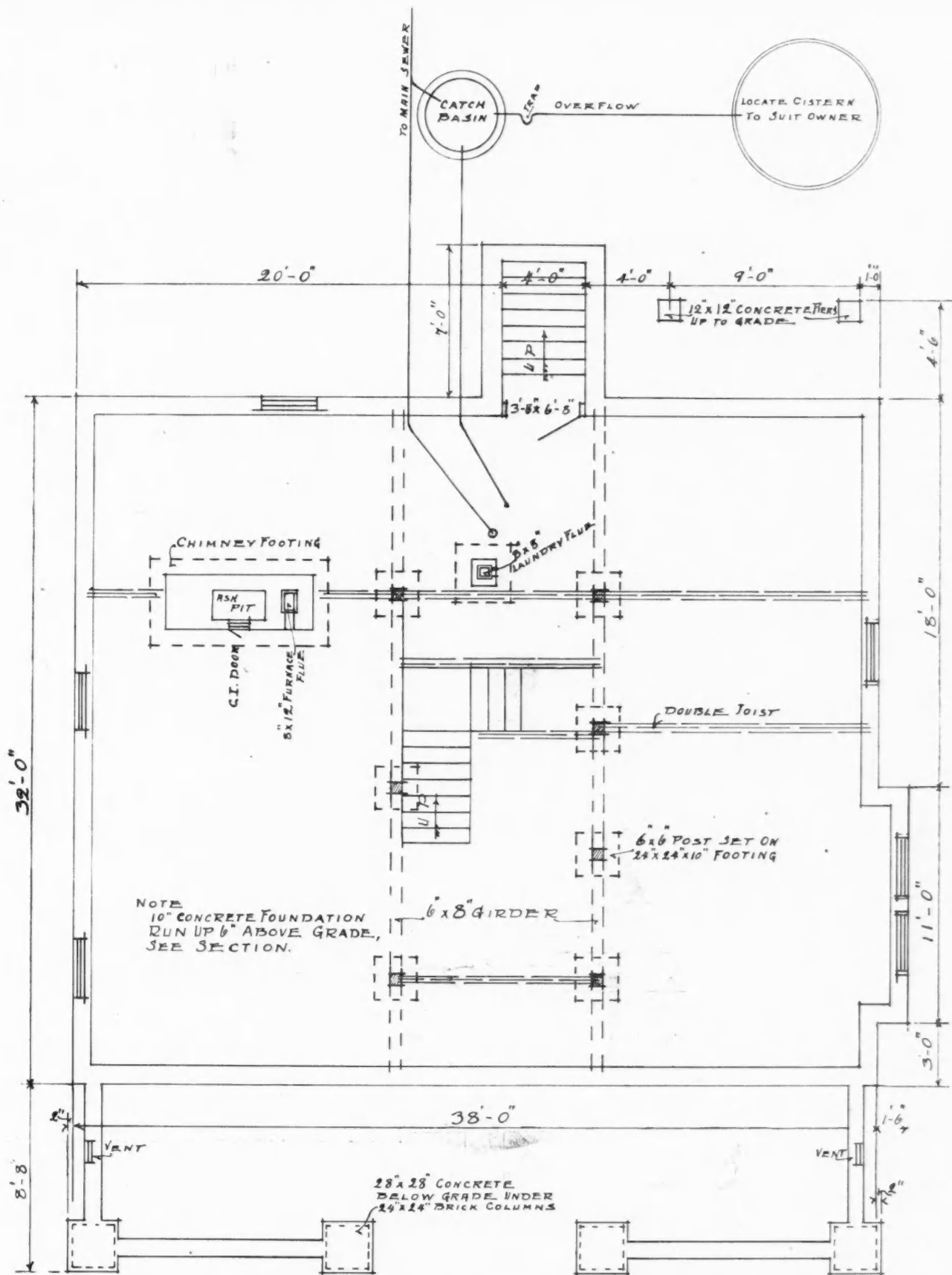


SECOND FLOOR PLAN—HOUSE PAGE 48

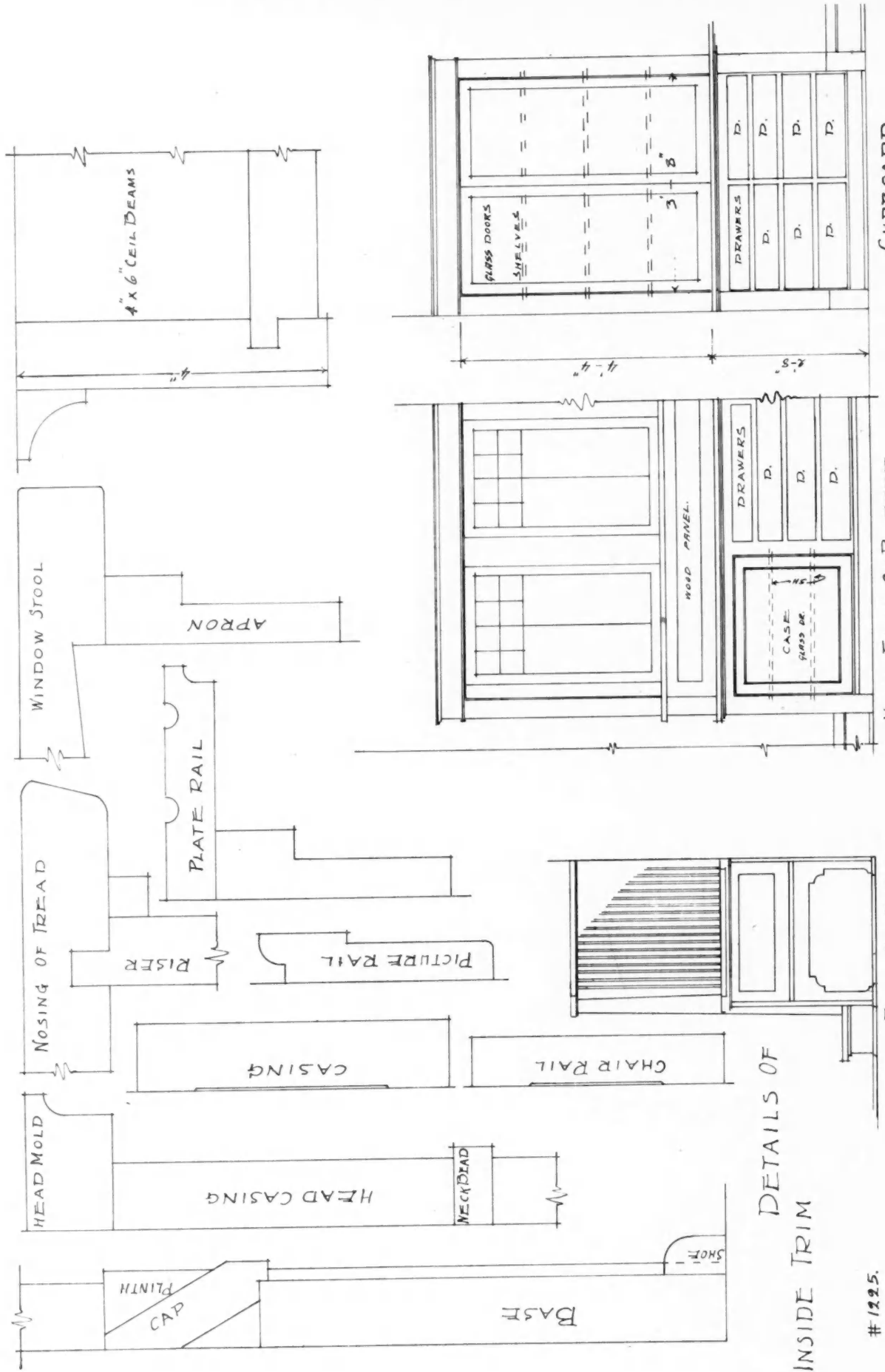
the exceedingly high prices that prevailed, ranging from eighty cents to \$1.25 per pound, were the magnets that drew many founders into this line of work. At that time, however, it was not generally known that this metal was easily affected by the oxidizing influences of the melting flame, and the difficulties encountered after losses more or less heavy had been sustained resulted in centralizing this work in a few

the most intricate design are successfully cast. The high shrinkage is overcome by the judicious use of risers, and many chills are also placed in the moulds.

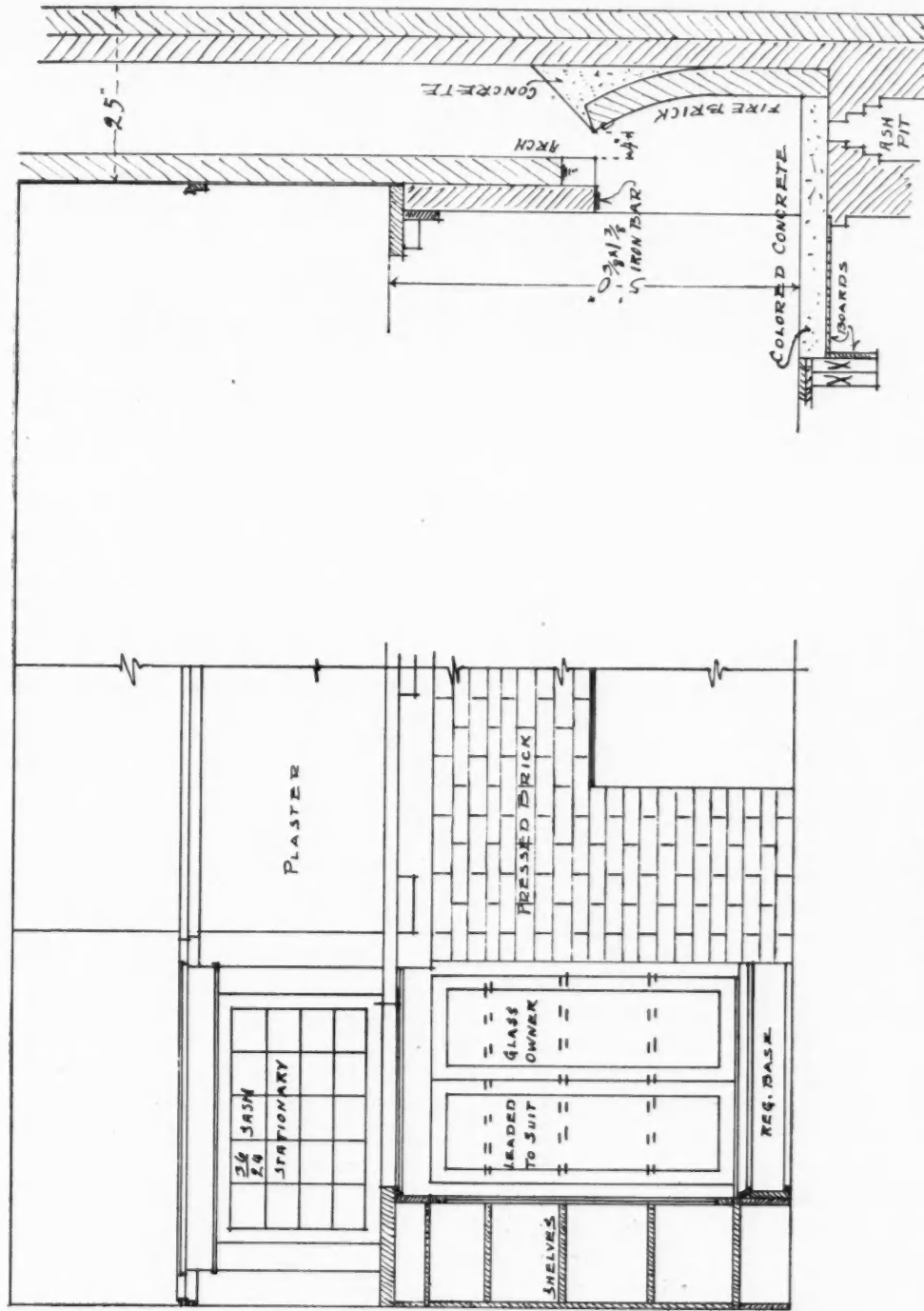
The growth of this industry has been coincident with the expansion of the automobile trade, and it has been asserted that the six plants consolidated will consume approximately 8,000,000 pounds of aluminum per year.



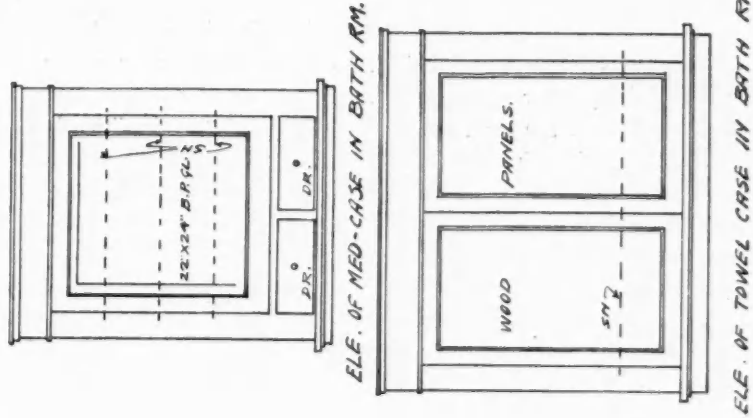
FOUNDATION AND BASEMENT PLAN—HOUSE PAGE 48







HALF ELEV. AND SECTION OF BRICK MANTEL  
AND BOOK CASE IN LIVING ROOM  
DETAILS OF INTERIOR FINISH—HOUSE 48



ELE. OF MED-CASE IN BATH RM.

ELE. OF TOWEL CASE IN BATH RM.

# MACHINE WOODWORKING



## How to Care for the Band-Saw

A PRACTICAL AND THOROUGH TREATISE ON THE FITTING AND OPERATING OF BAND-SAWS—POINTERS VALUABLE ALIKE TO BEGINNERS AND TO EXPERIENCED FILERS

**T**HIS treatise, prepared by the Berlin Machine Works, has been arranged especially for the benefit of beginners, but we believe it will also prove interesting to experienced filers and operators.

A bandsaw blade should under all conditions maintain a practically fixed position on the saw wheels. The teeth should project over the front edge of the wheel and the saw should maintain this position without any support whatever on the back edge of the blade. In other words, the saw blade should stay in place without a back-thrust wheel or any other mechanical device for holding it in position. This result may be attained entirely by means of "tension." Tension is obtained by means of the "tensioning roll" or "stretcher" or by the use of hammers. With these tools the blade should be so fitted that the extreme edges—that is, the portions just at the roots of the teeth and the back edge—are slightly shorter than the center portion of the blade. To illustrate: When a saw is properly fitted, if a narrow strip, say  $\frac{1}{4}$ -inch wide, were cut from the front edge at the roots of the teeth, another from the back edge, and a third strip from the center, and the three strips compared, it would be found that the strip taken from the center would be slightly longer than either of those cut from the edges. If the entire blade were cut into narrow strips and the lengths compared, it would be found that the strip taken from the center would be the longest and those at either side would gradually decrease in length toward the edges of the blade.

Each tooth of a band-saw acts like a small chisel, removing a certain portion of the lumber being sawed. That the tooth may do its work with the least possible strain on the blade, it should be of such form that it will cut freely and not tend to swerve sidewise and follow the grain. The teeth should be of even length, with the extreme cutting edge the widest point of the tooth and only wide enough to allow the saw blade to clear itself without friction. It is important that there should be sufficient space between the points of the teeth to chamber the dust properly and carry it out of the board.

### Position on the Wheels

Various theories have been set forth as to why tension causes the saw to maintain the proper position on the wheels. The most plausible of these, we believe, is that because the extreme edges of the saw are shortest they get most of the strain. If the blade were absolutely flat so that all portions were the same length, the strain would be uniformly distributed, and it would be much easier to crowd the edges of the saw sidewise than it is when the strain is almost entirely upon the edges. It is practically impossible to force a saw to slip bodily backward on the wheels, as the friction between the blade and wheels is too great. The only way it can be crowded is to change the angle of approach to the wheel. In order to change the angle of approach it is necessary that the front or back edge of the blade be crowded sidewise. It is impossible to bend a saw edgewise in a straight line by any thrust applied during operation. Therefore, anything which will prevent the edges of the blade being moved sidewise will tend to prevent the saw from changing its position on the wheels. It requires a very slight change in the angle of approach to make the saw run ahead or back a great deal, because the wheels are traveling at such a high rate of speed. For proof of this statement, notice how a very slight crook edgewise in the saw will tend to make it vibrate back and forth on the wheels.

### Tension

Tension is obtained by passing the saw between the tension rolls under pressure or by hammering. The term "tension" should not be confused with "strain." The word "tension" applies to that condition produced by expanding the center of the blade, leaving the edges slightly shorter. A short straight-edge may be used to determine when the saw is in this condition and light shows under it. If a "tension gauge" is used, the saw should fit the gauge evenly its whole length. The amount of tension required depends largely on the wood to be sawn, but no more tension should be carried than is actually needed, because excessive tension has a tendency to cause cracks in the saw.

Increasing the tension makes the saw "stand up" to a faster feed. Many cases can be cited of band resaws carrying blades 8 inches wide cutting soft woods 12 inches or less in width at the rate of 200 feet per minute. This shows it is possible to feed very fast if sufficient tension is used and it is perfectly even throughout the blade.

To tension properly, the center of the blade should first be passed through the rolls, with quite heavy pressure. The next time through, the rolls should be run a little to one side of the center of the blade and the pressure should be slightly less than the first time. The third time through, the rolls should be the same distance from the center on the opposite side, and with the same pressure as was used the second time. This operation should be repeated, each time approaching the edge of the blade and decreasing the pressure on the rolls. If this is carefully done, the tension will be practically uniform throughout the entire blade. It may be found, however, that there are spots where the tension is somewhat uneven. This can be remedied by passing the saw through the rolls where the spots show, and thus expanding the steel until the tension is uniform. When it is desired to stretch the back edge so that it will be slightly longer than the front, the blade should be rolled from near the center toward the back, using a slight and uniform pressure at all times. The last time through, the rolls should bear on the extreme back edge of the blade. On resaw blades it is better to tension from edge to edge of the blade, thus making the blade fit a tension gauge, which is the true segment of a circle.

#### Swage Setting

Another point which must be considered is the amount of swage. The purpose of swaging the tooth of a saw is, of course, to make the extreme cutting point wider than any other portion of the blade, so that the saw will pass through the stock without friction on its sides. Too much swage, however, is as bad as too little, for the more swage the greater the amount of sawdust and the harder the work on the blade. A saw having just enough swage to prevent friction will stand more feed than saws with too much swage. In addition to this, there is a material saving in lumber. The swage should be of such form that there is clearance in both directions—that is, the tooth should taper back to the body of the blade on both the upper and under sides. The extreme cutting point of a tooth should be perfectly square and the corners sharp, so that there will be no tendency to swerve sidewise or follow the grain of the wood. If the cutting point is not square and sharp, part of the work will be done by the side of the tooth just back of the point. This has a tendency to bend the tooth sidewise, which will cause the saw to run out of a straight line. Further than this, there will be friction on the side of the tooth, which is very objectionable, because it tends to heat the blade.

#### Leveling

A saw may appear to have uniform tension, but when placed on the leveling table and examined with a straight-edge, spots may be found where the straight-edge does not fit the blade perfectly. One side of the blade may be covered its entire length, commonly known as "dished." This may be caused by the rolls being worn out of true, or by hammering more on one side than on the other, or by slivers catching in the guides while running. These spots or "dish" should be located with the short straight-edge and removed by light blows with the cross-pene hammer, with the saw on leveling block. This is a point to which filers do not give enough attention. The blade should lie flat on the leveling block, then be gone over carefully and all lumps removed. As it is impossible to tension a blade perfectly, the leveling process is necessary to correct any slight imperfections that may exist.

A saw may appear to be perfectly tensioned and level, yet may have what is commonly known as a "twist." To determine whether this condition exists the blade should be placed on the floor. If one end of the saw falls in one direction and the other end in the opposite direction, thus tending to form a figure 8, there is a twist somewhere in the blade.

If a blade having a "twist" is placed upon the leveling table and examined carefully with the straight-edge at right angles to the blade, the straight-edge may fit the blade perfectly. If, however, the straight-edge is applied at an angle of about 45 degrees with the length of the saw, a high spot or ridge may be found. When trying the straight-edge in this manner it should be applied angling in both directions across the blade. If it is a short twist these ridges will be pronounced and extend across the blade at rather sharp angles. On the other hand, if it is a "line-twist," the ridges will be found to extend at slight angles with the length of the blade and sometimes to extend almost the entire length of it. When the position and general direction of these ridges have been determined, the straight-edge need be applied only in the direction crossing the ridges. To remedy this condition, the saw should be placed on the anvil and the cross-pene hammer used, the long way of the face being parallel with the ridge. Only light blows should be struck, and the blade should be examined frequently, until it is found to be perfectly level when the straight edge is applied at all possible angles across the blade. When the saw is in this condition throughout its entire length, the twist will have disappeared.

In a future paper the best method of brazing broken band saws, together with the proper speeds for best results and other matters pertaining to the operation and care of band saws will be taken up.



Doing the best we can, frequently means only the best we will.



# CORRESPONDENCE



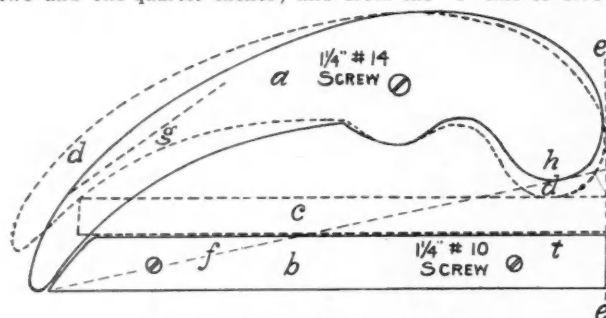
## Convenient Bench Stop

To the Editor:

Fossum, Minn.

The bench stops that we buy are good; but try this one. You will find that it holds short stuff better, because it does not let the piece back up with each stroke of the plane; neither do pieces held in this stop tip over so easily.

"A" is curved, made of elm or any hard wood that does not split very easy. It takes a piece five-eighths of an inch thick, three and one-half inches wide by eleven and one-half inches long. From dotted line "f" to center of screw is about two and one-quarter inches; and from the "e" line to screw



Very Good for Holding Small Sticks

about three and one-half inches. If curved piece is cross-grained, turn grain as per dotted line "g." "b" shows a straight piece; any hardwood is good; make it about one and one-half inches wide, ten and one-half inches long, by five-eighths thick. Screws should be countersunk quite deep so as not to injure plane irons. "c" shows piece held in stop; the harder you push the tighter the grip, because "a" acts as an automatic vise, oscillating as per lines "d d," adjusting itself to any thickness from one and one-eighth to about one-half inch. If thinner stuff is to be held, a short piece of wood is slipped in between heel "h" and the piece to be planed.

In setting the stop, fasten the straight piece "b" to bench—close to edge—use two screws one and one-quarter inch, about number ten. Square as per line "e e," so as to get "a" equal distance back; have front ends of stop close together, then about one and three-sixteenths between "h" and "t." Fasten "a" with a heavy screw, about number fourteen.

These stops are simple and don't cost much. Have used one since ten years ago. Make one. They are alright.

A. O. STIEN.

## How to Get Satisfaction out of a Hot Air Furnace

To the Editor:

Brigham City, Utah.

I have noticed a number of articles lately about the hot-air furnaces and I would like to say a few words in favor of them.

The one great drawback to that system of heating is that people never give it proper conditions to work satisfactorily.

Most people who put in a heating plant of any kind have a

house that is built reasonably tight. They expect a furnace to pour in a steady stream of fresh hot air in a room or building that is already full of air and has no outlet. It is impossible to heat a room properly in that manner.

Some will say that the windows and doors are loose and ought to let out the surplus air. But when there is a wind blowing outside against those windows at the rate of eight or ten miles an hour the outside pressure is greater than your furnace heat. Consequently your house does not warm up very fast.

My way is to build a flue from the floor at the opposite side of the room from register if convenient. Build it in with the chimney or between the walls of the house so that it will lead out through the roof, the same as a chimney.

Then as the hot air from the furnace rises to the ceiling and begins to press the cold air down, it (the cold or foul air in the room) will pass up this flue, thus giving a constant circulation of fresh warm air in the room all the time.

One flue can be built so as to take the cold air away from two or three rooms and be controlled by small registers. An open fire-place will answer the same purpose, or an old chimney can be utilized in the same way.

If furnace dealers would insist on having such flues from the floors of the main rooms to be heated their troubles as well as those of their patrons would practically cease.

If these flues are put in when building a house the cost of the furnace would still be far below the steam or hot water systems, and the unsightly radiators done away with.

A. J. MILLER.

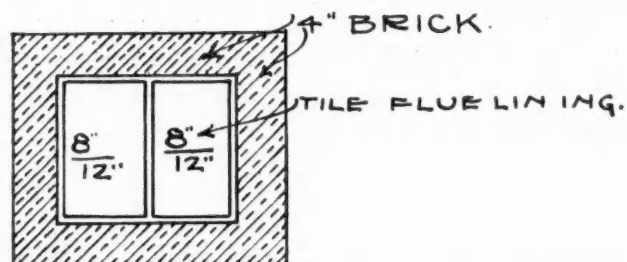
## Double Flue Best

To the Editor:

Newton, Ill.

Enclosed please find check for \$2.00 for which please push up due date on my subscription to AMERICAN CARPENTER AND BUILDER.

I am wanting to build in my home an open grate, or as you say now days, an open fireplace; and, on account of its being necessary that I economize on space, I will have to



use the flue for grate and kitchen range. In your judgment, is a grate flue with an opening on rear side for range flue a success and can they be built so that the grate will not smoke?

Have you any working plans with detail instruction for building an open fireplace so that the flue can be used for grate on one side of the wall and kitchen range on the other?

I want good big flue for my grate so that it will be successful, giving plenty of draft and be a success. A. F. CALVIN.

Answer: Replying to that portion of your letter relative to flue construction for a fireplace and kitchen range combined, we take pleasure in enclosing to you herewith some details that should be of help to you. The design from page 655 of the February number, while it shows a case differing from yours, nevertheless gives good details for smoke arch and other parts that are common to all fireplaces; and so may be of assistance. The accompanying sketch shows our best suggestion for the arrangement of your flue.

All authorities on fireplace construction agree that each fireplace should have a separate flue, and in no case should they ever be used for a stove flue. We suggest that in order to save room, you use from the point where the kitchen flue starts a double flue lining enclosed within a single brick flue as shown in the sketch. We could not advise the use of but one flue for both the fireplace and the kitchen range.

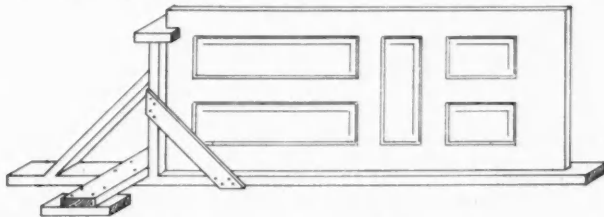
EDITOR.

**Two Useful Devices**

To the Editor:

Everett, Wash.

I have in mind a few things that have been a great help to me in my work as a carpenter and thinking that they



might be of benefit to others, I herewith submit them.

My first is what I call a door jack. It is for holding a door for dressing the edges while being hung, putting on the butts, etc. It keeps the door clear of the floor, thus keeping the edges free from sand and other particles so injurious to the plane. It is made of dressed 2 by 4's 7 or 8 feet long with an upright a little shorter than the width of the door and braced as shown in illustration. It can easily be moved from room to room and is always ready for business.

My second is a device for cutting base against base blocks, or rather for scribing the base to the block. It is made of wood about 3 inches wide and 12 to 14 inches long. Bore a 7/8-inch hole and cut out, as shown in the drawing. Now place the base that is to be fitted against the base block and set the base scriber astride of the base-board and tight against the base block and mark with a sharp pencil, or better still with a knife and cut to the line. It is seldom that I make a misfit.

FRANK C. TUBBS.

**We Stand Corrected**

To the Editor:

Malvern, Pa.

In answer to, a reader who has soil pipe to paint white, the pipe being coated with gas tar, you advise him to remove the tar with the gasoline torch or by scraping. It is impossible to remove the tar completely in this way, as the pores of the iron will be full of it, and hence any white paint applied will certainly turn brown almost as badly as if the tar had not been touched.

A better way, if you will permit me, would be to coat the pipe with a thin brown shellac varnish, which will prevent the

tar from coming through and browning the white paint. This is a quicker and much easier method than burning off, and is the method followed by painters whenever they are up against a gas tar job. I have also coated tarred pipes in building when they were to be water colored, using shellac, and it is the only thing I could have used successfully.

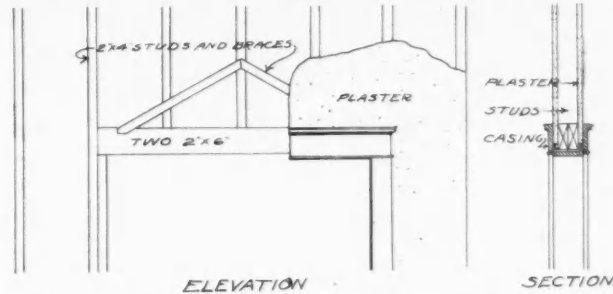
A. ASHMUN KELLY.

**Framing for Cased Opening**

To the Editor:

Mansfield, Mo.

Can some reader of the AMERICAN CARPENTER AND BUILDER show me the proper method, with sketch, for framing a cased



opening for inside work? I am building my first house and would like to hear from some of the older brothers.

JOHN A. DUNN.

Answer: The accompanying sketch will show you how such a job is done—at least it shows one way. Two 2 by 6's braced above as shown will be amply strong for cased openings of ordinary width. In some of the extreme "modern" houses openings of extreme width are encountered. For such some form of special trussing is necessary.

EDITOR.

**Stained Plaster**

To the Editor:

Browns Valley, Minn.

I am going to trouble you for a little information which I think will be of value.

I have done some plastering on brick and lath that were stained or colored. The first coat was put on and dried before the second coat was applied, but the coloring came through and shows. Can you tell me of any remedy for this?

GEORGE NOVOTNY.

**Roughing in for Electric Lights**

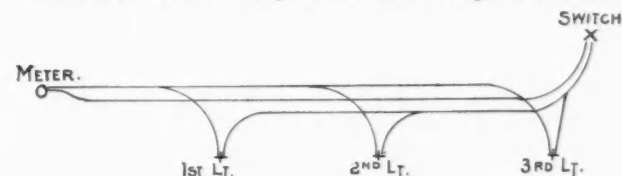
To the Editor:

Jerome, Idaho.

Below is a diagram of a system of roughing in for electric lights, which may help brother Emery J. Eastman out of a kink.

This is a simple system that was put in for me in a small church last winter. Other systems may be used but I think the diagram is plain and will need no further explanation.

I would like to ask if any of the brother chips have noticed



what I call "dog ears" on nails, especially finishing nails; incomplete cutting at the nail points. It is somewhat annoying to use these nails especially in good work where the nails should be perfect, in order to drive them straight. Is there any remedy?

I enjoy the AMERICAN CARPENTER AND BUILDER and have at hand every number since I began taking it.

M. L. PARSONS.

## How to Make Concrete Water Trough

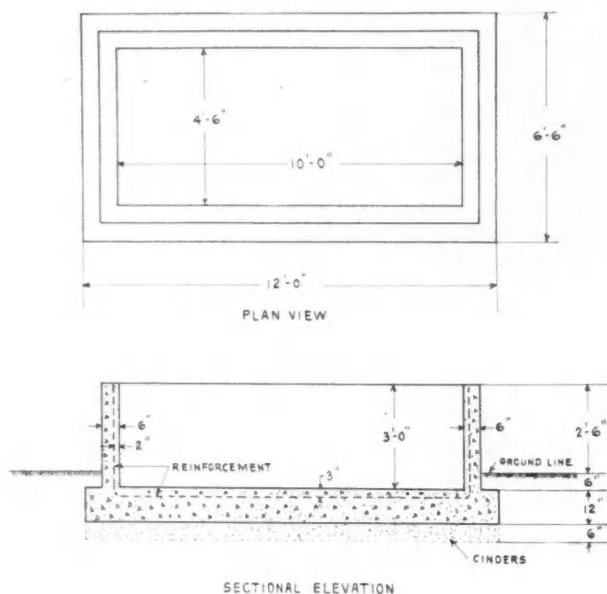
To the Editor:

Steelton, Pa.

Concrete is an ideal construction material about the farm, as it is pleasing in appearance, and it can be constructed cheaply and well with local material and labor. Its adaptability for construction around the farm is universal, as it can be used for fence posts, watering troughs, rain leaders, retaining walls, barns, sidewalks, wells, silos, tanks, cisterns, ice houses, root cellars, chicken houses and greenhouses. One of the first essentials on a farm is the watering trough, and when made of concrete it is practically indestructible besides being of excellent appearance. If an inlet pipe with float valve connection is provided it needs absolutely no attention.

The trough can be made watertight by using a rich mixture of concrete, putting in enough water to give a concrete that will flow readily and placing the concrete at one continuous operation, so that no surface is allowed to harden. The best mixture of concrete to use is one part cement to one and one-half parts of clean, coarse sand to three parts of screened gravel or broken stone.

A satisfactory outside surface can be obtained if as soon as the forms are removed, the surface be thoroughly moistened



with a whitewash brush, using plenty of water and rubbing the surface down with a board or a brick.

The trough shown in the illustration is 10 feet long by 4 feet 6 inches wide by 3 feet deep (inside dimensions), the walls being 6 inches in thickness, reinforced with woven fence wire or some other metal fabric. To construct this trough excavate an area 12 feet long by 6 feet 6 inches wide and 2 feet deep. Fill this area to a depth of six inches with cinders; tamp this thoroughly and then fill in with a 6-inch layer of concrete, the mix of this concrete containing only one-half the proportion of cement to sand and stone required for the other parts of the trough.

The next thing to do is to place the outer forms in position, having them well braced and oiled or greased. Then place a three-inch layer of concrete in the form, and before the concrete has set, place sheets of the reinforcement (as described above) over the concrete, bending it up so that it will come within an inch or so of the top of the forms at the side and ends and 4 inches away from the inside edge of the outer forms, so that in a 6-inch wall the reinforcement will be 2 inches from the inside face of the trough walls. Then place another 3-inch layer of concrete on the bottom over the reinforcement, ram lightly and smooth the surface off evenly. Before the base has begun to stiffen, place the inside form in

position, care being taken to see that it is at equal distances from the sides of the outer form, and then fill in concrete between the outer and inner forms.

If the trough is provided with inlet and outlet pipes, these pipes should be placed in the forms before placing the concrete, and if the pipes are not on hand at the time, suitable openings can be provided for them by placing greased wooden plugs in the forms, the plugs being easily removable after the concrete has stiffened. In a trough of this kind, the forms can be removed in about two days in warm weather and about four days in cold weather.

The trough should not be filled with water until about a week after the removal of the forms, and in that week's time the trough should be protected from the sun by keeping the surfaces wet. When the forms are removed it is best to thoroughly wet the inside of the trough and paint the inside surfaces with a first-class Portland cement, mixed to a creamy consistency. A trough of this size would require about 5 cubic yards of concrete.

PAUL T. LESHER.



## "Wall Boards"

To the Editor:

Missoula, Mont.

It is only a few days since the writer heard a lady make serious plaint because some newly plastered walls were not pure white; yet she had had no thought of occupying the rooms till they were papered. She wanted the walls white, though, because she had been accustomed to seeing new walls white; and felt that her's were different—therefore wrong. For so many years have we been accustomed to seeing walls made from some white plastic material, put on with a trowel, that most of us are ready to condemn, without hearing, a wall of any other sort. Such is conservatism.

While the writer must admit feeling the usual prejudice in favor of plastered walls, under average conditions; he has often been struck by the special fitness of the so-called "wall boards" for some jobs. These "boards" though becoming more and more common, are yet so rare as to merit a word of comment. Were it not for the fact that white-washed inside walls are even more a thing of the past than are white painted outside ones, plaster would hold a practically impregnable position; but, as most walls are now papered or otherwise covered, "wall boards" have a fighting chance all along the line—and they are in the ring.

If memory serves it was something like twenty years ago that the writer, his curiosity aroused by the white smeared overalls of a friend, learned that the first "wall board" was being born. This was made of slender laths, four feet long, covered on both sides with heavy straw board. The whole was fastened together with some sort of white cement, probably caseine and lime. The straw board, as at first used, was found quite susceptible to moisture, and the product has since been considerably improved; with results which seem quite satisfactory to the manufacturers, and, so far as is known to the writer, to their customers.

Within a few years several other wall boards, of slightly different construction, but of practically the same application, have been put on the market. As to what merit one may have over another—ask the manufacturers.

The principal objections to these wall materials—aside from prejudice—seem to be that they have to be covered with paper or other material in order to get a continuous finished surface; and that, being only about half as thick as lath and plaster, standard frames have to be cut down in order to come flush with them. In this locality the cost does not appear to be materially different from that of lath and plaster.

The manufacturers make the points that they may be applied at any time of year—freezing weather not effecting them—and that they void the necessity of slop and damp-



ness about the house. The latter point would seem to be a specially strong one in case of alterations and repairs.

It is also claimed, and seems plausible, that they are less liable to damage from blows, settling foundations; or any other of the many causes which lead to cracks in plaster.

That the writer once lived for a year in a house, before he accidentally discovered that the walls were of one of these boards, is sufficient proof to him that they are not markedly inferior to plaster. There are certainly cases where the application of wall board is expedient, cases where it is economical, and cases where it is better than plaster—possibly cases where it would "win out" on all three counts.

W. D. GRAVES.

### Fireproof Paints

To the Editor:

Hart, Tex.

I have a book on painting which gives one recipe for fireproof paint; but it takes too long to make it. I will send the recipe:

Slake stone lime by putting it into a tub to be covered to keep in steam. When slaked, pass the powder through a fine sieve and to each 6 quarts of it, add one quart rock salt and water one gallon. Then boil and skim clean. To each 5 gallons of this, add pulverized copperas  $\frac{1}{2}$  pound. Then slowly add powdered potash  $\frac{3}{4}$  lb. Then add hardwood ashes sifted, 4 pounds. Now add any color and apply with a brush.

Now is that complete? I have tried it and it peels off right away. If you have a different recipe that you will stand behind I would like to hear from you.

W. H. JOHNS.

Answer: We have been very much interested in comparing the ingredients which you named with those given in recipes for other so-called fireproof paints. We were at a loss to understand the significance of adding both powdered potash and hardwood ashes, since we would consider that the addition of the ashes would simply mean an increase in the amount of potash used. There is a possibility that the ashes are to be added in order to give the paint sufficient body.

In regard to the peeling off of the paint immediately after drying, we are not surprised, since it contained no glue or any substance of a like nature, to give it holding qualities.

We do not believe that there is such a thing as a fireproof paint taken in the strictest sense of the name. There are paints or coatings which may be applied to wood which will for a time prevent combustion. It is the general opinion though that paints of this nature are not durable, and require frequent renewing. Another complaint has been that these so-called fireproof paints, when subjected to the action of fire for any considerable time, burn and, flaking off, expose the wood beneath to the action of the fire. Many of these paints depend upon some soluble material for their fireproof qualities. You can readily see what action of repeated rains would be upon such a paint.

We have been informed by one of the engineers connected with one of the largest underwriters companies in the United States, that they do not consider that there is such a thing as an absolutely fireproof paint. This same engineer has told us that he considers the whitewash which is recommended by the Light House Board, United States Treasury Department, to be as good as the ordinary fireproof cold-water paint for inside use. We give the recipe for this particular form of whitewash: Slake  $\frac{1}{2}$  bushel unslaked lime with boiling water, keeping it covered during slaking. Strain it and add one peck of salt, the salt being dissolved in warm water. Three pounds of ground rice worked up to a thin paste in boiling water. One-half pound powdered Spanish whiting. One pound clear glue. These two dissolved in hot water. Mix all together and let stand for several days. Use hot with a brush.

We have heard paint experts say that any good paint may be made more resistant to fire (not absolutely fireproof) by

adding one pound of boracic acid to each gallon of paint. This acid comes in the form of a powder or flaky material, and, when subjected to heat, fuses and prevents air from getting at the wood by forming a sort of glassy coating over the wood. You can readily see that this prevents the necessary oxygen from being supplied in order to carry out the combustion or burning of the wood. One objection to this method of fireproofing is the point already mentioned above in connection with solubility of the fireproof agent in water. The boracic acid is soluble in water and after a time is washed away by rain in spite of the protection offered by the varnish and oil in the paint. On account of this feature, surfaces protected by a paint of this nature should receive frequent attention.

EDITOR.

### Barn Framers

To the Editor:

Stewartsville, Ind.

I am sending you a kodak picture of myself and men who are now at work on a large self-supporting barn near this place. All of us read the AMERICAN CARPENTER AND BUILDER



except the little one on the end—and he will too, in time. My picture is marked with an x on the shirt sleeve, and the one on my right is the man we are building the barn for.

CHAS. N. AMICK.

### To Build Stave Silo


To the Editor:

New Dundee, Ont.

I noticed in your September issue that Mr. John T. Kramer wants some information about setting up stave silos. I have set up quite a few, and the way I go to work is this way: First, I set up and plumb one plank or else the piece where the iron hoops go through. After this is stayed both ways, we set up the second plank opposite the first one, stay same temporarily and then fasten two hoops to same by means of iron staples—the bottom hoop and the center one. When this is done, I start setting up my plank, at first plank erected, one man at bottom and another man on top of planks. The planks are all toed together at top with 3 inch nails at the same time fastening them to the two hoops by means of staples.

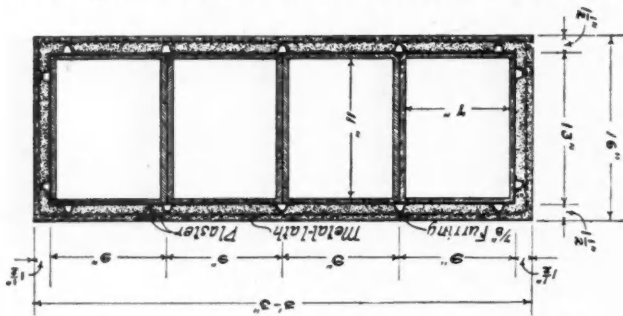
The staples should not be driven in so tight but that the hoop can slide in the staple when the silo is drawn together. When I have all the plank in I start to put in the rest of the hoops, drawing them tight together. This way two men can set up a silo 30 feet high in one day, providing the plank are in one length. If two lengths have to be used another man is handy to cut the ends of the planks square where the splice is made. The joints should be broken about 4 feet or not less than 2 feet, planks being all one width and slightly beveled, which can be done in the mills. The openings may be made by cutting two planks. An opening every 5 feet should be sufficient. The plank should be cut bevel towards the inside of silo. The same pieces can be used again to close the opening when silo is filled.

CHAS. H. BECKMAN.



**New Idea for Concrete Chimney**

Builders are continually asking for some good way to build concrete chimneys. Here is a method extremely simple—that does not have the fault of letting the flue gases come into contact with the cement. The chimneys are constructed of terra cotta flue lining and may be of any size or dimensions required for satisfactory draft. Flue lining is laid in neat cement mortar and then covered with metal lath furred out with metal furring. This furring is held in place by means of wires wrapped around the terra cotta flue lining. To the lath is applied a heavy coat of cement mortar made in pro-




**Chimney of Flue Lining and Cement Plaster on Metal Lath**

portion of one part cement, one-half lime and five parts sand.

This is shoved well through the lath and made to fill up the space between flue lining and lath, giving two or three coats, depending on the thickness of chimney wall desired. A very satisfactory and economical thickness from inside of terra cotta to outside of cement is 2 1/2 inches.

**Symbols Used in Drafting**

The mechanical draftsman has certain ways of inking in his drawings in black and white so that, to the initiated, the different materials to be used in the construction are as



plainly indicated as though their names were lettered in on the drawing wherever they appear. The more common of these symbols, as used in mechanical work, are shown herewith. In architectural drafting a much simpler system is used.

Instead of cross-hatching or section lining the sections, they are sometimes colored with colored ink, certain colors representing a certain material, so that the sectional view not only shows the form, but also the material of which it is constructed.

The colors chiefly used to represent the various materials are:

- Earth ..... Burnt Umber
- Concrete ..... Sepia, with black dots
- Stone ..... Pale Sepia
- Brick ..... Light Burnt Sienna
- Wood ..... Raw Sienna
- Cast Iron..... Neutral tint with Prussian Blue
- Wrought Iron..... Indigo
- Steel ..... Prussian Blue
- Lead ..... Neutral tint tinged with Indigo
- Brass ..... Chrome Yellow
- Copper ..... Chrome Yellow tinged with Burnt Sienna
- Slate ..... Indigo tinged with Lake
- Plaster ..... Pale neutral tint
- Glass ..... Light Green

Blue prints are, however, used to such an extent that colored sections are but seldom used outside of exhibition drawings. We would strongly advise the student to color some sections as practice. When neatly done they show up very well and you will be proud of a good job, so try your hand at it. Practice makes perfect.

**To Test "All-Wool" Cloth**

Here is a simple method of finding out if the cloth the tailor offers you is really all-wool, as claimed. Take home a sample of the piece and boil it up for a short time with a solution of caustic potash, (KOH). A small stick of this costs only a few cents at the drug store. The caustic will dissolve out all the wool; and if any part of the cloth remains you may be sure it is cotton. In this way the home chemist is safe from the tricky tailor.

**New Marking Gauge With Sawtooth Wheel**

The Nicholls Manufacturing Company, Ottumwa, Iowa, are placing on the market a new improved roller marking and mortise gauge called the "Nicholls No. 17 Sawtooth."

This gauge is made entirely of metal, polished steel or nickel plated, double-faced head and has a sawtooth wheel at end of both bars in place of a pin or straight roll. This makes a gauge which will not run out with the grain of wood. The tracing wheel runs true with edge of board, regardless of knots or cross-grain wood.

This is claimed to be the only gauge on the market which will mark true at all times.

Another feature is, the line made by a pin is very hard to see on some kinds of wood, but with this true gauge the marks made are like punch marks, and reflect the light from all sides.

It is also made so that one rod slips inside of a hollow tube, making the same appearance as a single gauge; and, by slipping the inner rod out, you have a perfect single marking

gauge. Both rods are graduated. Very near the end of the outside rod they have placed a steel point pin to admit of being used close up into a rabbet or corner.

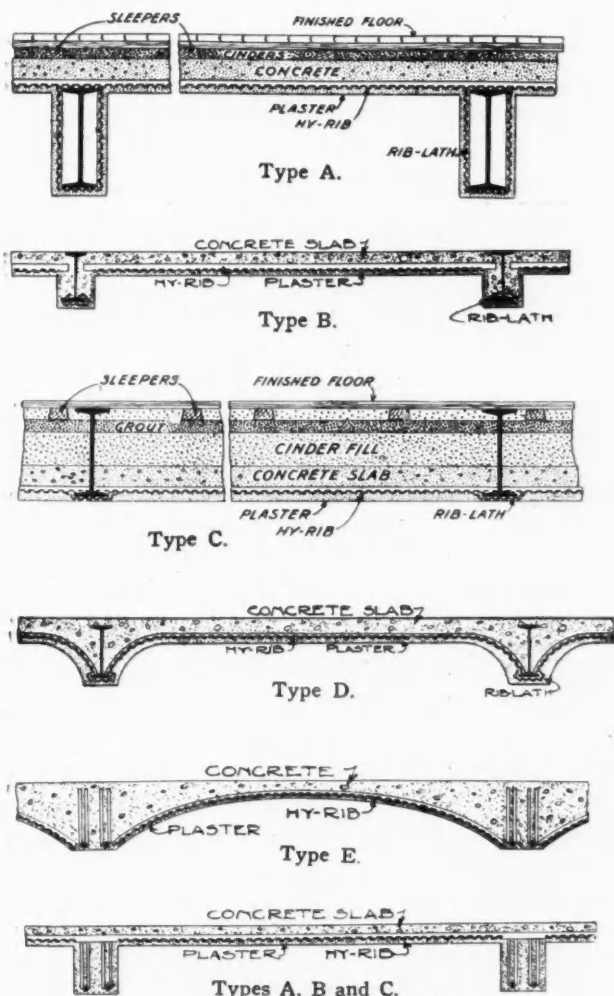
This gauge will last a life-time and every carpenter should have one.

### Six Concrete Floors—No Centering

Practical builders know that the centering is the expensive and troublesome part of ordinary concrete floor construction, whether straight or curved. The drawings herewith show six types of concrete floors that require no centering. The concrete mixture is deposited on "Hy-Rib," the steel lath surface of the Trussed Concrete Steel Co. (Detroit), which is stiffened with rigid high ribs, making the single sheet of steel a complete unit of lath and supporting studs.

In type "A" the "Hy-Rib" sheets are laid on top of steel beam, the concrete poured in, and under surface plastered—no centering is used. Solid concrete or hollow tile may be substituted for fireproofing of steel beam. In the next, type "B," the finished concrete slab is flush with top of steel beam, giving greater head room below beams. The sheets are supported on the sides of beam boxes used as centering for the steel beam fireproofing, no other centering being necessary.

A flat ceiling is secured by constructing the "Hy-Rib" slab on the lower flange of steel I-beam. A light cinder fill over



the slab brings the finished floor flush with top of steel beam as shown in figure, type "C."

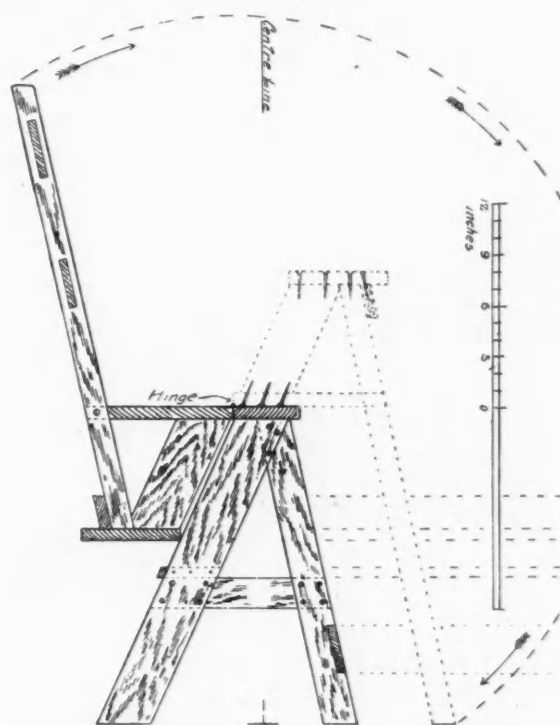
In type "D" the ends of the sheets are curved (bending done at the factory) and rest on lower flange of beams.

This provides the fireproofing of steel beams without the use of any centering. With reinforced concrete beams the sides of the beam boxes are done away with as the ends of the "Hy-Rib" rest on the bottom board as in type "E." Concrete is poured in above and plaster applied to the lower surface. No centering is necessary.

With reinforced concrete beams for types "A," "B" and "C" the "Hy-Rib" sheets are supported on the sides of the beam boxes used for centering the concrete beams, no other centering being necessary. If "Hy-Rib" extends over concrete beams, punch out the lathing between the ribs to permit filling of the beam.

### How to Make Chair Steps

The chair steps here illustrated form a most useful article for any household, and have the additional advantage that they can be cheaply and easily constructed. The timber, which may be of good clean spruce, can be purchased for a small amount at any local timber yard.



Back of Chair "Flops Over" to Make Step Ladder

For the amateur worker we advise the making of the step portion first, and when this is completed he should mark out and make the seat portion; he will thus run little or no risk of going astray. The joints used are of the simplest character and include the mortise and tenon, the half lap and the housing joint, which are secured in their respective positions by the use of the screw. The illustration is shown with graphic scale, and the sizes may thus be easily obtained without a cutting list. For those who care to go to a little higher price, we suggest using clean, straight-grained birch for this piece. The sketches are self-explanatory, and detail directions are therefore unnecessary.

### "The Mechanics' Handy List"

The Peck, Stow & Wilcox Company's Guaranteed Hand Tools for carpenters include a large number of guaranteed braces, chisels, drawing-knives, auger bits, hatchets, squares, callipers and many other items. All of their carpenters' tools are high-grade in material and workmanship. In addition to the carpenters' tools, they also make several other large lines of hand tools for machinists, electricians, tin-



smiths, etc. All these tools are thoroughly inspected and tested and guaranteed. Each one is branded with the registered hand-tool trade-mark of The Peck, Stow & Wilcox Company, as they are firm believers in standing back of their goods, in order that every man who buys one of their tools may know where it was made, and may see the mark of the maker on it.

In addition to extensive advertising in trade journals, the Peck, Stow & Wilcox Company have made their tools known to many thousands of practical tool users, by the publication of an interesting little book, "The Mechanics' Handy List."

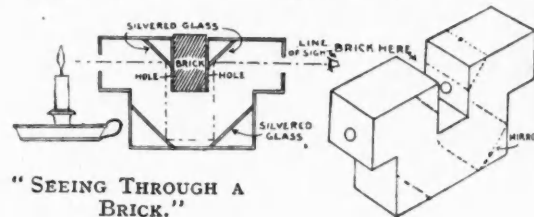
While this book is a very convenient and practical catalog, listing over 200 tools for carpenters, machinists, electricians, tinsmiths, etc., it also contains much valuable information for handy reference. At various points, paragraphs are introduced giving helpful suggestions as to the proper use and care of different types of tools, and the book also contains over 30 pages of handy reference tables, statistics and other matter of general information. The Handy List is a very convenient size, so that the user can slip it into his pocket, or find a convenient place for it in his tool chest. The Peck, Stow & Wilcox Company will be glad to send a copy of this book free to anyone interested.

### "Seeing Through a Brick"

This is a very old trick device which seems to have a recurring interest. The trick is quite mystifying to those who are not "next"; and the box or apparatus for doing it is very simple.

It is known that the angle of incidence is equal to the angle of reflection, and it is upon this law that the puzzle is based. A box is made of thin pine. In the corners small pieces of looking glass are fixed exactly at 45 degrees to

the sides. The trick worked in the following manner:— The brick is lifted out of the recess and some one is asked to look through the holes first at one end of the box and then at the other, and they see the lighted candle through the holes. The brick is then placed in position, and it should fit as tightly as possible so as to prevent any light from getting



"SEEING THROUGH A BRICK."

SECTION OF BOX.

PERSPECTIVE SKETCH.

in at the sides. The sides of the box may be lined with thick velvet, so that the pile on the velvet will fit snug up to the sides of the brick and exclude the light. The lighted candle is now placed at the end of the box; the person applies his eye to the hole at the end and he will see the lighted candle at the other end. What really happens is that he sees round the brick. The inside of the box should be dead black so as not to reflect the light.

### Importance of Surfaced Floors

The importance of nicely surfaced floors and their general effect upon the finest buildings has been largely underestimated by many contractors in the past, owing to the fact that they were not acquainted with the latest and most economical method for obtaining these results for finishing, but relied upon hand labor for scraping the floors which was tedious and an expensive process. (Continued on page 68.)



*It stays and pays*

That Briefly Describes the  
**Kawneer System**  
of Store Fronts

It is a complete store front construction from side-walk to "I" beam—not merely a corner and division bar, but complete.

All plate and prism glass is set in sash No. 30 which properly protects the edges and regulates the ventilation and drainage. It thoroughly ventilates in Winter and is absolutely dust-tight in Summer. That is but one feature found *only* in the Kawneer System.

No wood exposed and only solid copper, brass, bronze and aluminum used—that means absolute permanency with no repair or painting expense. It lasts as long as the building itself.

Kawneer material is easily adapted to your original designs of store fronts and adds materially to the efficiency as well as the general attractiveness. Kawneer standard or special cold rolled and drawn mouldings will be of great value to you in carrying out the lines and ideas you have designed

Branch offices in 28 of the larger cities in the United States and Canada.

**Kawneer Mfg. Company**

Factory and General Offices  
**Niles, Michigan**

Your client will appreciate a store front construction that will "bring home" returns on his investment.

For a plain description of the Kawneer System send for Booklet No. 2.

# He Saved \$800<sup>00</sup> On This Bungalow!

**Dr. Whitehurst, of Texas, Tells of Big Saving in Building Cost By Use of Gordon-Van Tine Materials and Service**

## Here's His Letter

Peniel, Texas, May 7, 1910.

Gordon-Van Tine Co., Davenport, Iowa.

Gents: Enclosed are photos of our new house, in which we used your millwork, including White Pine Siding, Maple Flooring and Bishopric Mastic Wall Board. It is almost a Gordon-Van Tine house.

I have the swellest bungalow I think I ever saw now and saved about \$800.00 in the building of it.

I received your check for \$25.70 some time back, covering an overcharge in freight.

Please accept my thanks for your honest treatment.

These hardwood veneered doors, thick maple floors and Queen Anne windows are the talk of the town.

Respectfully,

*D. Whitehurst M.D.*




Front View of Dr. Whitehurst's Bungalow

Isn't This Good Evidence of Dr. Whitehurst's Satisfaction?



Interior View of Dining Room

We Protect Our Customers' Interests in Every Possible Way



Side View of Bungalow

Further Evidence of Intense Satisfaction

## Over Half a Million Customers and Every One SATISFIED!

Over half a million home builders are buying their materials at bargain prices, direct from our great Millwork and Lumber Plant.

We carry a tremendous stock of building material—everything needed to build complete and beautiful homes of the most modern types, even to mantels and hardware. We guarantee quick shipment, no matter how large the order. Quality, Safe Delivery and Satisfaction Guaranteed or Money Refunded.

## Have You Written for Our Latest HOME-BUILDERS' CATALOG?

Solely through this wonderful Catalog of 5,000 Bargains in highest grade Millwork and Lumber we have built up a patronage extending from ocean to ocean. Everything offered at dealers' prices. Every item we sell is guaranteed up to the official grades of the Sash & Door Manufacturers' Associations.



### ESTIMATES FREE!

Send on your list of materials. We will be glad to furnish complete estimates. You incur no obligation by availing yourself of this service.

## At Last—A Plan Book That Keeps Cost Within Estimates!

The Gordon-Van Tine Plan Book shows over 50 designs of Houses, Cottages, Bungalows, etc., costing from \$600 to \$6,000, that have actually been built at the exact cost specified.

Doubtless you have sent for many of the Plan Books advertised for sale. Have you ever tried to put up a house at the prices stated in these books? The Gordon-Van Tine Plan Book wins out because it safeguards the builder! For a limited time we will send this splendid volume free on receipt of 10c to cover handling and postage.

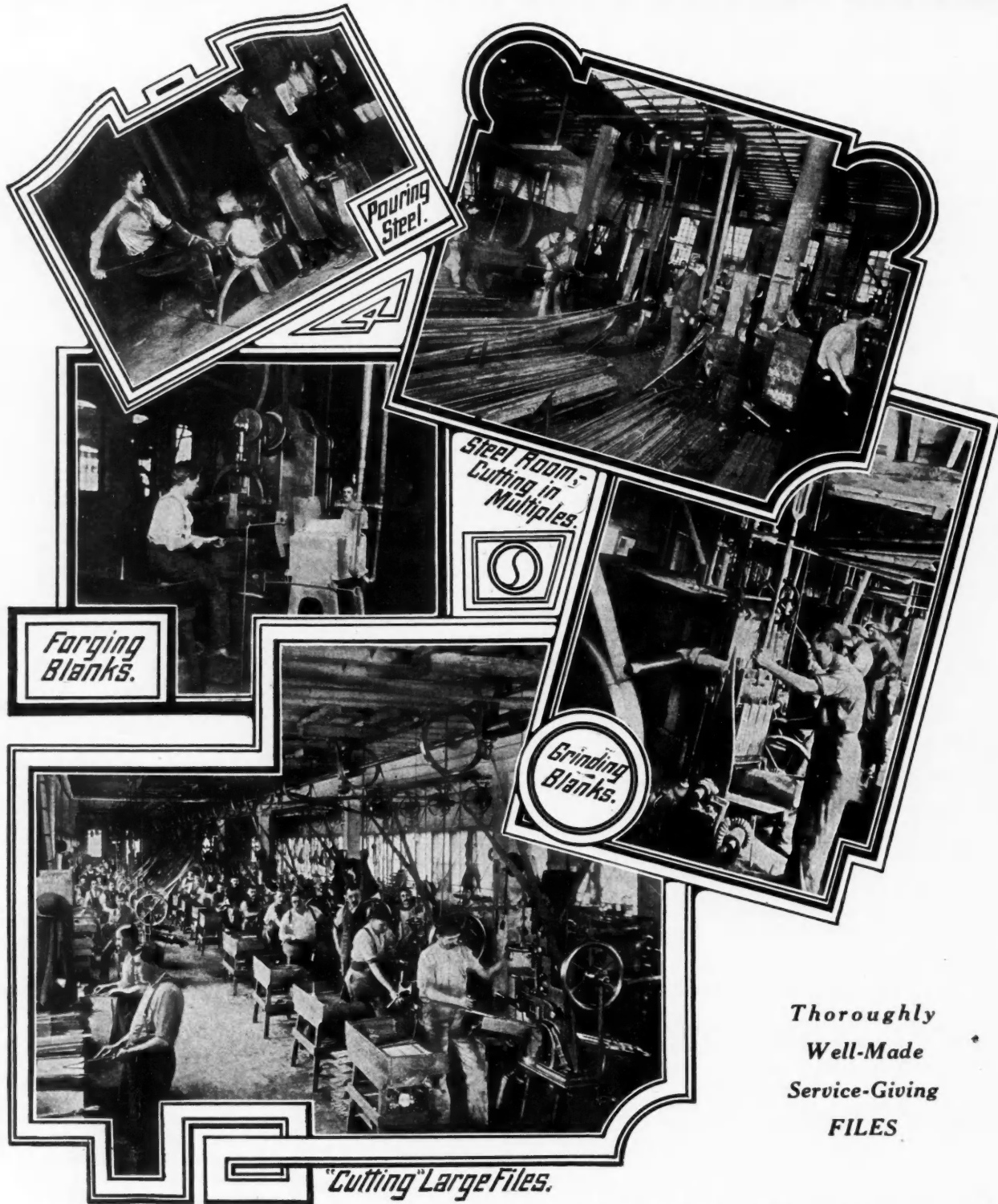
## Get Our FREE BOOKS and Save Big Money!

Our Grand Free Millwork and Lumber Catalogs will save an average of 50% on material, and our Plan Book will enable you to build with the positive assurance that the cost will not exceed the original estimate.

We offer to the Home-Builder a service that no other concern in America can duplicate. In justice to yourself, investigate the big advantages which we place at your disposal. All correspondence receives prompt, courteous and careful attention. Write us. (74)

**GORDON-VAN TINE CO., 546 Federal St., DAVENPORT, IOWA**

# The Making of **Disston Files**



*Thoroughly  
Well-Made  
Service-Giving  
FILES*

In the **DISSTON WORKS**, from the making of the Crucible Steel itself to the finished file, every operation is carefully performed and rigidly inspected.

We use 30,000 dozen **DISSTON FILES** annually in our Saw, Handle and Machine Shops. As a result of using them we know what a good file should do, and make the **DISSTON FILES** so they will **DO IT**.

## **HENRY DISSTON & SONS**

Incorporated

### **Keystone Saw, Tool, Steel and File Works**

**PHILADELPHIA, PA.**

Branches:  
Chicago, Cincinnati  
Boston, New Orleans  
Memphis

Branches:  
San Francisco, Seattle  
Portland, Spokane,  
Vancouver, Toronto

WHEN WRITING ADVERTISERS PLEASE MENTION THE AMERICAN CARPENTER AND BUILDER



# BISHOPRIC WALL BOARD AND SHEATHING

YOU DON'T HAVE TO WAIT for good building weather when you use Bishopric Wall Board. This substitute for lath and plaster is made of kiln-dried, dressed lath, **imbedded** in hot Asphalt Mastic under pressure of 500 pounds to the square inch, surfaced with sized cardboard and cut at the factory into 4x4 ft. sheets, of uniform thickness ( $\frac{3}{8}$  inch), which are easily and quickly nailed to studding, ready for immediate application of wall paper, paint, burlap or other decorations.

Applied  
Dry,  
Winter or  
Summer



It is applied dry; is guaranteed not to swell, shrink, warp, crack, flake or blister; is clean, sanitary and odorless; is proof against moisture, cold, heat, and vermin; saves fuel in winter and keeps out summer heat; also deadens sound. Is suitable for dwellings, factories, new partitions in old buildings, finishing attics, porches, laundries, cellar ceilings, garages, etc.

**Importance of Lath** The lath forms a perfect binder—a guarantee against warping or twisting out of shape. Furthermore, insures perfect adhesion when nailed to studding. Beware of cheap imitations. Bishopric Wall Board is protected by U. S. patents. Prosecution will follow infringement.

**PRICE AND SHIPMENT** From Nearest Point: **Crate of 16 sheets, covering 256 sq. ft. of surface, \$6.40 or \$2.50 per 100 sq. ft., f. o. b. New Orleans, La., Cincinnati, O., or Alma, Mich.**

## BISHOPRIC SHEATHING

Bishopric Sheathing is made of same materials as Wall Board, but finish is not necessarily so fine, and therefore costs less. It is of uniform thickness, insuring a perfectly even surface when applied. It is nailed to studs, with lath and asphalt side exposed. Over laths weatherboards are nailed or cement is applied.

Bishopric Sheathing makes a more solid and substantial wall than lumber. There are no gaping joints; no widening racks due to shrinkage; no knot holes. The Asphalt Mastic in Sheathing is a non-conductor; keeps the building cooler in summer and warmer in winter. Moisture cannot penetrate it; is proof against vermin. The pests cannot bore through the tough, gummy Asphalt Mastic. In applying weather boards over the laths, dead air spaces are left between the laths, forming splendid insulation. Bishopric Sheathing does away with the expense of building paper and cost of its application. One wagon load of sheathing covers an area from six to ten times as great as one load of lumber—a tremendous saving in hauling. The cost of applying ordinary wood sheathing is from \$5 to \$10 per 1000 feet, whereas the cost of applying Bishopric Sheathing is but \$2.50 per 1000 feet—**A saving of about 75%.** Furthermore, 1,000 square feet of wood sheathing covers but 750 feet of surface, 20% less being due to tongue and groove. In applying Bishopric Sheathing one man drives a few nails in each sheet; a common laborer or boy can finish the nailing. As soon as the building is closed in with Bishopric Sheathing, the men may work in comfort on the inside during bad weather, finishing the outside on suitable days. This insures continuous work without loss of time.

Bishopric Sheathing 1000 square feet covers 1000 feet of space. In applying ordinary lumber, heavier scaffolding, more tools and greater scaffold floor-space are required. In applying Bishopric Sheathing one man drives a few nails in each sheet; a common laborer or boy can finish the nailing. As soon as the building is closed in with Bishopric Sheathing, the men may work in comfort on the inside during bad weather, finishing the outside on suitable days. This insures continuous work without loss of time.



Bishopric Sheathing is used with splendid results under flooring and roofing boards. Under floors it serves as a sound deadener and keeps out dampness; under the shingles it keeps out summer heat.

Illustration to right shows Bishopric Sheathing nailed to outside of studding and exposed lath and Asphalt Mastic coated with cement. The artist has indicated with arrow exposed lath. This form of cement construction is most durable as well as economical; is fire-proof, moisture-proof, wind proof as well as proof against heat and cold. The cement firmly adheres to the laths, making a solid, smooth exterior. Spaces between parts of laths not fully imbedded in Asphalt Mastic form an excellent key for firmly holding the cement. For factory or residence this form of cement or stucco construction is the cheapest and best known.

**PRICE AND SHIPMENT:** **Crate of 16 sheets, covering 256 sq. ft. of surface, \$5.22, or \$2 per square of 100 sq. ft., f. o. b. New Orleans, La., Cincinnati, Ohio, or Alma, Mich. We ship from nearest point.**

Write for descriptive booklet and samples of Bishopric Wall Board, Sheathing and Roofing—**ALL SENT FREE.**

**The Mastic Wall Board & Roofing Mfg. Co., 24 E. Third St., Cincinnati, O.,**





# BEAVER BOARD

BEAVER BOARD Walls and Ceilings offer a big opportunity for steady work all the year round and increased reputations to good carpenters who know what can be done with them and how to put them up right.

They take the place of lath, plaster and wall-paper in every type of new or remodeled building. They resist heat, cold, sound, shock, strain or vibration; cost less than lumber or lath and plaster; do not crack, chip or deteriorate; are easily put up by following our explicit instructions.

Sold by lumber, builders' supply, hardware, paint, and wall-paper dealers and decorators. If your dealer doesn't handle, we shall be glad to see you are supplied.

Write today for free booklet and our special suggestions to carpenters.

**The BEAVER COMPANY of BUFFALO**

In U. S. address 218 Beaver Road, Buffalo, N. Y.  
In Canada, address 168 Beaver Triangle, Ottawa, Can.

## Trinidad Lake Asphalt

is the perfect waterproofer for every building purpose. It is especially valuable for roofs—where the hard test comes.

## Genasco Ready Roofing

is made of Trinidad Lake asphalt and stands the test of sun, air, rain, heat, cold, alkalis and acids. It does not crack or break. Genasco has the life that lasts. Proven by over thirty years' use of natural asphalt.

**The Kant-leak Kleet** is the greatest help yet in applying roofing. Makes seams positively watertight without cement. Saves time. Enhances beauty of the roof. Supplied with Genasco when ordered.

Ask your dealer for Genasco Gold Medal (highest award) Seattle, 1909. Mineral or smooth surface. Look for the hemisphere trade mark on the roll. Refuse substitutes of similar looks. Write for samples and Good Roof Guide Book.

THE BARBER ASPHALT PAVING COMPANY

Largest producers of asphalt, and largest manufacturers of ready roofing in the world

PHILADELPHIA

New York San Francisco Chicago



Cross-section, Genasco Smooth-surface Roofing

Trinidad Lake Asphalt  
Asphalt-saturated Wool Felt  
Trinidad Lake Asphalt

In nearly all the principal towns and cities throughout the country, this work has been done for years by machinery designed and built by the American Floor Surfacing Machine Co., Toledo, Ohio, who are not only the pioneers in this field, but whose machines, so it is claimed, have never been approached either in efficiency or quality of work turned out by any other method.



The inventor of the machine was originally a contractor, and being a mechanic, knew the need of a machine that would produce work in paying quantities by lessening the cost of the operation. He also saw the need of a machine that would be adapted for use on all kinds of new wood floors but would also be able to save the cost of new floors by resurfacing old ones, making them as bright, level and smooth and sanitary as a new floor.


The American Floor Surfacing Machine Co. build their machines entirely in their own factory and not only sell the machines strictly on their merits, but fully guarantee the quality of work that the machine turns out.

Every contractor should communicate with the American Floor Surfacing Machine Company for their free booklet, "Surfacing Floors as a Business."

### Holding Screws for Wood Miter Box

The patent miter boxes have various holding devices to gauge and steady the work, that are found very useful, especially for fine work, such as picture framing. Here is such an arrangement for the ordinary wood miter box:

The thumb-screws are fitted to the box as shown in the illustration, and are a great help, as they hold the moulding securely while sawing, thus relieving the hand entirely. If a piece of parallel soft wood, about 1/2 in. thick, is placed



Thumb Screws Hold Moulding

under the moulding, as shown, it prevents the bottom of the box from being marked with the saw; and if the long thumb-screws are put in at a slight angle, as shown, they will tend to press the moulding down securely and flat.

### Reduction in Price of Woodworkers


An important step towards getting universal woodworkers into more general use among carpenters, builders and small contractors has been taken by the Sidney Tool Co., of Sidney, Ohio, who are offering for 60 days a complete universal woodworker at a 50 per cent reduction from the regular price. This is done for the purpose of familiarizing the trade with the advantages which such a machine offers.

# THE MILKS POCKET MITER BOX

(UNION MADE)

PRICE

## One Dollar



Why use the old fashioned clumsy miter box when you can do the same work and get better results for 1-20 of the cost? **You can cut miters on scaffold and ladders without getting down**, and your miter box will not be in your way before or afterwards, as you can carry it in your pocket or apron when not in use.

## THREE TOOLS IN ONE

A MITER BOX



Weights but 7 Ounces


This handy little tool has the endorsement of all practical carpenters who are using it.

A BEVEL SQUARE



SHOWING MILKS POCKET MITER BOX CARRIED IN APRON

A TRY SQUARE



Made of Aluminum

### WHAT THE CARPENTERS UNION THINKS OF THE TOOLS MANUFACTURED BY THE PARSONS MFG. CO.

At a regular meeting of Local No. 1022 U. B. of C. and J. of A., held August 11, 1910, the following resolution was unanimously adopted.

Resolved, we the members of Local No. 1022, United Brotherhood of Carpenters and Joiners of America, endorse and recommend the tools manufactured by the Parsons Manufacturing Co., to all fellow workmen and brothers.

J. E. WALSER, President  
GEO. L. NORWOOD, Secretary

Ask your dealer for the

### MILKS POCKET MITER BOX

or we will send one postpaid on receipt of price—\$1.00, if you will mention seeing this advertisement in American Carpenter and Builder.

### PARSONS MANUFACTURING CO.

1800 Washington Ave.

PARSONS, KANSAS



USING MILKS POCKET MITER BOX AS A BEVEL SQUARE



Carpenters, practically without exception, are fully alive to the economy of doing their own machine work as the planing mill bills are the bugbear of their existence. But the cost of woodworking machines has been prohibitive as, notwithstanding the bare cost of machines there has been the cost of installation, the cost of shafting or motors, and the large amount of floor space required. And as only one machine could be operated at one time, unless the carpenter had enough business to keep several machinists employed, it seemed too big an investment for a small contractor to make.

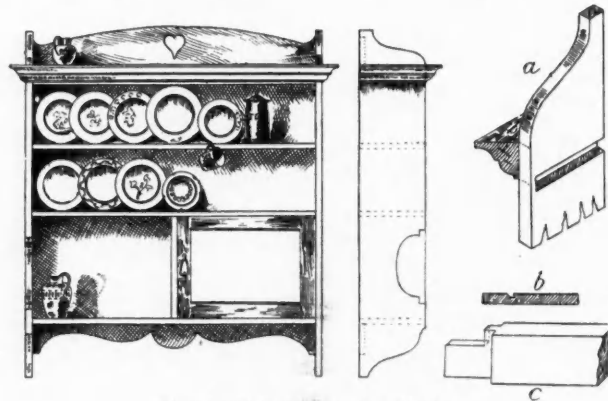
With the "Famous" Junior all this is changed. For the small price is obtained eight machines, all combined on one base, requiring just one motor or pulley, and the minimum of floor space. The machine can be changed to do either one of the eight different kinds of work at will, and is so simple in construction that any machinist can operate it. The cost of the complete woodworker can be saved in a short time while the saving in time and the added convenience are important items to be considered.

The low price is only for sixty days longer so our readers are invited to read the advertisement in this issue and to send to the manufacturers for full particulars.

### Kitchen Cabinet Easily Made

The illustration shows a hanging rack or set of shelves with cabinet compartment, all very easily made, yet a great convenience in the kitchen. It should be made of clean white or yellow pine, and finished by painting or enamel. The ends and shelves should be  $\frac{7}{8}$  inch thick and the shaping at the top and bottom should be  $\frac{7}{8}$  inch thick. These shapings are fitted tightly between the ends and secured in their position by nailing. The left hand end of the rack is shaped out as shown in the end view; this gives it a lighter and

more graceful effect. A construction sketch shows the method of trenching the ends, so as to receive the shelves. We also show the way to miter the cornice moulding around the top; this may be glued and screwed in position. The other sketch shows a haunched mortise, and the door frame for



Simple Wall Cabinet for Kitchen

the closed compartment is made by using this joint. The rails for the door framing should be  $2\frac{1}{4}$  inches wide and  $\frac{7}{8}$  inch thick, and the panel may be of thin wood. For the average requirements we should suggest a width of 4 feet. The height will be in proportion to the plates, etc., which it will have to hold. Grooves should be worked in each shelf about 3 inches from the back edge so as to engage the edge of the plates and prevent their slipping.

### Book Review

A new book of notable interest to those concerned with manual training work and of much value to beginners in

## IN USE OVER 15 YEARS

Illustration shows photograph of an indurated fibre seat sent us by Mr. M. B. Crawford, Oswego, N. Y., which has been in service for *more than 15 years*. Except for the varnish being a little worn in places and a few scratches, it is exactly as good as new.

Many of these seats have been in use several years longer than the above without showing signs of deterioration.

The process of manufacturing J-M SANITOR SEATS AND TANKS to-day is such a vast improvement over that used when the above seats were manufactured, that if they will last even 15 years



## J-M Sanitor Seats and Tanks

will last longer than the building in which they are installed with ordinary usage.

J-M SANITOR SEATS AND TANKS are molded in one piece under heavy hydraulic pressure. Have no joints to come apart. Will not crack, split or warp.

Tanks cannot swell, shrink or warp, and throw fittings out of adjustment.

Finished so naturally in mahogany and oak that you cannot tell them from wood. Also furnished in white enamel.

Write nearest branch for Booklet--or simply write your name and address on margin of this advertisement and mail it to us.

## H. W. JOHNS-MANVILLE CO.

Manufacturers of Asbestos  
and Magnesia Products

ASBESTOS

Asbestos Roofings, Packings,  
Electrical Supplies, Etc.

Baltimore  
Boston  
Buffalo  
Chicago

Cleveland  
Dallas  
Detroit  
Kansas City

London  
Los Angeles  
Milwaukee  
Minneapolis

New Orleans  
New York  
Philadelphia  
Pittsburg

San Francisco  
Seattle  
St. Louis

Toronto, Ont.

For Canada:—THE CANADIAN H. W. JOHNS-MANVILLE CO., LIMITED.  
Montreal, Que. Winnipeq, Man.

1008  
Vancouver, B. C.

## Carpenters and Builders Generally

whose business will justify the installation of a few woodworking machines, will do well to write us for our *plan*, showing the arrangement of a small shop of this character. We have a special department for the sole purpose of keeping our machines in this class up-to-date.





---

HANDY and  
INEXPENSIVE  
TOOLS

—FOR—

CARPENTERS  
BUILDERS and  
CONTRACTORS

---



## TWO BRAND NEW MORTISERS

ONE VERTICAL

ONE HORIZONTAL

Every carpenter or builder whose shop is equipped with power should not be without one of these new mortisers. With very little power they will do first-class work in all kinds of wood—mortising 3 inches thick; or by reversing stock 6 inches.

Special merit is claimed for these machines because of the ease and quickness in adjusting the table to and from the chisel by foot treadle and raising and lowering it by crank.

In order to insure a perfectly smooth mortise, we have given special attention to the construction of the frame—making it very rigid.

*You are invited to write for large illustrated circular.*

### J. A. FAY & EGAN CO.,

545-565 W. Front St.

:::

CINCINNATI, OHIO.

# You Can Now Verify This Touring Car Value With Your Own Eyes

The contractor has never been able to buy, before, a four cylinder, four passenger touring car with 110-inch wheel base for \$900.

Up to the present time there's been no such car in the market. But you can buy one now.

The contractor has never been able to buy before a 20 horse power touring car good for 40 miles an hour with sliding gear transmission for \$900. But you can buy one now.

The contractor has never been able to buy a car, at any price before, which the maker would guarantee beyond a year. But you can buy one now.

The contractor has never been able to buy a car in which the maker would make good any defect two, three, four, five or six years, after you got it. But you can buy one now.

The contractor has never been able to buy a car like this which would cost you only 20c to 25c a day to keep. But you can buy one now.

Deliveries of this \$900 Hupmobile Touring Car are being made, as this advertisement appears, to all parts of America.

When you go to your own dealer in your own town, you will find yourself in immediate and enthusiastic agreement with the claim we made in our initial announcement: — "Never before such a car at such a price; with such a guarantee."

## The Car

A 110-inch wheelbase, four cylinder, four passenger Touring Car, with 30x3 inch front tires and 31x3½ inch rear tires and a speed capacity of 40 to 45 miles an hour; 20 h. p.; sliding gear transmission; multiple disc clutch; Bosch magneto; offset crank shaft. Upholstered in No. 1 machine buffed leather, tufted.

## THE GUARANTEE

This guarantee is explicit, unqualified and binding. It covers the entire life of the car, no matter how many different people may own the car. It means that during the life of the car, the Hupp Motor Car Company guarantees the car, in all its parts, and the accessories against defect of material or workmanship.

The guarantee reads:

The Hupp Motor Car Company guarantees the Hupmobile from defects in material or workmanship, *during the life of the car*, and will replace, free of charge, any such defective material when returned to its factory for inspection, transportation prepaid. This guarantee does not cover tires.

Hupp Motor Car Company

*R. B. Hupp*

General Manager.

## The Price


# \$900

F. O. B. Detroit with three oil lamps, two gas lamps, piping and gas generator, shock absorbers on front springs, horn and tools.

# Hupmobile

GUARANTEED FOR LIFE





### The new \$900, 4 passenger, 4 cylinder, 20 H. P. Hupmobile Touring Car


## Back of this New Hupmobile Thousands of other Hupmobiles; and not a Second-Hand Hupp in all America

This Hupmobile Touring Car, with 110 inch wheelbase, is the result of the success of the thousands of Hupmobile Runabouts running in every State and Territory in the Union.

The new "square-deal," life-long guarantee is the outgrowth of the experience which the Hupp Company has had with these owners. The Hupmobiles, in material and construction, are \$5,000 cars on a smaller scale. They have gone everywhere and done everything. They have crossed the deserts of Arizona. They have traveled from Detroit to New York in last winter's snow storms that stalled the railroads. They have traversed roads that no automobile ever traveled before. They have climbed mountains that no automobile ever climbed before.

The new \$900 Hupmobile Touring Car is bigger, and, if such a thing is possible, even stouter, stancher and stronger than the Hupmobile Runabout. That explains the "square deal" guarantee. The Hupp Motor Car Company is willing to stand back of the car because it knows it is right.

**Hupmobile Runabout** \$750 F. O. B. Detroit, including 3 oil lamps, tools and horn. Top, gas lamps, tank or generator, trunk rack and speedometer extra.



If you want any further assurance of the value of this wonderful new Hupmobile than is given by the sweeping guarantee, which covers its entire lifetime, a word or two about the Hupmobile Runabout will not be out of place.

The other day a Hupmobile in California fell over a cliff 500 feet high. It cost the owner just \$45 to put it back in perfect condition. There is not a crippled Hupmobile in America, unless it has been crushed in some accident.

There is not even a second-hand Hupmobile. Year old Hupmobiles command pretty nearly full list price. Every "Hupp" that started going three seasons ago is still going.

Hupmobiles, because of their readiness, are probably kept more continuously in commission than any other make of car—yet their repair expense is ridiculously low and a discontented Hupmobile owner is as rare as a white blackbird.

The average cost of upkeep to the Hupmobile owner who keeps his car at home is 20 to 25 cents a day.

Now, recapitulate all the advantages offered above, and see if you don't agree with us that there was "never before such a car at such a price, with such a guarantee."

Then confirm this conviction with a personal examination of the car by a visit to your dealer.

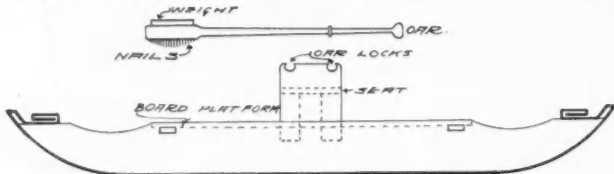
**Hupp Motor Car Company, DETROIT, MICH.** Desk 32,

*Licensed under Selden patent.*

cabinet making, has just been issued by the Manual Arts Press, Peoria, Ill. It is entitled "Handwork in Wood," and is by Wm. Noyes, M. A., of the Department of Industrial Arts, Columbia University. It is intended primarily as a handbook for teachers and a text-book for manual training students. It is a comprehensive and scholarly treatise, covering logging, saw-milling, seasoning and measuring, hand tools, wood fastenings, equipment and care of the shop, the common joints, type of wood structures, principles of joinery and wood finishing. 304 illustrations—excellent pen drawings by Anna Gausmann Noyes, and many photographs.

**Ice Rowing Boat**

Among the many curious ice craft designed last winter the most curious was probably an ice rowboat, the invention of a Detroit man. It rides upon one long runner of graceful design, and is propelled over the ice at a rapid speed by means of a pair of oar-like sweeps, the ends of which are provided



Side View of Ice Boat With Oar


with sharp steel points that engage with the ice. The bottom of the runner is shod with steel. On the center rests an oblong platform and above each end of this a seat is provided. Very little energy is required to send the craft forward or backward at a great speed. When starting back over the course the rower changes his seat and faces the other way.

**Horizontal Hollow Chisel Mortiser.**

The J. A. Fay and Egan Company are offering a valuable and useful machine for light woodworking shops, their No. 270 Horizontal Hollow Chisel Mortiser.

This is designed for a light and medium variety of mortising in sash, door and blind plants, cabinet factories, etc. It will be found a very useful and handy addition to any factory and a splendid tool for the purpose.

As to capacity, it works material 6 by 6 feet. Its greatest depth of mortise is 3 inches and by reversing stock, 6 inches can be mortised. Chisels may be used from 1/4 to 3/4 inch square.




The frame is a very rigid casting, being moulded in one piece and having broad floor base.

The table is 6 inches wide and 36 inches long, and is moved by foot treadle. It is raised and lowered by crank. It is provided with an adjustable fence.

The chisel mandrel is made of crucible steel and runs in long, self-oiling bearings.

The countershaft has tight and loose pulleys, 10 by 4 1/2 inches, and should make 900 revolution per minute. The



**CORTRIGHT**

**SELLING TALK No. 7**

**WHICH?**

The only excuse that ever existed for using slate was that it was better than wood. That was 24 years ago. Before Cortright Metal Shingles were born. Since that time there has been no excuse. Slate can never be laid perfectly tight. A slate roof weighs 8 times as much as a Cortright Roof. Only an experienced expert can lay slate. If you use slate to protect the building you'll need something to protect the slate—for the first thing that strikes it cracks your roof, starts a leak;—a chimney brick falls for instance, or a youngster tries his aim.

This is one of a series of Selling Talks published to help you make more profit through Cortright Metal Shingles. Next month's talk will be about their sidelock.

Just send us your name right now while you're thinking of it.

**CORTRIGHT METAL ROOFING COMPANY**  
PHILADELPHIA and CHICAGO

A slater goes up to make the repair and his weight cracks some more slate. Find us one of these disadvantages in Cortright Metal Shingles.

We've assembled lots of valuable information (with actual photographs) as to the relative values of different forms of roofing, in our two free books.

If you are not dead sure just what is the best roofing material in which to invest your money, these two books will tell you lots about all kinds.

**Cortright Metal Roofing Company, Philadelphia, Pa.**

Gentlemen: You may send me the two free books, offered by you in the November issue of American Carpenter and Builder.

**COUPON**

Name.....  
Street Address.....  
City.....  
Business.....

**T**HE MARK of the MAKER on P. S. & W. CHISELS is like the endorsement on the back of a note. It guarantees excellence, because it stands for definite concrete facts.

It stands for a special quality of tool steel, tempered and hardened by a special process. It stands for longer and deeper sockets than other makes, accurately rounded to fit the handles. It stands not only for the most complete line on the market but for the one that is absolutely first in quality and finish.

### A Large Line of Carpenters' Tools

Our Guaranteed Hand Tools for Carpenters include the SAMSON BRACE with Ball-bearing Chuck—known to mechanics everywhere as the "Big Chuck Brace."

Also, many other Braces, Auger Bits, Chisels, Gouges, Drawing Knives, Squares, Calipers, Hammers, Hatchets, etc. Look for the trade-mark on every tool you buy.

#### A Handy Book for All Tool Users

Write today for our "Mechanics Handy List." It contains many pages of valuable shop-information and a catalog of over 200 Tools for Carpenters, Machinists, Electricians and Tinsmiths.

### The Peck, Stow & Wilcox Co.

MANUF'RS of the Largest Line of Mechanics' Hand Tools Offered by Any Maker

Address Correspondence, 22 Murray St., New York City

Established 1819

Five Large Factories



REG. U. S.

PAT. OFF.

WHEN WRITING ADVERTISERS PLEASE MENTION THE AMERICAN CARPENTER AND BUILDER





# How Will YOU "Size Up"

**When you come in contact with the man whose "Yes" or "No" means Success or Failure for you?**

At such a time your future will hang in the balance. You will be scrutinized, weighed, tried. Have you the training to decide the test in your favor—a training to fit you for a position of responsibility? If not, you can get it.

**FRANK J. BERDEL, 333 Columbus Ave., Canton, Ohio, writes:** "When I enrolled for the Building Contractors' Course, three years ago, I was employed as a carpenter, receiving \$2.50 a day for 10 hours' work. After studying evenings for one year I started contracting. I am but 25 years old. My income is now \$12 a day."

Regardless of how old you are, what you work at, how little spare time you have, or how little you earn—there is an I. C. S. way specially adapted to your requirements. During the last 19 years the one purpose of the I. C. S. has been to help poorly paid but ambitious men to rise to higher and better paid positions.

Every month there are received at the Schools upward of 300 voluntary letters reporting positions bettered and salaries increased through study of I. C. S. Courses.

Mark and mail the coupon. Learn how you can be helped to a better position and an increased salary. Sending the coupon will place you under no obligation.

**Send the coupon NOW.**

## International Correspondence Schools

Box 910, SCRANTON, PA.

Please explain, without further obligation on my part, how I can qualify for a larger salary and advancement to the position, trade, or profession before which I have marked X.

|  |   |   |
|--|---|---|
| Architect<br>Arch'l Draftsman<br>Contract'g & Build.<br>Building Inspector<br>Structural Engineer<br>Struct'l Draftsman<br>Plumb. & Heat. Con<br>Supt. of Plumbing<br>Foreman Steam Fit.<br>Plumbing Inspector<br>Heat. and Vent. Eng. | Estimating Clerk<br>Civil Engineer<br>Surveying<br>Mining Engineer<br>Mechanical Engineer<br>Mechanical Drafts.<br>Stationary Engineer<br>Electrical Engineer<br>Electric Lighting<br>Electric Railways<br>Concrete Construct'n | Automobile Running<br>Foreman Machinist<br>Sh.-Met. Pat. Drafts.<br>Textile Manufact'g<br>Bookkeeper<br>Stenographer<br>Advertising Man<br>Window Trimming<br>Commerci'l Illustrat'g<br>Civil Service Exams.<br>Chemist |
|--|---|---|

Name \_\_\_\_\_

St. and No. \_\_\_\_\_

City \_\_\_\_\_ State \_\_\_\_\_

WHEN WRITING ADVERTISERS PLEASE MENTION THE AMERICAN CARPENTER AND BUILDER

loose pulley is their self-oiling bronze bearing type.

The machines as shipped are furnished with one chisel each, ¼ inch and ½ inch, and augers to suit.

The floor space required is 3 feet by 3 feet 2 inches. The power required is 3 H. P.

For further information about this machine you are requested by the manufacturers to write to them for large illustrated catalog. Their address is 545-565 W. Front St., Cincinnati, Ohio.

### Flag Staff Ball Should not be Round

The ball to go on a high place like a flagstaff should not be a ball but a prolate spheroid with the long axis vertical, or else it will have the appearance of being flat.

### Coloring an Electric Globe

Take a little white shellac varnish and thin it down with alcohol; dip in the bulb in this to produce a frosted effect. Use the shellac very thin, in order that it may run smooth. Color if desired with aniline dye, dissolve in a little alcohol and add to the shellac.

### An Improved Swing-Saw

The accompanying illustration shows the Pryibil No. 5 improved swing-saw machine, manufactured by P. Pryibil, 512 West 41st street, New York. The former style parallel swing-saw, made by this firm, is undoubtedly well known to many woodworkers, carpenters and builders, and for that reason the improved and newly designed machine offers many points of interest.

As can be seen from the illustration, this machine is self-contained on one post, with one connection, and is guaranteed to remain absolutely in alignment. After the post is up, a few hours only are required for the erection of the machine.


The Pryibil swing-saw, No. 5, cuts in a straight, horizontal line, instead of a curved line, as with any ordinary swing-saw. This enables a comparatively small saw to be used for wide and thick lumber, and allows the use of a dado head for grooving, gaining, rabbeting, tenoning, moulding, etc.

In gaining and rabbeting, the work can be depended on to go together properly, as the thickness of the parts left standing is sure to be the same. A finished cut can also be produced. The height of the saw arbor above the table is adjustable by means of a hand wheel to regulate the depth of the cut, and to adjust to the size of the saw or cutter-head used. The weight of the moving parts is balanced, so that they will remain in any position in which they are left. The machine is self-oiling.

Some interesting literature has been prepared, showing different views of this machine. This literature is well worth having and can be obtained by addressing P. Pryibil, 520 West 41st street, New York.

### Solution for Cleaning Marble



A simple and effective means of cleaning marble is the use of a solution made by dissolving eight ounces of carbonate of soda in one gallon of water. Scour with a stiff paint brush, rinsing all the while with cold, clean water.



# Send for Our Free Booklet

entitled "Profitable Opportunities to Carpenters" telling all about our wonderful **thin hardwood flooring**, and showing you how to take the place of the flooring specialist, and nice big profits for yourself.

It took us twenty years to bring hardwood flooring up to a state of perfection so that any one could lay it, and make a more perfect, sanitary, beautiful, attractive, profitable hardwood floor than has been possible heretofore.



## Buy Our Thin Hardwood Flooring

Our strips are grooved and tongued the entire length of the stick **and at both ends**, and thus make a better floor.

Because: The nails are secret driven  
It lays easier and cheaper since there is no hard labor connected with its laying.

Our flooring, made with **extra thickness** at the **surface** where it is **needed**, is absolutely uniform, and makes a better floor.

Because: It wears twice as well.  
It needs practically no scraping—usually just a little sandpapering.  
It saves buying expensive scraping tools.

Our wood is perfectly seasoned by a special and most thorough process, so makes a better floor.

Because: It is unaffected by furnace heat.  
It won't warp or twist.  
It is dry and has not lain exposed in a lumber yard.

## Our Booklet

Tells it all. It gives instructions for laying, polishing, caring, preparing, and many other points about flooring. Send for it today because it means more profits to you, besides giving useful tables on estimating surface, and telling you how we prepare our stock so that it is the only perfect hardwood flooring that has ever been made. It will interest **you**

## Tear It Off

You should have it because it opens up a new and profitable field to you. You can always count on our co-operation in every detail with you, because we are glad to help you with suggestions and ideas any time.

Write and have us explain it all to you in detail.

*Remember the name,*

# Cincinnati Floor Company

**Cincinnati  
Floor Co.**  
228 W. 4th St.,  
Cincinnati

Send me a copy of "Profitable Opportunities to Carpenters," with no obligation to me whatever.

Name .....

Address.....

# Free

**W**E WANT you to test Johnson's Wood Dye and Under-Lac at our expense. A single trial will convince you of their merits.

## Johnson's Wood Dye

is not a mere Stain — it is a real deep-seated Dye that penetrates the wood, giving a rich and permanent color. It will not raise the grain in the slightest.

Johnson's Wood Dye is made in fourteen standard shades, as follows:

|                                  |                                    |
|----------------------------------|------------------------------------|
| <i>No. 126 Light Oak</i>         | <i>No. 130 Weathered Oak</i>       |
| <i>No. 123 Dark Oak</i>          | <i>No. 131 Brown Weathered Oak</i> |
| <i>No. 125 Mission Oak</i>       | <i>No. 132 Green Weathered Oak</i> |
| <i>No. 140 Manila Oak</i>        | <i>No. 121 Moss Green</i>          |
| <i>No. 110 Bog Oak</i>           | <i>No. 122 Forest Green</i>        |
| <i>No. 128 Light Mahogany</i>    | <i>No. 172 Flemish Oak</i>         |
| <i>No. 129 Dark Mahogany</i>     | <i>No. 178 Brown Flemish Oak</i>   |
| <i>Half Gallons, \$1.50 each</i> |                                    |

Use the Coupon on Opposite Page for Free Samples and Book.

Any other shade may be easily produced, as all shades of Johnson's Wood Dye may be lightened by adding alcohol and darkened by adding No. 172 Flemish Oak Dye.

## Mail The Coupon Now

Use the coupon on next page for free samples of Johnson's Wood Dye and Under-Lac. Be careful to state number of shade of Dye wanted. We will also send you a copy of our booklet — "The Proper Treatment for Floors, Woodwork and Furniture," showing all shades of Dye. See free offer on next page of Johnson's Wood Panels, as illustrated here.

**S. C. Johnson & Son**  
*"The Wood Finishing Authorities"*  
**Racine, Wis., U. S. A.**

WHEN WRITING ADVERTISERS PLEASE MENTION THE AMERICAN CARPENTER AND BUILDER





# Free

## Johnson's Under-Lac

is a spirit varnish which will not chip, mar or scratch. It is better than shellac or varnish as it can be easily applied and does not raise the grain. Neither is it thick and sticky like varnish—it dries in half an hour.

## Johnson's Wood Panels

In addition to sending free samples of Johnson's Wood Dye and Under-Lac, we are glad to supply painters and contractors with panels of various woods finished with Johnson's Wood Dye, Under-Lac and Prepared Wax.

If you care for a set of these panels drop us a line—and we shall be pleased to send them to you without any obligation whatever on your part.

You will find the panels very convenient to show prospective customers and they will assist you in procuring contracts at *Good Prices*. Mail the coupon now for samples, panels and book, "The Proper Treatment for Floors, Woodwork and Furniture."

**S. C. Johnson & Son**  
"The Wood Finishing Authorities"  
Racine, Wis., U. S. A.

WHEN WRITING ADVERTISERS PLEASE MENTION THE AMERICAN CARPENTER AND BUILDER



Send Coupon Now for Samples, Book and Panels.

Please send FREE samples of Johnson's Under-Lac and Wood Dye No. .... Also Booklet, "The Proper Treatment for Floors, Woodwork and Furniture." I agree to test the samples, and if they are satisfactory, will use and recommend them in my work

Name .....

Address .....

A.C.B.-11 .....



**UNION  
METAL COLUMNS**


**Most Durable Columns  
for Porches and Pergolas**

They are made in all required sizes, from the smallest up to 40 inches in diameter and as high as 35 feet, following classic designs.

In use on homes of every type and size from mansion to cottage, with absolute satisfaction to every owner.

*Every carpenter should write for catalog and prices.*

**The Union Metal Mfg. Co.**  
533 Clifton Street  
CANTON - OHIO



**UNION  
METAL COLUMNS**

**Splitting, Warping and  
Rotting are Impossible**

They are made with fluted and tapered steel shafts and best gray cast iron bases and capitals. Broadly protected by patents allowed and pending.

Union Metal Columns are not expensive and support far more weight than wood columns of same diameter and last longer.


*Every carpenter should write for catalog and prices.*

**The Union Metal Mfg. Co.**  
533 Clifton Street  
CANTON OHIO

**Bishopric Sheathing**

A great many readers of the AMERICAN CARPENTER AND BUILDER have, during the past year, become acquainted with the merits of Bishopric wall-board and have tested it out on important work of various kinds.

These will scarcely need any introduction to its sister product, Bishopric sheathing. It is interesting to know that during the past 12 months the sales for these two materials aggregate 12,685,450 square feet—rendering valuable service in every State in the Union.



**Sheathing Nailed to Outside of Studs**

Bishopric sheathing is made of same materials as the wall board, being of kiln-dried, dressed laths, imbedded in hot asphalt mastic, under pressure of 500 pounds to the square inch, and surfaced with sized cardboard, all cut at the factory into sheets of uniform size (4x4 ft.). The finish, however, is not necessarily so fine. The sheathing is of uniform thickness, insuring a perfectly even surface when applied. For practical service—protection against heat, cold, dampness, etc.—Bishopric sheathing is the equal of wall board and is 20 per cent cheaper. It is used as a substitute for lath and plaster where a particularly smooth job is not required.

Bishopric sheathing is nailed to the weather side of studs, with lath and asphalt side exposed. Over the laths, weather boards are nailed or cement is applied. Compared with low grade wood, Bishopric sheathing is preferred for the following ten reasons:

1. Bishopric sheathing makes a more solid and substantial wall than lumber; therefore, develops greater wind strength. There are no gaping joints; no widening cracks due to shrinkage; no knot holes. It's like a solid board.
2. The asphalt mastic in bishopric sheathing is a non-conductor; is proof against heat and cold, keeps the building cooler in summer and warmer in winter.
3. The body of Bishopric sheathing being asphalt mastic, moisture cannot penetrate it. The wall, therefore, is proof against dampness.




**House With Clapboards Over Bishopric Sheathing**

4. Bishopric sheathing is proof against vermin, weevils, etc. The pests cannot bore through the tough gummy asphalt mastic.

5. In applying weather boards over the laths, dead air space

**Granite**  
TRADE MARK  
**ROOFING**



A six inch lap is better than a three inch lap. It gives better satisfaction against leaks and permits nailing down on the under sheet only, so that no nail heads appear on the surface. Otherwise this is the same Granite Roofing that we have sold for 25 years for use on great factories. It is immune from damage by coal smoke or cinders, and it has a sea grit surface which makes painting entirely needless. Behind it is a reputation that has Passed the Quarter Century Mark.

**EASTERN GRANITE ROOFING CO.**

Chicago 16 Battery Place, New York Pittsburg



# The Work that Counts



There is no wasted energy, no lost motion in the work of the Varsity Crew. Perfect team work, co-operative effort and uniform action are strikingly exemplified.

The same principle of intelligent co-operation exists in telephone communication in its broadest application.

In handling the talk of the nation the Bell operators respond to millions of different calls from millions of different people, twenty million communications being made every day.

Ten million miles of wire, five million telephones and thousands of switchboards are used to handle this vast traffic.

More than a hundred thousand employees, pulling together, keep the entire system attuned. Unity is the keynote. Without this harmony of co-operation such service as is demanded would be impossible.

One policy, broad and general, in which uniformity of method and co-operation are the underlying principles, results in universal service for nearly a hundred million people.

**AMERICAN TELEPHONE AND TELEGRAPH COMPANY  
AND ASSOCIATED COMPANIES**

***"One Policy, One System, Universal Service"***



is left between the laths, forming splendid insulation.

6. One wagon load of Bishopric sheathing covers an area from six to ten times as great as one load of lumber—a tremendous saving in hauling. Ten thousand feet can be hauled in an ordinary wagon.

7. The cost of applying ordinary wood sheathing is from \$5 to \$10 per 1,000 feet, whereas the cost of applying Bishopric sheathing is but \$2.50 per 1,000 feet—a saving of about 75 per cent. Furthermore, 1,000 square feet of wood sheathing covers but 750 feet of surface, 20 per cent less being due to tongue and groove. In Bishopric sheathing 1,000 square feet covers 1,000 feet of space.

8. Bishopric sheathing does away with the expense of building paper and cost of its application.

9. In applying ordinary lumber, heavier scaffolding, more tools and greater scaffold floor space are required. In applying Bishopric sheathing one man drives a few nails in each sheet; a common laborer or boy can finish the nailing.

10. Bishopric sheathing insures comfort during the construction of the building. As soon as the building is closed in with Bishopric sheathing, the men may work in comfort on the inside during bad weather, finishing the outside on suitable days.

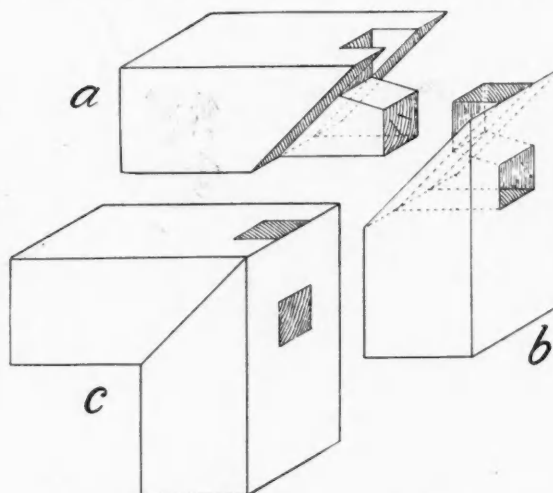
Bishopric sheathing is used with equally splendid results under flooring and roofing boards. Used under floors, it serves as a sound deadener and keeps out dampness; used under the shingles, it keeps out summer heat.

For cement or stucco work Bishopric sheathing is said to be the ideal material. Cement firmly adheres to the laths and asphalt mastic makes a solid, smooth exterior. For factory or residence this form of concrete or stucco construction is the cheapest and best known.

Every progressive builder should investigate this material for himself. Address the Mastic Wall Board & Roofing Mfg. Co., 24 E. Third St., Cincinnati, Ohio.

### Miter Joint for Fine Work

Here is a jointed corner that is much used by English cabinet makers for fine work, and is very highly recommended. For painstaking, careful work such as we like to give the



A and B the Two Parts; C the Finished Joint

“Home Workshop” projects, this joint will be very desirable. The two parts are laid out and cut carefully with saw and chisel, as shown at “a” and “b.” Glue only is needed to make this joint strong and rigid, no nailing being required.

### New Hendrick's Directory for Buyers and Sellers

The 19th annual Revised Edition of Hendrick's Commercial Register of the United States for Buyers and Sellers has just been issued. It is by far the most complete edition of

## ASBESTOS “CENTURY” SHINGLES


*“The Roof that Outlives the Building”*

From the standpoint of the architect or builder the big feature about Asbestos “Century” Shingles is the fact that they make the only roof that is without a weak point anywhere.

The client isn't coming back some busy day to unload his roofing troubles.

The roof of a building is traditionally its weakest spot. It suffers more exposure than any other part of the building and in the hands of the average property owner gets practically no attention.

Asbestos “Century” Shingles are the first practical lightweight roofing of reinforced concrete. They actually improve with exposure to the weather and with the lapse of time. Reinforced



Asbestos “Century” Shingle Roof—Offices and Printing Plant of the *America Echo*, Newspaper, Toledo, Ohio; John Matz Toledo, Architect; Hoffman & Harpst, Toledo, Roofing Contractors

concrete is the only building material that is truly indestructible by fire.

Asbestos “Century” Shingles need no repairs—no painting. The first cost is the only cost.

You can get Asbestos “Century” Shingles in numerous shapes and sizes to fit any architectural scheme. Three colors, Newport Gray, (silver gray), Slate (blue black) and Indian Red. Ask your Roofer for new quotations. Write for Booklet “Everlasting 1910.”

**The KEASBEY & MATTISON COMPANY, Factors, Ambler, Pennsylvania**

# **"RICHMOND" CONCEALED TRANSOM LIFT**

## **Concealed from the Eye**

The mechanical simplicity of the "RICHMOND" Concealed Transom Lift makes possible its concealment from view leaving unobstructed the beauty of the door or window trim.

This device is installed upon the jamb before applying the trim. It is completely concealed, only the operating knob is visible.

## **Controlled by the Hand**

To open or close the transom place one hand upon the knob and turn it until the transom reaches the angle required. As simple and easy as turning a door knob. As soon as you let go the knob the transom stops and cannot be moved again until the knob is again turned.

---

CAN BE INSTALLED WHEREVER TRANSOMS ARE USED

---



**"Simply turn the knob"**

—SEND FOR DESCRIPTIVE BOOKLET

## **THE McCRUM-HOWELL Co.**

General Offices: **Park Avenue and 41st Street, New York City**

Branches and Agencies in All Cities

Manufacturers of "RICHMOND" Heating Systems. "RICHMOND" Bath Tubs, Lavatories and Sanitary Plumbing Devices. "RICHMOND" Concealed Transom Lifts. "RICHMOND" Suds Makers. "RICHMOND" Suction Cleaners. "RICHMOND" Vacuum Cleaning Systems.

Five Plants: One at Norwich, Conn.; Two at Uniontown, Pa.; One at Racine, Wis.; One at Chicago, Ill.

***If it's "RICHMOND" it's Right***

## The Most Important Part of the Building

TOO often the most important part of a house is looked upon as a matter of the least concern. The roof is, and always has been, the most important factor in the protection from the elements. It is not a question whether it is needed, but whether you will make a wise selection in the covering for your building. The roof should not only be a protection, but ought



*The Canton Shingle*

to be ornamental and add to the beauty of the building, as an unsightly roof may defeat the object for which it was intended and cause a loss to the owner of more than the price of a first class roof.

The advantages of sheet metal for a roof covering are obvious. The "Canton" Shingle is light in weight, fire and lightning proof and cannot crack, break, or fall out. It has less joints, reducing the danger from



*Side Lock Connection*

leakage. In applying, it does not require skilled labor, and the cost of erecting is reduced, as it comes to you ready to lay, requiring no cutting nor punching. Each sheet contains an equal area to nine slates, which, when laid covers a space  $19\frac{1}{2} \times 26\frac{3}{4}$  inches. It will not rattle, as each sheet is firmly anchored to the sheathing. Expansion and contraction are provided for, in the lock seams and all nails are covered, so there is no danger of leaks from these sources. There is no loss from breakage.

**Canton Art Metal Co.**  
Canton, Ohio

this work so far published. The 18th edition required eighty-seven pages to index its contents, while the 19th edition requires just one hundred pages, or thirteen additional pages. As there are upwards of four-hundred classifications on each page, the thirteen additional pages represent the manufacturers of over five thousand articles, none of which have appeared in any previous edition. The total number of classifications in this book is 35,481, each representing some machine, tool, specialty or material required in the architectural, engineering, mechanical, electrical, railroad, mine and kindred industries. The 18th edition numbered 1,220 pages, while the 19th edition numbers 1,344 or 124 additional pages. One hundred and fourteen pages of matter are omitted from the new edition that appeared in the 18th edition. This makes a total of two hundred and thirty-eight pages of new matter. The whole representing upward of 350,000 names and addresses.

An important feature of Hendrick's Commercial Register is the simplicity of its classifications. They are so arranged that the book can be used for either purchasing or mailing purposes. As an illustration—all manufacturers of a particular trade are first classified under a general heading for mailing purposes, then each firm or corporation is subdivided under as many classifications as every variety of their products call for. By this system of compiling, the book is made of equal value for either the purchasing or sales departments. No other publication embodies these features.

Again, the value of the Commercial Register for Purchasing Purposes is not confined to its complete classifications alone, it also gives much information following the names of thousands of firms that is of great assistance to the buyer, and saves the expense of writing to a number of firms for the particular article required. This latter information is also not found in any other similar publication. The trade names of all articles classified in the book are also included as far as they can be secured. These trade names appear in parenthesis between the names and addresses under the classifications where they appear. The book is revised, improved and issued annually and has been since 1891. For further information address the publishers, S. E. Hendricks Co., 74 Lafayette Street, New York.

### Stay-Put Door-Button

This button is recommended by a farmer as a handy home made device to fasten the doors of hen houses, gates, closets in the house, etc. Make it out of inch board the shape shown and of suitable size for the given door or gate. Put it on a round-head screw or a flat-head screw with a washer under head.




Before attaching to the door-jamb, a hole is bored edgewise through the wider part of button at the angle shown, to receive an iron bolt of heavy screw which ballasts the button so that it always comes into place and stays there.

### "Finger Ring" Level

The "Finger Ring" level as illustrated herewith is proving its merits and utility wherever used.

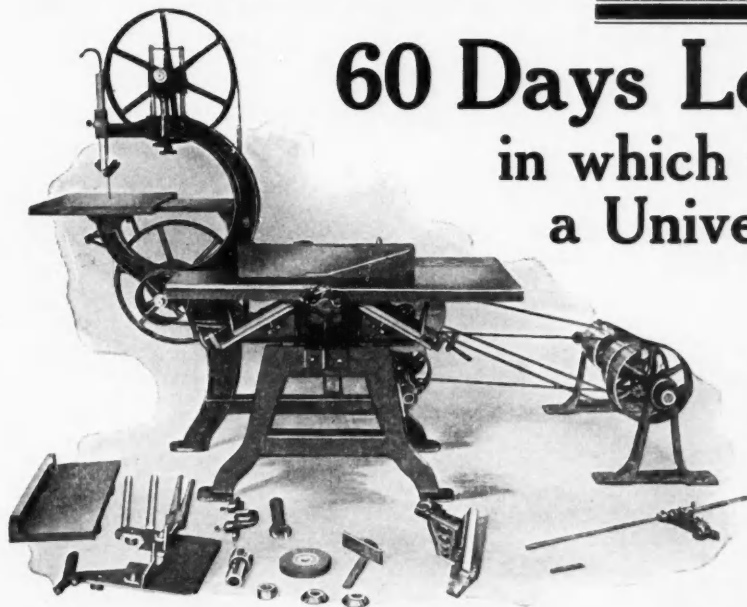
While it has been on the market but a comparatively short time, it is now being used very extensively in both this and foreign countries.



**Very Handy Level—Accurate Too**

The fact that this level is absolutely accurate and small enough to be carried in the vest pocket, insuring the user





# 60 Days Left

in which to get

a **Universal Woodworker**  
at half-price

# FAMOUS

Ask for particulars  
of the *Famous*  
*Junior*

8 Machines in 1

## The chance of a lifetime for small carpenters, builders and contractors. Read this:

The first and only successful woodworker sold at a low price is now being offered. The FAMOUS Junior is the universal woodworker built particularly for carpenters, builders and contractors who want to put planing mill profits in their own pockets yet who cannot afford a high priced machine. It costs more than inferior woodworkers to *build* yet, for the next two months, is the lowest priced woodworker on the market.

We are selling the FAMOUS Junior practically at cost price for two reasons: first, to meet the competition of inferior machines; secondly, to familiarize carpenters and builders to the economy which such a machine effects in time, labor and money. The great experience and facilities of one of the most prominent woodworking machinery manufacturers are behind the FAMOUS Universal woodworker and no expense has been spared to make it the *best* machine irrespective of price.

## PRICE, ABSOLUTELY COMPLETE, \$150.00

The following eight machines comprise the FAMOUS Junior Universal woodworker: 20" Band-Saw, 8" Jointer, Felloe Rounder, Emory Grinder, Saw Table (with raised or lowered arbor), Boring Machine, Dadoing Machine. For these "8 machines in 1" we are making the competitive price of \$150 during the next two months. There are positively no extras to pay. The first cost is the only cost.



The FAMOUS Junior is the most durable, the most simple and the most reliable woodworker ever offered. There are no delicate parts and nothing beyond the knowledge of any machinist. It can be operated as either of the above machines, requires little floor space, is easily installed and requires almost nothing for maintenance.

### Sent on Free Trial

A complete machine shop for \$150 is an established fact—if you order within the next sixty days. If you would rather try the machine before you buy we will arrange for thirty days trial in your own shop. We simply want to "show" you.

Remember, no other woodworker is such good value—not even if the FAMOUS cost double the present price. You know our reasons for cutting the price—now it's up to you to get down to business and ask about our free trial offer. Complete literature sent upon request.

**The Sidney Tool Co.**  
SIDNEY, OHIO



of always having a level in easy reach that can be depended upon, is well worth the small purchase price.

The Kokomo Level Company is now sending out a beautifully illustrated booklet which will be mailed free post-paid to any address for the asking. It will direct the attention of interested parties to a device that is worthy of recommendation because of its reliability and efficiency, its time and labor saving features, and the accuracy of its work.

This level is manufactured by the Kokomo Level Company of Kokomo, Ind., who will be pleased to give any information at any time regarding their levels. Their European agents are Lindenthal & Company, Berlin, Germany.

### To Make a Hook-Bolt Stronger

In making hook-bolts or rods—that is, a bolt with a hook on one end, the common practice is merely to make a simple bend or turn in the round rod; but if a blow or two sufficient to flatten it be given to the broad side of the hook



while the iron is hot, thus making the rod thinner but wider where the bend is, the hook will hold two or three times as much more than the simple bend in the round rod would hold, and thus insure against the straightening out of the hook under a heavy strain. The rod generally has to be heated anyway in making the hook, and an extra blow or two will not cost much more. This will make the hook somewhat similar to a chain hook and will be narrow one

way and wide the other, for the same reason.

This is upon the same principal that a joist or beam will hold more edgewise than flatwise.

### Bargain Bathroom Outfits

Would you like a splendid new bathroom outfit complete? Then it would be well for you to turn to the advertisement of M. J. Gibbons, Dayton, Ohio, and consider the proposition he has to offer. Mr. Gibbons assures the AMERICAN CARPENTER AND BUILDER that the offer is bona fide and a very unusual one. He is only able to make it because of his exceptional buying connections and the fact that he buys in tremendous quantities. He guarantees satisfaction in every respect. This same outfit purchased of a local plumber would, he says, cost you much more than this special introductory price which he is making.

In addition to his bathroom outfits, Mr. Gibbons issues a fine catalog, packed full of plumbing supply bargains, and will be glad to send it to anyone on request.

### Draw Good Plans and Draw Good Money

There are hundreds of good things which would bring profit and pleasures to us if we only knew how to get them.

The carpenter and builder looks with envy at the draftsman and architect who is able to earn thousands a year instead of hundreds.

Perhaps you are a steady hard working fellow with good brain matter and ambition to be above the average—and if a person is not ambitious nowadays in many ways, there are others who will be, and this kind will get the best jobs sooner or later. However, one can become absolutely perfect in this line of trade or business within a very short time. There are quick ways of getting such a fine start in a short time



**JAHANT**  
**DOWN DRAFT Furnaces**

## Our Free Furnace Book

### For Contractors, Carpenters and Builders

Tells how you can install your own heating systems and save dealers' profits. It describes in detail our Direct Selling Plan and the heating plant that is scientifically correct for each particular house, because designed especially for it. It shows how to get the most heat for the least money and get it longer than with any other furnace made.



**Buy Direct from Factory—Save Dealers' Profits**

From a rough sketch and simple data of the house, our engineering department designs for it a complete outfit which includes all piping, boxes, registers and fittings cut to fit exactly. We ship it, freight prepaid, to your freight station along with detailed directions and necessary tools for installing

**360 DAY GUARANTEE BOND**

We guarantee to properly heat every room in the house and agree to refund money and take back furnace if not perfectly satisfactory after a year's trial.

Send for 32-page free furnace book and special offer to contractors, carpenters and builders.

**THE JAHANT HEATING CO. 200 Howard St. Akron, O.**

# HESS MEDICINE SANITARY LOCKER CABINET

the only

## Sanitary Steel Medicine Cabinet

Solid steel enameled throughout with ever lasting snow white baked enamel; germ and dustproof; easily cleaned. Nickel plated brass hinges and turn catch. Fine imported plate glass beveled edge mirror in door. Enameled steel adjustable shelves, or polished plate glass shelves if preferred.

### [Handsome Than Wood—Costs Less

Should be in every bath room. We guarantee complete satisfaction and will permit the return of any locker if not satisfactory, we paying freight charges both ways and refunding all money paid.

We guarantee also, safe arrival, without damage, and will make good without expense to the purchaser, any damage received in transportation.


### PRICES (F. O. B. CHICAGO) AND SIZES

| No.  | Extreme Outside dimensions Inches | Size of Mirror Inches | Inside dimensions Inches | Size of Open Shelf Inches | Framed Opening Required 4 1/4 in. deep | Price with Enam- eled Shelves | With plate glass Shelves add | Plain door with Mirror deduct | Ship- ping weight lbs. |
|--|-----------------------------------|-----------------------|--------------------------|---------------------------|--|-------------------------------|------------------------------|-------------------------------|------------------------|
| <b>STYLE E: To recess in wall, with open shelf below</b>           |                                   |                       |                          |                           |  |                               |                              |                               |                        |
| 20   | 21 1/2 x 33 1/2                   | 14x18                 | 18 3/4 x 21              | 5 1/2 deep x 17 1/2       | 19x30                                  | \$10.00                       | \$2.50                       | \$2.00                        | 68                     |
| 21   | 23 1/2 x 35 1/2                   | 16x20                 | 20 3/4 x 23              | 5 1/2 deep x 19 1/2       | 21x32                                  | 12.00                         | 2.75                         | 2.50                          | 77                     |
| 22   | 25 1/2 x 37 1/2                   | 18x22                 | 22 3/4 x 25              | 5 1/2 deep x 21 1/2       | 23x34                                  | 16.00                         | 3.00                         | 3.00                          | 85                     |
| 23   | 27 1/2 x 39 1/2                   | 20x24                 | 24 3/4 x 27              | 5 1/2 deep x 23 1/2       | 25x36                                  | 18.00                         | 3.50                         | 3.50                          | 100                    |
| <b>STYLE F: To recess without open shelf below</b>                 |                                   |                       |                          |                           |  |                               |                              |                               |                        |
| 30   | 21 1/2 x 25 1/2                   | 14x18                 | 18 3/4 x 21              |                           | 19x22                                  | \$ 8.00                       | \$2.50                       | \$2.00                        | 59                     |
| 31   | 23 1/2 x 27 1/2                   | 16x20                 | 20 3/4 x 23              |                           | 21x24                                  | 10.00                         | 2.75                         | 2.50                          | 68                     |
| 32   | 25 1/2 x 29 1/2                   | 18x22                 | 22 3/4 x 25              |                           | 23x26                                  | 14.00                         | 3.00                         | 3.00                          | 75                     |
| 33   | 27 1/2 x 31 1/2                   | 20x24                 | 24 3/4 x 27              |                           | 25x28                                  | 16.00                         | 3.50                         | 3.50                          | 90                     |
| <b>STYLE G: To screw to face of wall, with open shelf below</b>    |                                   |                       |                          |                           |  |                               |                              |                               |                        |
| 40   | 21 1/2 x 32                       | 14x18                 | 20 1/2 x 23              | 5 1/2 deep x 20 1/2       |  | \$ 8.50                       | \$2.75                       | \$2.00                        | 70                     |
| 41   | 23 1/2 x 34                       | 16x20                 | 22 1/2 x 25              | 5 1/2 deep x 22 1/2       |  | 10.50                         | 3.00                         | 2.50                          | 79                     |
| <b>STYLE H: To screw to face of wall, without open shelf below</b> |                                   |                       |                          |                           |  |                               |                              |                               |                        |
| 50   | 21 1/2 x 24 1/2                   | 14x18                 | 20 1/2 x 23              |                           |  | \$ 7.00                       | \$2.75                       | \$2.00                        | 62                     |
| 51   | 23 1/2 x 26 1/2                   | 16x20                 | 22 1/2 x 25              |                           |  | 9.00                          | 3.00                         | 2.50                          | 71                     |

All Lockers listed are right hand. Left hand Lockers, or Cabinets with lock and key will be supplied at a slight additional charge.


## HESS WARMING & VENTILATING COMPANY

920 B. Tacoma Building, CHICAGO



Style E. Style F is similar, with open shelf below

Yes!  
We  
make  
the  
Hess  
Steel  
Fur-  
naces



Style H Cabinet not recessed. Style G is similar, with open shelf below



# Here's One From Chicago

"I received the "Yankee" tool book I requested from you and I am very thankful for the same. There is no book written that can do the "Yankee" Tools justice. The tools must be used to be appreciated".  
Yours truly,  
J. W. F.

## Have You Seen the Full Line? "YANKEE" TOOLS

are made in 35 styles and 75 sizes, each one a labor saver.

Our Tool Book tells about them.

A postal brings it.



Your Dealer can supply you with "Yankee" Tools

**North Bros. Mfg. Co.**

Dept. A., PHILADELPHIA, PA.

which will insure unusual success for those who will devote themselves to bettering their condition.

Opportunities offered today for ambitious, wide-awake progressive men capable of making from \$24 to \$75 per week as architectural draftsmen, for instance, or for carpenters, contractors, or builders with draftsman's knowledge and training, are better than ever. The enormous amount of building which is going on and the increasing demand for better



MR. F. V. DOBE

and more up-to-date structures gives the man with actual drafting-room experience splendid opportunities for steady income at high prices—besides a chance for advancement.

There is no class of men who make better architectural draftsmen than carpenters and contractors. The experience gained by actual work on all kinds of building makes it much easier in studying and also in obtaining responsible good-paying contracts or position afterwards. No employer cares for diplomas—neither does he care to

pay big wages to just a mere copying man. What the people or your employer wants today is originality, and practical ability, and this requires practical training. The quickest and best way to know how to do practical drafting-room work—and to get the required practical experience, is to receive personal and individual instructions from a high-grade practical man at the trade. This man, or instructor, must have a reputation as the most experienced in training men to become competent and successful draftsmen. An ordinary draftsman, even the best draftsman, can't teach this trade unless he has had a good many years' experience as an instructor, and has the ability to impart knowledge so that it will be understood and will stick forever.

Mr. F. V. Dobe, Chief Draftsman of the Engineers' Equipment Company, Chicago, with twenty years' experience in training and handling men has for a good many years given personal draftsmanship instructions by mail. That his individual methods are deserving of the success which they have merited is proven by the increasing number of successful men who today lay their start in life to Mr. Dobe's individual draftsmanship instructions on practical work.

The "knowing how" to be a first-class draftsman and the ability to secure a good position can be had by applying one's self to Mr. Dobe's instructions. These instructions consist of actual drafting room work. He teaches each student according to the student's ability and with his individual and personal methods does away with unnecessary study of work on subjects which the student may already be well versed in.

Mr. Dobe issues a prospectus on Successful Draftsmanship. His advertisement appears on another page of this paper. Those interested can get full particulars by writing to him.

### Fruit Picker's Ladder

A reader of *Farm and Fireside* submits a good idea for a ladder on wheels for picking fruit. The hind wheels (AA) are old wagon wheels. The ladder (BB) is 10 feet high, made of pine 2 by 4's. The upright braces (CC) are maple boards 6 inches wide. The small wheels (DD) are 15-inch iron drag wheels. The platform at the top holds the basket. The ladder is 2 feet wide at the bottom and 1½ feet at the top.



# SUCCESSFUL DRAFTSMEN

## Draw Good Plans Draw Good Money

If You are Tired Being  
— a Hard Working —  
Carpenter or Builder  
then Make Yourself the  
Highest Grade and Highest  
Priced Man in Your Place

To do this you must be a good *Draftsman*, not one of those "would be" ones, no, but a first-class man, with actual, practical *drafting room experience*.

It will pay you well to learn this right from a practical man with twenty years' experience who will instruct *you* personally; —individually on high-class *architectural* drawing, complete building designing and detailing in all branches;

**Who will qualify you at home in a few months to double your earning capacity**

*Don't waste time and money* trying to learn from books or printed lessons made for all alike, the same as patent medicine; you can only learn this right on *practical work* from a practical man.

**Free This Month** A high-grade Complete Drawing Outfit, including a \$13.85 Set of German Silver Tools.



If you want to be the "BEST MAN" write me to-day. Address—


### Chief Draftsman

Div. 17 Eng's Equip't Co. (Inc.) Chicago



### Agents Wanted for Keyless Locks

The Dayton Keyless Lock Co., Dayton, Ohio, have perfected a door lock which, it is predicted, will put an end forever to the "Great Key Nuisance."



The Dayton Keyless Door Locks are the equal of the best key locks in appearance, material and mechanism, and give you double the protection, and their superior convenience make them worth many times more, though they sell for the same prices.

It will be asked, "What advantages have the Dayton Keyless Locks over key locks?"

With them you have far more protection. No keys with which to bother, to carry about, to lose, to hunt, to buy, to mislay or forget, to send for or go after, to take from your pocket, to select from your other keys, to turn right side up, for which to find the keyhole. No need of removing gloves or having light. You never hurry home because some one is locked out. Each member of your home goes in and out, day or night, at will, as if the house was not locked. No climbing in at the window because you have no key. You are never locked out.

When a servant or any one you distrust leaves your home, you do not buy a new lock and keys to keep them out, but

you change your combination in five minutes and you are protected. Your home is never robbed because your servant gave the key to her pal before leaving, so he might get one like it, and also showed him where to find your valuables. Thousands of the best homes have been robbed in this way.

"But how is all this done? How does one operate the Dayton Keyless Locks?" Pull the sentinels (by the side of the lockcase) the right number of times and your lock is open. A child who cannot unlock your door with a key can unlock this with ease. You can unlock it with gloves and in the dark before you can say "Jack Robinson!"

The door always opens by the inside knob, whether locked on the outside or not.

If you choose you can have it open by the knob alone from both sides. You can have it as a night lock to lock itself, or as a day lock to remain open, as you like; but only the one who knows your combination can make these changes. You can change the combination in a few minutes to any of the many hundreds of combinations that you wish.

It is confidently expected that the Dayton Keyless Door Locks will soon be used on old and new doors of all homes, shops, stores and offices. With old locks, just lay aside the spindle, and the outside escutcheon and place the keyless attachment on the outside.


It is much easier put on than a mortice lock, and cannot be removed from the outside.

This company is offering a high-grade, special chance to local agents with exclusive territory. A few places are also open to first-class men as state managers. All readers of the AMERICAN CARPENTER AND BUILDER ought to know what this new keyless lock is. Write today for complete information.

### President Huber has Many Gavels

President W. D. Huber of the United Brotherhood of Carpenters and Joiners has been presented with nearly one

# APOLLO BEST BLOOM Galvanized Sheets



True, uniform, easy to work—Apollo Sheets are the highest quality and best known Galvanized Sheets manufactured. Your sheet metal work will give good service and satisfaction if it is made of Apollo Sheets. Gauges 10 to 30 inclusive. Write nearest District Sales Office for full information on Sheet and Tin Mill Products of every description. Every builder should have our Pocket Reference Book—sent free on request.

**Formed Roofing and Siding Materials  
Terne Plates and Continuous Roofing  
Black Sheets of Every Description**

## American Sheet and Tin Plate Company

**General Offices: Frick Building, Pittsburgh, Pa.**

DISTRICT SALES OFFICES:  
Chicago Cincinnati Denver Detroit New Orleans New York Philadelphia Pittsburgh Portland San Francisco St. Louis



# PHOENIX

## INSIDE SLIDING BLINDS

WILKES BARRE, PA.

The Phoenix Sliding Blind Co.  
Enclosed find my check for blinds. I am pleased with them and sorry I did not have them put throughout the whole house.  
C. W. BURT.

**Comfort!**  
**Economy!**  
**Convenience!**

The lately improved springs and corrugated steel rods put the "PHOENIX" far in lead of less improved styles. Write for Catalogue "C" and free samples, showing construction.

PHOENIX SLIDING BLIND CO.  
BRIDGE & CANAL STS. PHOENIX, N. Y.

## EVERY CONTRACTOR AND BUILDER



should know about our **Hoist** direct connected with **Gasoline Engine** for use with **Double Platform Material Elevators**. We furnish **Hoist and Elevator** complete ready to run. This outfit will elevate more building material at a less cost than by any other known method. Our Bulletin No. 5 will give you all particulars.

**BATES & EDMONDS MOTOR CO.** LANSING, MICHIGAN

## "Sterling" Convertible Level

Two Instruments in One



The only perfect Builders' Level made that can be converted into an Instrument for Vertical Sighting.

Price complete \$65.00

Send for 1910 Complete Catalogue.


Sole Manufacturers  
**Iszard-Warren Co., Inc.**  
136 N. 12th St. PHILADELPHIA, U. S. A.



## "Crescent" Mixers Stand the Test

A Postal will bring our Catalog and Lowest Prices

**RABER & LANG MFG. CO.,** 810 MILL STREET, KENDALLVILLE, IND.



**The Greatest Work ever published on Architecture, Carpentry, Contracting, Building and all allied branches is the new 10 volume edition**

## Cyclopedia of Architecture, Carpentry and Building

Ten massive volumes; 4,670, 7x10 inch pages; 3,000 full-page plates, detail drawings, plans, color plates and photos of buildings completed and in course of construction. Bound in half morocco leather and printed on special enameled paper in large, clear, readable type. Titles beautifully engraved and stamped in 23 carat gold.

No work so comprehensive, so authoritative, has ever before been placed on the market. This great work is a complete review of architecture, carpentry and building. Every problem likely to confront you in your daily work is solved and the solution placed before you in such a clear manner that you cannot fail to understand and profit by it.

If you have a building contract in hand, this Cyclopedia will show the most economical and practical method of handling the work and purchase of materials. For the practical carpenter and student, its value as a Home Study instructor cannot be estimated.

Just examine the "Partial List of Contents" below and you will at once realize how broad is the scope of this work—how thoroughly it covers the building trades.

### Read Our Liberal Offer

To prove our absolute confidence in the superiority of this work over all others, we make this liberal offer: upon receipt of the coupon below, we will place the entire cyclopedia of ten volumes in your home or office—you keep the books five days—examine them thoroughly, critically—subject every formula and problem to a severe test. If you are satisfied, send \$2.00 after examination and \$2.00 every month until you have paid the special \$24.00 price. The regular list price is \$50.00. As a further guarantee, we will remove the books at our expense if you are not satisfied. We pay all express charges.

#### PARTIAL LIST OF CONTENTS

Carpentry—Building—Estimating—Stair Building—The Steel Square—Building Superintendence—Contracts and Specifications—Building Law—Building Material—Roof Trusses—Masonry—Reinforced Concrete—Concrete Blocks—Steel Construction—Mill Building—Fireproof Construction—Cornices—Skylights—Roofing—Hardware—Plastering—Painting—Electric Wiring and Lighting—Heating—Ventilation—Steam Fitting—Plumbing—Architectural Drawing—Freehand and Perspective Drawing—Orders of Architecture.

For a short time we will include as a monthly supplement, for one year, the **TECHNICAL WORLD MAGAZINE**. This is a regular \$1.50 monthly, full of Twentieth Century Scientific facts, written in popular form. Also contains the latest discussions on timely topics in invention, discovery, industry, etc.

**AMERICAN SCHOOL OF CORRESPONDENCE**  
CHICAGO, U. S. A.

### FREE EXAMINATION COUPON

American School of Correspondence:  
Please send set Cyclopedia of Architecture, Carpentry and Building for five days' free examination; also Technical World for 1 year. I will send \$2.00 within five days and \$2.00 a month until I have paid \$24.00 or notify you and hold the books subject to your order. Title not to pass until fully paid.

NAME.....

ADDRESS.....

OCCUPATION.....

EMPLOYER.....

Amer. Carp. and Bldg. 11-10



You will soon be wanting varnishes, stains, shellacs, fillers etc. and only the Best will satisfy you. There is only one Best and Berry Brothers make it. Insist upon having above mentioned goods with Berry Brothers trade mark.

Write today for our free book—*"Natural Woods and How to Finish Them."*

**Berry Brothers, Limited**

Factory and Main Office: - DETROIT, MICH.

BRANCHES:—

NEW YORK  
BOSTON  
PHILADELPHIA  
BALTIMORE

CHICAGO  
CINCINNATI  
ST. LOUIS  
SAN FRANCISCO

Canadian Factory—Walkerville.

**GLIDDEN'S**  
**GREEN LABEL**

**SUPERIOR  
WHITE ENAMEL  
(GLOSS FINISH)**

Is the finest quality of white enamel that can be made. It dries quickly, with a beautiful glossy surface that retains its beauty through exposure and wear and does not turn yellow. Is easily kept clean and is not affected by repeated washing. It is intended for use on the finest interior wood-work, and can be used over old varnished or painted surfaces with most excellent results. Can be rubbed to a dull finish.



Price \$5.00 per gallon; quarts \$1.35 each

For sale by paint dealers everywhere. If not at yours we will send by prepaid express upon receipt of price. Full descriptive price list upon application.

**THE GLIDDEN VARNISH COMPANY**  
Makers of high-grade varnishes for all purposes  
Glidden Building  
CLEVELAND, O

**VARNISHES**  
**FOR ALL PURPOSES**

hundred gavels during his administration. Every kind of a mallet that could be made has been given to President Huber with which to officiate at the meetings over which he has presided.

At Milwaukee, where one of the stormiest sessions in the history of the carpenters' union was held four years ago, he was presented with a huge gavel weighing five pounds. So strenuous were the meetings at that day that he broke a solid oak table top in four places before he restored order. The gavels he has received are in most cases made of valuable woods inlaid and beautifully turned.

### Will Turn Over all Business to Local Agents

The Edwards Manufacturing Company, of Cincinnati, Ohio, "The Sheet Metal Folks," have just adopted a new method of selling their goods. Hereafter all their business will be handled through local agents in every community. Their enormous business, built up through a long course of vigorous national advertising in which every result-bringing American trade paper and magazine has been used, will now be turned over to local agents, whom they are now appointing.

Here is a grand opportunity for one carpenter, contractor, builder or architect in every community to unite forces with the world's largest manufacturers of metal roofing and steel shingles—to his profit. The progressive men who read the AMERICAN CARPENTER AND BUILDER are especially fitted for these positions. By making prompt application to the Edwards Manufacturing Company you will put yourself in line to be selected as their district representative to handle this business in your locality.



The Edwards Metal Spanish Tile Roof

They state that the man selected will be given every dollar's worth of business that they now do and are continually doing in his territory. His share of the millions of dollars' worth of business corralled by means of their gigantic advertising and sales campaign will be turned over to him just as fast as it comes in—which, incidentally, is at a terrific pace right now!

The reasons for swerving this immense business into new channels, as explained by the general manager of the Edwards Manufacturing Company, is that the business has assumed such tremendous proportions that it is no longer possible to handle it direct—from factory to home—with fullest satisfaction. Their output is now so tremendous that even at the wholesale prices at which these goods are offered—which make a big inducement to individual buyers—it is now possible to allow a magnificent margin of profit to the local representatives.

Every reader of the AMERICAN CARPENTER AND BUILDER knows what the Edwards Metal Roof is. The illustration shows one style, their metal Spanish tile, which has been termed the "most beautiful roof in the world." They have

# CRESCENT Combination Saw Table

The No. 2 Crescent Saw Table is built for service. The vast number of these splendid machines that are being ordered by those particular, discerning wood workers who buy machines for service, is the highest tribute to the efficiency, strength and durability of the machines.

The price is \$93.75. Boring attachment \$15.00 extra. At this figure you cannot get better value for your money. When you want a substantial, dependable saw table you should order a **Crescent**.

Ask for catalog. It tells about our line of Band Saws, Jointers, Shapers, Swing Saws, Planers, Disk Grinders, Variety Wood Workers.




No. 2 Crescent Combination Saw-Table  
(Saw and Belt are included with this machine)

**The Crescent Machine Co.**  
224 Main Street, LEETONIA, OHIO

## Universal Wood-Worker

Planes, Joints, makes moulding, Rips, Cross-cuts, Gains, Dadoes, Rabbits, Tenons, Raises Panels, Bores, Mortises, in fact its range in general work is unlimited



It is a machine every shop of any importance should have. It is ten years ahead of any other wood-worker on the market. Write for photographs, circulars, prices, etc.

**The Cordesman-Rechtin Co.**  
Cincinnati, Ohio

## PARKS' No. 620 and 622

Combination Circular Saw, 6-inch Jointer, Band Saw, Reversible Spindle Shaper with Boring or Mortising and Rabbeting attachments. : : : : :

Six Machines in One and all in Plain Sight  
No unbolting or bolting is necessary before you can see or use all the attachments. Economical, cheap, and a constant money maker for Carpenters and Contractors.  
Write for Circular and Prices.  
Parks' Ball Bearing Machine Co., Fergus & C. H. & D. Ry., Cincinnati, Ohio  
Originators of the Circular Saw, Band Saw and Jointer Combination, also Foot and Hand Power Machine  
Canadian Agents,  
Bournival & Co., No. 10 Beaconsfield Ave., Toronto, Ont., also St. Barnabe, P.Q. Can.



ALWAYS READY FOR INSTANT USE

## COMPLETE OUTFIT <sup>PRICE</sup> \$15.00 HAND AND FOOT-POWER MACHINERY

Our No. 7 Scroll Saw is warranted to be made of good material and workmanship, and to saw pine 3 inches thick at the rate of one foot a minute.

Send for Catalogue.

**W.F. & Jno. Barnes Co.**

74 Ruby St. ROCKFORD, ILL.



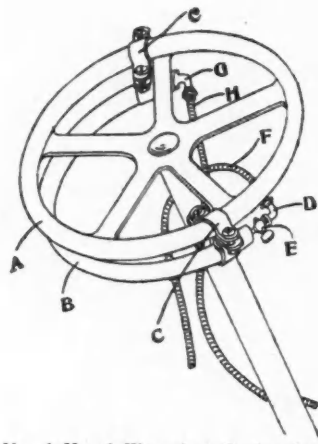


many other styles also—something to suit every requirement.

This marvelous opportunity will knock at your door but once in a lifetime. Prompt action will put you in line for it. Act to-day. Write the Edwards Mfg. Co., 401-417 Eggleston Ave., Cincinnati, Ohio.

### Hand Warmer for Automobile Steering Wheels

A patent has recently been granted in Great Britain on a novel but important contribution to the automobilist's comfort in cold weather, which is designated in the *Cycle and Motor Trader* (London) as a "hand warmer."



Novel Hand Warming Device for Automobile Drivers, Utilizing Heat From the Exhaust

The patent relates to a hand warmer for the steering wheels of automobiles, aeroplanes and motor boats, in which internal combustion engines are used, and consists in utilizing and conveying to the steering wheels part of the hot exhaust fumes to circulate through a suitable tubular hand rest. The hand rest *B* shown in the accompanying illustration, is clamped below the rim of the steering wheel *A* by two-part clamps *C C*, parts of the latter serving to keep the rest and rim separated. The ends of the hand rest *B* are fitted with horizontal elbow connections *D G*, to direct the flexible pipes *F H*, respectively, inwards towards the steering column. That

end of the rest receiving the hot fumes from the exhaust pipe is fitted with a tap *E* for regulating the supply of heated fumes to the rest, the tap being fitted to the elbow *D*. From the elbow *G* a flexible pipe *H* conducts the portion of the exhaust diverted for the warming of the hands to a position where it may escape into the atmosphere without annoyance. The flexible pipe *F* communicating through the elbow *D*, with the other end of the hand rest has its remote end connected up with the exhaust pipe from the engines."

### Indestructible Roofs of Beauty and Utility


The National Sheet Metal Roofing Company of Jersey City, N. J., was the pioneer in the manufacture of metal shingle roofing material. Wise and practical men in 1882 saw the demand for a good article and formed this company. They saw that the day of the wooden roof was over, for the increasing scarcity of proper wood even then was manifest. The making of wooden shingles of a character to withstand the elements was impossible then and more so today. Sappy, cross-grained and poor wood was all that remained for use and a few seasons of storm and cold destroyed the shingles' usefulness.

Therefore, some other material had to be found. Naturally metal roofing was the solution. Slate was thought to be heavy, costly, and frequently required repairs. Tar and gravel was "messy" and impractical for slanting roofs. Some form of metal roofing was consequently and manifestly the best. Large sheets of tin rattled and cracked and constantly leaked at seams and joints.

So the present well-known Walter's "metal shingle" was invented. This roof cannot rattle, is easily applied and is self-locking. It is inexpensive and beautiful, for the metal can be formed into any desired shape and cheaply. Their duplication of the wonderfully attractive Spanish tiling is an example. When necessary, they create special designs and

# \$38.95 Buys this Complete Bathroom Outfit

## A Modern Bathroom For Every Home



Down go high prices—in goes this handsome high-grade bathroom outfit complete at **\$38.95**. Think of it. Your plumber would charge **\$75.00 to \$90.00**. Buy direct and save the difference. We are putting this splendid outfit in thousands of homes. Let yours be one of them. Here's the chance you've been waiting for. No home is complete without a modern bathroom. Keep clean, comfortably. Have same luxurious equipment at **less than half others pay**. **Satisfaction guaranteed or money back.**

#### WATER SUPPLY OUTFITS


Complete pneumatic water systems from \$42.00 upwards

#### STEAM AND HOT WATER PLANTS

You can save from \$100 to \$250 by buying your steam and hot water plants from us.

**Anyone can install** their own heating plant. Plans and detailed instructions furnished with every order. We have been selling these heating plants for more than 30 years. Send sketch of building—we will make you a price on a complete heating system. Our catalog gives prices on all sizes radiators and boilers.

Send for **Bid FREE** Greatest chance you've had. Buy now **CATALOG FREE** Have a fine modern bathroom in your home. Each piece highest grade. Can't be duplicated anywhere at three times the price. Immense business—unlimited capital—quantity buying—makes this marvelous bargain possible. In our big free catalog we list our entire line of plumbing and heating material, pumps, pneumatic water systems, pipe fittings, hot water and steam plants, acetylene lighting plants—gas and electric fixtures—all at a price saving that will startle you. Send for big free catalog. One hundred pages of real bargains. See our wonderful values. See how much money you save.



OUR CATALOG SHOWS EVERYTHING—KIND OF PLUMBING, HEATING AND LIGHTING FIXTURES. WRITE TODAY

M. J. GIBBONS

Dept. B, Gibbons Arcade

DAYTON, OHIO



**SLAP HALF THAT ROOF MONEY INTO THE BANK! And call it PROFITS —not EXPENSE!** Roof the homes you build with the famous *Edwards Metal Roofing* at **Manufacturers' Wholesale Factory Prices!**

Edwards Metal Roofing cost but little more than ordinary roofing. And it's the most marvelous home beautifier ever designed for particular

home-owners! It's a **PROVED FACT** that it *results in an instant leap in CASH VALUE of the home it crowns!* **THE EDWARDS SPANISH TILE** gives everything that is desirable about the Spanish Terra Cotta roofing tile without many of the objectionable points.

While it has all the beauty of form and color, the weight, breakage and difficulties of setting have been entirely eliminated.

Our Metal Spanish Tile are made of the best quality of Worcester grade Terne plate furnished painted or galvanized (*regalvanized after formation*) size 10x14 in.

Take advantage of this amazing opportunity in a hurry! Roofing the homes you build with *Edwards Metal Roofing* is the sure, quick route that *Hits The Trail To BIG ROOF PROFITS!*

A business proposition of immense proportions has just opened up for *Builders!* Ask us for confidential information about it when you write for further details about *Edwards Famous Metal Roofing* **Act QUICK! TO-DAY**

**THE EDWARDS MANUFACTURING COMPANY**

401-417 Eggleston Ave., : : : : CINCINNATI, OHIO  
 The Worlds Largest Manufacturers of Metal Roofing, Metal Shingles and Metal Ceilings.



Note the construction of patented side lock, the "Lock that Locks," used exclusively on all Edwards Shingles and Tile.

**MONTROSS METAL SHINGLES**

21 years test and satisfaction of all users back of them. Best roofing for Service, Durability and Economy. Will last life of the building.

Offer you a permanent, durable roofing for your customers, and a good profit for yourself.

Outwear wood shingles and composition roofings. Lighter than slate or tile. Embossed, then galvanized or painted. Easily applied, no soldering. Won't crack or break. Inexpensive. Stop maintenance charges. Suitable for all kinds of buildings.



Write us AT ONCE for Illustrated Catalogue, Testimonials, Prices and full information.


Montross Octagon Shingles and Gothic Tiles

**MONTROSS METAL SHINGLE CO., 102 Erie St., CAMDEN, N. J.**

**STANDARD—Lock Joint—METAL SHINGLES**

**ORNAMENTAL EASILY APPLIED — GUARANTEED WEATHER PROOF**

We can save you money on **CORNICE SKYLIGHTS VENTILATORS METAL CEILING ROOFINGS SIDINGS EAVE TROUGH CONDUCTOR PIPE**



Catalogue FREE

**CANTON Manufacturing Company**

1310 to 1320 East Second Street

**CANTON OHIO**

**Scott's "ARTILE" —METALLIC SHINGLES—**

Made in Painted Tin and in Galvanized



**BEAUTIFUL—DURABLE—CHEAP**

These shingles add value to any building, upon which they are used. Send for Catalog

**Agents Wanted THE SCOTT ROOFING & MFG. CO.**

Eastern Office Parkersburg, W. Va. 235-236 East Front Street Cincinnati, Ohio



*Beauty  
Endurance  
Economy*

These are the three great factors entering into the present success and the future of

### Chehalis Fir Doors

Architects specify them; builders ask for them; all dealers alive to opportunities handle them. They cost less—keep in stock better—are better made than other doors, are moreover adaptable to practically all hardwood finishes. Chehalis Fir Doors are made of Old-Growth Yellow Fir and nothing else. They are built with vertical stiles and rails and slash grain panels—the only doors where the grain of wood in all five panels is picked to match.

**STRENGTH—UNIFORMITY—BEAUTY**  
*A perfect match for yellow pine trims.*

Don't delay in finding out all about these doors. It will cost you one penny to investigate. The penny may save you many dollars. Send the card requesting catalog F tonight.

**IT'S FREE**

**CHEHALIS DOOR CO.**  
CHEHALIS, WASHINGTON

### In This Improved Swing Saw Machine the Saw Arbor Travels in a Perfectly Straight Line

**PRYIBIL No. 5 Parallel Swing Saw**

Also for grooving, gaining, rabbeting, tenoning, etc. Send for prices and catalog.

**P. PRYIBIL**  
520 W. 41 St.  
**NEW YORK**

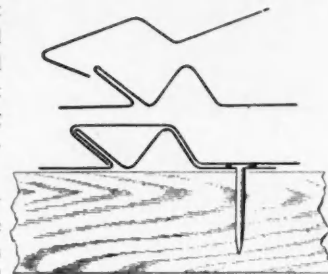


This Machine Cuts Parallel with Table

ornaments for use in particular work.

The vital point of any metal shingles is the lock by which they fasten together. This is the part of the shingle where moisture is most likely to enter. The good or defective features of any metal shingle depend to a great extent upon the lock.

The accompanying sketch is a profile of the Walter's patent expansion lock. This lock is of simple construction and represents what is claimed to be the easiest and most secure manner of locking metal shingles and tiles together.




This lock is termed a covered or protected lock. The construction of the Walter's lock requires more material than used in any other lock, as every safeguard is used in the construction.

These and many other interesting and instructive points are covered in the new catalogue of the National Sheet Metal Roofing Company, Jersey City, N. J., which has just been received. This book is entitled "Shingles that Last." Everyone engaged in building should write for a copy.

### Versatile Woodworking Machine

A machine has recently been invented in England intended for general use in the pattern-shop as well as the general woodworking shop which is capable of many adjustments



Panel Cut From a Single Piece of Stock With One Cutter


so that it can turn out a large variety of work. Some of the work done on this machine is illustrated showing a panel cut out with the use of a single tool.

### Concrete Mixing Troubles Solved

Mixing concrete by hand on the board certainly should be relegated to the dark ages in this era of cement construction. Every up-to-date contractor and cement worker should have an efficient mixer; not alone for better work but also for more work, bigger profits, and general versatility to take advantage of every job of concrete construction that might come up.


The Crescent mixer, made by Raber and Lang Manufacturing Company, 810 Mill street, Kendallville, Ind., is said to be a veritable marvel of efficiency. It is conceded by professional and practical men to be a machine of greatest utility and worth. The manufacturers have proven beyond the slightest doubt in all sections of the country that this machine has absolutely no superior in construction, principle, and last, but not least, fairness in price. The fact that "Crescent" mixers are sold to parties who already have had





Chicago No. 35 Pony Planer

# Machines for Contractors



Chicago Hand Jointer  
8, 12 and 16 in.

## Do Your Own Millwork!!

Stop paying somebody else profit — put it in your own pocket. Be in a position to estimate below your competitors. You can do this by installing your own Machinery.


## Money Saving Machinery

The contractor and builder who installs his own woodworking machinery can easily estimate under his competitors. Modern economic conditions *demand* it. Money you expend in millwork is profit for somebody else — the profit that rightfully belongs to you.


**Prices are Favorable** Our line is the most complete in the country and our prices are most favorable. All our machinery is of special construction to secure fine finished surfaces and reduce sand-papering to the minimum.

**Send for Lists and Circulars** Our monthly list (free to contractors) shows just the machines you ought to have. Write today.

**Chicago Machinery Exchange, 159-161 North Canal Street Chicago**



Hermance New 1910 "Wide-Open" Moulder  
*Up-to-date and a little ahead.*




Wood Turning Lathe and Countershaft  
16 and 20 inch



Chicago No. 7 Improved Swing Saw

## Huther Bros. Patent Groover or Dado Head

Will save it's cost in three days' time




Can be used on any Circular Saw Mandrel  
For cutting any width groove from 1/2" to 2" or over. Will cut a perfect groove, either with or across the grain, and leaves edges smooth. Will ship to any responsible firm on ten days' approval; if not satisfactory you are at liberty to return at our expense. We also make a specialty of concave ground, smooth cutting circular Mitre Saws, for either rip or cross cut. Grooving Saws for all kinds of special work; Lock, Corner Cutters, Concave Saws, etc.

Try our Scraper Blades and you will use no others:]]  
**HUTHER BROS SAW MFG. CO.**  
1000 University Ave. ROCHESTER, N.Y.

## VARIETY SAW

with or without Boring Attachment.

Write for Catalogue.




## B. M. ROOT CO.

Wood Working Machinery

New York Office,  
136 LIBERTY STREET

YORK, PA.




## TAYLOR FOLDING COAL CHUTES

FIT ANY WINDOW . . . . . ARE OUT OF SIGHT WHEN NOT IN USE

They are handy and durable, keeping basement windows in harmony, and they afford a light coal bin. Handles either wood or coal. OURS IS THE COMPLETE LINE.

WE CATER TO THOSE WHO WANT THE BEST  
**TAYLOR COAL CHUTE CO. KEWANEE, ILL.**

one of the machines in operation and who have seen others in operation, is certainly a recommendation of the wonderful merits of this machine worth mentioning.



The "Crescent" proportions automatically and positively, does it more accurately even than the man with the shovel. Any proportion you want can be had. The proportion can be set and changed at a moment's notice, without stopping work, while the machine is running, if you wish. The mix is perfect, and the labor required to operate is reduced to the minimum.

Every machine is built very strong and durable, to endure the rough treatment to which such machines are subjected. You will find it very useful whether you are making concrete products, laying sidewalks, putting in walls, or building bridges.

All interested should write at once for catalogue and prices.

### Lubricant for Wood

The friction between two wooden surfaces is often very great, so great that it seriously diminishes the mechanical effect of screws, wedges, etc. Hence the importance of a good lubricant in such cases. Undoubtedly the best article to use is plumbago. It may be mixed with hard soap and

applied in this way, and it has been known to double the effect of a wooden screw working in a nut of the same material. The great objection to it is its dirty character; it soils and blackens everything that it touches. Another article which is free from this defect, though it is not so efficient as plumbago, is talc or powdered soapstone. Mixed with soap, tallow or heavy lubricating oil, it diminishes the friction very much.

### Good Work of Gravel Roofers Association

The National Association of Master Gravel & Slag Roofers of America are entitled to much credit for their efforts to standardize roofing practice. Having in their membership most of the responsible roofing contractors in the larger as well as the smaller cities of the country, the Association clearly realizes the damaging effect that a poor tar and gravel roof has on their business. That there are such roofs, they do not attempt to deny, and it is the causes that make them possible that they are fighting to remove.

As pointed out in a recent article in these columns (page 35, Aug. number), by their Secretary, L. P. Sibley, one of their first points of attack was the "indefinite specification." The Association contends that the use of such specifications, calling for, say "(4 or 5) ply gravel roof laid in the most approved manner," provides an excellent opportunity for "most anything" to be used in the shape of pitch and felt surfaced with gravel or slag. To condemn a practice and not provide the cure would have been useless, and a Committee on Standard Specification was appointed. This committee carefully inspected many large roofs in various sections of the country, and their report was, therefore, based on actual results obtained—roofs in service 15 and 20 years, and in some cases even 30 years, "without repair cost." The report recommending a standard specification was adopted at the 1909 annual meeting.

A definite specification, however, would be of little benefit



## HARDWOOD FLOORS

**Builders and Contractors** know the vital importance of **Oak Flooring** in a home and are fast learning the difference between a house floored with old fashioned soft wood or cheap substitutes in Hardwood Flooring and the home-making qualities of a house with **OAK FLOORING**. The living, renting and selling values of any building, large or small, **is vastly increased by OAK FLOORING**.

**OAK FLOORING**  $1\frac{3}{8}$  inch thickness by  $1\frac{1}{2}$  inch, 2 inch and  $2\frac{1}{2}$  inch faces make very substantial floors, and is adaptable for all sizes of rooms.

**OAK FLOORING**  $\frac{3}{4}$  inch thickness by  $1\frac{1}{2}$  inch and 2 inch faces may be laid over sub-floors or over old floors very economically. It has the appearance of heavy flooring. Can be bought, laid and polished for about half the cost of a fair quality of carpet.

*Write us for further information.*

**OAK FLOORING BUREAU.**

416 Hammond Bldg.

DETROIT, MICH.

**EVERY CARPENTER KNOWS WHY**

***Dwight Special***

Is the Best Thin Flooring

**DWIGHT LUMBER COMPANY**

DETROIT, MICHIGAN

***Makers of the Best Hardwood Flooring***

**Parquetry and Mouldings**

When You Want Large or Small  
Quantities of

**High Grade Oak Flooring, Oak  
Parquetry Strips, Field, etc.**

—Write to—

**R. M. CUNNINGHAM**

Cor. Fourth and Market St., LOUISVILLE, KY.

**GEO. H. BISHOP & CO.,** Lawrenceburg, Indiana, U.S. A.

Makers of

**Fine Hand Made Hand Saws**

The Purest of Quality Our  
"GREYHOUND" Hand Saw



**I**N introducing our "GREYHOUND" brand of Saws to the trade, we have departed from our usual custom of numbering the saw. This saw will be known as our "GREYHOUND" and will be the only Bishop brand of saw known by name.




We have had a Chemist experimenting for years to originate a purity of steel with a fine grain and tough body that would stand up under such a fearless warranty as we place on our "GREYHOUND" brand of saws. We now have it. We know its worth as well as its value. As workers of steel we understand it. We had to name it and we have christened it Bishop's Refined "GREYHOUND" Steel, associating our trade mark with its name. We have in this "GREYHOUND" Saw blade a purity of steel that is tough, tempers accurately and even—together with the special way it is made—enables us to guarantee that this "GREYHOUND" brand of Saws will cut faster and run easier in all kinds of wood, hold its sharpness and set longer than any other makes of good Saws in the world. We Refund the Money if 30 days' trial does not prove our guarantee. Our pride is quality with an honest opportunity for the purchaser to judge. Each Saw is tagged with our warranty on it. No expense has been spared to make this Saw the most perfect in the world. We invite correspondence with anyone who has our "GREYHOUND" brand of saws in use.

Made in both straight and skew back. Packed One in a Box.

In workmanship this saw possesses all the skilled mechanical features known to the art of saw making. The hang of the blade has been carefully studied and adjusted, to suit the fancy of the most critical.

If this saw cannot be found in the Hardware Store and they will not order it for you, write to us. Price for 26 in. saw, \$3.00 delivered. We make anything in Carpenters' Saws.



**A New Modern Up-to-Date  
Jointer of Unique Design**

Made in 12-16-20 and 24 inches wide, with **Round Safety Heads**, long tables and frame **Cast Whole**. Equipped with Adjustable Fence and Counter-shaft. Cut shows rear side view. Full particulars on application. Address

**H. B. SMITH MACHINE CO.**  
SMITHVILLE, N. J., U. S. A.

Branches: New York, Chicago, Atlanta, Memphis

**Do You Know "THE SHELBY CHIEF"**



double acting, ball-bearing spring floor hinge? If not, better get acquainted. It is the leading surface floor hinge on the market. It is built to give satisfaction to the carpenter and builder. It is easily and quickly applied and will out-wear any other floor hinge. A trial will convince you.

We also make the Shelby Spring Butts which have no equal. An important feature about these spring butts is the way the weight of the door is carried upon ball-bearings set in hardened cups which have no perceptible wear after years of service. All frictional wear of parts are thus avoided. The carpenter's gauge on each hinge saves time in hanging a door.



Ask your dealer or write us to tell you more about them. We also manufacture a fine line of builder's hardware specialties.

**The Shelby Spring Hinge Co., Shelby, O.**



# ART GLASS




We manufacture

**Clear, Bevel Plate, Mitred Bevel Plate & Colored Glass**

—Set in—  
Lead, Zinc, Copper or Brass

—For—  
Residences, Public Buildings and Churches

Special designs quickly and satisfactorily executed.

Write today for our beautifully illustrated catalog.

**Clinton Glass Co.** 1001 W. 21st St., Chicago, Ill.

## HANDY LAMP

### Gasoline Lighting System

**DRAWN TRADE TO YOUR SHOP**




**BRILLIANT GAS LAMP CO.**  
 Dept. 20, 42 State Street Chicago, Ill.

Gives a 300 Candle Power Shadowless Light the instant you move the lever. Turns up or down like gas burns dim when not in use, or can be turned up instantly when more light is needed. It floods a 30-foot space with a brilliancy like daylight. Far cheaper than gas, kerosene or electricity, and so simple that anyone can use it. You can depend on it for years for any purpose demanding a big, strong light. Catalogue A. C. B. tells why. Send for it now.



**No Dust  
Smoke  
Cinders**

Travel Over the Road of Good Service

. . . THE GREATEST INTERURBAN SYSTEM IN THE WORLD . . .  
**THE MCKINLEY LINES**  
**EXPRESS SERVICE AT FREIGHT RATES!**

without a practical way of insuring a faithful compliance with it, and at the same meeting resolutions were adopted, which have resulted in standardizing roofing inspection.

By cutting into a roof the number of plies of felt can be easily counted, and what is of even more importance, one can see that the moppings of pitch are complete as specified. If there is difference of opinion regarding what inspection shows, and a section 6 inches wide by 2 feet long taken from the roof at right angles to the way the felt is laid is sent to the secretary's office, together with specification under which the roof is laid, he will promptly make a detailed report on what the inspection shows. The association, through its members, and other sources, is in touch with most of the large work, and upon receipt of information to the effect that the specification is not being complied with, the matter is immediately taken up with either the owner or architect.

The Association is also actively trying to bring about a better understanding of the value of "guarantees," which have become more of a factor in roofing than in any other work.

That guarantees have actually lowered the quality of roofing is hardly disputed, for the indefinite specification, careless application, poor workmanship, lack of inspection, and a general "skinning the roof" all pass unheeded if there is only a guarantee. The Association believes that primarily one should "buy a roof—not a guarantee," and a proper specification faithfully complied with does not require a guarantee. The calling for a long-time guarantee is evidence of the lack of knowledge on the part of the one who requires it.

Incline of the roof deck is another and very important factor. The Association is trying to have used on the proper incline the kind of roofing most suitable. The slope or incline of the roof has much to do with determining what kind of roofing should be used in order that maximum results may be obtained.

Such an Association certainly deserves to be encouraged and supported. Their co-operation with the architect and property owner has already been productive of good results, and as the advocates of good gravel and slag roofing they merit the confidence of everyone; in fact, the Association serves its members best by assisting property owners to obtain maximum value in roof coverings, and their opinion is frequently sought. They have the experience of 50 years of roofing practice behind them and "roofing is their specialty."

To the responsible roofing contractor this Association is a necessity. It gives him additional fighting force and protection, and if he is doing an active business, he should not be without their co-operation and assistance. As indicating the value they are to the responsible roofer, their recent large growth is very strong evidence, for in a little over two years about 140 new members have joined this Association.

The headquarters of The National Association of Master Gravel and Slag Roofers are Whitehall Building, New York City.

### To Make Waterproof Glue

Waterproof glue is manufactured of gum shellac three parts and India rubber one part by weight, these constituents being dissolved in separate vessels in ether, free from alcohol, subject to a gentle heat. When thoroughly dissolved the two solutions are mixed and kept for some time in a vessel tightly sealed.

This glue resists the action of water, both hot and cold, as well as most acids and alkalis. If the glue is thinned by the admixture of ether and applied as a varnish to leather along the seams where this has been sewn together, it renders the joint or seam water-tight and almost impossible to separate.

## Enameling and Painting Southern Yellow Pine

The idea of painting or enameling **YELLOW PINE** is not a new feature. Architects and builders have for several years been specifying a high-class white enamel finish on Southern Yellow Pine, and have achieved beautiful results in their enamel specification for halls, parlor, chambers and bath-rooms.

Southern Yellow Pine is also capable of producing the **best results obtainable with paint, either for interior or exterior use, and it will hold its finish for years** without showing age or discoloration, if first-class materials are used; cheap paint is a poor investment.

### A durable, economical and satisfactory wood for interior or exterior use

*Suggestions as to the painting or finishing of Yellow Pine furnished on application.*

#### YELLOW PINE MANUFACTURER'S ASSOCIATION

Suite 707 Wright Bldg., ST. LOUIS, MO.




**Burglar Proof  
Locks Auto-  
matically**

Is the only one which protects siding above and foundation at sides. Upper door shuts tight against frame, with recess inside, making a tight fit and weather proof

#### INTERSTATE MFG. CO. OSKALOOSA, IOWA

Made of  
Heavy  
Steel with  
Cast Iron  
Door  
Frame and  
Corner  
Irons



## Mr. Contractor:

THE man you build for depends largely on you and his Architect, if he has one, to advise him about the use of certain materials about which there are conflicting claims, and where the quality is more or less an open question.



☞ You are the Practical Man, much more so than the architect. You handle or direct the placing of every scrap of material used in the building.

☞ You should and do know quality. Can you afford to stake your reputation on a poor or cheap Roofing? The best are none too good, and nothing short of the best should pass your inspection.

### Mastic Roofing


is a safe anchor for your reputation. It costs a little more than the cheap stuff, but you don't have to keep after it with a paint brush.

☞ Ask us today for a sample and our proposition. It will make you money.

#### National Roofing Materials Co.

Office & Factory, EDWARDSVILLE, ILL.

## A PAYING SIDE LINE FOR YOU



### The Kees Regulator

works the drafts of a hot air furnace automatically, so as to keep the temperature even. It prevents waste of fuel through overheating, makes the home more comfortable and healthful and practically "runs" the furnace. Every furnace owner needs one. The price is moderate.

**You can make a good many extra dollars this fall selling and installing them.**

Drop us a card for full particulars.

**ED. KEES MFG. CO. BEATRICE, NEB.** Box 552

## CARPENTERS

In the booklet "Simonds Guide for Carpenters" you are told some of the true facts about the very high quality of Simonds Hand Saws. Made of Simonds Steel. You are also given a mass of useful Carpenter's information. A copy mailed **FREE** if you mention this paper and write today.

**Simonds Mfg. Co.** FITCHBURG, MASS:

### Art Glass Service

The work of the Clinton Glass Company, of Chicago is doubtless already well known to many of the readers of the AMERICAN CARPENTER AND BUILDER. For more than ten years

they have been proving to builders and dealers the advantages gained by the use and sale of Clinton Art glass products.

It is stated that this company does a quality business; they believe in quality, talk quality and deliver quality in every panel of ornamental glass shipped.

Although their assortment of stock designs is always complete, they make to order special designs in art glass of every description—fine church windows and beautiful landscape panels without any painted work whatsoever.

Their record for careful packing and safe shipment is nearly as perfect as possible—losses less than one out of 1,000 shipments—think of it, less than one-tenth of one per cent. It is stated that you'll find their prices lower for the same class of goods than those quoted by others—and you don't need to



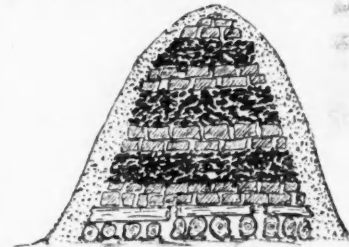
be an art glass critic to see the superior finish and artistic design of the goods.

Consult their catalog—or write about any special design you want. They state that they can make any design shown in any art glass catalog published and save you money, time and trouble on the job.

If you haven't a copy of their new enlarged catalogue be sure to ask for one. The Clinton Glass Company, Chicago, will mail it free and it will be a big help to you in getting business.

### Home-Made Lime Kiln

For those who have easy access to lime-stone deposits, is in many country districts, the method of making lime in a home-made kiln will be useful. The illustration shows a cross-section of a kiln built on a timber base. Arrange the base of small logs, placed side by side and close together. Make this base the size desired for the kiln, 10 by 14 or



12 by 16 feet, etc. Leave three open places between the logs to serve as flues, and in the center build a box of old boards to serve as a center flue. Make the box about six feet high. Cover the logs with fine, dry wood, and put a good supply of wood in the bottom of the central box. It is usually well to make this kindling with crude oil, to insure a good fire.

Over the kindling spread a layer of coal about four inches thick. Next put on an eighth-inch layer of the limestone, broken fine. Over the limestone spread another layer of coal slack, then another layer of stone, and so build up

## EVERSON VACUUM CLEANER

### WHAT YOU HAVE BEEN WAITING FOR

A high grade, noiseless type, non-vibrating vacuum cleaner. Conceded by experts to be the most perfect type of a portable (weight 35 lbs.) vacuum cleaner yet invented.

Price \$80.00 complete, which includes a full set of tools for every purpose of cleaning.

#### FULLY GUARANTEED

Our principle of dust separation maintains efficiency from start to finish of cleaning. Something unusual in other makes of vacuum cleaners.


We use Holtzer-Cabot Motors exclusively.

Agents wanted. You can clear \$0.50 per hour with it. Write the nearest office for circulars and information.

### EVERSON MANUFACTURING COMPANY

706-709 Marquette Bldg., CHICAGO, ILL.

Main Office and Factory 34 Oliver Street, BOSTON, MASS.



 **\$24.75** Special Bargain

No. 239

At the above prices we include Mantel, with Tiling and Grate, also Plated Frame and Front and Ash Screen. Write for our 50 page catalogue.

Sent free on application.

## MOORMANN & OTTEN

611-613 Main St.

∴

∴

CINCINNATI, OHIO



# CHICAGO GRILLE WORKS

1890 1910

18 years in our present location satisfied customers in every state in the union. We can satisfy YOU if you will give us a chance to figure on your needs in our line of work. Our 48-page catalogue will be mailed on request. (FREE.) It contains Seventy-two designs of Grille Work, Colonnade openings, Consols, and Parlor Columns.




Consol Design No. 5

826-838 Wells Street Chicago, Illinois

Get our price on Consol DESIGN No. 5. We have others.

**\$8<sup>50</sup>** FOR THIS COLONNADE



It's a Dandy. Bertelsen

(COLONNADE No. 1-2

A VERY LOW PRICE for this Striking New Colonnade

Materials and workmanship first-class throughout.

**Description of Colonnade**  
(Side casings and cap trim not included)

Made for 5 1/2-inch jambs. Made in oak or yellow pine, in the white, hand smoothed, ready for finishing.

**Prices**

(Any height not over 9 feet.)

**Style No. 1-2, Each \$8 50**

Columns are 6 inches in diameter, tapering to receive 5-inch compo. cap, pedestals are 20 inches high over all and the width is 24 inches over all, and when set in to receive casings extension from jamb is 18 inches. Top shelf is 10 in. wide.

**Style No. 2-2, Each \$9 00**

Same measurements as above, only pedestals are 30 inches wide over all and when set in to receive casings extension from jamb is 24 inches.

Send your order now. Don't let it get away from you.

**BERTELSEN ADJUSTABLE GRILLE CO.**

619 S CLINTON ST., CHICAGO



# Consoles


COLUMNS AND GRILLES

In quality and price our work is not surpassed.

You will make no mistake in writing us before ordering elsewhere.

Send for 36-Page Catalogue No. 16

It contains many fine designs of modern Grilles Columns and Consols.



**Northwestern Grille Works**

CHRISTENSEN BROS., Props. 1820-26 Milwaukee Ave., Chicago

Interior and Exterior **CAPITALS AND ORNAMENTS**



**DETROIT DECORATIVE SUPPLY CO.**

Limited

810 14th Avenue, DETROIT, MICH. Most Complete Catalog Ever Issued

**The Builder Who Knows: vs The Builder Who Guesses**

It is easy to tell which wins out. Stop guessing. Learn to estimate safely and rapidly.

The New Sixth Edition of

**THE LIGHTNING ESTIMATOR**

shows you how

SIMPLE RAPID ACCURATE RELIABLE PRACTICAL SYSTEMATIC

Easily adjusted to any locality. Based on experience not theory. Amply Illustrated and Bound in CLOTH. This is Your Opportunity to get on to the road to Success. Don't let it go by, but send \$1.00 TO-DAY, for a copy of this interesting book.

**BRADT PUB. CO.**

1260 Michigan Ave. JACKSON, MICH.

**Ten  
Substantial  
Reasons  
Why You  
Should  
Purchase the  
Climax  
Line of  
Furnaces,  
Stoves and  
Ranges—  
and no other.**




1. Because the line has been well and favorably known in every City, Village, and Cross-roads in the United States, for more than forty years.
2. Because the line we sell directly, or indirectly, and have field Agencies to look after, and take care of our business, as well as that of our customers.
3. Because you get a Factory Guarantee on your whole outfit.
4. Because your heater is made by, and installed by practical men—ones WHO KNOW HOW TO DO IT.
5. Because you can burn any kind of fuel in the CLIMAX—even the refuse from other Furnaces.
6. Because the furnaces are made by stove-plate Molders, of stove-plate material; all brand new, and not half old junk.
7. Because of improved principle of combustion, giving you over-draft, down-draft—any kind of draft.
8. Because equipped with large double feed doors—big enough to drive in pony and cart.
9. Because has a Cast Iron Smoke Pipe.
10. Because we sell all our heaters under the strongest guarantee, that they will do the work—or no pay:—BEWARE OF TRAPS FOR THE UNWARY.

**THE TAPLIN, RICE-CLERKIN CO., MFRS, AKRON, OHIO**  
The Only Stove and Furnace Folks      Send for Catalogues

### A LIGHT BASEMENT

With all the conveniences of the coal chute, can be obtained by using the Window-Chute—"the one with the glass." It's different from all others because it's a window and a chute all in one. Saves the cost of a frame and sash otherwise necessary. Saves another opening through the wall—You've sometimes found it difficult to locate another.



Notice the plate at the top of the frame? That covers the glass when the chute is open. It swings at the outer end and drops down, forming the bottom of the chute.

**Beware of Infringement.**

We also manufacture the famous "Holland Furnace." "The Holland Furnace makes Warm Friends."

Write for Booklet

**HOLLAND FURNACE CO.**

Dept. "A" Holland, Mich.

Clare Bros. & Co., (Ltd.) Preston, Ont.


the kiln to the desired height, alternating the layers of slack and limestone. Draw the layers in as you build them up to make the finished kiln cone-shaped. Put an extra layer of coal on the top and cover with clay, leaving the cross-flues open. Start the fire at the bottom of the central box. If a good fire is not started, fire at the cross-flues also. When the fire is well started, close the flues with clay and allow the fire to burn itself out. This will require from six to ten days, depending upon the size of the kiln. In building, use about one-fifth as much coal as stone.

### "Union" Metal Columns

Columns of proper proportions and style are of prime importance in the adornment of an edifice, and to be really valuable, their lines of beauty and symmetry must be permanent and durable. Another essential of a good column is strength.

"Union" metal columns fulfill all of these requirements and besides have many other superior qualities. They are made by the Union Metal Manufacturing Company of Canton, Ohio, and in their production the manufacturers have certainly overcome many of the serious and annoying defects common to wood columns, such as splitting, warping, opening up of glued up joints, rotting, etc.

The manufacturers have proven and are proving every day the truth of their many claims of superiority of Union metal columns by the receipt of many unsolicited letters from their patrons in nearly every state and many foreign countries expressing the most perfect satisfaction and unqualified endorsement of Union metal columns. The illustration shown on this page is of the Missouri State School for the Deaf,



Classic Portico of "Union" Metal Columns

located at Fulton, Mo., whose elegant and massive portico is equipped with Union metal columns, 26 inches diameter at base of shaft and 24 feet long. Hon. M. Fred Bell, official architect for the State of Missouri, created this beautiful portico and specified the Union metal columns and pilasters used thereon, and while the job is admired by many, and highly prized by the manufacturers of Union metal columns as being one of their most elegant installations, yet they advise that they have many such installations throughout the country.

The manufacturers also advise that Union metal columns are rapidly coming into general use in many different parts of the country, for porch work on houses and cottages of moderate or even low cost and also for ordinary pergolas or arbors.

Union metal columns are made in various designs following as nearly as practical the classical order of architecture, and ranging in size from the smallest up to 40 inches in diameter

# Honeywell Hot Water Heating is the Best

## THE HONEYWELL SYSTEM

It is not only the cheapest system to install, but by far the most sightly, efficient, responsive and economical system on the market. It contains one-third less water and heats one-third quicker, with a resultant saving in fuel. The water circulates from the boiler to the radiators from *three to five times faster* than in the old style system, hence quick results from firing with a minimum loss of heat in transmission. No large, unsightly piping through the rooms with this simple system. Owing to the very rapid circulation of the water  $\frac{3}{4}$ " pipes are amply large to supply any sized radiator on the upper floors.

*Every Radiator* heats perfectly with the water at a temperature as low as 85 degrees, which can be increased to a temperature of *240 degrees without boiling* inside of a *few minutes*, giving the system the efficiency of steam at 10 lbs. pressure to meet extremely cold weather, while retaining all the valuable features of the mild temperatures of hot water.



THE HONEYWELL "CLOCK" THERMOMETER


### 34,000 SYSTEMS IN USE

Endorsed and Sold by the Leading Manufacturers of Heating Materials.

Free engineering advice given the trade on all installations. Failure absolutely guaranteed against.

If you have an unsatisfactory job of hot water heating, we can cure it at a very small cost and without remodeling.

Write us for full information regarding this eminently successful system that is revolutionizing hot water heating.



THE HONEYWELL "CLOCK" HOT WATER RADIATOR VALVE

## Honeywell Heating Specialty Company

Plant and General Offices

WABASH - INDIANA



This is the inner radiator of the **HESS STEEL FURNACE**. It's all steel and contains the fire, with its gas, smoke and dust. Radiator leakage in other furnaces sends gas and dust to the rooms, but never in the **HESS**, for every joint and seam in a **HESS** radiator is sealed tight with melted steel. **EVERY JOINT IS WELDED AND STAYS TIGHT FOREVER**. Inferior furnaces are not built that way. Cemented radiators always open after a while and give trouble. It's impossible with the **HESS**.

## HESS FURNACE

You can buy our furnace direct from our factory, at the factory price, and test it 60 days in winter weather. If not pleased, return it at our expense for freight both ways and pay us nothing. This offer and lots of good furnace information will be found in our free 48-page furnace booklet. Ask us for one. A postal card will do.

**HESS, 920 Tacoma Bldg. - CHICAGO**


### CONTRACTORS and BUILDERS THIS WILL INTEREST YOU

A furnace for small houses, cottages and bungalows, at a small price.

**NO PIPES—NO LOST HEAT**

Write us for particulars about the Great Bell Furnace.

**American Bell & Foundry Company**  
NORTHVILLE, MICH.



### Improved Star Furnace

Meets every requirement for durability, simplicity and ease of management.

**BEST HOT AIR FURNACE ON AMERICAN MARKET**

Its heating power is wonderful and cost of upkeep is the minimum.

Write for Catalog—It's Interesting

**STAR M'FG & F'D'Y CO.**  
Forest Park Boulevard  
St. Louis, Missouri



at base of shaft, and 35 feet long. The bases of all designs are made of high-grade cast iron, the shafts of special quality sheet steel fluted; and in the larger diameters two ply of same is used, being rolled and fluted together. The capitals vary according to design made of pressed zinc or copper, cast iron or composition cement plaster. The shafts of all designs and sizes can be made of heavy sheet copper and reinforced with sheet steel when desired at a very reasonable cost.

It can be seen by this brief description that Union metal columns are very strong comparatively and that their strength is durable. The secret of their extraordinary strength lies in the fact that the shaft is correctly tapered and fluted the full length, thereby making it capable of withstanding a remarkable crushing strain.

These columns are broadly protected by U. S. patents as are also the machines used in their production which accounts for the fact that the columns are made exclusively by the Union Metal Manufacturing Company, of Canton, Ohio, who will gladly respond to all requests for further information, and will send catalogue and prices to all applicants.

### Properties of the Circle

A few of the most important properties of a circle are as follows:

The diameter cuts the circle and its circumference into two equal parts. Equal arcs of a circle are subtended by equal chords.

The circumference of a circle is 3.14159265 plus times the diameter. In ordinary practice we get the length of the circumference with sufficient accuracy by multiplying the diameter by 3.1416. From the foregoing it is seen that the circumference of two given circles are to each other as their diameters. That is to say, if the diameter of one circle is twice as long as the diameter of another circle, the circumference of the first will be twice as long as that of the

second; or if the diameter of one circle is three times as long as the diameter of another circle, the circumference of the first will be three times as long as that of the other.

The area of a circle is equal to the product obtained by multiplying 3.1416 by the square of the radius, or by multiplying .7854 by the square of the diameter. From this we conclude that the areas of any two circles are to each other as the squares of their radii, or as the square of the diameter or the square of the radius of a circle is twice as great as the square of the diameter or the square of the radius of another circle, the area of the first will be twice as great as the area of the second circle.

The area of a circle is greater than that of any plane figure which has a bounding line of the same length as the length of the circumference of the circle.

### "The Proper Treatment for Floors Woodwork and Furniture"

We borrow our title for this article from a book issued by "The Wood Finishing Authorities"—a book which fully justifies its title, by the way, and one which we will comment on later.

It is gratifying to note that this subject of artistic wood finishing is more and more becoming a matter of popular interest, popular in the sense that the public in general has awakened to the importance of this part of home development.

The past few years have brought about a remarkable rise in the standard of wood finishing. In the homes of people of modest means a degree of artistic harmony is often found in floors, woodwork and furniture, which rivals the most pretentious establishment.

In this national movement toward "The home beautiful" is seen the readiness of Americans to respond to every reasonable suggestion in the direction of a higher plane of living.

**5 H. P.**  
**\$119.50**

**2-28**  
**H. P.**



**The Galloway Gasoline Engine**

Owned and made exclusively by the  
William Galloway Co., Waterloo, Iowa.

will run your shop at several times its present capacity and enable you to take lots of jobs that you have to turn down now because you have not the capacity.

Only four things to do:

Turn on the switch, turn on the oil, turn on the gasoline give the fly wheel a start, and the Galloway will go right along all day without further attention. It is ideal power for a small shop, and it's got the capacity to take care of your growing needs.

The Galloway has been classed as a standard, high-grade engine for fifteen years. Over 4,000 in use in Iowa alone. Thousands in every other State and Territory.

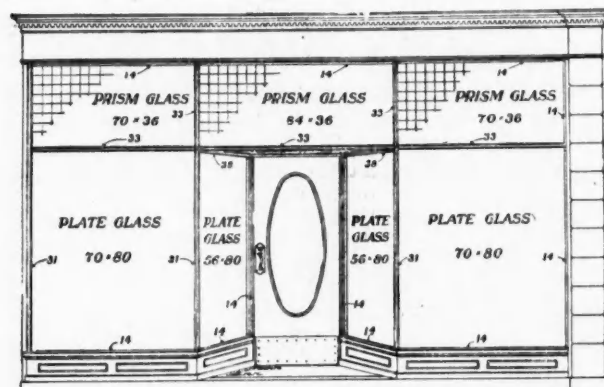
If you try the Galloway engine, you will find that it is not oversped. Remember, the bore and stroke count, and you don't have to drive your engine faster than you ought to drive it to get the rated horse power. Rated by actual brake tests.

On the larger sizes if it is not entirely convenient for you to pay all cash, we will take your note for the balance at the regular rate of interest for six months.

The price given is for the five-horse power only, but we make these engines in seven sizes.

Ask for free information on stationary and portable gasoline engines from two to twenty-eight horse power. We make the best, and we price them at a reasonable figure. Write today.

**The William Galloway Co.**  
1145 Galloway Station      WATERLOO, IOWA



## Send for this Book

"Modern Store Front Construction" tells about the best form of this construction—the Petz System. Gives illustrations of various kinds of store fronts and descriptions of Petz Corner Post and Transom Bars. Shows how easy they are to install, how artistic in appearance and how reliable.

Petz Bars are endorsed by insurance companies, and they know. Pay you to take advantage of their experience. Anyway let us send you the booklet.

## DETROIT SHOW CASE CO.,

Sole Makers,

491 West Fort St., Detroit, Mich.


# ART GLASS

Leaded, Window, Plate (plain and bevel) Mirrors, and a complete line of glass for building purposes.

THIRTY YEARS' practical and business experience has enabled us to perfect most artistic and pleasing designs at FACTORY prices.

Sketches and estimates furnished promptly on application.

**The Suess Glass Co., Station C, Chicago, Illinois**



## Roenius Wood and Coal Chutes

**A NECESSITY TO EVERY MODERN HOME  
NO MORE DAMAGED CASINGS OR SASH**

Roenius Chutes are equally desirable for houses of low or high cost.

**Nearly 20,000 in Use**

Safe from outside tampering or entrance and weather-proof. Are easily opened and locked.

Write for Catalog

**Grand Rapids Foundry Co.**  
High Street - Grand Rapids, Wis.

## DOW

**Wire & Iron Works**  
(Incorporated)  
LOUISVILLE, KY.

# IRON LINTELS

**Beams, Angles, Anchors, Hangers.  
Ornamental Cast Iron Fronts and Stairways.**

Annual Output  
Eight Million Barrels

The uniform high quality, the regular setting properties and good popular color of Universal Portland Cement recommend it to the building contractor for concrete work of all kinds.

## On the Square

every builder should have my little works and be a constant reader of the "Cement World," the leading paper of its kind published.

|   |        |
|---|--------|
| STEEL SQUARE POCKET BOOK.....                             | \$0.50 |
| FOLDER (in case with pockets).....                        | .25    |
| DESIGNING (finely illustrated).....                       | .50    |
| CEMENT WORLD.....   | 1.00   |
| All for \$1.75. <span style="float: right;">\$2.25</span> |        |

**DWIGHT L. STODDARD**, Author of "Steel Square Pocket Book," 328 W. Raymond St., Indianapolis, Ind.  
Send for other Combination Offers.

**"The Slate that Lasts a Lifetime"**

# GENUINE FRANKLIN TUNNEL

**ROOFING SLATE, BLACKBOARDS, STRUCTURAL AND ELECTRICAL SLATE**

The *increased demand* for these slate is the best evidence of their satisfying qualities.

Write for Booklet and Price List

Sole Quarriers and Manufacturers

**SLATINGTON SLATE CO.** Established 1852

**SLATINGTON, PA.**

**"TRUS-CON"**  
TRADE MARK

## JOIST HANGERS

**Strongest**  
as shown by  
University Tests



Made from OPEN HEARTH STEEL.

**SAVES** cutting and weakening of timber. ∴ ∴ ∴

**SAVES** labor in installation.


LOWEST FIRST COST

All styles and sizes for brick and Concrete Walls, Steel and Wooden beams. ∴ ∴ ∴

**WRITE TODAY FOR PRICES  
To SPECIALTY DEPT.**

**TRUSSED CONCRETE STEEL CO.**  
344 Trussed Concrete Bldg., DETROIT, MICH.

# SYKES METAL LATH



The lath that is positively different to anything else made; different because it combines more good features.

Cup lath is the only Expanded Metal Lath

that can be plastered on either side—cannot be applied wrong because both sides

are alike.

We make two kinds—Sykes Expanded Cup Lath, and Sykes Trough Lath. Both are supreme for their own purpose.

The top illustration shows Trough Lath, bottom cut depicts Cup Lath.

### NO PICKLED LATH

Sykes Lath is absolutely guaranteed not to have been pickled in an acid bath. This means that the weight and thickness is not reduced and is less susceptible to rust. Requires no furring out from studs because it is self furring.

It has been approved by U. S. Government and by leading architects, carpenters and builders throughout the country. In fact, when we say it is the best ever made we are simply stating a proven fact.

Samples and prices mailed upon request.

**Sykes Metal Lath & Roofing Co.**  
NILES, OHIO



Certainly there has been no lack of suggestions of recent years tending to spur people on to higher ideals of wood finishing.

A great number of magazines devoted entirely to home beautifying are full of educational articles on wood finishing and much space is given to the subject in periodicals of general circulation among all classes.

It is not in the editorial pages of these magazines, however, that we find the most potent, the most effective influence in the beautiful home movement.

Turn to the advertising pages. There you will find the big force at work—the true note struck—to which our public is responding.

The advertisers not only offer the suggestion, implant the desire, for the home beautiful—they crystalize that desire into immediate action.

For instance, no matter how rapidly a man or woman is turning through certain prominent magazines, this appeal in large type cannot be missed:

"Let us send you free sample to prove that you can artistically color and finish the floors, woodwork and furniture in your home."

That strikes the responsive cord. It stimulates ambition into action—and accomplishment follows. We borrow that, too, from "The Wood Finishing Authorities." We could not hit upon any advertisement or upon any particular advertiser that would illustrate our point more aptly.

In fact any comprehensive review of the development of artistic wood finishing in this country would show S. C. Johnson and Son of Racine, Wisconsin, as leading factors for over a quarter of a century.

Let us not lose sight of the fact that the decorating craft owes this firm a heavy debt for the discovery and perfection of Johnson's Wood Dye.

Johnson's Wood Dye was developed on the sound principle that the natural beauty of woods has more artistic value than any colored coating that remains on the surface, thereby detracting from the beautiful tones and grainings of the wood itself.

This firm put years of costly experimenting into the perfecting of this material that sinks deep into the wood, fixing the color desired. The dye leaves the wood perfectly natural except that the beauty and contrast of the grain are even more marked and new artistic effects of tone and texture brought out.

Johnson's Wood Dye is made in fourteen standard shades and any other shade may be easily produced, as all colors may be lightened by adding alcohol and darkened by adding their Flemish Oak Dye.

Over the dye either a dull wax or a glossy finish may be developed with the very best results. The surface of the wood has not been impaired as in the case of an unnatural extraneous coloring material.

Johnson's Prepared Wax applied over the Dye also becomes an integral part of the wood, working into the pores. It forms a protecting coat and produces the beautiful dull-lustre finish now so popular, without interfering with the artistic value of the naturally colored wood. Both the dye and the wax are very easily and quickly applied.

Where a higher gloss than the wax finish is desired, Johnson's Under-Lac is being used over the dye.

Under-Lac is another Johnson product of distinctive character. It is used instead of varnish. It is a light, thin, elastic spirit varnish which produces the "hand-rubbed" effect admirably. Aside from the superior finish it insures, it is constantly growing in popularity among decorators because it is so easily applied. It does not "crawl" or "lap" and it dries hard in half an hour.

These and numerous other products of "The Wood Finishing Authorities" are taken up in a most interesting and in-



If you keep in mind the fact that for 60 years we have specialized on Woodworking Machinery, you will understand why

# "DEFIANCE PATENT WOOD-WORKING MACHINES"


never fail to give satisfaction, no matter where used.

We build up-to-date machines for making Hubs, Spokes, Rims, Wheels; Automobile, Carriage and Wagon Wood Work, Handles of every description, Spools and Bobbins, Hoops, Chair and Table Legs, Neck Yokes, Single-trees, Poles and Shafts, Oval Wood Dishes, and a general line of wood work.


## THE DEFIANCE MACHINE WORKS

DEFIANCE, OHIO


Full particulars and detailed quotations upon application. Send for catalogue.




No. 16 Post Borer




36 In. Band Re-Saw



No. 8 Shaping and Planing Machine



12 In. Planing and Boring Machine



Transverse Moulder



"Victor" Scroll Saw.




"Diamond" Mortiser.

## FOOT, HAND AND POWER WOOD-WORKING MACHINERY

For Carpenters, Builders, Cabinet-Makers, and Other Wood-Workers


Built For Hard Work, Accurate Work And Long Service



"Rox" Moulder.

ONE MAN with one of these machines will do the work of four to six men using hand tools; will do it easier, will do it better.

WE GUARANTEE each machine to be thoroughly practical and accurate. Machines sent on trial, and if not found entirely satisfactory, may be returned at our expense.



"Union" Combination Self-Feed Rip and Cross-Cut Saw



No. 8 "Union" Power Saw.

Enterprising mechanics are quick to see the superior merits of our machines. It will pay you to investigate these advantages.

SEND FOR CATALOG "A"

## THE SENECA FALLS Manufacturing Co.

218 Water Street, Seneca Falls, N. Y., U. S. A.



No. 6 "Union" Combination Saw. (96)

structive way in the book we mentioned—"The Proper Treatment For Floors, Woodwork and Furniture."

Through their splendid and extensive advertising, S. C. Johnson & Son are placing this book with their free samples in thousands of homes every month. Such work as this means not only more decorating contracts for local men but a higher order of work. And it means surer results for the decorators with less time and effort because the Johnson products are absolutely *right*—each for its special class of work.

These materials are easily used with complete success even by the least experienced workmen. The Johnson book, which will be gladly and freely furnished to any of our readers requesting it, is a thorough lesson in the use of all Johnson finishes. Any of our readers who have not read this book will do well to send for a copy. Free samples of Johnson's Wood Finishes are also available to our readers.

Address S. C. Johnson & Son, Racine, Wisconsin. This firm co-operates with the trades in the most broad, liberal and progressive way. They work "hand in glove" with the painter, decorator and contractor, spending large sums of money in the magazines to create demand, then directing that demand to the local men who can take care of it. Large and attractive display cards for window and store are given to the men who use the Johnson materials and a beautiful set of wood panels are furnished them, showing the results obtained with Wood Dye of all shades on different woods.


These are a few of the things that one manufacturer is doing toward the home beautiful movement. No wonder we, as a nation, are progressing some along that line.

#### Exhibit of Plastering Surfaces

The accompanying photograph is interesting as showing a large number of the cement plastering surfaces now in use. Ten different forms of metal lath are illustrated, three forms

of wood lath, besides brick, concrete blocks and hollow terra cotta tile. All of these are in use by builders for modern stucco work.

It seems that there can be no excuse now for anything



#### Come on with the Stucco!


but the very best of cement plastering, when builders have such a selection of materials as this to draw upon—and with every manufacturer ready, even anxious, to send complete information as to the proper way to do the work.

#### The Largest Map

It is doubtful if there ever has been produced a single map which equals in size and in the detail of its information the great map which has recently been prepared in New York

## Clothes Dryers Modernize the Building

For Use in Public Institutions, Apartments, Hospitals, Hotels, Clubs.



A Modern Residence Laundry Room Showing Installation of "Chicago Francis" Dryer and Laundry Stove.

### Ideal for the Large or Small Home

Costs little to install. No extra operating expense.

### The "Chicago Francis" Excels Them All

in construction, efficiency, and economy of operation.

### SUNSHINES ONLY SUCCESSFUL RIVAL

It succeeded because it is always ready. Winter or Summer Sunshine or Rain. Write for Catalog. L-12  
Address nearest Office

**CHICAGO DRYER CO.**

Dept. L

OR


**DRYER M'F'G. CO.**

Dept. L

383 Wabash Ave., Chicago, Ill.

206 E. 26th St., New York City

## WHITE MANTELS make home-like homes



Price of Mantel only \$14.85.  
Price of mantel as shown above with combination coal burning grate and first quality enamel tile, any color for hearth and facing—\$22.40.

### Mr. Contractor:

Our Catalog should be in your hands. It shows Mantels of Wood or Tile of every description every one of which can be installed AT A GOOD PROFIT.

### Our Designs Are Exclusive

Every one can and should install a White Mantel. They are made to accommodate the small cottage or the modern mansion at prices to suit any purse.

*White Mantels are made to Heat as well as Beautify  
Our Catalog is worthy of a place on your Desk*

**WHITE MANTEL & TILE CO.**

100 Jackson Ave.

Knoxville, Tenn.


WATER-FIRE AND  
LIGHTNING PROOF


TRADE  
**TITELOCK**  
MARK

**METAL  
SHINGLES**

MAKE THE BEST  
ROOF COVERING

NOTE THIS  
LOCK-JOINT!





The nature of embossing and the crimping lengthwise of the plates insure rigidity and strength, also provide perfectly for the expansion and contraction of the metal.

SEND FOR SAMPLES AND BOOKLET.

**"Invisible Joint"**  
STEEL CEILINGS  
SEND FOR CATALOG.

**MILWAUKEE CORRUGATING CO.**  
MILWAUKEE, WIS. - KANSAS CITY, MO.

EAVES TROUGH, CONDUCTOR PIPE, ELBOWS, RIDGE ROLL, SHEET METAL ROOFING AND SIDING, ETC.  
SEND FOR PRICE LIST.

### Two Massive Books in One

Over 300 Money-Saving Designs.

At a cost of many thousands of dollars and after years of experience of hundreds of the most practical building experts, the Radford Architectural Company has published the **Only Combined House and Barn Plan Book** in existence. Any person contemplating building a house, barn or farm building, or any one figuring on making improvements on the farm of any nature should secure a copy of this large and valuable book.

**Farm Buildings of Every Description**

The farm buildings shown in this book are illustrated by large drawings of floors, sides, ends and framework, together with perspective views sufficient to guide the contractor or builder in the construction of any of the buildings described.

**More than 1,200 Illustrations**

This book is illustrated with over 1,200 copper half-tone plates and zinc etchings, reproduced from architects' drawings made especially for it. Among the illustrations are perspective views and elevations of over 300 houses, barns and farm buildings and many hundreds of illustrations giving details of construction. These were all designed and drawn by the best architects and selected for their popularity with builders.

The **Combined House and Barn Plan Book** contains about 300 pages, size 8x11 inches. It is printed on the best quality of woven book paper and supercalendered paper from new, large, clear type.

**This book will be sent to any address, express prepaid, together with the American Carpenter and Builder for one year, for \$2.00.**

Address: **American Carpenter and Builder**, 185 Jackson Boul., Chicago

### Bungalows for Any Climate

208 Brand-New Designs

This handsomely bound book, size 8x11 inches, 224 pages, contains perspective views and floor plans of 208 Bungalows suitable for any climate and for every material. The illustrations show the Bungalows exactly as they will appear when built and the floor plans show the size and arrangement of the rooms, windows, closets, plumbing and interior details. The estimated cost of construction of the Bungalows shown ranges from \$500.00 to \$5,000.00 each.

**Best Ideas in Bungalow Architecture**

In this big book is condensed the best thought on Bungalow construction. The home builder and contractor will find here every style of Bungalow that has proved itself worthy of being classed with that form of architecture. Freak ideas that serve no good purpose, but are an item of large expense, have been carefully excluded from this collection.

**Largest Bungalow Book**

"Artistic Bungalows" is the largest and most complete work of its kind ever published. In its 208 Bungalow designs are many that will appeal to every taste. Economy of construction, as well as beauty and harmony of design has been carefully kept in mind. Convenience of interior arrangement, light, and closet room have all been considered.

**Plans Are Guaranteed To Be Correct**


The plans for every Bungalow shown in this book were drawn by licensed architects, men who have made a life study of home construction and who know the economy of planning buildings that allow of the use of the standard sizes of lumber and material. Every floor plan shown in this large collection is guaranteed to be absolutely correct from an architectural standpoint.

This big, new book is printed on high-grade enameled paper from the best halftones and zinc etchings, more than 600 illustrations being used in its pages. It is handsomely bound in silk cloth, with an ornamental cover design in colors.

**This book will be sent to any address, express prepaid, together with the American Carpenter and Builder for one year, for \$2.00. Address**

**AMERICAN CARPENTER AND BUILDER**  
185 Jackson Boul., Chicago.


## Walter's Metal Shingles



**Won't Rot Like Wood  
Won't Crack Like Slate**

**1883 - 1910**

It is a superlative article that increases in demand after 27 years in use.



**WALTER'S**  
Shingles That Last. Never Leak. Never Need Repairs. Made in Painted Tin, Galvanized Tin and Copper.

We want an Agent in every city and town. A profitable business and satisfied customers is the experience of the man who handles WALTER'S Shingles and Tiles. Write for Catalogue, Samples and Price.

**NATIONAL SHEET METAL ROOFING CO.**  
JERSEY CITY, N. J.

**The only absolutely protected or covered Lock. No chance here for the lock to flood and leak.**





# \$25.85

For this elegant, massive selected oak or birch, mahogany finished mantel.

"From Factory to You"

Price includes our "Queen" Coal Grate with best quality enameled tile for facing and hearth. Gas Grate \$2.50 extra. Mantel is 82 inches high, 6 feet wide. Furnished with round or square

"Reputation and Quality Count" columns, full length or double as shown in cut. Dealer's price not less than \$40.


## CENTRAL MANTELS

are distinctive in workmanship, finish and style. Twenty years' experience enables us to know and satisfy the needs of those who want mantels of quality, different from the rest. We build all styles—Colonial to Mission.

CATALOGUE FREE—Will send our 112 page catalogue, the finest ever issued, free, to carpenters, builders, and those building a home

**CENTRAL MANTEL COMPANY,**  
1247 Olive Street, St. Louis, Mo.

## Mantels of Wood, Brick or Tile



furnished direct from factory at attractive prices, freight paid.

### TILE and GRATES of every description

Our No. 51 Grate is guaranteed to heat from 8,000 to 10,000 cubic feet of space in zero weather.


### CATALOGUE FREE

Contractors and Architects, send us the names of your clients requiring Mantels, Grates and Tile for same, as well as Tile Floors and Wainscoting of every description. We will make it interesting for you. Send plans for estimates.

## HEITLAND GRATE & MANTEL CO.

No. 102 South Fifth St. Quincy, ILL.

## Sold on Trial for Ten Years No Money Down



We pay freight both ways, if not satisfactory. For the past ten years we have been selling the Gade engine on trial. It has to talk for itself. Just ask us to send you an engine on 30 days trial. Ask us how we cool the cylinder without the use of fans or water. Find out why we use one-third Less Gasoline than other makes.

**Gade Bros. Mfg. Co.,** Main Street, Iowa Falls, Iowa

for the use of the directors of the Missouri Pacific Railroad. The map, which is 35 feet wide by 45 feet high, includes, on a scale of eight miles to the inch, the North American continent from the Canadian border to Panama. Its special purpose is to show, in their positions and relations, the railroads of the country.

## Electric Motors for Woodworking Shops

The use of electric motors for driving wood-working machinery has increased very much in the past few years. Most wood-working machinery operates at comparatively high speed, and this necessitates much shafting and belting, running also at high speeds.

The losses in shafting and belt transmission have been proved very high; the danger due to these high-speed power transmitters is great; the dust, dirt and noise are objectionable, and the fire hazard is also an important factor—these combined have been enough to make the benefits of electric motor drive easily apparent.


The band saw is one of the wood-working machines which can be very efficiently operated by individual motor. This machine is used in a large variety of works. In many cases it is the only wood-working machine in the establishment.

At this point the individual motor drive suggests itself and in the cases where it has been adopted, has proved entirely satisfactory. Various ways of driving are in use: the earlier applications have been by simply belting from the motor pulley to the band-saw pulley,—then the motor has been set on the floor and connected to the band-saw shaft by means of gearing. Later the motor has been set on the floor or on an extended part of the frame and the motor shaft coupled to the band-saw shaft.

The Roth way, as exemplified by wood-working machinery of Roth Bros. & Co., Chicago, Ill., is the latest type of modern up-to-date direct-drive. The motor is of a special design, having a supporting ring at one end which is bolted against the band-saw frame. A special long bearing is used at the band wheel end, which extends through the band-saw frame, and the band wheel fits on the motor shaft close up to this bearing.

This motor runs at a slow speed so as to adapt it to directly driving the band-saw wheel. There are only two bearings, no pulley or belts; consequently the maximum efficiency of operation is obtained. The motor is fully enclosed and protected against dust and mechanical injury. The general construction and materials entering into the manufacture of these Roth band-saw motors is up to the usual high standard of Roth apparatus. Steady power is obtained by this construction because there are no belts to slip, and this, with the elimination of vibration insures better work.

The floor space occupied is reduced to the minimum, and as the motor is up, out of the dirt, it will have a long life.





**Acme Woven Wood Lath**  
**For Interior and Exterior Use**

When applied and plastered or concreted  
 In accordance with our specifications,  
 Is guaranteed to make a perfect wall  
 Free from lath cracks and lath buckles

**BOOKLET FREE ON REQUEST**

**Acme Woven Wood Lath Co.**  
 Suite 1015 New Bank of Commerce Building  
 ST. LOUIS, MO.

**Wood Carvings for Interior Finish**

Our beautiful Catalogue No. 21 will be sent upon receipt of 15 cents in stamps. Our product is of the highest grade, and too large to list here.

Write today

**Waddell Mfg. Co.**  
 Corner of Taylor and Coldbrook Streets,  
 Grand Rapids, Michigan

**60,000 Columns**

At an average of \$5.00 each or 6,000 at \$50.00 each gives you an idea of the annual capacity of our plant.

We own the largest factory building in the world devoted exclusively to the manufacture of high-grade COLUMNS and PORCH WORK.

A new and very complete catalogue of COLUMNS will be sent on request Ask for H-40.


**Hartman-Sanders Company**  
 Sole Manufacturers of  
**KOLL'S PATENT LOCK JOINT COLUMNS**  
 2155-2187 ELSTON AVENUE : CHICAGO  
 Eastern Office: 1123 Broadway, New York City  
 The best columns for porches, pergolas or interior use.

**COMPO-BOARD**

A substitute for Lath and Plaster.  
 Can be put on by any Carpenter.  
 It is Warmer, more Durable,  
 Quicker and more Easily Applied.  
 Manufactured all 4 ft. wide, 8, 9, 10,  
 11, 12, 13, 14, 15, 16, 17 and 18 ft. long.

For Sample, Price and full Description, Write

**Northwestern Compo-Board Co.**  
 4800 Lyndale MINNEAPOLIS, MINN.

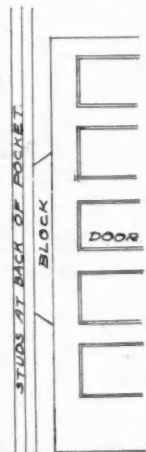


Cleaning and sweeping around the machine is easy, and all parts of the machine are easily accessible. Being a self-contained and complete machine it can be set in any part of the shop, independent of line shaft, belts, etc., and having in view only the best location for efficient operation.

All information concerning this or other electrically driven machinery will be promptly supplied by Roth Bros. & Co., 1422 West Adams street, Chicago.

### Bumper for Sliding Door

There are things about the sliding door that should not be overlooked. The bumper, for instance, is sometimes forgotten to be put in the back end of the pocket before the ceiling of same, or the plastering is done. Then again if the bumper is provided for, more than likely it is simply a block, a piece of two-by-four nailed on the floor, so that when the door is run back the momentum of same causes the top to move on beyond the proper stopping place, then there is a sudden rebound and an unnecessary jar that is anything but helpful to the door, and the adjustment of the hanger. The accompanying drawing shows the proper way to put in a bumper for sliding doors, it being arranged to strike the middle of the door.



### Advantages of Montross Metal Shingles

There are many reasons why Montross Metal Shingles should be specified, among which are their permanent durability and their attractiveness as a roofing for any class of

building. For over twenty-one years they have been a leader among metal shingles.

They are fire, lightning and storm proof, three very important advantages. A telescopic side lock allows for the necessary contraction and expansion of the metal, overcoming the objection made to plain tin roofing. They are embossed in practical designs and then galvanized or painted, leaving no unprotected crevices to rust out.


Being lighter than slate or tile, a heavy frame work is not needed to carry them. They are easily and quickly applied with hammer and nails, requiring no solder. They will not rattle or blow off, nor crack or break. They are claimed to be superior to wood shingles, composition and other roofings.

Montross Metal Shingles have the endorsement of all who have used them, and are recommended by many architects, contractors, builders, carpenters and metal workers. They will last the life of the building, if given ordinary care, and greatly reduce maintenance charges. All of these advantages should be carefully considered; they stand for high efficiency in metal shingles.

Write the manufacturers for a copy of their catalogue, price list and special folders, containing detailed information of much value. Address Montross Metal Shingle Co., Camden, N. J., and your request will be given careful, prompt and courteous attention.

### A Kalsomining Trick

The addition of two teaspoonfuls of turpentine to the pail of kalsomine will make the latter work better, and enable one man to successfully do a ceiling that usually two men do. When the first coat of kalsomine is likely to rub up, add a little raw linseed oil to the stuff used for second coating.



*Voss*  
QUALITY

**Mantels have nothing in common with the ordinary stock Mantels.**

They are designed by competent artists—built by capable workmen—from the best materials money can buy.

The contractor or carpenter who puts in a Voss Mantel is making a satisfied customer.

All styles—all woods—all finishes. Special designs from architects drawings. Get our free booklet, "Mantels for the Home." It is full of suggestions for the proper selection of mantels.—A postal will bring it.—Write today.

**VOSS MANTEL CO., Inc., 1608 Arbeaust St., LOUISVILLE, KY.**

"Master Mantel Builders for 25 Years"




If you are designing a store front for a new building, or for remodeling an old one, you of course will want to set the glass in the construction that will give the best satisfaction, so specify "**The Coulson,**" which is the only practical construction of its kind on the market.

Write for Catalog "E 800"

**J. W. COULSON & CO.**

234 No. 3rd St. Columbus, Ohio





# Sawing his way through the world

That's just what the **Dollar-and-a-half-a-day** man is doing.

His whole life is just like his daily work. He sticks as closely to the mark from day to day, year in and year out, as when he is ripping a plank on the job. The same old **PUSH** and **PULL** and when he strikes the knotty part—the rainy days in life's journey—**THEN** is when he realizes how very little he is really doing for himself and for those near and dear to him.

## **HE IS SAWING HIS WAY THROUGH THE WORLD**

In the building business it isn't the man who can saw accurately to a knife-line; who can mortise to a nicety; who can plane to a dead level; who can drive the nails with trip-hammer speed; it isn't this kind of a man who makes the money. Any *carpenter* is supposed to be able to do that much. *That* kind of ability is only **ORDINARY**. It is the man who can *plan* the jobs; who can lay out the work true and accurately; who can draw up the Plans and Specifications and read the Blue Prints; who can estimate close enough to get business without risk of loss to himself; and finally, who knows building work so thoroughly, from A to Z, forwards and backwards, that the people in his community realize it and look up to him as "**IT**" in his work; *this*, then, is the man who gets the big pay jobs, the important work; and who piles up the fat bank roll.

## **HE IS NOT SAWING HIS WAY THROUGH THE WORLD**

If you have ever had any inclination to try to *get ahead*, to earn more money, to branch out for yourself, to make life pleasanter and easier for yourself and those dependent upon you, *all we ask* is to read this announcement through, word for word, and then **ACT** as your best judgment dictates.

## Brief Table of Contents

The books are indexed so thoroughly that you can find any subject in a second or two.

**MECHANICAL DRAFTING**  
Instruments and Materials  
Lines and Scales  
Pencil and Inking  
Orthographic Projections  
Isometric Projections  
Intersections and Developments  
Tracing and Blue Printing  
Structural Drafting in Wood, Steel, etc.  
Architectural Drawing  
Conventional Symbols for Materials, Fixtures, etc.

**WORKING DRAWINGS**  
THE PLAN AND ITS USE  
THE ELEVATION AND ITS USE  
THE SECTION AND ITS USE  
SHADES AND SHADOWS  
FREEMAN DRAWING  
PERSPECTIVE DRAWING  
Pen and Ink Rendering  
WASH DRAWINGS  
Method of Color Schemes  
CLASSIC ORDERS OF ARCHITECTURE  
ARCHITECTURAL LETTERING  
CARPENTRY  
Use of Tools  
HOUSE FRAMING  
Construction of Sills and Joists  
Studding and Cornice  
Window and Door Framing  
ROOFS AND ROOF CONSTRUCTION  
Strength of Beams  
Rafters and Purlins  
CONSTRUCTION OF STAIRS  
BALLOON AND HEAVY TIMBER FRAMING  
JOINTS AND SPLICES IN FRAMING  
COVERING OF ROOFS  
ORNAMENTAL MOULDINGS  
JOINTS, STRAPS AND OTHER FASTENINGS  
Designing and Dimensioning of Trusses  
MASONRY CONSTRUCTION  
Properties of Building Stone  
Kinds of Stonework  
Mortar for Stone and Brickwork  
Foundations and Walls  
Abutments, Culverts, etc.  
Piers, Arches, etc.  
BRICK AND BRICKWORK  
Varieties of Bricks  
Varieties of Bond (English, Flemish, Dutch)  
Brick Walls, Chimneys, Arches, etc.  
Measurement of Brickwork  
STEEL CONSTRUCTION  
MANUFACTURE OF CAST AND WROUGHT IRON  
MANUFACTURE OF STEEL  
Properties of Steel  
MANUFACTURE OF STEEL SHAPES  
I-Beams, Tees, Angles, Channels, etc.  
Shapes for Tension and Compression  
HOW TO USE THE HAND-BOOKS  
Rivets and Riveting  
Elastic Limit and Ultimate Strength  
Factor of Safety  
CLASSES OF STRUCTURAL MEMBERS  
Beams and Girders  
Strength and Stiffness of Beams  
Shear and Bending Moment  
Columns, Pacing Bars, Tie Plates  
Built-Up Members  
Loads on Beams and Girders  
CLASSES OF STEEL STRUCTURES  
Bridge Trusses (Howe, Pratt, Warren, etc.)  
STEEL FRAME BUILDINGS  
ROOF TRUSSES  
Painting Structural Steel  
Cost of Steel Structures  
Erection of Steel Buildings  
Bridge and Viaduct Construction  
False Work  
Travelers and Derricks  
Columns, Girts, Eave Struts, Roof Trusses and Ridge Poles  
Floor Beams  
Superintendence of Steel Construction Work  
Time and Cost Keeping  
General Theory of Steel Construction  
Typical Specifications  
USES OF THE STEEL SQUARE  
Geometrical Problems in Layout  
Laying off Mitered or Equal Joints  
Steel Square in Roof Framing  
Rafter Cutting  
Miter Cutting  
Hip Roof Framing  
THE SQUARE IN STAIRBUILDING  
Framing Timbers at any Pitch  
Laying out a Circular Frame  
HOUSE SANITATION  
Modern Heating Apparatus



12  
BIG VOLUMES

# A \$100,000 SET

**FROM FOUNDATION TO ROOF** is a life trip to the man who has learned the way from experience; this set of books tells the whole story within its covers. Not only does it take you over every inch of the ground in building work, from the framing of the simplest barn to the construction of the highest skyscraper, but it also tells you just as completely, just as thoroughly, about all other forms of construction work, from the bridging of a wayside ditch to the construction of the great modern reinforced cantilever bridges that span wide rivers; from the laying of a cement sidewalk to the building of a huge municipal water system of reinforced concrete, costing millions of dollars.

## RADFORD'S Cyclopedia of Construction Carpentry, Building and Architecture

**TELLS ALL THIS AND MORE** Tells it in a way more interesting and absorbing than the most fascinating story you ever read, but at the same time in an instructive way, so that the knowledge sinks in and becomes part of your training; it tells its story so simply, so clearly, so well, that the ordinary man can readily understand everything without going to anybody else to find it out or to have anything explained. The books themselves explain everything. There is not a paragraph in the entire work that needs any explaining, even to the average school boy, because everything is so profusely illustrated with special drawings, diagrams, charts, half-tones, plates, zinc etchings, plans, details and pictures of every kind so as to make everything just a little bit clearer. That's why this work is the ideal set of books for the man who wants to fit himself for a better paying line of work. The expert will recognize it at once as the topnotch production of home study books in any line.

**12 BIG VOLUMES  
Yours For  
ONLY \$1.00**

Radford's Celebrated \$30,000 Portfolio of Prize Winning  
A Complete guaranteed set of Blue Printed Working Plans  
And we also include a full year's subscription to the "American Architect"  
world's greatest building paper. **This Offer is Desirable**

## OUR OFFER

Pin a dollar bill to the coupon back page, fill in your name and address plainly and mail before time expires.

You get the twelve-volume "Cyclopedia" for **five days' free examination**. We pay the express charges to send the books. If you keep them, pay \$2.00 after five days and \$2.00 a month until the special one-fifth price of \$23.80, is paid.

If you decide not to keep the books, drop us a postal card and we will remove them at our expense and return your dollar.

On this special offer if you finally decide to keep the books you pay **without any extra cost the Value**

## FREE PREMIUM



# SET OF BOOKS

**EVERYTHING BRAND NEW**

## OUR OFFER

ollar bill to the coupon on  
fill in your name and  
ainly and mail before the  
es.  
the twelve-volume "Cyclo-  
five days' free examination.  
e express charges to send  
If you keep them, pay  
er five days and \$2.00 a  
l the special one-fifth price,  
paid.  
decide not to keep the  
p us a postal card and we  
em them at our expense and  
r dollar.  
special offer if you finally  
keep the books you get  
y extra cost the Valuable

## PREMIUMS

of Prize Winning Building Plans;  
nted Working Plans and Typewritten Specifications;  
ption to the "American Carpenter and Builder," the  
**This Offer is Described in Full on the Last Page.**

**YOURS FOR ONLY \$1** Our plan of sale binds you to nothing. The order blank enclosed will bring the Cyclopedias to your home or office for five days' FREE examination. Think of the advantage of having these books all to yourself for five days while you decide whether you want to buy them or not. No one to bother you or trying to sell them to you; no hurried examination at a book counter while an impatient clerk waits for your order; no tiresome canvass from an agent who tries to talk you into an order so he can earn a commission; none of this, but in the quiet of your own home or office, with your family or friends to consult, you can make up your mind with the books in front of you. If you don't buy, a post-card will bring a messenger from us who will remove the books at our expense. Remember—All Express prepaid.

**ONE-FIFTH PRICE** The regular price of the Cyclopedias of Construction after this extraordinary withdrawal offer expires will be \$79.00; by using the Special Offer Order Blank enclosed you get the entire set for \$23.80, including a full year's subscription to the American Carpenter and Builder, and the special premiums; without the magazine the price is \$22.80. But your order must be received before the time limit printed on the special order blank. Remember, the request to reserve a set for you does not bind you to keep the books.

**EASY TERMS** Pin a dollar bill to the Special Order Blank, fill in your name and address and mail it before the time limit. If you keep the books all you pay is \$2.00 a month, or about six cents a day. That gives you a full year's time. At this rate any man in the building trades can afford the "Cyclopedia." We return the dollar if you don't keep the books.

**NO RED TAPE** This offer is not made to everyone, but only to a selected list of men who have been recommended to us from different sources. We are willing to make these extra special terms to you simply because of your standing in the building trade. We believe that a set of these books in your hands will be the means of selling many more in your town—that's why we make such a low-priced offer and give all the valuable extra inducements. This offer is simple, straightforward; there is no catch in it anywhere. We mean just what we say and we sincerely hope you will take advantage of it, at once. One dollar less without magazine.

**NO RISK TO YOU**  
**No Expense**  
**NO OBLIGATION**


## Brief Table of Contents

The books are indexed so thoroughly that you can find any subject in a second or two.

- HOT AIR HEATING
  - Size of Furnace Required
  - Location and Size of Flues and Register
  - Method (Steam Heating) of Determining Radiation
  - Piping Systems (One Pipe Circuit; The Divided Circuit)
  - Sizes of Main and Return Pipes
- HOT WATER HEATING
  - Radiator Connections; Special Fittings
  - The Chimney Flue
  - Vacuum and Vapor Heating
- METHODS OF VENTILATION
- TEMPERATURE REGULATION
- PRACTICAL HOUSE PLUMBING
- THE SEWER AND CONNECTIONS
  - Drain and Soil Pipes; Waste and Vent Pipes
  - Water Supply Pipes
- PLUMBING FIXTURES
  - Lavatory, Bathtub, Water Closet, etc.
  - Traps and Vents Range and Boiler Connections
- TESTING PLUMBING
- USEFUL TABLES AND RULES
  - Windmills, Standpipes and Tanks
  - Sewage Disposal, Septic Tanks
- ELECTRIC WIRING
  - Principles of the Electric Current
  - Electric Fixtures and Connections
  - Incandescent and Arc Lamps
  - Wiring Systems Switches and Switchboards
  - Electric Heating Electric Batteries
  - Installing Bells, Annunciators, etc.
- PAINTING
  - Quality of Paints
  - Linseed Oil (Boiled and Raw)
  - Turpentine, Benzine, Driers
  - Cause of Blistering Selection of Colors
  - Brushes, Their Use and Care
  - Best Time to Paint Painting Tin Roofs
  - Painting Floors Hardware Finishes
  - Staining and Wax Finishing
  - Enameling and Graining
  - Painting Plastered Walls
  - Calcimining and Whitewashing
- BUILDERS' HARDWARE
- CONTRACTS AND SPECIFICATIONS
  - Relations of Architect, Owner and Contractor
- ESTIMATING
- BUILDING SUPERINTENDENCE
- SHOP WORK AND MANUAL TRAINING
  - Home Craft Furniture
- THE HISTORY OF CONCRETE
- DEVELOPMENT OF THE CEMENT INDUSTRY
- DISCOVERY OF PORTLAND CEMENT
- Superiority of American Portlands
- Unlimited Possibilities of Concrete
- Dictionary of Terms
- CONCRETING MATERIALS
- KINDS OF CEMENT
  - Manufacture of Portland Cement
- CEMENT TESTING
- AGGREGATES (SAND, GRAVEL, ETC.)
- MANUFACTURE OF CONCRETE
  - Proportions for Mixing
  - Hand and Machine Mixing
  - Coloring Concrete How to Regulate Setting
  - Characteristic Properties of Concrete
  - Coat of Concrete
- GENERAL WORKING RULES
  - Placing Concrete
  - Bonding Old and New Concrete
  - Precautions Against Freezing
- CONCRETE TROUBLES AND THEIR REMEDIES
- WATERPROOFING PROCESSES
- CONCRETE BLOCKS
- CONCRETE BRICK
- Stucco and Plaster
- CONCRETING MACHINERY AND TOOLS
- CONCRETE MIXERS
- BLOCK AND BRICK MACHINES
  - Wood and Metal Forms
- CONCRETE HOUSES
  - Monolithic and Block Constructions
- FIREPROOF CONSTRUCTION
- CONCRETE SIDEWALKS
- CULVERTS
- ARTISTIC AND ORNAMENTAL USES OF CONCRETE
  - Surface Finishes
- CONCRETE ON THE FARM
  - Concrete Barns and Silos
  - Concrete Cisterns and Tanks
- REINFORCED CONCRETE
  - General Principles of Reinforced Concrete Designs
- REINFORCING MATERIALS AND SYSTEMS
- INDUSTRIAL BUILDINGS
- SEWER AND TUNNEL WORK
- REINFORCED CONCRETE BRIDGES



# FREE SET OF BLUE PRINTS AND COMPLETE SPECIFICATIONS



**YOUR CHOICE** On this extraordinary **FREE Blue Print** offer you have the choice of over 300 designs shown in Radford's Celebrated Prize Winning Portfolio—thus you are not tied down to any style but have the very widest range of selection.

**RADFORD'S \$30,000 PORTFOLIO of PLANS** This is the celebrated widely advertised Prize Winning Portfolio of Building Plans. It contains over 300 designs of all kinds of buildings—houses, cottages, bungalows, stores, flats, bank buildings, garages, churches, etc., each design a gem of the architect's skill, each one a prize winner and selected for its excellence of design, economy in arrangement of space, and for its popularity with prospective builders. It cost over \$30,000 to prepare it. You can get it **FREE**. It would cost you at least \$75.00 to \$100.00 to get the Blue Prints for any design in this Portfolio, elsewhere. **On this Special Offer** you get your choice of any set for any house design in the Portfolio **Absolutely FREE**.

## ORDER BLANK

RADFORD ARCHITECTURAL CO.  
11th Floor, Medinah Bldg.,  
CHICAGO

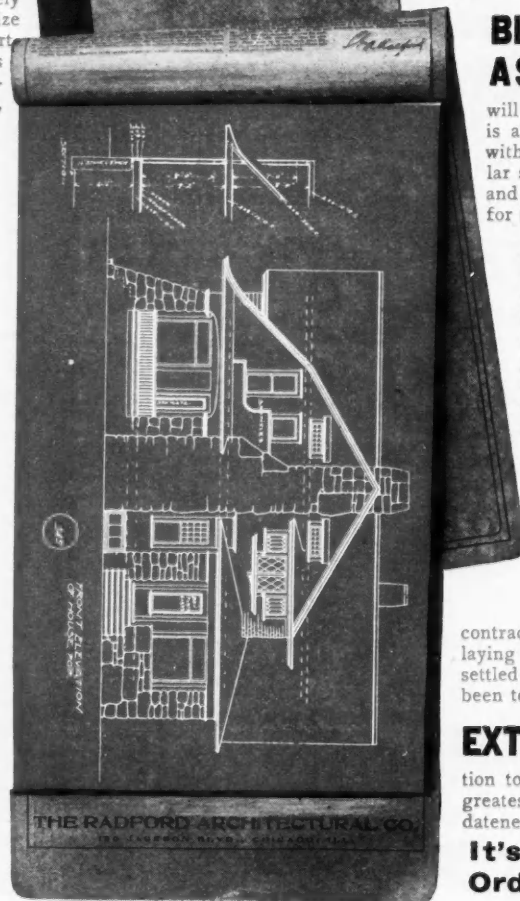
GENTLEMEN:

Please send set of your 12-volume Cyclo-  
pedia of Construction to me for five days' free  
examination, express prepaid, under the terms  
of your Advance Offer. I enclose \$1.00 de-  
posit which you agree to return if I decide not  
to buy the books after examination. If I keep  
the books I will pay \$2.00 a month until the  
special price \$23.80 is paid (including year's  
subscription to American Carpenter and  
Builder); otherwise I will notify you within  
five days after receipt of them. You also agree  
to furnish set of blue prints, if ordered within  
2 months after acceptance of books.

NAME \_\_\_\_\_

ADDRESS \_\_\_\_\_

## SPECIFICATIONS HOUSE DESIGN



**BINDING** Radford's Portfolio of Plans is printed on a superior grade of enamel (glazed) paper, especially made for the purpose. The perspective views are unusual examples of high class half tone engraving. The floor plans are wonderfully clear, distinct and easy to read. The binding is in 3-4 red morocco leather, 14 karat gold leaf title. It matches the binding of the Cyclopaedia, which is the celebrated "Brock Binding" universally conceded the highest standard in the book business.

**BLUE PRINTS AS GOOD AS MONEY TO YOU** If you are a contractor, carpenter or builder and will show the Portfolio to people who intend to build, it is almost certain that one of the 300 designs will suit without any change. You may then order that particular set of Blue Prints from us **Under this Special Offer and get it FREE**. Whatever you charge the customer for the Blue Prints will be **clear profit to you**.

**COMPLETE Blue Printed Plans** consist of cellar and foundation plan; roof plan; first and second floor plans; front, rear and two side elevations; wall section and all necessary interior details. We use a high grade Gallia blue print paper, taking great care to have every line, figure and letter perfect and distinct. Specifications consist of about 20 pages of typewritten matter, giving full instructions to the contractor who is carrying out the work. No house should be built without a complete set of our plans and specifications. **They will save time and money.**

**PREVENT MISTAKES AND DISPUTES** No misunderstanding can arise when a set of our Blue Prints and Specifications are before the contractor and home builder. They prevent mistakes in laying out the work and prevent disputes that are never settled satisfactorily to either party. The Radford plans have been tested and **all chance of disputes have been eliminated.**

**EXTRA SPECIAL** On this limited offer, we will include a full year's subscription to the American Carpenter and Builder, the world's greatest building magazine. This insures complete up-to-dateness to purchasers.

**It's all in the SPECIAL PRICE Order Blank—mail it to-day.**

**Radford Architectural Co.** ENTIRE 11th FLOOR  
Medinah Building  
CHICAGO

Pin a DOLLAR BILL to this COUPON and MAIL TODAY

# IMPERIAL "SPIRAL" "AMERICAN" INGOT IRON LATH

THE MOST SUPERIOR RUST-RESISTING


**Government Approves It---Architects Specify It,  
Contractors Demand It.**

## RUSTPROOF

Made From  
**"AMERICAN  
INGOT IRON"**

The Attainment  
of the  
Highest Purity  
in Iron

**99.94% PURE**



Imperial "Spiral"

## FIREPROOF

Equal Distribution  
of the Metal  
Giving Maximum  
Rigidity

Is unequalled by any expanded lath made, NOTE that "Spiral" Twist  
**SAVING of THREE to FOUR cents Per Yard IN labor AND Plaster.**


MADE IN ALL GAUGES, ONE STANDARD SIZE 16 1/2 INCHES x 96 INCHES

*Samples and Prices Furnished on Request.*


WRITE DEPT. R. C.

**THE AMERICAN ROLLING MILL CO. - Middletown, Ohio**

# Cast Iron Gutters Last



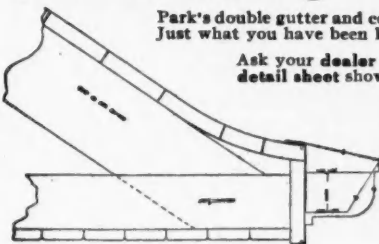
Easily put up. Once up, always up. Do not bend or break by pressure of ladder against them. Will stand greater weight of snow or accumulation of ice than any other gutter. Not affected by acid fumes that in some vicinities play hob with all other metal gutters. They are adaptable to any kind of building or type of construction. Cast with moulded face to form part of cornice, or rounded to serve as a hanging gutter. Used almost exclusively in England and all over Europe. Supplied in 6 feet lengths. Joints fitted ready to erect. No soldering required. Send at once for circular and prices.



**HITCHINGS @ COMPANY, Elizabeth, N. J.**

## A Detail Drawing Of The Only Practical Double Gutter Ever Made

Park's double gutter and cornice mould combined. Just what you have been looking for.



Ask your dealer or write to us for the detail sheet showing our eight styles of this gutter and a complete line of sheet metal roof trimmings. Every architect should have this detail sheet to specify from.

We manufacture a complete line of sheet metal work for buildings (watch this space).

**MESSENGER & PARKS MFG. CO.**  
*The Prompt Shippers.* Aurora, ILLINOIS

## Practical Art Metal Ceilings



Quickly and easily applied. We are the only manufacturers who cut the heads in the dies after casting. Result—Square and accurate plates—which will save you time and labor in cost of erection.

Send for Catalogue No. 2 which shows 200 new and original designs.

Manufactured by  
**Wm. Foster & Son Co., Inc.**  
Springfield Illinois

Also manufacturers of Radiator Shields, Fire Proof Window Frames and Sash, Gal. Iron Fronts, Hip Shingles, Cornice, Skylights.

**SHULTZ'S Store Fronts**  
 of Steel and Brass  
 CORNER POSTS, MULLIONS AND TRANSOM BARS

Handsome, Strongest and Most Practical Bar on the Market. Long Life—Nothing to rot out. Glass bedded on Spanish Cork preventing cracking or crushing of glass. No putty, yet Absolutely Water and Dustproof. Simply incomparable with old fashioned styles. They add immensely to the Beauty, Utility and Rental Value of Buildings.

ARE LOW IN COST  
 Architects, Contractors and Owners are invited to write me for descriptive literature, prices or estimates.

Also Shultz Patent Burglar Proof Coal Chute. All Steel Cork Bedded and Ventilated Bottom Bar.

C. H. SHULTZ, MANUFACTURER, ST. JOSEPH, MO.

**ALL-STEEL BURGLAR-PROOF COAL CHUTE**

The Neatest, Strongest and Most Convenient Coal Chute Made. Prices also Lowest. No modern residence complete without it. Locks itself when closed up. Can only be opened from inside. Architects, Contractors and Owners are invited to write for descriptive circular.

C. H. SHULTZ, Manufacturer, St. Joseph, Mo., U. S. A.

**The Universal Sash Bar**

Makes any angle, allows for setting of building, keeps windows from frosting.

**Standard Store Front Construction of the World**

Glass set from the outside  
 Write for latest catalogue  
**Voltz Manufacturing Co.**  
 1101-1103 S. 8th St. St. Joseph, Mo.

**PLUMBERS' SUPPLIES AT WHOLESALE**

When in the market for Plumbing Supplies and you wish to

**SAVE 20 to 40 Per Cent**

on every article, write for my free illustrated Catalog. The only house that sells first class guaranteed goods at wholesale prices direct. Shipments are promptly made from a very complete stock.

Small orders are as carefully handled as large ones.

**B. B. KAROL, 768-772 W. Harrison St., Chicago, Ill.**

**A Pocket Miter Box**

Yes, the old World does move!  
 Now it is a miter box so small and light that it can be carried in the pocket and used whenever or wherever needed—upon a scaffold or ladder; it can go wherever the workman can go; yet at the same time it is strong, accurate and dependable, an exceptionally useful tool.

Mr. Carpenter, are you still using that old-fashioned, clumsy miter box? If you are, just look at these illustrations of this tool, the Milks Pocket Miter Box in use, and see what a time-saver and convenient tool it is. There is no need of a dray to take it to your work, as it weighs but 8 ounces while others weigh from 8 to 18 pounds. It can be carried in the pocket or apron and you always have it with you when needed. The old saying that "A man wants what he wants when he wants it," is very true in case of any tool, but especially so with a Miter Box.

This useful and ingenious tool is made by the Parsons Mfg. Co., Parsons, Kas., who make the following claims for it:  
 The Milks Pocket Miter Box will cut the principal angles on moulding or strips of any kind. It can be carried in the




pocket as it weighs less than a pound. It is placed on the moulding instead of having to turn a long piece to get it in position to cut as in the ordinary miter box. It is never in the way on a scaffold. It can be used on a ladder. It saves lots of time in many places, as the workman can make cuts where it would be impossible to use an ordinary box. It is within the reach of every carpenter as the price is very low.

To use the Milks Pocket Miter Box, place the bar on the moulding, holding it in position with the left hand. This enables you to use it in a great many places and positions in which it would be impossible to use the ordinary box.

You will see by the illustrations that it can be used as a bevel square and also as a try square. This does away with carrying the try and bevel square on the scaffold with you. You will also see by the illustrations that it can be easily used on a ladder and carried in your apron or pocket without any inconvenience, owing to its light weight and compact form, it being constructed of aluminum, the durability and wearing qualities of which are unsurpassed.


The Milks Pocket Miter Box is manufactured by the Parsons Manufacturing Co., 1800 Washington Ave., Parsons, Kan. The illustration here and in the company's advertisement explains matters pretty fully, but circulars can be had on request.





**THE MILES SIMPLEX MIXER**

Continuous Feed, Batch Mix, Low Down Steel Frame, 3 Hoppers, Positive Feed, Attractive Price




**"The Miles" No. 5, Down Face, Wet Concrete Block Machine**

Makes Stone in Lengths, 4", 6", 8", 10", 12", 16", 18", 20", 22", 24"; in Width, 4", 6", 8", 10", 12"; in Height, 4", 6", 8". Also Angle Stone, Circle Stone, Gable Stone, Hollow or Solid Stone. The Contractor's Friend Simple, Strong and Rapid. Lowest in Price.

WRITE FOR NEW 1910 CATALOGUE

**THE MILES MFG. CO., Inc.** 109 Cortland Street JACKSON, MICHIGAN

**Only Three Molds Required To Make This Porch Pier and Chimney**



You also can adapt them to a great variety of other purposes — to do any work that you may have.

**Price Per Mold \$4.00 and Up.**

Molds are **Interchangeable and adjustable**

It is this elastic system which make these molds valuable.

You ought to see these molds and see how they work. We'll ship them on a fifteen days' free trial.

**SEND FOR A CATALOG**

It describes them in detail.

**W. E. Dunn & Co.**  
1332 Grand Ave., Chicago



**"That Coupon Gave Me MY Start"**

"It's only a little while ago that I was just where you are now. My work was unpleasant; my pay was small. I had my mother to take care of, and it was tough sledding trying to make ends meet. I hadn't had much schooling. I didn't *know enough* to fill any better job than the one I had.

"One day I saw an advertisement of the American School. It told how other men got better positions and bigger salaries by taking their courses. I didn't see how a correspondence could benefit me, but as long as it didn't *cost* anything to mark the coupon I thought it was worth investigating at least. I marked the coupon and sent it in on the next mail.

"That was two years ago last April, and now I'm drawing more every week than I used to get in a month."

**If YOU want a better position, if YOU want to get into congenial work, if YOU want a salary that's worth while—**

**Sign the Coupon NOW**

**American School of Correspondence**  
CHICAGO, U. S. A.

**Opportunity Coupon**

**American School of Correspondence, Chicago, U. S. A.**

Please send me your Bulletin and advise me how I can qualify for the position marked "X."

- |                               |                              |
|-------------------------------|------------------------------|
| .... Bookkeeper               | .... Draftsman               |
| .... Stenographer             | .... Architect               |
| .... Accountant               | .... Civil Engineer          |
| .... Cost Accountant          | .... Automobile Engineer     |
| .... Systematizer             | .... Electrical Engineer     |
| .... Cert'd Public Accountant | .... Mechanical Engineer     |
| .... Auditor                  | .... Sanitary Engineer       |
| .... Business Manager         | .... Steam Engineer          |
| .... Commercial Law           | .... Fire Insurance Engineer |
| .... Reclamation Engineer     | .... College Preparatory     |

NAME .....


ADDRESS .....

OCCUPATION .....

Amer. Car. & Bldr., 11-'10.

**Practical Floor Lights**

The country-wide popularity of Berger's "Raydiant" system of sidewalk lights is the result of their original and effective type of construction. Being thoroughly characteristic of the American principles of value and economy, the lights are in use wherever concrete is used in building construction—for sidewalks, skylights, vaults, areaways, floors, roofs, etc.



Under Sidewalk Space Lighted by "Radiant" System

The construction of the Berger floor lights consists of a series of permanent forms of heavy galvanized steel, combined with glass, scientifically designed and made of especially prepared material, steel reinforcing rods, and concrete.

The heavy steel forms, four inches on center, interlock


one with the other, forming a rigid base for receiving the glass and concrete, and not only serve the purpose of centering, but at the same time brace.

In addition to their strength, the steel forms make a neat, attractive surface underneath which may be decorated without danger of becoming discolored by the action of the concrete, and the small ribs, four inches on centers on the underside of the construction, break up the surface just enough to make a strong effect pleasing to the eye. These small ribs or beams, while adding to the attractiveness of the construction, do not in any way interfere with the diffusion or refraction of the light.

The forms are made from special analysis open hearth steel, heavily galvanized, and of full number eighteen gauge stock. They are of four inches effective covering width and are furnished in depths of one, one and one-half, and two inches, according to the span and the load to be carried.

The lower part of the glass fits down into the openings in the forms and has a supporting shoulder which rests on top of the form and extends entirely around the bottom of the glass; hence each glass has bearing on all sides, thus equalizing and distributing the strain and preventing their being cracked and broken on account of unequal bearing. The vertical leg or part of the glass which fits down into the form, prevents the glass from slipping and shifting out of its place, and also engages with the form when under strains in a distinctly characteristic manner, quite similar to mechanical bond of deformed bars in concrete.

The glass is made with grooves or recesses on all sides, which engage firmly and securely with the concrete, and are in effect, waterbreaks which prevent water from running down between glass and concrete and producing leakage.



**THE WINTHROP SOLID TAPERED ASPHALT SHINGLES**

ARE OF A COOL, GRAY SLATE COLOR


And have all the Durability of Asphalt—the Fine Appearance of Slate and the Light Weight and Low Cost of Wood Shingles. Laid with regular Shingle Nails, the same as Wood Shingles. NEVER REQUIRE PAINTING.

Write for Free Booklet and

**SPECIAL INDUCEMENTS TO THOSE WHO APPLY FIRST ROOF IN EACH TOWN**

Winthrop Asphalt Shingles are Fire-resisting, Weather-proof, Wind- and Sun-proof, and never Crack, Break or Fall Off.

**WINTHROP ASPHALT SHINGLE CO. 11011 The Temple CHICAGO, ILL.**



**REVOLVING SAND SCREENS**

If you have sand or gravel to screen or grade you should know more about the S. & S. Revolving Screens. Write us giving an idea of your requirements and we will gladly send literature, prices, etc.

**THE CEMENT TILE MACHINERY COMPANY**

2482 Rath Street. WATERLOO, IOWA.



**Willis Skylights**

Our method of shipping Skylights—Knock Down—saves freight rates and also insures their safe carriage. They are quickly set up without using any putty.

Our equipment is complete, so let us figure with you on anything you may need in Sheet Metal Building Material.

Our New Free Book on Skylights and Ventilators is just off the press. Send for it today.

**WILLIS MFG. CO., Galesburg, Ill.**

**Just Off the Press**

**ASHBY'S**

**Designs of Schools and Libraries**

display a composition of utility, durability and good, pure architecture without any "gingerbread."

No buildings are too large or too small for our personal and prompt attention.

We develop your own ideas into a practical set of plans and specifications which can be executed to the smallest details into a building that can be built within your means and to your entire satisfaction.

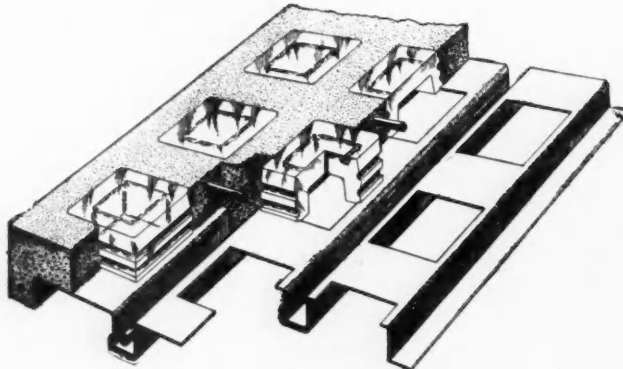
Ashby's "Designs of Schools and Libraries" will be sent to parties interested in the erection of a school building or library for which plans have not yet been procured.

**G. W. ASHBY—ARCHITECT**  
 11th Floor, Medinah Bldg.  
 CHICAGO, ILL.



Each form containing a single row of glass, may be shifted or moved at any time before the concrete is placed. Due to this fact it is possible to complete the job with all glass laid true and straight both ways.

After the bearings are in place any mason or concrete finisher can lay the forms, drop in the glass, and put in the concrete and reinforcing rods. The construction is very simple and the installation can be made easily and in much less



Detail of Berger's "Radiant" Side Walk Lights

time than that required for systems using false or wooden centering.

As for reinforcing, it is possible to use any design or rods, the main point being that the construction should not be burdened with an excess of steel, which is not only entirely unnecessary but has a tendency to break up the construction and thereby weaken it. Rigorous tests indicate that 1/4-inch rods are amply sufficient. The concrete entering into this construction should be made of the very best Portland cement and clean, sharp sand.

### Lead Piping Harmed by Oak

Plumbers should be careful not to use lead in contact with oak, unless the latter is perfectly dry and free from sap, otherwise the gallic or acetic acid in the wood will turn the lead into acetate of lead or ceruse.

### Progress at Panama

The completion of the first year of concreting work on the Gatun locks show that 655,083 cubic yards have been placed, and that about 1,440,000 cubic yards remain to be done, says the *Scientific American*. The greater part of the work has been built in the upper or lake-level locks, and preparations are now being made to move the huge forms, with their supporting towers each of which complete weighs about 2,200 tons, to the next level below, the transit being made over timber inclines. In this connection, it is gratifying to learn that the hydraulic fill at the Gatun dam is about one-third completed, 4,115,214 yards having been pumped into place by the hydraulic dredges. On August 1st, the dry fill, consisting of excavated material brought in on trains and dumped along each toe of the dam, amounted to 5,900,569 cubic yards.

### For Those Who Talk too Long

In the Japanese parliament the members all talk from a specified spot. A Japanese engineer proposes to make this spot a trap door. From beneath the spot little tubes will run to each member's chair and each member will have a little lead ball. When the man who is talking begins to slop-over the rest of the members can quietly deposit their lead balls in the little tubes, and if more than half the members do so, the weight of the balls causes the trap door to begin a calm and dignified descent into the basement, carrying the garrulous member with it!

## "The Handiest Thing We Ever Struck"

*An Unsolicited Testimonial.*

"Some time ago we bought one of the Perry Lumber Reckoners from you and today, in showing it to one of our customers he insisted upon buying it from us. We therefore enclose you check for another, as we find them the handiest thing in that line we have ever struck."—*B.U. Taylor Co., Olean, N.Y.*

**Saves Cost Many Times**

**The Perry Lumber Reckoner**

**Only \$1.00**

Thousands of lumbermen use it and save its cost every week. It contains 106 pages, is handsomely bound in red cloth and is of a convenient size to fit the pocket. Only costs \$1.00 and we pay postage. Money refunded to anybody asking—but every purchaser hitherto has valued the book more than the dollar.

It means an end to figuring. It means an end to errors. It means an end to wasted time. For, at one glance, you learn the number of feet in a given number of pieces of lumber—of any size. The answer is positive. It's impossible to figure wrong. The Perry Lumber Reckoner is compiled by practical lumbermen—men who used to make errors and waste time figuring, but who found a better way. A special cut index gives instant access to any desired size of lumber.

**BENJAMIN L. JENKS**  
Sole Publisher.

**908 Williamson Bldg.,**  
**CLEVELAND, OHIO**

## PETRO PULP FLOORS

ARE SANITARY, FIREPROOF AND WATERPROOF

CAN BE LAID **On Wood or Concrete Base.**

**THE IDEAL FLOORING FOR PUBLIC BUILDINGS OF ALL KINDS.**

Laid in two coats. Elasticity of first coat takes care of shrink and swell.

**FLOOR WILL NOT CRACK.**

**WE GIVE A SURETY BOND.**

**EASY TO CLEAN AND WALK ON.**

**WRITE US TO-DAY AND LET US TELL YOU ALL ABOUT IT.**

**PETRO PULP FLOOR CO.,**

**250 New York Life Bldg.,**  
**KANSAS CITY, MO.**



## A MONTH'S FREE TRIAL.

Send us your name and address. We will send you postpaid a Vulcan Razor. Shave with it for 30 days. If at the end of that time you're satisfied that it's the best razor you ever put to your face send us \$1.75. If not, just send back the razor and there will be no charge. But you can't help liking this fine English crucible steel, oven-tempered and bevel edge razor because it's made right-tempered right-ground right-sold right. State whether you want round or square point; wide, medium or narrow blade; whether your beard is stiff, medium or soft and how often you shave, but it's worth writing to find a razor that just suits your beard. Complete Cutlery Catalog Sent Free.

**U. S. CUTLERY CO., Dept. 23-B, St. Louis, Mo.**

# Artistic Bungalow Construction




This Artistic Home constructed entirely of products from **Marsh-Miracle Machinery and Molds**. Our line is complete. Everything in concrete machinery.

*“Get the Best and Forget the Rest”*

**MARSH CO.**  
975 Old Colony Bldg.,  
CHICAGO

## ONE MAN FENCE POST MACHINE IT MOVES LIKE A WHEELBARROW



THE MOST PRACTICAL AND ADJUSTABLE POST MACHINE MADE

|  |   |   |  |   |
|--|---|---|--|---|
| <p><b>Adjustable</b><br/>2½ to 4 inches at top<br/>3½ to 6 inches at base<br/>Any length up to 8 feet.</p> | <p><b>Reinforcing</b><br/>Use any kind of reinforcing. Easily and quickly placed.</p> | <p><b>Shape</b><br/>Makes either straight or tapered posts.</p> | <p><b>Tamped or Poured</b><br/>Mould can be used either for tamped or poured material.</p> | <p><b>Fancy Top</b><br/>Makes Monogram, Initialed, Flat, Pointed, Oval, Roman or any fancy top.</p> |
|--|---|---|--|---|

Send for big 1910 Wholesale Catalog

Northwestern Steel & Iron Works

Box 847 EAU CLARE, WIS.

## Wood Mantels, Grilles, Colonades, Fireplaces, Mosaics, Tiles

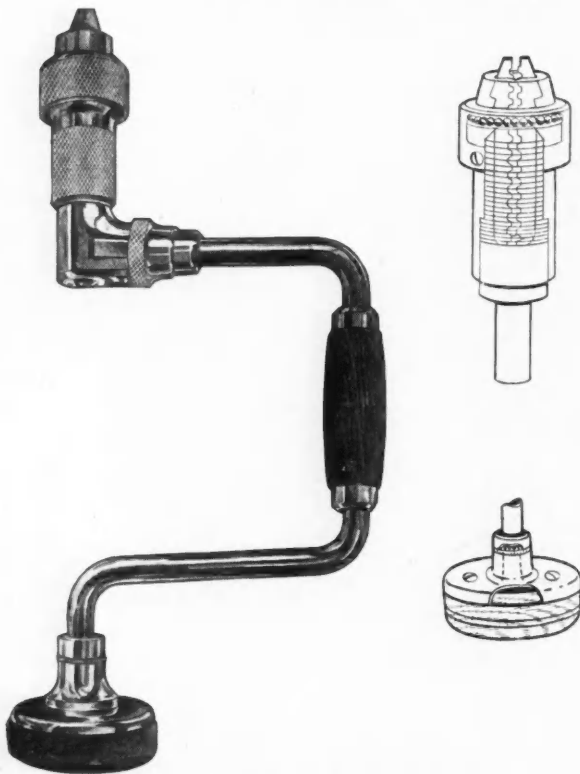
**WHY NOT SAVE MONEY BY BUYING DIRECT FROM THE MANUFACTURER**

CATALOGS AND DESIGNS ON APPLICATION

**CHAS. F. LORENZEN & CO., 725 N. Ashland Ave., Chicago**

**The "Big Chuck Brace"**

The Peck, Stow & Wilcox Company, manufacturers of large lines of mechanics' hand tools and machines, are the makers of a remarkable brace with a ball-bearing chuck. The



Brace with Ball Bearing Chuck

name of this tool is the Samson Brace, but it is becoming widely known to carpenters and mechanics generally as the "Big-Chuck Brace," its chief feature being a large-sized highly improved ball-bearing chuck.

The advantages of thus introducing the ball-bearing feature and increasing the size are numerous. In the first place, it makes the brace much easier to tighten or release. With the ordinary brace, the workman is often forced to make use of a vise, in order to get a sufficiently tight grip on a round or small drill-shank. With the Samson, he can get as secure a grip as needed on any size or shape of drill shank with the bare hand only.

In fact the grip is so strong that ten-penny nails held in this chuck have been bored through solid oak, and steel rods 3-16 of an inch in diameter, with one end held in a vise, have been twisted to the breaking-point.


At the same time, the chuck can be released instantly, and with slight effort. The makers believe that this feature will prove a boon to any mechanic with a weak wrist, as he will experience no difficulty in handling any type of bit or drill-shank and in securing good results. They also state that mechanics generally, who have become acquainted with the brace, find the increased size of the chuck a convenience in handling the tool.

The strong grip is very much assisted by use of an alligator jaw which parallels itself to fit the shape of any drill-shank that may be inserted in it.

In addition to the chuck, the Samson brace has other very desirable features. The head is steel-clad, and has dust-proof ball-bearings. It revolves easily; will not work loose or pull off; the bearings cannot become clogged or jammed; and the head is securely protected against splitting.

This protection to the head is not cast iron; nor is it a flat plate. It is a steel-clad quill, which is fastened with three screws to the lignum-vitae head. This quill comes up around

# UTILITY WALL BOARD

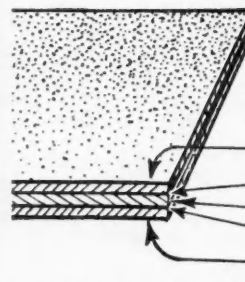


**A Fibrous Waterproof Board in Sheets. To be Used Instead of Lath and Plaster. FOR NEW BUILDINGS OR REPAIR WORK.**

**Mr. Contractor:**

This is your chance to make more money and finish your jobs quicker. Every up-to-date builder should use Utility Board at once.

Remember that all the delays of the plasterer are a thing of the past for those who use this modern building material.



- WATERPROOF FIBRE
- WATERPROOFING
- FIBRE BOARD
- WATERPROOFING
- WATERPROOF FIBRE

UTILITY WALL BOARD is better than lath and plaster and actually saves the user a lot of money and gives him a handsome, durable job.

UTILITY WALL BOARD can be applied by the car-

penter—nailed right to the studs—easy and clean to handle—cuts with a saw—fits any space and can be put on in Winter or Summer—no waiting for plaster to dry—no cracked walls—no dirt—no ruined decorations—warm in winter and cool in summer.

Samples are Free.

Send for Free Samples and Circulars quick

**THE HEPPE COMPANY, 4503 Fillmore St., Chicago, Ill.**



# HERCULES

## BLOCK MACHINES

ARE THE FASTEST, SIMPLEST, STRONGEST AND

## BEST MACHINES BUILT


AND WE CAN PROVE IT.

THEY EXPAND TO MEET EVERY DEMAND

THE ONLY machine making any size of stone from a 3 inch block to a 6 foot water table.

THE ONLY face down machine that allows for a really coarse WET mixture with fine facing.

THE ONLY machine on which four 16 inch stone can be made at ONE time, or two 20 inch, 24 inch or 32 inch stone at one time.



THE HERCULES IS AN OLD ESTABLISHED MACHINE

built along correct lines and endorsed by the leading contractors and builders. They are used in all parts of the world.

### Measured by Its Ability

to expand to meet every requirement of a growing plant — its method of operation, allowing for the use of a coarse wet mixture, with fine facing — its simplicity of construction and ease of operation.

THE

## Hercules IS THE BEST

Block machine value that money can buy.

Hundreds of these machines are in daily use everywhere. They have a world-wide reputation.

If you are interested in the manufacture of concrete blocks, it will pay you to write for catalog.

## Century Cement Machine

268-278 St. Co. Paul Street Rochester, N. Y.



## Mr. Block-Maker

Wet Process is Right.  
Face down is Right.  
Three blocks at a time is Right.  
Triple Tiering is Right.  
Damp Curing is Right.

## The Mogul Invincible Block Machine

COMBINES ALL THESE

## IT IS RIGHT

It is 48 inches long and will make three 16" or two 24" blocks at one operation. It makes sills, caps, copings, rails and steps, faster and better than a special sill machine. It has every adjustment that any other machine has and many that no other machine has.

PRICE—Machine and Outfit, \$75.00

WRITE FOR CATALOG

THE PETTYJOHN COMPANY  
634 No. 6th St., TERRE HAUTE, IND.

# Architects & Engineers' Supply Co.

DRAWING & SURVEYORS INSTRUMENTS

BOUGHT, SOLD AND REPAIRED

ARTISTS' MATERIALS

1010 Grand Avenue

::

Kansas City, Mo.

# ROOF SLATES BLACKBOARDS

E. J. JOHNSON

38 Park Row, New York

Quarry Operators

BLACK, GREEN, PURPLE, RED

Booklet, Samples and Prices on Application

# GENUINE BANGOR

Roofing Slate  
Structural Slate  
Blackboards

Large Facilities, Prompt Deliveries

EAST BANGOR CONSOLIDATED SLATE CO.

East Bangor, Pa.

the head to the height of 5-16 of an inch, making it a far greater safeguard against splitting than the ordinary flat-plate construction. There is also a hardened, knurled washer between the quill and the ball-bearing cup, which relieves all friction when in action. The Peck, Stow & Wilcox Co., however, do not rely solely upon this protection to the head of their brace, but use *lignum-vitae* in order that they may have the hardest and toughest possible materials. The center, however, is made of *coco-bolo* because *lignum-vitae* is too hard a wood through which to bore a hole of the length required for the rod. The general quality, efficiency and construction of this brace needs no further elaboration than the fact that it is one of the Peck, Stow & Wilcox Company's guaranteed hand tools.

### Electrification of Hoosac Tunnel

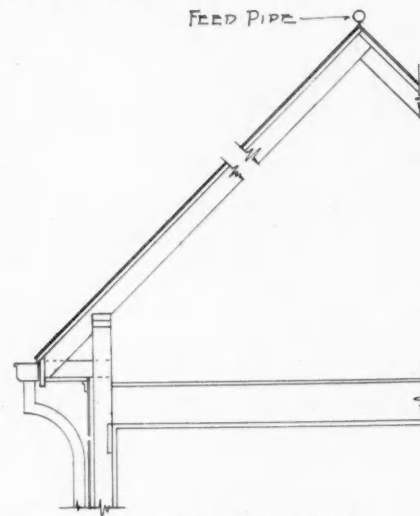
The report that the famous Hoosac Tunnel is to be changed from steam to electric operation is confirmed by the officials of the Boston and Maine Railroad. It is stated that the preliminary estimate of the cost of the change, including the cost of the electric locomotives, will be one million dollars. Passenger and freight trains will be taken through the Hoosac Mountain by electric locomotives between Tunnel Station on the east and North Island on the west.

### Can Save Money by Using Concrete Fence Posts

The United States Department of Agriculture estimates that the farmers of a single state, Iowa, use every year \$1,400,000 worth of fence posts, which cost an equivalent of \$600,000 to set in the ground. According to these estimates about 10,000,000 posts are used. The average life of a wooden post is stated to be fourteen years and the average cost 13.7. Here is a problem of wastefulness, easily solved in the use of concrete. A wooden fence post must be replaced every fourteen years. A concrete post, properly made, is everlasting.

### Scheme for Cooling the House


Every suburbanite will admit that the rooms of a wooden country house have an oven-like temperature during a sunny day, and that this heat is retained for the greater part of the



Dripping Water Cools Roof

night. The roof, of course, is responsible for this heating. One obvious way of reducing the temperature is to cool the roof by means of water, and a patent has actually been granted to a Baltimore inventor for such a device, says the *Scientific American*. The water is pumped through a stand-pipe to the roof and the drippings are led through the usual drain pipes, not, however, to be lost, as may be supposed, but to pass through a hose to a lawn sprinkler. The inventor claims that not only does he use his water twice, but that after having passed over the hot roof the water is supplied to the sprinkler at a somewhat higher temperature, with the result that his lawn will profit by it. The final touch is contained in the statements that if a hot-water heating plant is available in the house, the water can be drawn through it before passing to the roof, so as reduce the temperature of the lower rooms.

## A Power Mixer for Small Concrete and Building Requirements



### THE No. 7 COLTRIN

CAPACITY 3 TO 6 CUBIC YARDS PER HOUR. POWER 1 1/2 H. P. GASOLINE ENGINE. WEIGHT 1500 LBS. COMPLETE ON WHEELS  
PRICE - - - \$250.00

Shipped anywhere in UNITED STATES on Five Days' Trial

### THE COLTRIN CONCRETE MIXERS

6 SIZES—3 TO 20 CUBIC YARDS CAPACITY

MANUFACTURED EXCLUSIVELY BY

### THE KNICKERBOCKER CO.

JACKSON, MICHIGAN

And Carried in Stock by

The N. Y. Purchasing Agency, 76 Pine St., New York, N. Y.  
J. B. Brunner, Lemoyne, Pa.  
Geo. C. Schaffer, 227 Delaware Ave., Buffalo, N. Y.  
Nels Erickson, 406 Boston Block, Minneapolis, Minn.  
A. H. Dunn & Co., 3623 Woodland Ave., Kansas City, Mo.

Cement Machinery Supply Co., 1850 California St., Denver, Col.  
A. F. George Co., 265 S. Los Angeles St., Los Angeles, Cal.  
A. L. Young Machinery Co., 26 Fremont St., San Francisco, Cal.  
Beall & Co., 309-15 E. Yamhill St., Portland, Ore.

**30 Tons' Pressure** GUARANTEES Uniformity of Product

THE SOMERS uses the "wettest" mix of any block machine on the market

The Somers Makes Money—We Can Prove It

OUR CATALOG IS FREE SOMERS BROTHERS,

**2 Blocks Per Minute** FASTEST MACHINE MANUFACTURED

The Machine does the work, not the man

It makes an absolutely damp-proof wall

You Can Guarantee It  
Urbana, Illinois



**Public Garage**  
Type Pitless Turntable with steel approach for car front of Garage floor. May also be equipped with electric motor for reversing and lifting or lowered into position when desired.

**PROVE A GAR OVER HIS DRIVE.**  
When you have a Pitless Turntable in your garage you can prove to your friends that you have a garage that is clean, sanitary and practical.

**If You Have Any Pride**  
In keeping up the appearance of your premises as well as your motor car you cannot possibly afford to overlook the sanitary, clean and practical annular Ball Bearing.

**PITLESS TURNTABLE**  
Can be installed in thirty minutes by an ordinary workman without the slightest marring or as much as a nail scratch in any public or private garage. Out of doors or in basement, on wood or concrete floors. There can only be one first cost on a PITLESS TURNTABLE because they are guaranteed FOREVER, and besides, this first cost is decidedly less than the installation expense of the hazardous, filthy and danger traps of the old style turntables requiring a Pit or Building Alteration.

To concrete your yard in front of garage for purpose of washing and backing car around is not only to make an otherwise beautiful lawn into a very unsightly eyesore but the expense of such concrete work alone will buy several Pitless Turntables.


The cheapest accident insurance ever offered the Motorist is an investment in a PITLESS TURNTABLE—because it is not only wrong to back your car continually but extremely dangerous to life, limb and car, irrespective of how expert you may be in handling an automobile. The expense of one accident to car will pay for several turntables.

Write today for our ART CATALOG  
Giving full particulars, weights, dimensions, etc.

**PITLESS AUTO TURNTABLE CO.**  
FULLY KANSAS CITY FULLY  
PROTECTED BY PATENTS MISSOURI PROTECTED BY PATENTS

## THE UNIVERSAL AUTO TURNTABLE

*Swings Easiest,  
Carries Greatest Load, and  
Cannot get out of Order.*



Can be erected by any careful mechanic from our plain directions.


**12 Inch Pit Only is Required.**

Table comes in knock-down shape, one man easily handling each piece. No intricate parts—simply constructed. Nothing better made.

*Catalogue for the asking,  
or detailed information.*

**The Canton Foundry & Machine Co.**  
610 E. 8th Street, CANTON, OHIO

## Stair Building Made Easy



A PRACTICAL TREATISE  
FOR CARPENTERS BY  
**David Mayer**

127 PAGES (5x7 inches)  
111 ILLUSTRATIONS  
Handsomely bound in cloth

**PRICE 50 CENTS**


Sent postpaid on receipt of price. Your money back if you are not pleased.

A COMPLETE and clear description of the art of building the bodies, carriages and cases for all kinds of stairs and steps, together with illustrations showing the manner of laying out stairs, forming treads and risers, building cylinders, preparing strings; carriages for common platform, dog-leg and winding stairs; also the method of setting out stairs, laying out strings, plans of stairs, pitch-boards, construction of steps, line of nosings, housing strings, placing balusters, finishing ends of wall strings, trimmers and joists, lower newel finish, well hole finish, straight platform stairs, planning stairs, dog-leg stairs, close string stairs, continuous stairs, geometrical stairs, carriages of stairs, story rod, dancing the treads, double platform stairs, straight flights and winders, solid newels, all winders, etc., etc.

This work takes hold at the very beginning of the subject, and carries the student along by easy stages until the entire subject of Stair Building has been unfolded, so far as ordinary practice can ever require.

SEND FOR OUR CATALOG OF BOOKS ON BUILDING  
**Industrial Book Co.** 178 Fulton St. NEW YORK

## ALFRED W. WOODS' KEY TO THE STEEL SQUARE A WONDERFUL INSTRUCTOR



It should be in the possession of every carpenter, or those having work in angles. It tells the whole story of how to use the common steel square, to obtain the cuts in degrees, or by inch rise per foot run for all kinds of framing.

Price \$1.50. Postpaid  
**AMERICAN CARPENTER & BUILDER**  
185 Jackson Boulevard, CHICAGO



**Smithing or Truing Hand Saws**

How many carpenters are familiar with the process of truing hand saws, so that they will run straight and cut on a line?

Unfortunately, there is no way of telling whether a hand saw has been properly hammered, other than through an actual test in a cut, for if the saw has been correctly finished, all hammer marks are removed by subsequent grinding.

The tempering process leaves the saw blade somewhat out of true. There will be an unevenness of temper, or tight and loose spots that tend to draw the teeth edge off the line.

This may be illustrated by standing a piece of sheet iron on edge and pushing it laterly and noting how it snaps or pops into place. This indicates that the outer rim is tighter than the center, which, when properly hammered, is stretched to an equal degree with the center and the entire sheet becomes in actual line.

As this process is invisible, it is frequently omitted by some saw makers and as a result, the saw is practically worthless until properly treated.

The smithing process is done on an anvil under a hammer by the most skilled workmen only, as it requires years of practical experience in order to master the art.

An awkward thrust of the hand saw sometimes throws it out of true, but this is not likely to happen with a saw which has been properly made in the first place.

Sometimes the uneven spots occur in the outer edge of the blade, sometimes in the center, and it requires most expert knowledge in order to properly locate and remove all unevenness.

These apparently little things, most of which are invisible to the eye, all enter into the construction of a perfect saw and are given the most minute attention.

There are many others, of which we shall take occasion to write later on. E. C. Atkins & Co., Inc.

**Starrett Co. Moves Chicago Store**

The L. S. Starrett Company, Athol, Mass., U. S. A., announces that its Chicago store is now permanently located in new and larger quarters, at No. 17 North Jefferson Street. You are cordially invited to call and inspect its complete stock of fine mechanical tools and better facilities for favoring the trade with prompt and efficient service. Al. T. Fletcher is the manager of the Chicago store.

**New Jahant Furnace Catalog**

We have just received our copy of the new catalog of the Jahant Down Draft furnace. It is very attractively gotten up with a beautifully embossed cover in three colors, is finely printed and is well illustrated. But more important still, it contains all the information a man requires and wants to have


in order to intelligently figure on installing one of these furnaces. Moreover, everything is arranged so simply and in such a logical order that it is a pleasure to look the book over. The catalog is of convenient reference size.

Copies will be mailed to all interested parties on request by the Jahant Heating Co., 200 Howard St., Akron, Ohio.

**For More Practical Education**

The co-operative plan of engineering education, which has been successfully introduced at the University of Cincinnati, is being adopted, with some modifications, at the University of Pittsburg. A bulletin issued by the University describes the system. It says:

"The faculty of the School of Engineering have matured a co-operative plan whereby the student, while spending in school the amount of time usually devoted to instruction in our best engineering institutions, will work four terms of three months each in the engineering industries of the Pittsburg district \* \* \* the school work being arranged so that successive groups of students will furnish continuous service to the employer."



**BIG 72 PAGE Catalogue Free**  
Full of information about Andrews System of Heating, Plumbing, Water Supply and Sewage Disposal. Sold on 360 days Free Trial Guaranty. Send names of two or more persons who want to buy heating plants.  
**Andrews Heating Co.**  
1116 Heating Bldg., MINNEAPOLIS, MINN.

**SLATE WE HAVE WHAT YOU WANT**

*In Roofing Slate, Slate Blackboards  
Structural and Plumbers' Slate*

**SATISFACTION GUARANTEED IN QUALITY AND PRICE**


**ASK FOR DELIVERED PRICES**

**J. K. HOWER, Station C., Slatington, Pa.**

R. J. KICHLINE, Sales Agent

**DO YOU WANT SLATE?**

**R**oofing Slate for Houses, Barns, Sheds and Railroad Stations. Clean and ornamental, rain, wind and fireproof.  
**B**lackboards for Schools, Colleges, etc., are being used all over the World, need no better commendation, "It is just the thing."  
**S**tructural and Electrical Stock, Steps, Sink Tops, Wash Tubs, Window Sills, etc., superior to all other stone for such purposes.  
**S**laters' Supplies, Hand-made Slaters' Tools, Snow Guards, Slaters' Cement, Nails, Felt, Slate Punching and Cutting Machines, etc. Write for prices and I will tell you all about Slate. D. McKenna, Slatington, Pa., U. S. A.  
**JAMES CRAIG, Manager**



**Patent Malleable Clamp Fixture**


**E. H. SHELDON & CO., Chicago, Ill.**

Gentlemen—We are pleased to state that the 25 dozen Clamp Fixtures which we bought of you a little over a year ago are giving excellent service. We are well satisfied with them and shall be pleased to remember you whenever we want anything additional in this line.  
Sioux City, Iowa.

Yours truly,  
**CURTIS SASH & DOOR CO.**


**22,000 Sheldon Steel Rack Vises**

**\$2.80 and up, sold on approval, an unconditional money-back guarantee.**



**RAPID-ACTING WOODWORKER'S VISE No. 3**

**SHELDON'S**



**STEEL BAR CLAMPS**

*Guaranteed Indestructible*

We solicit privilege of sending samples and our complete catalogue.

**E. H. SHELDON & CO.**  
84 N. May St., Chicago



## PERFECTION ELEVATORS

**The Best Value for the Money in the World**  
Mechanically Correct

**Dumb Waiters, Carriage and Store Elevators, Sidewalk Hoists, Etc., Etc.**

Our Elevators are noted for their **EASY RUNNING** and **SERVICE-ABLE QUALITIES**. They are practically self-contained, and can be erected by any carpenter in a few hours. We furnish plans for erecting.

**The Low Cost Will Surprise You**

State your requirements, giving capacity, size of platform and number of feet to travel and we will name our lowest money saving estimate.

**SIDNEY ELEVATOR MFG. COMPANY, SIDNEY, OHIO**

## The New Otis Metal Hand Power Elevator

**FOR STORES**



**WORKS EASIER AND  
LASTS LONGER  
THAN OLD STYLE  
WOODEN ELEVATOR**

**\$75.00  
TO  
\$95.00**

SEND FOR  
FOLDER 26

**OTIS ELEVATOR  
COMPANY**  
NEW YORK CHICAGO  
SAN FRANCISCO  
And All Principal Cities



### DUMB WAITERS AND HAND ELEVATORS

*OF THE MOST IMPROVED  
AUTOMATIC CONSTRUCTION*

**INVALID LIFTS  
TRUNK, CARRIAGE,  
SIDEWALK AND  
FREIGHT ELEVATORS**

**SEDGWICK MACHINE WORKS**

128 LIBERTY ST. NEW YORK

*CATALOGS AND  
ESTIMATES FURNISHED  
SEE SWEET'S INDEX*



### This DUMB WAITER

complete ready to erect for - **\$18.50**

**SELF RETAINING MACHINE  
HARDWOOD CAR  
SECTIONAL WEIGHT  
ROPE, GUIDES, HARDWARE,**

knocked down and shipped with the only complete directions for erecting ever issued

**SEND FOR SPECIAL PAMPHLET**

**R. M. Rodgers & Co.**  
174 Washington Av., BROOKLYN, N. Y.

### THE NEW SASGEN CIRCLE SWING DERRICK

**No Stiff  
Legs**

**No Guy  
Lines**



Light in weight, speedy in operation, all malleable castings; weight 250 lbs., capacity 1000 to 1500 lbs.

Fully equipped. Ready for F. O. B. Chicago


**\$35 00**

Sold on trial to all reliable contractors. Catalogue FREE.

Manufactured by  
**SASGEN BROS.,**  
2053-2057 Racine Ave.  
CHICAGO, ILL.  
New York Office: 103 Park Ave., N. Y.

### PERRY WATER SYSTEM

THE MOST SANITARY AND SATISFACTORY SYSTEM OF WATER SUPPLY. THE ONLY SYSTEM OF WATER SUPPLY THAT ELIMINATES THE STORAGE OF WATER. THE ONLY SYSTEM THAT DELIVERS WATER DIRECT AND FRESH FROM THE WELL.



Fresh From The Well

**PERRY PNEUMATIC WATER SYSTEMS**  
Are Being Installed in Every State in the Union, Because—

The Perry System is the most hygienic method. It is the only fresh water system. One air outfit will supply hard and soft water. It is economical in operation. It may be operated by any power. Perry Systems are designed for large or small capacity.

*Send for Booklet "Fresh From the Well"*

United Pump & Power Co., 495 Old Colony Bldg., Chicago



# MULLINS METAL TILE ROOFING

is simple in construction — secure — durable—absolutely storm and water tight. As expansion and contraction are provided for, it is guaranteed, when put on according to directions, to remain perfect for years.


This handsome metal tile roofing is used on many of the finest buildings in the United States. It is beyond question the most attractive and satisfactory roofing made.

## Mullins Fire Proof—Storm Proof—Dust Proof Windows

are made with the idea of turning fire. They are entirely of metal, lock-seamed throughout with no soldered joints in frame, sill or sash. Heat does not affect them in any way, and a Mullins was never known to warp, buckle, contract or expand. Mullins Windows are famous for durability, and will outwear any other feature of the building.

*Mullins Fireproof Windows* are manufactured under supervision of *Underwriters' Laboratories, Inc.*, according to the latest specifications of the *National Board of Fire Underwriters*, and *every window is inspected, approved and labeled* with their official label.


We have catalogues showing our various lines of product. Please specify the particular class of sheet metal work you are interested in and we will send you the proper catalog for same.



**W. H. Mullins Company**

214 Franklin Street,

Salem, Ohio.



**Mr. Builder!**

**This New Side wall is a dandy for a Nice Room**

This is only one of the many handsome designs shown in our new catalog of metal ceilings and side-walls. **Your copy is waiting for you.** Write for it today.

Our plain instructions make measuring and erecting easy for the carpenter and builder; we also furnish detailed drawings showing just **how** to do it.

We make the best fitting and nicest looking **Spanish Metal Tile Roofing** in the market. Sample and prices free.

Send us a letter today, asking for catalog and special inducement to new representatives. We want one carpenter or builder to handle our products in each town, everywhere. Get the Metal Ceiling business in **your town** now.

**The Kanneberg Roofing & Ceiling Co., Canton, Ohio**

Manufacturers of Art Steel Ceilings and Sidewalls; Metal Roofing; Architectural Sheet Metal Work; Eave Trough and Conductor. Catalogs Free.



**THREE CONVINCING POINTS**

of the superiority of our steel ceilings are; (1) widest range of design (2)

sure fit tight seam joints (3) ease of application.

*BERGER'S*  
**Classik**  
METAL CEILINGS

are responsible for the wonderful development in this industry during the last decade

Their eleven basic designs are developed from Classic art. They are deeply embossed and their decorative effect is unsurpassed. From stock units hundreds of artistic combinations can be formed.

Our handsome 400 page 11"x13" catalogue, illustrating these many combinations, will be sent to dealers on request.

*It will secure business for you—write for it to-day.*

New York  
Boston  
Philadelphia  
Atlanta

**The Berger Mfg. Co.**  
Canton, Ohio

Chicago  
Kansas City  
St. Louis  
Minneapolis  
San Francisco

DIA 6 0011 AD 0111 4. ALI. COLLONUM ... J BRASH YORKER



CONTENTS FOR NOVEMBER, 1910

|   | Page |  | Page |                                       | Page |
|---|------|--|------|---------------------------------------|------|
| Architectural Terra Cotta                   | 27   | Growth and Development of Timber                 | 38   | Remodeling Stores into Small Theatres | 24   |
| Barn Framers                                | 61   | Growth of Aluminum Castings                      | 51   | Residences                            | 48   |
| Better Than to Cut Prices                   | 23   | Home Workshop, The                               | 34   | Roughing in for Electric Lights       | 59   |
| Concrete Coast Defenses                     | 29   | How to Care for the Band Saw                     | 56   | Septic Sewage Disposal                | 42   |
| Concrete Construction                       | 44   | How to Get Satisfaction Out of a Hot Air Furnace | 58   | Slivers                               | 36   |
| Convenient Bench Stop                       | 58   | How to Make Concrete Water Trough                | 60   | Stained Plaster                       | 59   |
| Correspondence                              | 58   | Low Cost Forms                                   | 44   | Steel Square                          | 32   |
| Design for Small Town Hall                  | 41   | Machine Woodworking                              | 56   | Ten Best Buildings, The               | 29   |
| Details for Novel Door Hood and Window      | 29   | Making a Stave Silo                              | 50   | To Construct a Floor Dumb Waiter      | 61   |
| Details of Construction and Finish          | 29   | Morris Chair and Foot Rest                       | 34   | To Loosen Rusted Screws               | 36   |
| Double Flue Best                            | 58   | Offers Courses in Wood Technology                | 43   | Trade Notes and Items of Interest     | 62   |
| Durable Silo Construction                   | 33   | Plans for Artistic Story and a Half Cottage      | 48   | Two Useful Devices                    | 59   |
| Editorial                                   | 23   | Plumber's Interesting Discovery                  | 23   | Varnish—Its Properties and Use        | 46   |
| Enameled Brick                              | 49   | Plumbing and Sanitation                          | 42   | 'Wall Boards'                         | 60   |
| Fireproof Paints                            | 61   | Problems of Roof Framing Solved                  | 32   | We Stand Corrected                    | 59   |
| Framing for Cased Openings                  | 59   | Public Buildings                                 | 41   | Who's Who in Business                 | 37   |
| Franklin Murphy—President Murphy Varnish Co | 37   |  |      |                                       |      |

INDEX TO ADVERTISEMENTS, NOVEMBER, 1910

|                                      | Page   |                                      | Page   |  | Page |
|--------------------------------------|--------|--------------------------------------|--------|--|------|
| Ackermann & Co., J. B.               | 6      | Galloway Co., Wm.                    | 106    | Orr & Lockett Hardware Co.             | 11   |
| Acme Woven Wood Lath Co.             | 113    | Gibbons, M. J.                       | 94     | Otis Elevator Co.                      | 127  |
| Adjustable Hanger Co.                | 21     | Glidden Varnish Co.                  | 92     | Parks Ball Bearing Machine Co.         | 93   |
| American Bell & Foundry Co.          | 105    | Goodell Mfg. Co.                     | 13     | Parsons Mfg. Co.                       | 69   |
| American Floor Surfacing Machine Co. | 115    | Goodell-Pratt Co.                    | 11     | Peck, Stow & Wilcox Co.                | 75   |
| American Rolling Mill Co.            | 115    | Gordon-Van Tine Co.                  | 65     | Perfection Mfg. Co.                    | 14   |
| American School of Correspondence    | 91-117 | Grand Rapids Foundry Co.             | 107    | Petro-Pulp Floor Co.                   | 120  |
| American Sea Green Slate Co.         | 22     | Grand Rapids Hardware Co.            | 18     | Pettyjohn Co., The                     | 123  |
| American Sheet & Tin Plate Co.       | 90     | Hartman-Sanders Co.                  | 113    | Phillips Co., A. J.                    | 21   |
| American Telephone & Telegraph Co.   | 81     | Heitland Grate & Mantel Co.          | 112    | Phoenix Sliding Blind Co.              | 91   |
| Andrews Heating Co.                  | 18-126 | Heppes Co.                           | 122    | Pitless Auto-Turntable Co.             | 125  |
| Architects & Engineers Supply Co.    | 123    | Hess Warming & Ventilating Co.       | 87-105 | Prentiss Vise Co.                      | 20   |
| Ashby, Geo. W.                       | 119    | Hitchings & Co.                      | 115    | Progressive Mfg. Co.                   | 12   |
| Atkins & Co., E. C.                  | 2      | Holland Furnace Co.                  | 104    | Prybily, P.                            | 96   |
| Automatic Sash Holder Co.            | 18     | Honeywell Heating Specialty Co.      | 105    | Pullman Mfg. Co.                       | 18   |
| Barber Asphalt Paving Co.            | 68     | Hower, J. K.                         | 126    | Raber & Lang Mfg. Co.                  | 91   |
| Barnes Co., W. F. & Jno.             | 93     | Hupp Motor Car Co.                   | 72-73  | Rehm Hardware Co.                      | 17   |
| Bates & Edmonds Motor Co.            | 91     | Hurley Machine Co.                   | 4      | Richards Mfg. Co.                      | 17   |
| Beaver Mfg. Co.                      | 68     | Huther Bros. Saw Mfg. Co.            | 97     | Rodgers & Co., R. M.                   | 127  |
| Berger Mfg. Co.                      | 128    | Illinois Traction Systems            | 100    | Root Co., B. M.                        | 97   |
| Berry Bros., Ltd.                    | 92     | Inter-State Mfg. Co.                 | 101    | Roth Bros.                             | 14   |
| Bertelsen Adjustable Grille Co.      | 103    | Industrial Book Co.                  | 9-125  | Russell-Jennings Mfg. Co.              | 16   |
| Bishop & Co., Geo. H.                | 99     | International Correspondence Schools | 76     | Samson Cordage Works                   | 19   |
| Brad Publishing Co.                  | 103    | Iszard-Warren Co.                    | 91     | Sargent & Co.                          | 14   |
| Braunsdorf-Mueller Co.               | 15     | Ives Co., H. B.                      | 19     | Sasgen Bros.                           | 127  |
| Brilliant Gas Lamp Co.               | 100    | Jahant Heating Co.                   | 86     | Schleuter, M. L.                       | 6    |
| Brush Runabout Co.                   | 130    | Jenks, H. L.                         | 120    | Scott Roofing & Mfg. Co.               | 95   |
| Builders Auxiliary Co.               | 20     | Johns-Manville Co., H. W.            | 70     | Sedgwick Machine Works                 | 127  |
| Caldwell Mfg. Co.                    | 21     | Johnson, E. J.                       | 123    | Seneca Falls Mfg. Co.                  | 109  |
| Canton Art Metal Co.                 | 84     | Johnson & Sons, S. C.                | 78-79  | Shelby Spring Hinge Co.                | 99   |
| Canton Foundry & Machine Co.         | 125    | Kanneberg Roofing & Ceiling Co.      | 128    | Sheldon, E. H.                         | 126  |
| Canton Mfg. Co.                      | 95     | Karol, B. B.                         | 116    | Shultz, C. H.                          | 116  |
| Carborundum Co.                      | 17     | Kawneer Mfg. Co.                     | 64     | Sidney Elevator Mfg. Co.               | 127  |
| Cement Tile Machinery Co.            | 118    | Keasbey & Mattison Co.               | 82     | Sidney Tool Co.                        | 85   |
| Central Mantel Co.                   | 112    | Kees Mfg. Co., F. D.                 | 101    | Silver Lake Co.                        | 19   |
| Century Cement Machine Co.           | 123    | Kepplinger, G. J.                    | 6      | Simonds Saw Mfg. Co.                   | 101  |
| Champion Safety Lock Co.             | 19     | Knickerbocker Co., The               | 124    | Simmons Hardware Co.                   | 131  |
| Chehalis Fir Door Co.                | 96     | Kokomo Level Co.                     | 10     | Slatington Slate Co.                   | 107  |
| Chicago Dryer Co.                    | 110    | Lorenzen & Co.                       | 121    | Smith, George D.                       | 3    |
| Chicago Grille Works                 | 103    | Lufkin Rule Co.                      | 13     | Smith & Hemenway Co.                   | 13   |
| Chicago Machinery Exchange           | 97     | McCrum-Howell Co.                    | 83     | Smith Machine Co., H. B.               | 99   |
| Chicago Spring Butt Co.              | 22     | McKenna, David                       | 126    | Somers Bros.                           | 124  |
| Cincinnati Floor Co.                 | 77     | Mack & Co.                           | 16     | Standard Screen Co.                    | 21   |
| Cincinnati Tool Co.                  | 20     | Manz Engraving Co.                   | 8      | Stanley Rule & Level Co.               | 10   |
| Clinton Glass Co.                    | 100    | Marsh, H. C.                         | 22     | Star Heating & Foundry Co.             | 105  |
| Cordeaman-Rechtin Co.                | 93     | Marsh Co.                            | 4-121  | Starrett & Co., L. S.                  | 11   |
| Cortright Metal Roofing Co.          | 74     | Mastic Wall Board & Roofing Mfg. Co. | 67     | Stoddard, D. L.                        | 107  |
| Coulson & Co., J. W.                 | 114    | Mayhew Co., H. H.                    | 13     | Suess Glass Co.                        | 107  |
| Crescent Machine Co.                 | 93     | Messenger & Parks                    | 115    | Sykes Metal Lath & Roofing Co.         | 108  |
| Cunningham, R. M.                    | 98     | Miles Mfg. Co.                       | 117    | Taplin-Rice-Clerkin Co.                | 104  |
| Daisy Mfg. Co.                       | 5      | Millers Falls Co.                    | 15     | Taylor Coal Chute Co.                  | 97   |
| Dayton Keyless Lock Co.              | 16     | Miller Mfg. Co., A. W.               | 14     | Taylor Mfg. Co., James L.              | 20   |
| Defiance Machine Works               | 109    | Miotke, Jos.                         | 6      | Tower & Lyon Co.                       | 12   |
| Detroit Decorative Supply Co.        | 103    | Milwaukee Corrugating Co.            | 111    | Triple A Machine Co.                   | 9    |
| Detroit Show Case Co.                | 106    | Montross Metal Shingle Co.           | 95     | Trussed Concrete Steel Co.             | 108  |
| Diehl Novelty Co.                    | 21     | Moorman & Otten                      | 102    | Union Metal Mfg. Co.                   | 80   |
| Disston & Sons Co., Henry            | 66     | Morrill, Chas.                       | 22     | United Pump & Power Co.                | 127  |
| Dixon Crucible Co., Jos.             | 11     | Mullins Co., W. H.                   | 128    | United States Cutlery Co.              | 120  |
| Dosch Mfg. Co.                       | 12     | Myers & Bro., F. E.                  | 19     | Universal Portland Cement Co.          | 107  |
| Dow Wire & Iron Works                | 107    | National Mfg. Co.                    | 132    | Voltz Mfg. Co.                         | 116  |
| Dunn & Co., W. E.                    | 117    | National Roofing Materials Co.       | 101    | Voss Mantel Co.                        | 114  |
| Dwight Lumber Co.                    | 98     | National Sheet Metal Roofing Co.     | 111    | Waddell Mfg. Co.                       | 113  |
| East Bangor Consolidated Slate Co.   | 123    | Nicholls Mfg. Co.                    | 16     | Watrous Mfg. Co., E. L.                | 21   |
| Eastern Granite Roofing Co.          | 80     | North Bros. Mfg. Co.                 | 88     | Weber Mfg. Co.                         | 7    |
| Edwards Mfg. Co.                     | 95     | Northwestern Compo-Board Co.         | 113    | White Mantel & Tile Co.                | 110  |
| Engineers Equipment Co.              | 89     | Northwestern Grille Works            | 103    | White Co., L. & I. J.                  | 16   |
| Everson Mfg. Co.                     | 102    | Northwestern Steel & Iron Works      | 121    | Wilkinson & Co., A. J.                 | 10   |
| Fay & Egan Co., J. A.                | 71     | Northwestern Terra Cotta Co.         | 17     | Willis Mfg. Co.                        | 118  |
| Forest City Bit & Tool Co.           | 12     | Oak Flooring Bureau                  | 98     | Willshire Clamp Co.                    | 22   |
| Foster & Sons Co., Wm.               | 115    | Ohio Tool Co.                        | 10     | Winthrop Asphalt Shingle Co.           | 118  |
| Gade Bros. Mfg. Co.                  | 112    |                                      |        | Yellow Pine Manufacturers Associations | 101  |
| Gage Tool Co.                        | 10     |                                      |        |  |      |

NOTICE TO ADVERTISERS

Forms for the December number of the American Carpenter and Builder will close promptly on November 20. New Copy, changes and orders for omissions of advertisements must reach our business office, 185 Jackson Boulevard, Chicago, not later than the above date to insure attention.

AMERICAN CARPENTER & BUILDER Co.

# Model E Brush Runabout


## Now Ready For Delivery

Everyman's  
Car

**\$485<sup>00</sup>**

F. O. B. Factory

Rumble Seat and Tool Box  
\$20.00 Extra



## A Better Car—The Same Price

**T**HIS new Brush model is built on the same fundamental principles as former Brush cars—on the same fundamental principles that will underlie all future Brush cars—on the same fundamental principles that have made it EVERYMAN'S CAR.

There are refinements and improvements in the model E which will increase the efficiency of the car and make it more than ever deserving of the great reputation the Brush enjoys among 10,000 owners all over the world.

These improvements are few and not one of them is radical in any way. They are simply the result of a careful study of the car and of the user's requirements.

When we designed and built the first Brush, we were not aiming to make a car that would sell because it was different and low in price. We foresaw the demand for a small, dependable automobile that would provide a quicker, easier and cheaper means of transportation for the thousands who were using horse-drawn vehicles and the street cars in the performance of their duties.

True, the initial cost of the Brush is low. Please do not judge the car by its price, but rather by what it is doing every day for 10,000 users; judge it by the practical, sensible features of its construction; judge it by its looks; judge it by the wonderful showing it

has made in economy, hill-climbing and endurance contests.

The Brush has always shown well in trials where simplicity, economy and dependability counted, but during the past year some of its performances have been truly wonderful.

For example, we cite the trip of the

### "Abernathy Kids"

You remember the boys who rode bronchos from their father's ranch in Oklahoma to New York to meet Colonel Roosevelt and take part in the now famous Roosevelt parade. These same boys, Louie and Temple, 9 and 6 years old, respectively, drove a Brush runabout back to Oklahoma, after only three lessons. Louie drove most of the journey as Temple was not tall enough to reach the control pedal.

The father of the boys chose a Brush for them, because he found after a careful investigation that the Brush was the only car they could start and handle without help, and because it was so simple mechanically they could understand everything about it. Thousands realize this since reading about

the trip and seeing this 9-year-old boy driving.

In the Munsey Historic Tour, the principal endurance contest of the East in 1910, the Brush finished with a perfect score and won the trophy in its class. The route covered 1550 miles over all kinds of roads from the boulevards of New Jersey to the rough mountain roads of Pennsylvania.

Thousands of experienced motorists watched the Brush travel on even terms with the big cars on a schedule designed for big car power and big car stability. They saw it come through with a perfect score under conditions that put several big cars out of the running. They saw it prove its dependability in a way no one could doubt.

These two achievements of the Brush are of vital importance to the prospective motor car buyer. The former shows superlative simplicity, each shows dependability.

If you use any mode of transportation you will be doing yourself an injustice if you do not investigate the Brush. Let us tell you what it is doing for merchants, physicians, salesmen, collectors, architects, contractors, farmers, R. F. D. Carriers, artisans—in fact, for people in all walks of life—people whose annual income varies from \$1000 to \$25,000. Let us show you what the Brush will do for you.

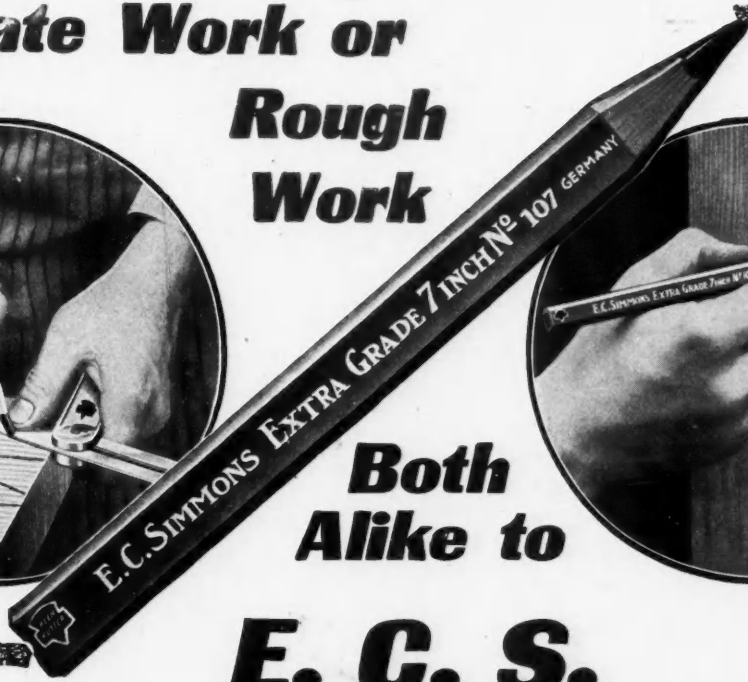
If there is no Brush Dealer in your locality, let us show you how you can make money selling EVERYMAN'S CAR.

# BRUSH RUNABOUT CO.

1162 Rhode Island Ave., DETROIT, MICH.

Licensed Under Selden Patent

**Accurate Work or  
Rough  
Work**



**Both  
Alike to**

**E. C. S.  
Carpenter Pencils**

**T**HESSE pencils are soft enough to make clean cut, legible marks for accurate work and yet hard enough to hold that fine point without breaking or wearing away too quickly. In making offhand strokes on the roughest lumber you can be just as sure of good results. The lead won't snap or the pencil break in two.

We couldn't make such good pencils if we didn't use cedar of straightest grain—if we didn't process the lead to make it tough. In one test a sharpened pencil was actually driven clean through one-half inch soft timber without breaking. That's proof it will stand hard work.

You can get one of these pencils absolutely free by filling out the attached coupon. Mail it to-day while you think of it.

*"The Recollection of Quality Remains  
Long After the Price is Forgotten."*

Trade Mark Registered.

—E. C. SIMMONS.

(Coupon)

**SIMMONS  
HDW. CO.  
(Div. A. C.)  
St. Louis, Mo.**

If not at your dealer's, write us.

**SIMMONS HARDWARE  
COMPANY (Inc.)**

**St. Louis and New York  
U. S. A.**

Dear Sirs:

Please send me  
**FREE, Charges Prepaid—1**  
**E. C. Simmons Carpenter Pen-**  
**cil, as per your offer, with the**  
**understanding that I am under no**  
**obligation to buy.**


NAME . . . . .

ADDRESS . . . . .





# WE INITIATE — NEVER IMITATE A REVOLUTION



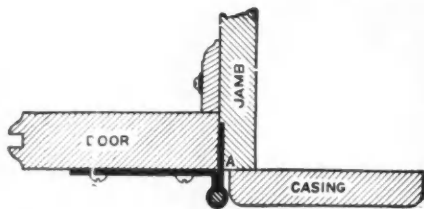
In building methods "NATIONAL" Ornamental or Half Surface Butts have made it possible for the contractor and carpenter to cut in half the labor of hanging doors. There is but one side to mortise, the ornamental leaf being screwed to the surface of the door.

The lower tip is threaded and screws into the butt. It is also slotted for a screw driver, making it easy to remove the tip and affords ready access to the pin.

## Style No. 450B

here illustrated is a very popular design and can be furnished in all sizes from 1½" to 4" inclusive. These Butts are highly polished, have beveled edges and are double plated. They match the escutcheon plates with beveled edges.

No. 450B




Ask for Booklet, "Ornamental Ideas," and give us your dealer's name.

**Directions**—Attach butt part "A" to jamb first, then set and wedge door into position and attach Ornamental Leaf to surface of the door. Simple. isn't it?



Trade Mark

Be sure to look for the flag—it's stamped on all "National" Butts—It stands for quality.



Surface Hinge

**National Manufacturing Co.,** STERLING, ILLINOIS

DIA. & NO. 1140 BUILT BY THE NATIONAL MANUFACTURING CO.