


TEN CENTS

APRIL 1931

# The American Home

10¢



Bueh

Published by Doubleday, Doran & Company, Inc

MANCO/2

A LITTLE LIGHT ON THE  
PROBLEM OF BUYING HEAT

THE mode said—"color". Out of the Richardson & Boynton plant came a shining blue boiler—finished like a \$5,000 car—transforming thousands of cellars into good looking, livable rooms. But *inside* of its beautiful casing remained the sturdy Richardson & Boynton castings—with all the principles of heating efficiency acquired since 1837.

There's nothing experimental about "R. & B." round or square cased boilers. They're standard. They're just as efficient with oil-burners as their ancestors were with kindling wood. The years and years behind them are years of heating knowledge—and heat. Concealed radiation, ball-room cellars—let the mode be what it will—Richardson & Boynton will set the pace. But no outward trend of style will ever let Richardson & Boynton engineers sacrifice the one thing they're most interested in—efficient, economical HEAT.

*Ask your installer about the liberal Richardson Time-Payment Plan.*

**RICHARDSON  
& BOYNTON CO.**

*Heating and Cooking Apparatus since 1837*

260 Fifth Avenue, New York, N. Y.

Utica, New York

Branches in Cincinnati, Cleveland, Brooklyn, New Haven, Philadelphia,  
Boston, Chicago, Buffalo, Minneapolis, Detroit, Providence





Van Anda

*It is a great satisfaction to the home builder to be able to visualize his house in miniature before the actual construction is started. Detailed instructions for making a model of a house will be found on page 19*

# The American Home

## Contents for April 1931 issue

	<i>Page</i>		<i>Page</i>
Cover Design by W. Buehr		Wisdom in the Market Basket . . . . . Rachel Dunaway Cox	35
"Be it ever so humble—" . . . . .	12	Perennials to Plant Now . . . . . Romaine B. Ware	37
Monday at Three . . . . . Louise Gibbons Gurnee	13	A One-Year-Old Garden . . . . .	38
A Course in Furniture—I. The Furniture of Chippendale . . .	16	Primroses for the Sunporch. . . . . Katharine B. Storm	40
Garden Gadgets of 1931 . . . . . Norman Tanner	18	Pruning for Better Bloom . . . . . J. H. Nicolas	42
A Look Before Leaping—How to Make a Model of Your Home . . . . . Edward M. Ellis	19	Planting Gladiolus for All-Summer Bloom Charles E. F. Gersdorff	44
The Charm of a Normandy Cottage Theodore Whitehead Davis	22	Devices for American Homes . . . . . Diana North	58
A Memory of the Southern Colonies . . . . . Fred H. Elswick	23	Hearthstone Booklets . . . . .	60
Proper Equipment Is Half the Battle . . . Dorothy Stacey Brown	24	Shop Windows of To-day . . . . . Diana North	74
House Your Car . . . . . Henry Humphrey	26	In and About the Garden . . . . . Leonard Barron	78
Beauty in Black and White—Etchings Are Not Expensive Gwendoline Keene	31	Garden Reminders . . . . .	86
A Little House at the End of the Lane . . . Marjorie Lawrence	33	What You Ought to Know About Roses . . . I. George Quint	90
		Index to Advertisers. . . . .	92

REGINALD T. TOWNSEND  
*Editor*

HENRY HUMPHREY  
*Managing Editor*

LEONARD BARRON  
*Horticultural Editor*

FREDERICK KLARMAN  
*Art Editor*

DOUBLEDAY, DORAN & COMPANY, Inc., Garden City, N. Y.

**MAGAZINES**

WORLD'S WORK  
COUNTRY LIFE  
THE AMERICAN HOME  
SHORT STORIES  
LE PETIT JOURNAL  
EL ECO  
WEST  
STAR MAGAZINE

**BOOK SHOPS (Books of all Publishers)**

NEW YORK: LORD & TAYLOR; JAMES McCREERY & COMPANY  
PENNSYLVANIA TERMINAL; 1 AND 10 WALL STREET  
GRAND CENTRAL TERMINAL AND 51 EAST 44TH STREET  
848 MADISON AVENUE AND 105 EAST 57TH STREET  
370; 420; 526; 819 LEXINGTON AVE.; 31 NASSAU ST.  
PHILADELPHIA: BROAD STREET STATION BUILDING  
ATLANTIC CITY: 2807 BOARDWALK  
CHICAGO: MANDEL BROTHERS  
ST. LOUIS: 310 N. 8TH ST. AND 4914 MARYLAND AVE.  
SPRINGFIELD, MASS.: MEEKINS, PACKARD & WHEAT  
SYRACUSE, N. Y.: DEY BROTHERS & CO.

**OFFICES**

GARDEN CITY, NEW YORK  
NEW YORK, 244 MADISON AVENUE  
BOSTON: PARK SQUARE BUILDING  
CHICAGO: PEOPLES GAS BUILDING  
SANTA BARBARA, CALIFORNIA  
LONDON: WM. HEINEMANN, LTD.  
TORONTO:  
DOUBLEDAY, DORAN & GUNDEY, LTD.

**OFFICERS**

F. N. DOUBLEDAY, *Chairman of the Board*  
NELSON DOUBLEDAY, *President*  
RUSSELL DOUBLEDAY, *Vice-President*  
JOHN J. HESSIAN, *Treasurer*  
LILLIAN A. COMSTOCK, *Secretary*  
L. J. McNAUGHTON, *Asst. Treasurer*

COPYRIGHT, 1931, BY DOUBLEDAY, DORAN & COMPANY, INC. ALL RIGHTS RESERVED. TITLE REGISTERED IN U. S. PATENT OFFICE. Subscription \$1.00 a Year; for Canada, \$1.50; Foreign, \$2.00. Entered as second class matter at Garden City, New York, under the Act of Congress, March 3, 1879.



A new home at Yeamans Hall, South Carolina. Architects, Simons & Lapham, Charleston. All exterior walls and chimneys finished with Cabot's Old Virginia White Collopakes.

## A New Beauty Treatment for Your Home

CABOT'S Collopakes are new colors which make possible a whole new range of color effects for your home. Collopakes are not paints, because they are not common colors ground in oil in the old way and mixed with inert "fillers", but are made by the patented Cabot Collo-paking Process. Pure pigments are reduced to submicroscopic fineness so that they act like dyes. No fillers are used.

This gives Collopakes remarkable richness and depth of color as well as unusual lasting qualities. The colors always remain fresh and lively.

Old Virginia White, used on the charming house shown above, gives to brick, stone, wood or stucco, a clean, cool "white-wash" effect. It is more durable than paint but, unlike paint, does not hide the natural texture of the surface and retains its soft white tone with age.

*Send the coupon below for new and valuable information*

# Cabot's Collopakes

Instead of Paint

*Made by the makers of the famous Cabot's "Quilt", everlasting insulation which makes your home cool in summer, warm in winter and cuts your fuel bills.*

*Samuel Cabot*  
Inc.

141 MILK ST., BOSTON


Gentlemen: Please send me your Collopake Folder "New Beauty".

Name .....

Address .....

AH-4-31

## "Certified" Sewage Disposal



The complete San-Equip System shown here consists of the San-Equip Septic with a drainage field of San-Equip Filter Pipe.

## The Most Important Part of Your Home

IF you live beyond the city lines the proper disposal of your sewage is your most important problem. Upon sanitary disposal depends your family's health. Upon efficient disposal depends the convenience and usefulness of all your plumbing facilities.

The septic tank alone is not a sewage disposal system. Nor will the addition of makeshift drainage give you the protection you should have. Only by combining a properly designed septic tank with adequate drainage can you be sure of safe, dependable service.

The San-Equip Sewage Disposal System is a complete system. All the waste from bathrooms and kitchen is properly disposed. The San-Equip System is "certified"—you receive a certificate of approved equipment when your system is installed. Yet San-Equip costs no more than you may pay for a cheaply-built inefficient system.

Be safe. Send the coupon below for complete information on proper sewage disposal for unsewered homes.

SAN-EQUIP INC.

714 E. Brighton Ave., Syracuse, N. Y.

# San-Equip

## SEWAGE DISPOSAL SYSTEMS

SAN-EQUIP INC.  
714 E. Brighton Ave.  
Syracuse, N. Y.

Please send me complete information.

Name .....

Street and Number .....

City.....State.....

Reproduction of an unretouched photograph—looking onto the terrace garden of Arden Wood Sanitarium through windows glazed with Libbey-Owens-Ford "A" quality glass. Arden Wood Sanitarium, San Francisco; Henry H. Gutterson, Architect. Glazed throughout with Libbey-Owens-Ford "A" quality glass



*Beautiful* **WINDOWS**  
*will enhance the charm of your home*

**I**N planning any type of building it is essential that special attention be given to the windows, for the attractiveness of a building often hinges on the beauty of its windows. And most important in the planning of windows is the matter of glass . . . The fact that architects and home builders have accorded an overwhelming preference to Libbey-Owens-Ford Glass for over fourteen years may well be your guide in the selection of window glass . . . You can be certain that the windows in your home will add everything possible in the way of charm and beauty by specifying Libbey-Owens-Ford "A" quality glass. The familiar L·O·F label that appears on each light identifies a product nationally acclaimed for its rich, sparkling lustre of rare and permanent beauty, true flatness, and exceptional clearness.



**LIBBEY-OWENS-FORD GLASS CO.  
 TOLEDO, OHIO**

*Manufacturers of Polished Plate Glass; Flat Drawn Clear Sheet Glass; Safety Glass—and distributors of Figured and Wired Glass manufactured by Blue Ridge Glass Corporation*

**LIBBEY · OWENS · FORD**

*flat drawn clear* **SHEET GLASS**



*Costain*

*The blue door and window trim as well as the blue wheelbarrow under the old apple tree lend a note of color and charm to the weathered shingles of this little house in Chappaqua, New York*

**“Be it ever so humble—”**

# MONDAY at THREE

*A new note to replace a blue note*

by LOUISE GIBBONS GURNEE

EIGHT o'clock in the morning! Breakfast is over, and the commuter husband has left. The telephone jangles in the shiny new hall of the shiny new house and the shining new bride answers. "Bridge at three? I'd be delighted!"

Shades of our be-bustled grandmothers and be-pompa-doured mothers for whom Monday was a great big deep indigo-blue splotch on the calendar! Monday was blue Monday. Monday was *wash day*. Monday was the day when mother rose at dawn, threw on her oldest clothes, rolled her sleeves above the elbows, pinned her skirts up in the back, stepped into a pair of storm rubbers—and put on her Monday frame of mind.

And usually what a frame of mind! She was prepared for the worst task of the week; she was ready to bite nails. Breakfast was a "catch-as-catch-can" meal served with no smiles and luncheon was something to be eaten hurriedly on the kitchen table in a cloud of soapy-smelling steam from the wash boiler. Supper time found her worn and frazzled with all of her good nature still pinned to the clothesline with a couple of blankets that just wouldn't get dry. And there were no bedtime stories.

And now the bride has made an engagement to play bridge at three o'clock. Tsch! Tsch! Is that the way to hold a husband? Is that the way to keep house? Is that the way to treat Monday of all days? The answer is "Yes"—not just plain yes but *decidedly* yes! And now other questions follow that: "How is she going to get away at three o'clock?" "Just leave everything?" "How is she going to get dinner?" or "Will they eat in a restaurant?"

Lend your ears. Sunday night when the guests left (there's always company in a new house) the living room looked quite upset. The furniture was all askew. Cigarette trays were

smoking like incense burners. The Sunday paper had lost its self-control and was just here, there, and everywhere. The music on the piano—a page of a Bach fugue was lost in "Swingin' in a Hammock."

BUT that room was put to bed before anything else was done—not thoroughly cleaned, of course, but "redded up" as our grandmothers used to say. And it only took a moment or two. Perhaps the husband helped. We hope he did. And then to the kitchen where a quick-cooking breakfast cereal was put to soak in a double boiler. Soaking over night only makes it that much quicker to cook in the morning. The toaster was set on the breakfast table and the table laid for breakfast. No, the oranges were not squeezed. For the bride knows that orange juice left over night loses some of its vital vitamin content. And so to bed.

Then when the alarm whirrs in the morning the first dash is to the kitchen where hot water is placed in the bottom of the double boiler, the gas turned on, and the breakfast cereal left to itself. Then the bathroom is hers and she emerges a few seconds later ready for blue Monday. The complacent commuter is probably fast asleep again but Monday is wash day and so he is soon routed out and the sheets and pillowcases come off the bed!



*While the electric washer is humming and doing the work that used to take the skin off grandmother's knuckles the bride is free to run the vacuum cleaner over the living room rug*

*Work days aren't what they used to be. The clouds of steam, the raw knuckles, the bad tempers have been wiped away by science and industry. We knew that the modern housewife could find time for recreation any day in the week—even on a blue Monday—and we asked Mrs. Gurnee to prove it—and she has!*

The other bed clothing is then tossed around as though a young cyclone had made this room its playground and the window is raised to the top and the doors closed so the room can have its daily airing. We hope the commuting husband has had time to snatch his clean linen before he dashes to his bath.

Then while he is splashing in the tub the coffee is in the process of preparation and the bride-laundress-bridge guest is in the kitchen reaming the oranges. She may be using one of those electrical juice extractors that work with a whizz and a zip, or she may have one of the tricky hand extractors that are so popular now, the kind that looks a bit like an old-fashioned coffee grinder. One part is an aluminum cup holding some wires inside. The upper part is in the shape of half an orange and is filled with little metal teeth which hold half an orange securely. The orange then fits over the

cup, a handle is turned, and out comes the juice and pulp. The seeds stay in the extractor.

This task over, she concentrates on the toast. It is made of sliced bread, of course—the divine inspiration bakers have had this past year. Every slice is uniform and fits exactly into the toaster. Out it comes with a click, crackle, and pop, ready to be buttered and served plain or sprinkled with cinnamon and powdered sugar for good, old-fashioned cinnamon toast. Contrast the following breakfast menu with the one the husband may have had on wash day when he was a child: Orange juice, hot cereal with cream, buttered or cinnamon toast, and coffee. This to be eaten at a bright breakfast table opposite a wife who looks as though she had nothing more arduous to do the rest of the day than powder her upturned little nose.

He's off to catch the 7.55!

Then there's the telephone call.

But she doesn't sit down later with an "Oh, dear why did I say 'Yes,' why didn't I say 'No.'" Life is hard and time is fleeting." Time is fleeting, to be sure, but Monday morning in a modern house is not nearly so tiring as Monday morning on a golf course—and it may be every bit as exciting.

*To simplify the preparation of breakfast, the quick-cooking cereal is put to soak in the double boiler the night before, leaving only the oranges to be reamed and the coffee and toast to be prepared while it is cooking*

Paul Parker







*With an installed mechanical dishwasher available it is unnecessary to wash the dishes more than once a day. Lacking this, a faucet spray attachment may be used to reduce the work and time involved in the process of dishwashing*

If the kitchen sink has a dishwasher attachment, those few colorful breakfast dishes are scraped with a rubber scraper (the ten-cent stores and department stores sell literally millions of these scrapers yearly), then rinsed under the hot-water faucet, placed in the dishwasher, and forgotten. No woman with an electric dishwasher washes dishes more than once a day nowadays. If there isn't a dishwasher there is always the rubber spray attachment for the kitchen faucet that can be bought for almost a song. The spray of hot water is shot through a wire soap basket (you know the kind that looks like a miniature corn popper and is filled with left-over scraps of soap). The hot suds cleanses the dishes like magic. Then they are stacked in a wire draining basket, the silver in its special compartment. Clear hot water is sprayed into the basket on the draining board, the basket covered with a clean dish towel, and forgotten—all but the orange juice glasses and flat silver, of course, which really must be dried to keep them shining.

The left-over cereal goes into the refrigerator to be heated again or used in muffins. But the coffeepot is emptied and scrubbed. There was a day, long ago, when coffee just simmered and simmered all day on the back of the stove and grew strong as lye, a day when our mothers washed a coffeepot with soap only on special occasions. It was almost a sign that "company" was coming when that great granite pot went into the dishpan.

Now if the bride has been given an electric washing machine for a wedding present or if she has bought one from her electrical company on those convenient time payments she will do all of her laundry at home. If not, she will probably send out the flat work. But she will, no doubt, still prefer to wash her silk things and her treasured

trousseau linens at home. Modern laundries are as careful as they can be, but most women feel they can be even more careful themselves.

Just because there will be old-fashioned people who will say our new-fashioned bride *can't* play bridge at three unless she sends most of the wash to a commercial laundry, we shall go through the entire process here on paper. And here's how:

She'll know that every single garment in her laundry basket can be washed in that electrical machine. This means silk things, too. She'll know that no husband likes, desires, or prefers to come home at night to a bathroom where the towel rack, the shower curtain bar,

the edge of the bathtub is bedecked with pink chemises and green silk nighties that have been washed out in the bathroom basin.

She'll know that clothes can be rinsed more thoroughly and more efficiently in that washing machine by a mechanical rinse than if they were put through countless numbers of old-fashioned hot and cold rinses and then doused in a final rinse as blue as the deep, dark sea.

She'll know that boiling is absolutely unnecessary unless there is a case of infectious disease in the household and in that event she probably will not be playing bridge anyhow.

She'll know that there are soap powders, soap-chips, soap flakes, soap beads and granules on the market that cleanse clothes without leaving her hands as rough as a nutmeg grater and red as flannel underwear. (Continued on page 48)



*Off in time to reach her bridge party by three, feeling and looking fresh after her Monday morning routine. She will return—possibly with the prize—in time to prepare a carefully planned, steaming hot dinner for her commuter husband*


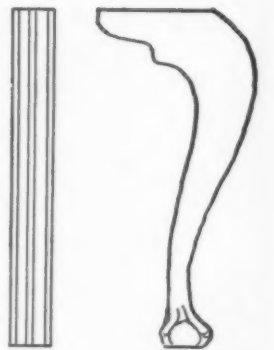
# A Course in Furniture

## I. The Furniture of Thomas Chippendale

Sketches by LURELLE GUILD

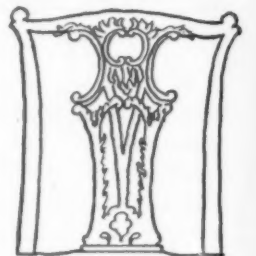

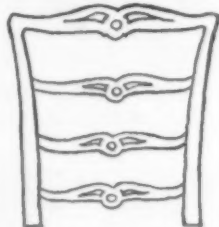



This is the first of a series of illustrated articles on the great furniture makers. Other outstanding furniture styles to be shown in this series are Sheraton, Hepplewhite, Duncan Phyfe, French Provincial, and Colonial. Chippendale furniture shows an intimate knowledge on the part of its maker of proportion and detail



Fretwork backs and rails, the ornamented cabriole leg, the ornate chair back, and claw and ball foot all show fine points of Chippendale's designs

Honduras mahogany, a novelty in the 18th century cabinet making, was so hard that it could be carved and incised almost like metal



Elaborate hardware became the vogue in this era of furniture making, and added much to the decorative effect of the dark furniture


Delicate brass finials showing urns, pagoda tops, pineapples, and vase shapes gave a finish of great elegance to secretaries and smaller pieces



This fine bureau shows many points which mark the master hand in its making



The making of rich and elaborate mirror frames was a characteristic of Chippendale's later work



This drop-leaf table, shows beautiful detail in its stretcher with flame finial




THE "great Thomas Chippendale," so called because there were two others of that name, was born near London in 1717, and died there in 1779. He was brought up by his father, for whom he was named, to follow the family trade of cabinet making. His first pieces were of oak and walnut in the style of Queen Anne, but as he grew older he popularized fine mahogany as a material for furniture making. He had a practical, working knowledge of veneering, inlaying, gilding, lacquering, turning, metal mounting, and many other processes necessary to his trade, but his preference was for carving as ornamentation, and, except for order work, his pieces were usually embellished with carving alone.

Mahogany furniture had been made in England since 1715, but the wood was not often used in cabinetwork until about 1745, when it found its highest expression in that medium at Chippendale's hands. His first chairs were of the bandy-legged Queen Anne type, with claw and ball feet, broad seats, and fiddle backs. As he developed his styles he elaborated the splats, enriched the carving with rococo work after the French manner, beautified the cabriole leg, and adopted the bow-shaped or curved top-rail.

CHIPPENDALE designed many examples in the rococo manner and, although they were always well executed, they became too elaborate and finally exceeded the limits of woodwork. During his best period when his workshop produced the beautiful ribbon-backed chairs, the use of mahogany was shown to its greatest advantage. Chinese designs swept the London world during Chippendale's middle years, due to the growth of England's trade with the Orient, and he evolved pagoda tops, latticework in the Chinese manner, fretwork carving, and many other elaborate details founded on this vogue for the Oriental. He also designed many pieces of furniture in the Gothic manner which was popular for a time in England, when it was afflicted with a "Gothic revival" about 1750, due largely to the influence of Sir Horace Walpole and his coterie at Strawberry Hill.

Chippendale's chairs were his best and most characteristic pieces. Their construction was flawless, balanced to sustain weight, with structural parts strongly made, and the designs showing great variety and charm. The best known of the different types of chair were: 1. the French types, 2. the ladder backs, 3. the Chinese fretwork, and 4. the ribbon-backs. Chippendale made no sideboards, these coming into favor with later designers. All Chippendale's construction was solid, strong, and honest, and his material the best obtainable. His style is heavier and more elaborate than his successors, but fully expresses the rich, ornate life of the period, and has great decorative value.

CHIPPENDALE was one of the rare instances of a designer and cabinetmaker becoming rich and famous—as well as, whispered his contemporaries, a little arrogant. His workshop in St. Martin's Lane was the meeting place for celebrities, and Dr. Johnson, David Garrick, John Wilkes, Horace Walpole, Sir Joshua Reynolds (who painted the only known portrait of Chippendale) as well as his noble patron, the Earl of Northumberland, were habitués of the place. His book, *The Gentleman and Cabinet-Maker's Director*, dedicated to the Earl of Northumberland, which was brought out in London in 1754, was a revelation to the public, and placed Chippendale at once at the pinnacle of his fame. His work has withstood the test of time more completely than any of his rivals or successors, as well as having the unusual distinction of having been appreciated in his lifetime and his name "is by general consent attached to the most splendid period of English furniture."



Among the modern reproductions of Chippendale furniture is a Gillingham settee. (Erskine-Danforth)



Above, a modern mirror with rather elaborate Chippendale ornamentation. (Charak Furniture)



A little sandwich table with claw and ball feet. (Erskine-Danforth)



A console reproduction of solid, sturdy construction simulating the original. (Erskine-Danforth)



Beautifully grained wood is displayed in this corner cupboard reproduction. (Erskine-Danforth)



A modern piece with the graceful curves of Chippendale. (Kittinger Co.)

The detailed carving adds charm to this chair. (Kittinger Company)



ALTHOUGH these garden gadgets are right up to date they are not untried. In the upper left-hand corner is a sprinkler nozzle. In actual use this would be connected by fifteen feet of hose to a similar nozzle which, in turn, would be connected with an end nozzle (lower left-hand corner) also fifteen feet away. Laid straight, these three nozzles will sprinkle thoroughly an area about fifty feet long by twenty feet wide. (Peter Henderson & Company). In the upper right-hand corner are shown shears which cut cleanly and tirelessly. (Stumpp & Walter Company). Beside these shears is a fertilizer attachment for a faucet. Attach the short length of hose to the faucet and attach your own hose to the top of the fertilizer cylinder (12" x 3"), then as you sprinkle your lawn a concentrated fertilizer is sprayed out of the nozzle. Beside this in the photograph is a pistol-grip hose nozzle for easy watering. Just below this are flower gathering scissors that

# GARDEN GADGETS OF 1931

by NORMAN TANNER

hold the flower after it is cut. In the lower right-hand corner is a garden marker with a magnifying glass set in the head to make labels easy to read. At the bottom right of the diagonal band are shown two wall nails that have a lead extension to bend around stems, trellises, etc. One is shown bent. Just above these are three labels of green celluloid. (Fertilizer, nozzle, scissors, marker, nails, labels from Max Schling Seedsmen, Inc.). Above the labels are two hose couplings (hardware stores have them) which can be clinched to hold hose having no couplings, and above these is an attachment to fasten on a faucet so that a hose coupling can be screwed on to it.






Figure five

Photographs by Van Anda

# A Look before Leaping

*How to make a model of your home*

by EDWARD M. ELLIS

**I**F YOU lack the architectural mind which permits one to see a finished house in a roll of blueprints, try making a model. It costs nothing and it is really lots of fun. All you need is some cardboard, scissors, glue, and paint. You will also need four elevations and the floor plans of the house you are going to build, or model, and these must be secured from an architect unless you feel qualified to make scale drawings of the four walls yourself. You will not need the detailed working drawings and the specifications. These two items must be left to the architect or builder. But from the

simple elevation drawings you can make a perfect model and can try out different porches, landscape effects, etc., until you decide on the exact house that suits your fancy and your pocketbook.

The "elevations" which you will need are those drawings which portray the upright sides of the exterior, each one having indicated on it the windows, doors, blinds, type of construction (such as clapboard, brick, and stucco), and everything that will be on the finished building.

For you who are reading elevations for the first time, there

are a few things that are puzzling. One is the "flatness" with which all elevations are drawn. If on the front elevation a porch is indicated you see only the width and height of it but not the depth. However, if you look at one of the end elevations you will note that the depth of the porch is shown there, as everything seen from that point of view is carefully drawn on that particular elevation. Also, all architectural blueprints have lettered on them the scale to which they are drawn. If you should see one sixteenth or one eighth scale, it means that for every foot of measurement the architect has used one sixteenth or one eighth of an inch to represent a foot. As an example, a house twenty feet deep would be drawn, if one eighth scale is used, two and one half inches or twenty eighths inches deep. If your plans should be one eighth scale and you desire to make the model one quarter inch to the foot, take the measurements from the blueprints and multiply by two.

As this is a good time for a suggestion, and one that is really very important, I should strongly advise that you consult a good architect about the design of your house. If this is impossible, talk over your house building problems with a reliable contractor. Either one will save you many heartaches and regrets.

The second thing to do is to gather the material necessary for the construction of the model. All you need is a couple of sheets of stiff, white cardboard, just thick enough to have a firmness and a body; some used razor blades of the type that have but one sharp edge (do not attempt using the kind with two edges, it is surprising what it can do to fingers); a ruler with a metal edge; a can of good glue (paste is useless for this purpose); a paper of common pins; a pencil; and a triangle.

Now, decide on the scale you are going to use. One quarter inch scale is an excellent one as it gives a greater freedom for detail than a smaller scale.

First of all, cut out a piece of cardboard large enough to include the whole lot reduced to quarter scale. One hundred feet will be twenty-five inches at quarter scale. Later we shall make a base for our model and this piece of cardboard will be used for the ground layout. In order to determine where the house should be placed on the lot, cut out pieces of wrapping paper to the correct size of the house, garage, garden, etc., and move them around until they suit your desires.

When the position of the house has been settled, draw, in pencil, the outlines of the foundation, that is, the outside dimensions of the first floor plan, on the spot you have selected. When this is done, put it aside so that it can be referred to but will not be in the way.

With the front elevation of the house before you, draw, on another piece of cardboard, the two horizontal and two vertical lines that form the outlines of this elevation. Then carefully pencil in the windows, porch, door, and the type of construction. If clapboards are used, rule lines across




Figure two

the house front, spacing the boards in the proper scale. Pencil in the other elevations on three other pieces of cardboard, indicating all the essential details as shown on the plan. (In Figure one, below, are shown four elevations properly placed in relation to the foundation plan.) Where a chimney or a porch is indicated, just leave the proper amount of space, as these are made separately and glued on. Refer occasionally to the ground drawing you made first, checking the size and the projections which may show.

Upon finishing the drawing of the four main walls it is then that the cutting begins. If you have an old glove from which you can snip a finger, do so, and slip it on the index finger of the working hand—the pressure used in cutting, while not great, is apt to make your finger tender unless protected. If possible, thumbtack your cardboard elevation drawings to a movable board so you can keep the cardboard steady and yet be able to move the board for cutting in different positions.

Using the metal-edged ruler and a razor blade, carefully cut out the windows, leaving the main crosspiece in, if you wish, if double-sashed windows are used; for casement windows, remove the entire panel. The best way to use a razor blade, with the ruler as a guide,

is first to cut about half way through the cardboard, and then cut again. This will give a clean-cut edge. You do not have to cut out the door, as the paneling or type may be indicated by drawing in the detail. If, however, you should like to be a trifle more realistic and show the depth the door sets back from the house front, cut out the door, redraw it on another piece of paper, leaving at least one quarter of an inch on the two sides and top of the door (for gluing) and cut around the one quarter inch line. Then glue to the inside of the elevation.

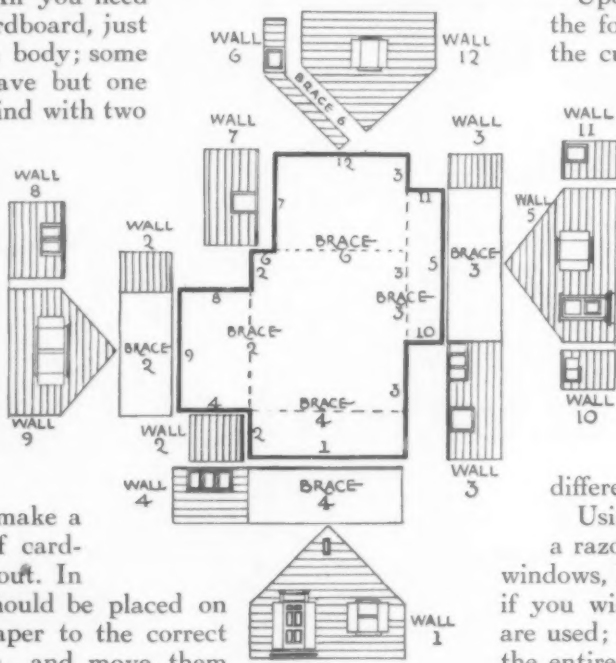


Figure one

The foregoing directions apply to the square-box type of house which has no gables. We shall now consider one which has wings and ells and we shall take as an example a house designed by Theodore Whitehead Davis for *THE AMERICAN HOME* which was published on page 565 of the March, 1930, issue. This house proved very popular with the readers of the magazine and was built according to the plans which were published. In making a model of this type of house it is advisable to follow a slightly different method so as to give the model proper stiffening.

Referring to Figure one on page 20, you will note that each wall is numbered to fit a corresponding space on the foundation plan. By merely placing these elevations on their lines, you will have the entire outer structure of the building. The blank elevations marked "Braces" in Figure one are the stiffening mentioned above and are to be used as inner braces for the model house. When making your model, draw each elevation on a separate piece of cardboard.

When all the elevations are cut out as described above,

place them face down on the board and bevel or miter each end. This is done so that when the walls are finally joined the corners of the building will fit snugly and will not show a seam or the edge of the cardboard.

Now do all the detail work on the elevations. One very important thing to bear in mind is that all the details must be finished before the house is assembled. The chimney is made separately, as well as anything else that projects beyond the main walls. If the walls are of clapboards or shingles and you wish more realism than just pencil indications, cut strips of a thin, stiff paper a trifle deeper than the boards or shingles would actually be in scale and, starting at the bottom of the elevation, glue each strip so it will overlap the lower one just a bit. Actual clapboards or shingles would be laid by a carpenter the same way. Pencil lines can be used to simulate the joints between shingles. For brick, score the surface with a blunt tool or use a pencil to indicate bricks of the proper size. If stucco, use a fairly heavy paint which will give a slightly rough appearance. Stone requires more artistic ability but can be closely simulated.

As we shall leave the roof until later, check all elevations, see that all detail is finished, and that you have every necessary piece. If you were doing the house shown in Figure one you would check each individual wall with the blueprints and foundation plan. The only missing detail will be the window frames and shutters, as these are left until the house has been painted.

In the case of Mr. Davis' house, take wall number one and glue it to wall number three. When you glue, apply some glue on the beveled edge of one elevation and place the beveled edge of another against it, so that the walls will be at right angles to each other. Press pins through the corner of (Continued on page 50)




Figure three

1. In the drawing on the opposite page four elevations are properly placed in relation to the foundation plan. Every wall and brace is numbered to fit a corresponding space indicated on the plan

2. The photograph at the top of the opposite page shows the first steps in assembling the structure. A few of the exterior walls have been glued together as described in the accompanying article and placed in their prescribed positions

3. You will note above that pins are of great assistance in holding parts in position. Triangular pieces of cardboard glued on the inside corners will hold the walls absolutely true, a most important thing in the construction of a model

4. After the windows are installed, the roof is constructed and the model is given a coat of paint. The shrubbery is made of dyed sponge and the tree trunks of small twigs with sponge for foliage




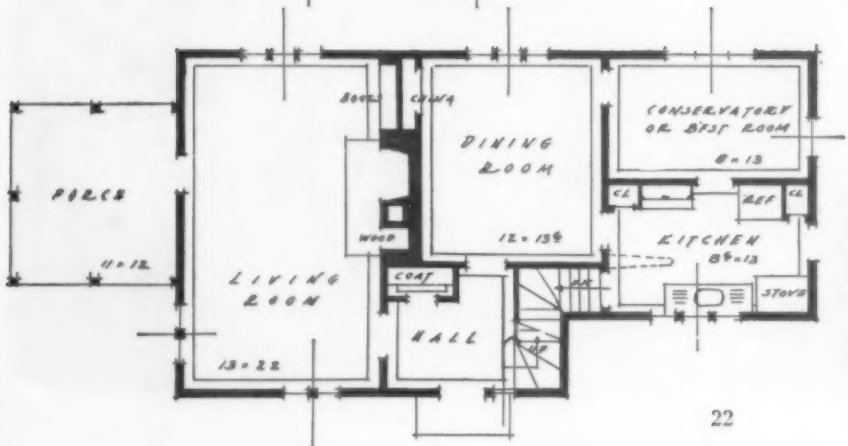
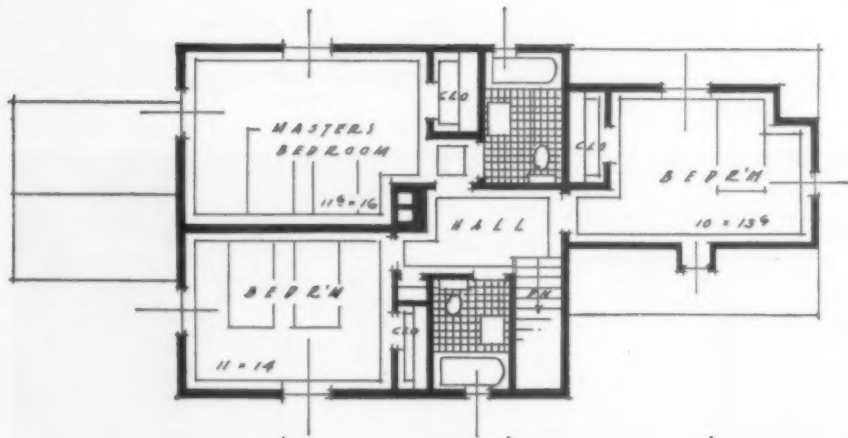
Figure four




# THE CHARM of a NORMANDY COTTAGE

by

THEODORE WHITEHEAD DAVIS



Something of the formal informality of a manoir in France, where one drives through the stabling to reach the front door, is suggested by this cottage. The materials are white-washed brick walls for the first floor, stucco and weathered half timbering for the second. Below is shown the fireplace side of the living room. The floor plans are quite as individual as the exterior and it will be noticed that a garage could be worked into the first floor or basement without serious difficulty. The cubical contents is estimated to be 18,834 cubic feet and, at a base price of 55 cents a cubic foot, the house would cost \$10,358.70



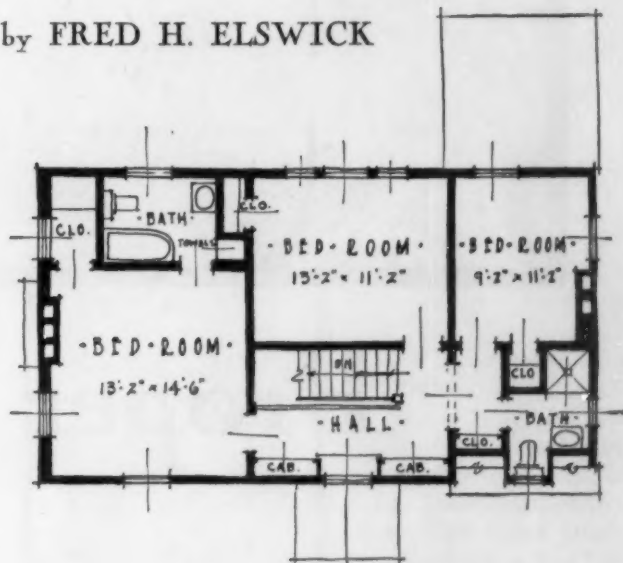
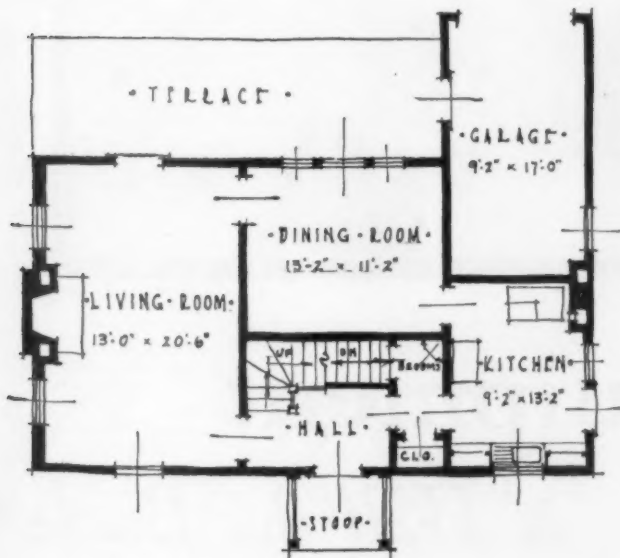




*Designed by an architect in Louisville, Kentucky, this house reflects in its general proportions and use of materials the less ornate architecture of the South. Mr. Elswick estimates the cubage at 23,000 cubic feet and says that it can be built, in his vicinity, of nationally advertised materials, for 42 cents a cubic foot. In the New York area, which we use as a basis, it would probably cost \$11,500. Painted brick is used on the living room end of the house. Matched boarding in a strip above the clapboards adds interest to the front elevation. Where building codes permit, a door from the garage could open directly into the kitchen*

## A MEMORY of the SOUTHERN COLONIES

by FRED H. ELSWICK





H. Victor Keppler

Proper Equipment  
*is Half the Battle*

THE clear sunlight of spring has by DOROTHY STACEY BROWN  
a discouraging way of showing up all the streaks and stains left behind by the past winter. Even the bride who moved into a spotless new home the preceding June is likely to be shocked on some bright April morning by formerly unnoticed spots on carpets, accumulations of dust in hard-to-reach corners and scratches on hardwood floors. Restoring a whole house to shining specklessness is a rather overwhelming prospect at first consideration, but the housewife need not be discouraged if she plans her work intelligently and takes advantage of the up-to-date labor savers offered to simplify the eternal war on dust and dirt.

As she goes through her rooms considering the work to be done the housewife will notice many things which must be stored away during the warm weather; these should be seen to before the actual cleaning is begun. There are the precious woolen blankets to be washed with care in a suds of warm water and mild soap; swish them up and down in the water, squeeze the suds gently through the fabric, but do not rub or twist it. If necessary, use more than one soap bath. Then rinse thoroughly in clear, warm water and hang the blankets in the air to drip with one half of the weight on either side of the line so that they will keep their shape.

Furs should be well brushed, and hung in the sun and wind for at least a day before being put away. Heavy woolen garments should be brushed and any spots removed with a good cleaner, then they should be hung outside for a day. The problem is simplified by a cedar-lined closet where all these things may be stored and remain airtight, or you may buy a cedar wardrobe or chest of drawers, made in various sizes and costing from about \$50.00 up. If you have a quantity of valuable garments which would run into a heavy cold storage bill it may be worth your while to buy one of the new clothes vaults, costing \$110.00, which safely protect against moths and theft. Clothing that is free from moth eggs and larvae when placed in a cedar closet is in little danger, but if you have doubts, or the closet is not perfectly airtight, it is well to add a good moth destroyer. It is also possible to keep furs and woolens safe by placing them in a strong cardboard box with a good moth destroyer and sealing all the openings with strips of gummed paper. Or there are now on the market large bags chemically treated that are mothproof and can be hung up in an ordinary closet. These can be purchased at any hardware or drug store.

THE bride need not fear for the beautiful things of her trousseau if she safeguards them with the new moth destroyer which was discovered by the Department of Agriculture during the campaign against the peach borer and which later proved equally effective against the moth. This is a chemical compound in the form of crystals which throws out an odorless, heavier-than-air gas. The container is hung in the top of the closet or placed in the top of the chest and the descending gas assures perfect safety for six months at a cost of \$1.00. There are also several efficient anti-moth

*This galaxy of bristling spears and efficient ammunition is the equipment of the Household Army, which, in every home in the land, is preparing to attack the forces of General Grime. Look at the variety of weapons, beginning at the upper left of the picture and working down: Here, in descending sequence, is a bannister brush, an oiled mop, a window squeegee, a floor brush, a mattress brush, a wall brush, and an electric floor waxer and polisher. Next a sturdy vacuum cleaner, and, in the center, a terraced pail with a parking place for the soap. In front is a housemaid's tray with dusters and polishers in close formation, and to the upper right more shock troops of brushes of various sorts as well as a squeeze-easy mop, and a carpet sweeper. At the lower right is a handy nail box with assorted contents. (All from Lewis & Conger)*

sprays which keep the larvae away from any garment treated with them.

When these details are out of the way the housewife should decide whether she has any heavy curtains, draperies, or thick rugs which would be better replaced by lighter ones for summer. These may need to be sent to the cleaner and when they return any which contain wool should be treated with an anti-moth spray before being put away.

THESE preliminary engagements clear the house for action and the real business of cleaning may begin. It is most economical of labor to begin at the top of the house and work down, so the bedrooms are usually the first to receive attention. First the mattresses must be well brushed, and vacuum cleaned if you have the proper attachment. There is a special mattress brush with medium stiff, rather short bristles, costing seventy-five cents, which simplifies the operation. The mattresses should then be moved out of reach of dust and, if possible, laid out in the sun until it is time to replace them. Rugs should be given a thorough vacuum cleaning, rolled up, and moved out of the room. Any minor stains on them which need attention may usually be removed by applying a heavy soapsuds and wiping immediately with a cloth wrung out of clear warm water. Pictures should be taken down, dusted, and put aside. Then take the long-handled wall brush of lamb's wool or fibre, an indispensable tool to be found in many types priced from about \$1.25 up, and remove the dust from the ceilings, walls, the tops of doors and windows, and the electric fixtures, working from the top down. Next, with an absorbent dust cloth, go carefully over woodwork and furniture, and use a long brush to reach the springs and frame of the bed. Dust on the floor may then be swept up; use a long-handled dustpan to collect the debris and be sure that it is designed to hold the dust instead of immediately spilling it out again. A chemically treated dry mop should be used to pick up any specks which may have escaped.

THIS is the best time to take the floor polisher and apply a surface which will last for months and need very little attention. There is a good hand polishing outfit which costs \$3.19, but one of the electric machines which costs about \$39.50 is likely to give better results with infinitely less expenditure of energy.

It has been proved by experiment that a surprising amount of labor and energy is saved by continuing each cleaning process through all the rooms on one floor until it is complete, instead of doing one room at a time. One's muscles move more quickly and easily as they catch the swing of a set of motions continued for some time and the minutes saved by avoiding many changes of tools are well worth considering.

The modern bathroom is ordinarily such a spotless place that it is unlikely to need any particular attention except the laundering of the window curtains at housecleaning time. It has been said that many bathrooms could be cleaned without injury by simply turning the hose on them, but most of us still prefer the less strenuous method of wet mop and bucket. By all means have a mop that wrings itself without the need of wetting the hands—a good one costs \$1.00—and a pail divided into two compartments, one for soapy and one for clean water costing \$7.00. The only other equipment needed is a cleaning cloth of heavy knitted crash and a can of cleaning powder, an impregnated metal polish cloth, and a long-handled toilet brush.

When the upstairs rooms are (Continued on page 54)

# House your Car

by HENRY HUMPHREY

THE title of this article may be read as an admonition or as a question. Taken either way, it represents an interest in what is one of the most important investments a man makes. If your car be not well housed the answer to "How's your car?" cannot be cheerfully given.

As an admonition, "House your car" is generally heeded. We hear of people in the South who leave their cars standing outside all day and night to save storage fees, but they are exceptions. Depreciation on an automobile is by no means rapid, but nothing will hasten it like exposing the car to the elements. Since most automotive power plants are of first quality, people buy cars very often for their looks. There is little turn-in value in a car that has lost its sheen.

It has been said by an authority on real estate that the purchase of a home is very often dependent on the purchase of an automobile. The car owner who lives in the city finds his pleasure in his motor car is restricted because of expensive garage fees and the difficulty of getting out to the open roads where motoring is a delight. Certainly it is true that a house in the suburbs implies the possession of a motor car. There the automobile is not a luxury; it is a necessity. To explore the beauties of the countryside, to visit one's friends, to get to the train, or to take the children to school one must have the convenient and quick means of transportation afforded by a motor car. Public garages, wherever they be, are expensive. It is a good investment as well as a great convenience to build one's own.

GARAGES may be divided into three general types, and there are almost as many ways of treating each one of these types as there are houses to build them with. First there is the attached garage, by which is meant one that is either attached to, or incorporated in, the house. Then there is the semi-attached garage, which is connected with the house by a covered walk, porch, or arbor, and thirdly there is the detached garage.

The attached garage may be a wing or ell of the house. The garage entrance may be on the same level as the house entrance or above or below it. The walls of the wing may be parallel to the walls of the house, in which case the wing serves a useful architectural purpose in softening the lines of the house and tying it to the ground, or the wing may be at right angles to the house. At the same time an "attached" garage may mean one which is actually incorporated in the house proper, in which case it may be situated in any part of the floor plan, even, as in the case of a doctor's house in California, in the attic. The doctor constructed a ramp leading up to the attic and housed his car there so that in the dead of night he could roll it down the ramp and get away without waking his family.

The semi-attached garage may likewise be planned in a number of ways. It is, of course, an architectural feature, but it is often the basis of the landscape plan, too. Between the semi-attached garage and the house may be an open porch or arbor which will lie in the main axis or a subsidiary axis of the planting plan. Or there may be an enclosed yard between the garage and the house which will be used as a children's play yard or a service yard in which deliveries may be made or clothes dried. Sometimes this area is enclosed with a little picket fence and flowers or vegetables planted there. Where the house is on a steep rise in the ground the garage may be placed below it, on the street level, and connected by a covered stairway as a protection.

*Man has no more hard working or serviceable friend than his automobile. Therefore, the least he can do is to see that his car gets proper care and protection from the elements. On the following four pages are suggestions for one- and two-car garages suitable for varied tastes and pocketbooks.*

The detached garage is, or should be, a landscape as well as an architectural feature. It must be carefully placed in relation to the landscape plan and it should be tied into this plan with foundation planting, trees, etc., just as the house is. It is, in fact, a subsidiary house and it should be as carefully designed and as thoughtfully situated as the house itself.

The advantages of the attached garage are these:


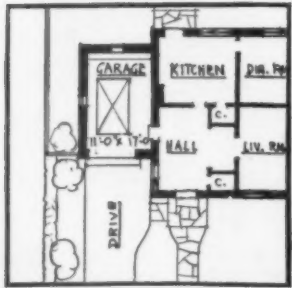
It may help the architecture of the house. Particularly is this true when it is used as a subordinate wing. It may save driveway space. On a small or narrow lot this is very important. If the house is put on the front of the lot and a detached garage put at the rear some valuable lawn or garden space will have to be sacrificed to a garage and a driveway. An attached garage is good for a sloping lot where the garage can be put in the basement. Where the garage can be put on the first floor right next to the entrance hall perhaps the ultimate in convenience is reached. The light switch can be put in the hall and one can step directly into a lighted, heated garage from one's front hall.

The advantages of heating, lighting, and plumbing are usually found in attached garages to a greater extent than in the other types. It is easy to run the heating lines from the house boiler into the garage.


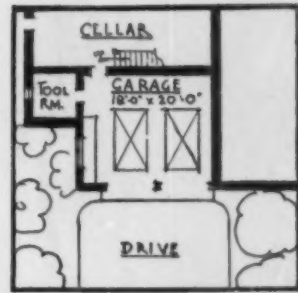
At the same time the interior walls in attached garages are usually finished which is not always true in the other types. Thus heat loss is lessened.

The plumbing in an attached garage may consist of a lavatory (with hot water from the house boiler), or a lavatory and toilet. This secondary bathroom is particularly advantageous in the house where there are children.

It may be that the attached garage will be a cheaper investment than one of the other types. This depends on how carefully the other types might be finished and equipped. Certainly walls which are part of the house walls are less expensive than those which are built separate from the house, but the heating, lighting, and plumbing in an attached garage may be (Continued on page 46)



An attached garage which cleverly repeats the design and the materials of the house

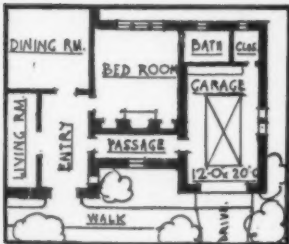


A sloping lot makes quite possible the placing of an extra room over the attached garage

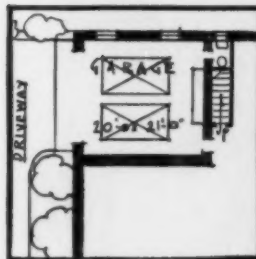
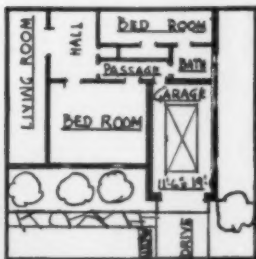
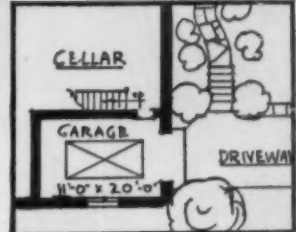
In the article on the facing page the subject of garages is fully discussed. On this and the following four pages are shown an architect's suggestions for one-car and two-car garages, attached, and semi-attached, and detached. As the latter are usually merely modifications of the house itself, only two of this type are shown. We believe any prospective home builder or owner will get some valuable suggestions from these practical designs, so ably drawn by Frank A. Wallis



A guest or servant's room in the garage wing of a Spanish house




Always take full advantage of a hillside lot in placing the garage



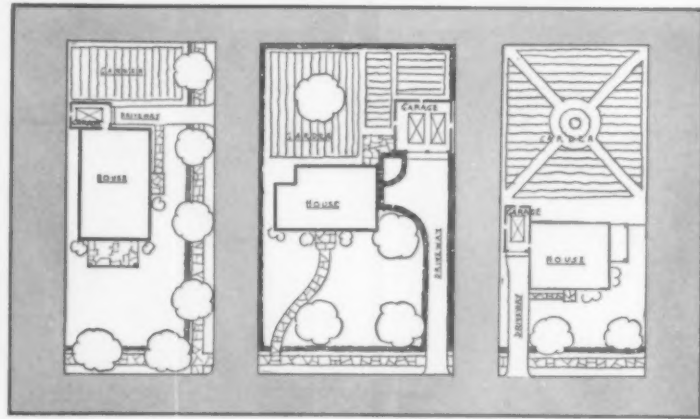
At left is a suggestion for a garage attached to an English cottage, both decorative and efficient



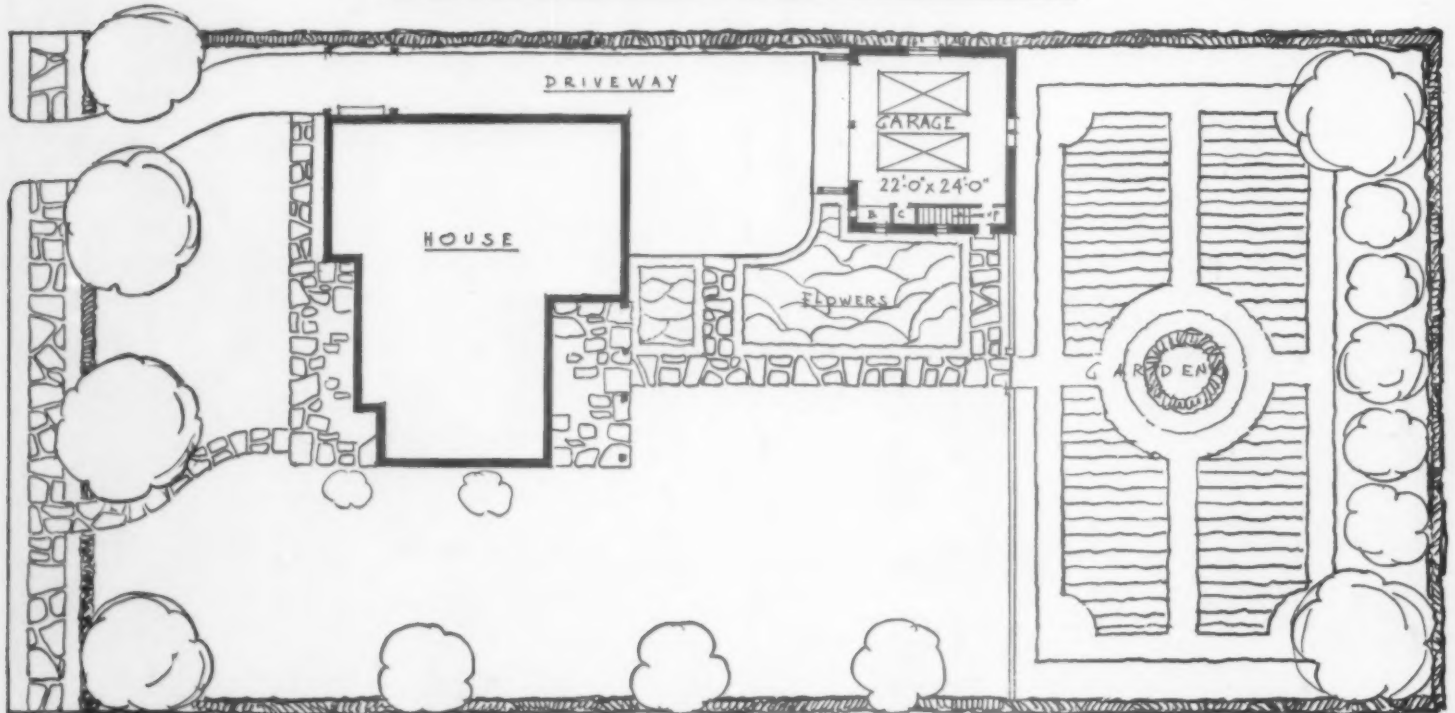
In the design at right the large garage doors are skillfully subordinated by an overhanging bay

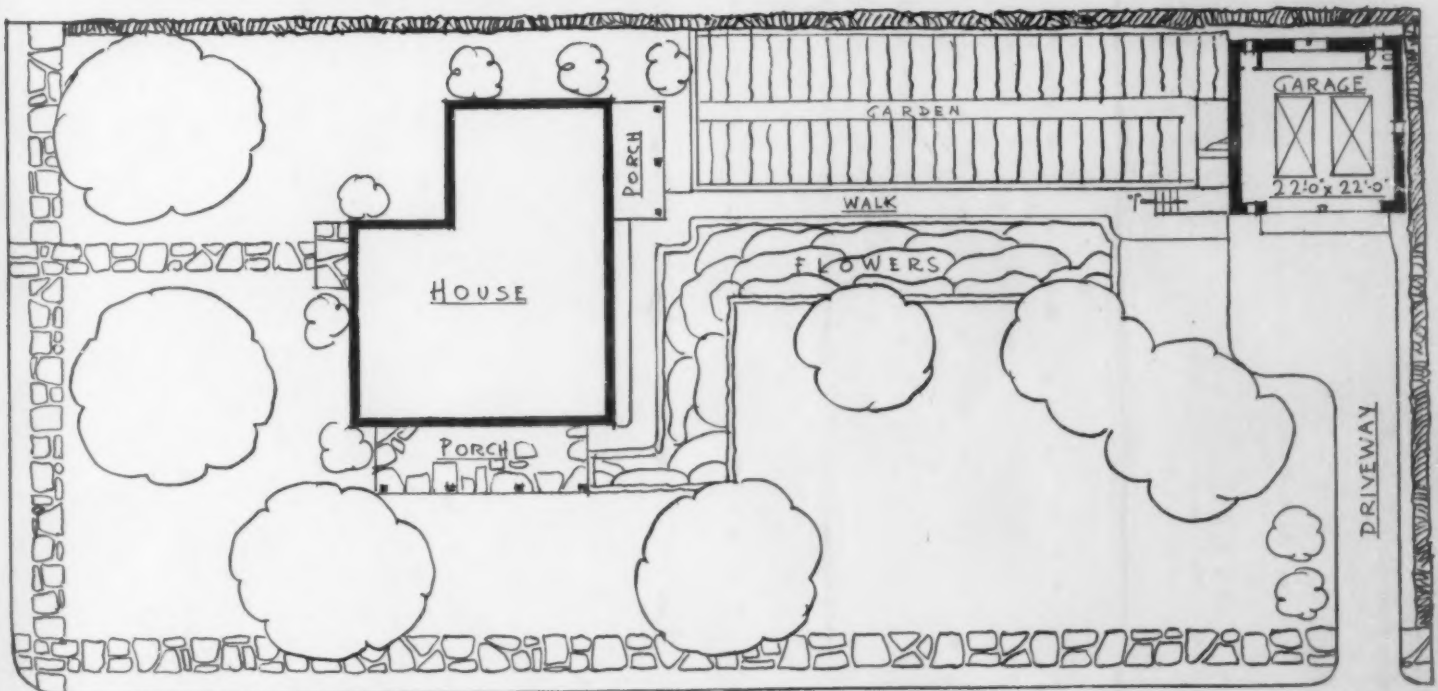



On this and the facing page are shown two designs of attached garages. The plot plans for both garages are shown at the bottom of the two pages. In the middle of this page are shown three typical garage layouts. At the left is an attached garage for a house on a corner lot, with a short driveway. In the middle is a semi-attached garage connected to the house by a covered terrace. At the right is an attached garage showing how the rear section of the lot may be fully utilized with this type of garage



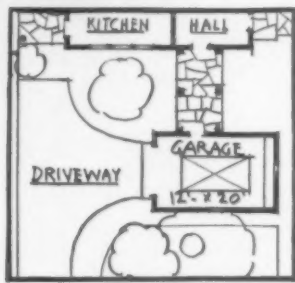
In the middle of the opposite page are shown a few of the many ways in which doors may be fitted to your garage. Doors that swing or fold in have an advantage over those which must be pushed out, since snowdrifts impede the latter. Overhead doors, easily operated, are proving very popular. In the two garages shown on this and the facing page, rooms have been put over the garages. These may be used as week-end lodges until the house is built, then they may be used for servants' or guests' quarters




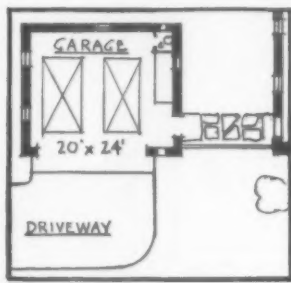




An arcade in Colonial style covers the walk to the garage



Picket fences can be used to tie the house and garage together

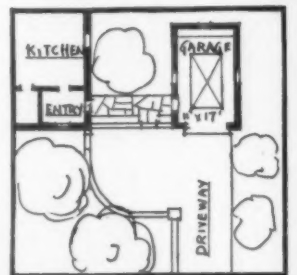


Below is an interesting Spanish design of good proportions




A covered walk is a welcome feature on wintry or stormy days

The French design below leaves a yard between house and garage



Two-car garages well planned are scarcely larger than for one-car





# ETCHINGS ARE NOT EXPENSIVE



"A Quiet Evening" by K. Vernon (Courtesy of Harlow, McDonald & Co.)

## BEAUTY in Black and White

by GWENDOLINE KEENE

IT IS almost unnecessary nowadays to point out the aptness with which etchings fit into modern decoration. They seem made just on purpose to be hung in our present-day small rooms. They are meant to be studied at close view, and are made in such infinite variety that not only living rooms but sleeping rooms and dining rooms welcome them. Their austerity and clean-cut air appeal especially to men and the universality of their attraction makes them unusually suitable for gifts. Mounted on a wide mat—drawing paper is ideal—and framed in the simplest of frames—perhaps a narrow ten-cent one lacquered black or some strong color—a good etching adds a finishing touch to a room. It should be mounted by pasting lightly on the



"His Puppyship" by Meta Pluckebaum (Courtesy of Robertson-Deschamps Co.)

two upper corners. Or, if you like a studio touch, the frame is omitted and the picture merely placed, as in the art galleries, behind a piece of bevel-edged glass fastened to the wall by little gadgets like those used to secure frameless mirrors. Such a treatment is specially convenient if you want to change your pictures from time to time, to vary the subject.

The acquiring of etchings or their reproductions is only half the fun. The real thrill is becoming acquainted with modern etchings as a whole. This is by no means as difficult as it sounds. The great modern revival in etching and its sister-art, engraving, started at the same time as France's great art renaissance in the middle of the last century. Given its present-day impetus by Whistler, in the last quarter of that century, it continued, interrupted only by the war, until to-day all the world of art is on the crest of its wave. So it is that in all the large cities, and even in many of the smaller ones, all the art galleries and many bookstores carry a large stock of etchings always on hand and hold special exhibitions of special collections. Museums, too, carry large numbers, which the curators are glad to show, and books and periodicals on the subject are numerous and interestingly written.

THE reason why etchings are so comparatively inexpensive—their being perhaps the only field where the best is available for so little—is because so many impressions can be taken from a single plate. During its making an etching is immersed in acid which etches, or eats away, the plate, and that explains its name. The plate, usually of copper, is covered with a protective waxy ground and on this the picture is scratched with a needle. Then the plate is placed in the acid bath, which etches, or "bites," it where the needle has scratched away the ground. It is taken out, inked, rubbed comparatively clean, and the etching is made by placing a piece of paper on the plate



"The Age of Innocence" by Marguerite Kirmse (Courtesy of Harlow, McDonald & Co.)



"Evening Flight" by F. S. Farley (Courtesy of Purnell Art Co.)



"Mixed Bathing" by Eileen Soper (Courtesy Harlow, McDonald & Co.)

and running them both through a roller press. The process is simple in its essentials, but the opportunities for perfecting the work in every stage are innumerable. If the artist wants certain lines to be "bitten" deeper than others, he fills up the latter with a "stopping out" varnish and puts the plate back in the acid for the unstopped lines to be "re-bitten." Or he may find a whole portion of the plate not to his liking, in which case he pounds and scrapes that part clean and starts all over again. In the printing, too, a master hand is essential. A perfectly clean-wiped plate would result in an impression as clear-cut as a visiting card; a soft ink-film is used almost always in, for instance, the sky or a great expanse of water. The very decision of how much pressure to apply when passing the plate and paper through the press may make a difference, and so it is that almost every impression of a plate may differ in value from every other. After some one hundred impressions, or even fewer, are made, the artist usually destroys the plate, not so much for the sake of making each impression more rare and therefore more valuable, but because the plate wears down and gives a less fine impression.

**D**RY-POINT is not, strictly speaking, a branch of etching, because no acid is used in its making. It employs an etching needle, however, and is so allied to etching that it is almost considered in the same category. Correctly it is an engraving, because, as in an engraving, the tool scratches directly on the plate. In a dry-point the needle throws up a tiny scraping, or "burr," and this gives a soft, velvety effect, but it wears down quickly and makes the life of the dry-point plate even shorter than the etching's. Other forms of graphic art which are having a revival nowadays are aquatints, mezzotints, stippling, line-engravings, lithographs, and wood-cuts, many of which may be and often are done in color. All of them are popular, especially wood-cuts, but none are as popular as etchings.

Among American etchers alive to-day Frank Benson pictures wild ducks and very little else, but, as ducks, his etchings are probably the best of their kind in the world. Others familiar to the art world include Louis Rosenberg, Childe Hassam, Edward Hopper, Marguerite Kirmse, Levon West, Arthur Heintzelman, Carton Moorepark, Alfred Hutty, Martin Lewis, Roy Partridge, Carl Rungius, John Taylor Arms, Ernest Roth, George Wales, Roland Clark, Frederick T. Weber, Samuel Chamberlain, D. Shaw MacLaughlan, and "Pop" Hart.

Along with the revival of etching and engraving has come the publication of really fine reproductions of (Continued on page 54)



Richard Averill Smith

Oscar Vatet, architect

*The situation of this charming little house, which started life as a carriage barn, endows it with a natural rock garden through which stepping stone paths have been built*

# A LITTLE HOUSE

*at the end of the lane*

by MARJORIE LAWRENCE

THERE is always a fascination about a small white cottage which is reached by the devious windings of a narrow country lane—and the home of Reginald A. Ward, at Pleasantville, New York, is no exception. It might be more exact to say that the Ward cottage is an outstanding example of the charm dispensed by a small house in an especially fortunate setting.

The wooded lane on which it stands branches off abruptly from an excellent cement road which leads directly to the station and the heart of the town. Yet the little house seems miles removed from any faint atmosphere of suburbanism.

It turns a well-built shoulder to the lane while its fresh, smiling face confronts the natural rock garden in which it is ensconced. Stepping stone paths have been built through the rockery, and perennial flower beds and shade trees make the front lawn a delightful spot on a summer day. The grounds, on the side which runs along the lane, are enclosed by a hedge, backed by a stone fence and a retaining wall, while a quaint white picket gate opens onto the flagged path which approaches the front door.

It is hard to believe that this charming cottage began life as a carriage barn. The architect, Mr. Oscar Vatet, has

made few changes in the actual construction of the exterior, with the exception of adding the small entrance porch with its sloping roof.

The enormous living room is on the right as one enters. It was created quite simply, by removing old partitions and running up girders which are hung by rods passing through the second floor partitions and connecting them with the roof. A small cellar, housing an oil burner, has been excavated beneath a portion of the ground floor. The remainder of the rooms have air space under them.

The living room also acts as the hall since the stairway to the second floor is built against its west wall. The velvet-

finish plaster walls are of a neutral tone and the woodwork is tinted a warm ivory, with the sole exception of the fireplace wall. This end of the room is vertically sheathed in panels of five-ply wood in a dark, natural tone. The fireplace itself is adapted from one in the Paul Revere house and is built of clinker brick. On either side are "blind" doors, with hand-forged hardware, painted black.

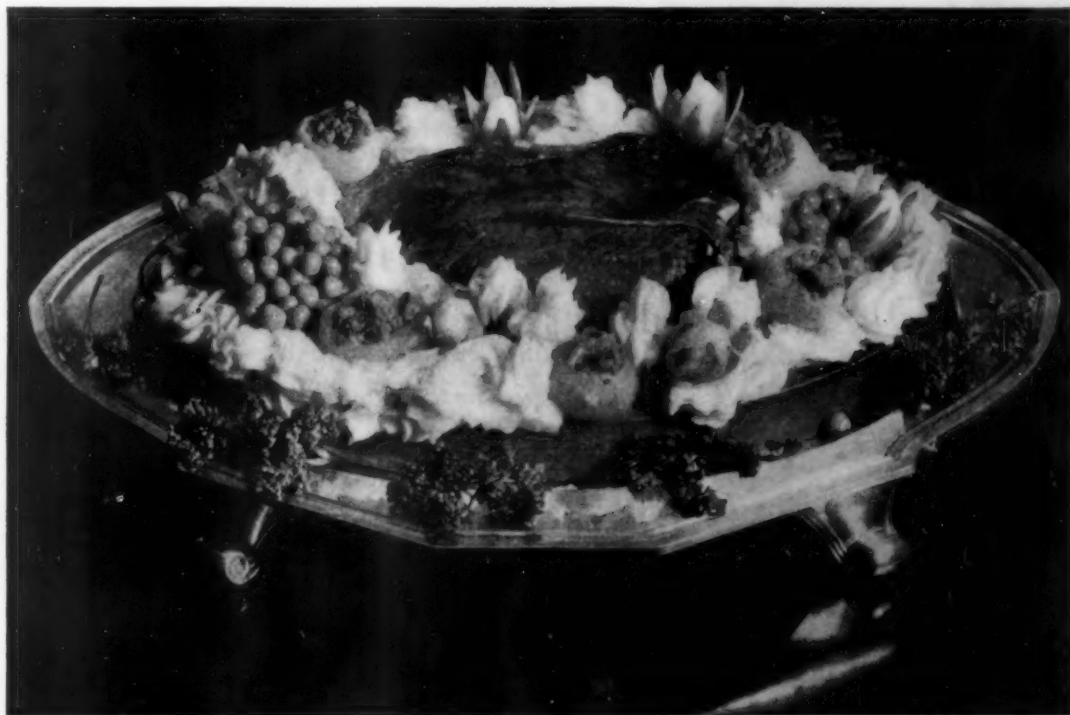
The ceiling beams, proportioned with care, are unequal in size. Lighting brackets of zinc with scalloped edges have been used. These, together with the iron crane and other old hearth implements, bring to the room a flavor of antiquity which is accentuated by the discrimination shown in the selection and grouping of the furniture.

Owing to its size, the living room might easily have become inhospitable in feeling, but this tendency has been overcome by the skillful grouping of the furniture and by the deft use of color. The pleasant irregularity of the bookcase arrangement, along the south wall, (Continued on page 70)



*Discrimination in the grouping and selection of its furnishings has made this room delightfully livable. The fireplace is adapted from the Paul Revere house. The plastered walls are neutral in tone and the woodwork is tinted ivory. At one end of the room is the stairway to the second floor*





Dana B. Merrill

# Wisdom in the Market Basket

*Choosing meat wisely and well*

by RACHEL DUNAWAY COX

**I**N MASTERING the fine art of housekeeping nothing presents more seemingly insurmountable difficulties to the novice than marketing intelligently for meat. Most of us come to it with only the faintest notion of what is good and what is poor in quality. Our ideas about prices are vaguer still, and in the first stages of the housekeeping venture we probably bought loin steaks and chops over and over again and, on big occasions, rib roasts without knowing that in selecting these familiar cuts we were getting the most expensive things in the market.

Buying meat correctly is a vastly more complicated matter than getting chops three days a week and steak the other

four. It means knowing what cuts are available, in the first place. Chops and steaks are a mere beginning. It involves finding out which pieces come cut across the grain and which with the grain; it includes knowing the various meats—beef, lamb, veal, and pork—when we see them, and making a pretty safe guess as to whether any particular piece we see will be tough or tender. The marketer must know what she can serve safely at a company dinner when wrestling with a tough piece would mean not only an unsuccessful dinner, but untold embarrassment for the proud young cook. And, more vital to the family budget, she must know about the cheaper cuts which can be made nutritious and palatable and attractive, and in what guise each of these inexpensive cuts appears to best advantage.

In identifying meat, color is our best guide. Beef is bright, almost cherry-red; the bones in tender pieces are pinkish and porous rather than flinty white, and, if the cut is good, it will be marbled with fat. By marbling is meant the streaking of the lean meat with fat; this is a fairly reliable sign that the meat will be tender and of good flavor. Pork is light pink, the lean meat fine grained and firm and the fat white, untinged with pink, and much softer than the fat of beef or lamb. Brittle bones with a large marrow cavity are characteristic of pork. Mutton is a dark, brick red, and lamb is light pink, darkening with the increasing age of the animal. Lamb cuts will be noticeably smaller than those of mutton and the texture of the lean will be finer. Pinkish, porous bones and hard, flaky-white fat distinguish both

lamb and mutton. Veal is very pale pink and of a fine, velvety texture, with lines of connective tissue running through it.

Well-preserved meat smells fresh and is free from the unpleasant, though not absolutely spoiled odor that puzzles so many inexperienced cooks. Pronounced odors indicate poor refrigeration and sound the danger signal. Resilience to the touch is another indicator of good meat. The degree of firmness varies with the kind of meat, pork and veal being normally less firm than beef and mutton, but with marketing experience we can learn what we have a right to expect. The eye can be trained to tell which meat is be-draggled and likely to be flavorless and dry because of long exposure, and it is well to learn to use eyes rather than fingers.

Just what each day's meat purchase shall be has probably been decided long before the crucial moment for selection comes, for every efficient kitchen has its week's menus tacked up in a convenient place, ready for daily consultation. These menus, of course, should be elastic enough to take advantage of "Specials" offered by the butcher. It is when menus are made out that the question: "What shall I buy?" is asked and answered. How it is answered will depend primarily upon how much money there is in the budget and, second, on who is to gather around the family board. No matter how limited may be the sum allowed for meat, most

of us like to spread hospitality with a generous hand, preferring to use a meat substitute at another meal rather than stint on company days.

If the company be masculine, with a high and hearty appetite, nothing could be more appropriate than a life-sized steak, chosen from the loin. The loin is that part of the beef that lies in the hind quarter just under the backbone, and the thing that makes loin steaks worth the high price asked for them is their fine flavor as well as their unsurpassed tenderness. It is from this section that our familiar sirloin or pinbone, porterhouse, T-bone, and delmonico steaks come. One to one and a half inches is the usual thickness for these cuts, though some hostesses like the magnificence of two-inch cuts.

When ladies come to luncheon or dinner, lamb or veal chops or cutlets form an ideal *pièce de résistance*. Lamb chops cut from the loin are the choicest of that variety. The infinitesimal circle of meat that each chop offers is almost always of fine quality and tender. But for ordinary (Continued on page 64)

#### AT THE BUTCHER'S

*Fresh beef should be bright red*

*Fresh pork should be light pink*

*Fresh mutton should be dark red*

*Fresh lamb should be light pink*

*Fresh veal should be pale pink*

*A variety of chops, left to right: French chop, veal chop, rib lamb chop, loin lamb chop, and pork chop in the foreground. On the preceding page is an attractively garnished planked steak*



# Perennials to plant NOW

*Start your garden early*

by ROMAINE B. WARE

IT SEEMS, no matter how much we are urged to plant in the fall, the great wave of garden enthusiasm is present only in the spring. Gardeners that lose most of their ardor when warm weather multiplies their difficulties prove hard to enthuse in the fall, but by spring they are once again overflowing with the planting spirit. The deluge of seed catalogues, with their alluring temptations, instills within all of us the desire to plant.

And perennials with their relative permanency find the greatest favor. Yet he who plants perennials, thinking he is doing the job once and for all time, is due for a rude awakening. There are very few perennial plants but must be divided and reset every few years.

Though there are perfectly valid reasons why fall planting is desirable, yet just now we are much more interested in the things that may be planted at this time. Not everything may be planted now, but a surprisingly large proportion of the more important ones are available.

IF WE are to make the best use of perennials we should study the more important ways that they may be employed, and make a review of the varieties. Present-day gardening uses them in borders of various widths and usually places these borders around the outer edges of the lawn area. They may be used also along driveways or as a division between properties. The poorest place is around the foundation of a house, because there moisture is usually limited and upon the sunny sides additional heat is reflected by the walls. Neither perennials nor any other flowers should be planted in small beds cut out of the lawn or circular beds in the center of the yard. In width, borders should be three to ten feet wide as narrow spaces will not accommodate good grouping of varieties.

Borders that are viewed from one side only should have the taller kinds at the rear, those of medium height in the middle, and dwarf kinds for edging. This is not a hard and fast rule but is best followed in a general way. Where borders are viewed from both sides, plant the tallest kinds in the center. In borders five feet or more wide, several plants of a kind are desirable for masses of color. (Continued on page 80)

*Lilies are the really aristocratic flowers of the border and fortunately all the worthwhile kinds may be safely planted in spring. Plant several bulbs in a group. *Lilium speciosum**





*A feeling of greater age is given to this one-year-old garden through the thatched roof to the garden house and the irregularity in planting the Box edgings*

## *A one year old* **FLOWER GARDEN**

*An actual plan and actual results shown together from which you may easily pick out parts that might fit your needs*


**I**T WAS only one year old when the photographs were made; one year from the planting of the perennials and the Boxwood. The site was older and framed around with Locusts and Cherry trees that had the growth of many years and which helped greatly in giving a frame to the picture, something that any flower garden really needs. The spot selected for this flower garden was an old house foundation which thus surrounds the sunken garden, and determined its outline. The wall itself was brought into play as an effective part of the garden with Ivy and other vines planted about it. A semblance of age was brought in by avoiding too regular planting of the Box used as edging.

It will often happen that the most pleasing results can be had by accepting the conditions as they are, as was done in

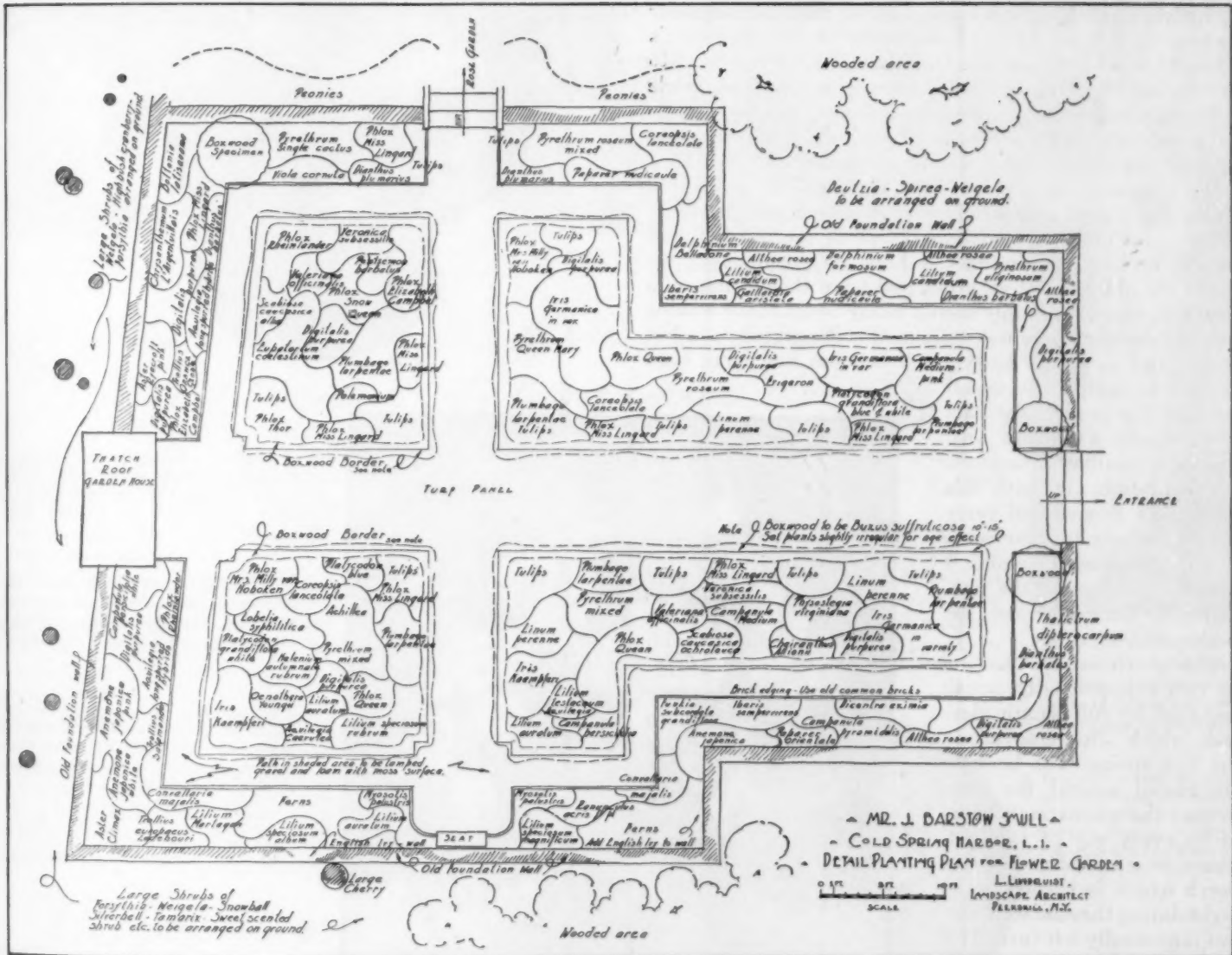
this case, rather than by making an entire reconstruction without intimate tie-up. The herbaceous material was set in according to the plan on the opposite page. It is quite practical for anyone to take a piece of this plan, as may suit conditions, and translate it bodily into a new environment; but it should be remembered that the background of trees (enriched by the planting of flowering shrubs in the foreground) is an effective part of the garden picture as a whole. Although perhaps not usually thought of as part of a flower garden, the frame or background is important. And then, too, there is the adequate preparation of the soil before planting so that the plants may feed and grow. This garden was designed by L. Lundquist, landscape architect, for Mr. J. Barstow Smull.



We look across the flower garden and up into the Roses. The change of levels brought about by using the sunken excavation area of the old house adds an element of interest and a semblance of distance in this charming garden



The detailed planting plan below was used in making the accompanying garden pictures. There surely is enough suggestion here to fit almost any personal problem—individual borders, or edgings, or beds, as the case may be. The quantities to be used can be roughly measured on the basis of allowing from one to two square feet for an individual plant





Photographs by Costain

# PRIMROSES for the Sunporch

by KATHARINE B. STORM

JUDGING by what I read generally in current magazine articles, most writers seem to feel that the amateur gardener is a poor creature, deserving of few of nature's gifts and those the most unattractive. If I were obliged to keep within the confines of a list recently given in an article on house plants I should either immediately put my nose to the grindstone and work until I was out of the amateur class, or else give up house plants altogether!

My greatest surprise was that the Primula was listed among the plants which only a professional with a greenhouse might undertake with any hope of success. I myself am the rankest of amateurs. I have no greenhouse. My plants are obliged to live, grow, and have their being on a sunporch where the family spends many hours of the waking day. My benches were not designed for the greenhouse, but started out in life as lowly wash benches and have been painted to match the wood-work of the porch. My flats were made at home and painted to match the benches. On this porch and with this equipment I raise and carry over from year to year some of the loveliest Primulas I have ever seen; and the photographs herewith are the evidence.

The porch is enclosed on its two exposed sides, south and east, by full length glass sash which are removed in the late spring. The benches are placed against the glass so that the plants may benefit by every ray of sunlight. There is a radiator on the porch which is turned on at night during the cold weather, but is generally left turned off during the day if the sun is shining. A sunporch cannot, of course, be kept at a perfectly even temperature as a greenhouse can; (Continued on page 72)



*As winter flowering plants for the sunporch some of the florist's Primulas are easily adaptable, and those shown above were grown there from seed*

*The Top Primrose (Primula obconica), illustrated above, really is one of the most adaptable plants and fits into a very wide range of conditions*

*The old-time Chinese Primrose, shown at the left, with its soft hairy leaves and a color range from crimson to white is worth returning to its former place of favor as a house plant*



# A thoroughbred among silverware *Gorham's* new "HUNT CLUB"



THE ONWENTZIA HUNT, AT LAKE FOREST, IS ONE OF THE SMARTEST IN THE COUNTRY. AUSTIN H. NIBLACK, ESQ. IS M. F. H. (CENTER)

*The new sterling being used by Masters of Famous Hunts • Onwentsia • Middleburg • Jacobs Hill • Harford*

THE high tradition of the hunt carries with it the spacious hospitality of aristocrats.

And that Masters of four of America's most celebrated hunts are using, on their own boards, the new "Hunt Club" sterling is significant. For the graceful fluting of this new sterling, the exquisite balance and proportion of each piece, mark it as a thoroughbred and aristocrat among silverware.

It has the simplicity of great elegance—and therefore is in harmony with all beautiful things. In the magnificent home of Austin H. Niblack, Esq., M. F. H. of Onwentsia, in the Virginia home of Daniel C. Sands, Esq., M. F. H. of the Middleburg Hunt, the home of

Benjamin L. Cook, Esq., M. F. H. of Jacobs Hill at Providence, the Long Island estate of Harry I. Nicholas, Esq., M. F. H. of Harford—everywhere, "Hunt Club" is serenely harmonious.

That is why fashionable hostesses and brides are so enthusiastically selecting "Hunt Club" for their own tables. In its first few months it has been bought in New York, Chicago, Washington and

other important cities to a greater extent than any other pattern of recent years.

Your own jeweler will show you this exquisitely designed new sterling and you will find the name "Gorham" on the back or base of each piece. You will find it costs less than you expected. A complete "Hunt Club" service for eight—76 pieces—costs only \$227.

*Other Gorham patterns of varied periods include FAIRFAX, with its Colonial simplicity, ETRUSCAN, in the classic Empire feeling, ST. DUNSTAN, in harmony with Victorian elegance, FLORENTINE, suggesting Italian and Spanish richness.*



ETRUSCAN • ST. DUNSTAN, CHASED • FLORENTINE • FAIRFAX




*The delicate fluting of the stem of this "Hunt Club" dinner knife—its perfect proportioning—illustrate the aristocracy of Gorham's new sterling. The photograph is 3/4 actual size.*

Your own jeweler will give you an illustrated 18-page booklet, "The Hunt Club," showing the popular pieces in the new Gorham Sterling. Or, send this coupon to The Gorham Company, Providence, R. I., Dept. P-12.

Name \_\_\_\_\_

Address \_\_\_\_\_

*Gorham*  
1831 • A CENTURY OF LEADERSHIP • 1931



Many shrubs are conspicuously beautiful as flowering plants. *Deutzia* is in the foreground here; *French Lilacs* are distributed about, too. Over gateway at left are *Japanese Snowball* (white), and *Climbing American Beauty Rose* (rosy crimson)

## Pruning for Better Bloom

*Proper use of the knife at the  
right time is easily learned*

by J. H. NICOLAS

SHRUBS should be pruned annually, not that it is a matter of life or death, but of beauty, which is more important. Left to itself, a shrub soon loses some of its beauty of form and quantity of bloom. Shrubs are of two types: one, blooming on the current year's wood, and the other blooming on last year's wood.

As the season opens up in spring we are not concerned with the first class because removal of any wood at that time would reduce the quantity of blooms. *Althea* (*Rose of Sharon*) being late to start growing may still be pruned, the bush shaped. Half to two thirds of the previous year's growth is removed to induce a vigorous growth as the longer the new branches the more numerous will be the blooms as they are produced along the growing branches.

Shrubs blooming on last year's wood should not be pruned until after their blooming period. As soon as the flowering season is over, the blooming wood is removed and the bush generally shaped so as to promote the growth of new flowering wood during the present season for the following season.

The following well known kinds belong here: *Azaleas*, *Cercis* (*Judas Tree*), *Crataegus* (*Hawthorn*), *Cydonia* (*Japan Quince*), *Deutzia*, *Forsythia* (*Golden Bell*), *Hydrangea hortensis*, *Lilac* (*Syringa*), *Philadelphus* (*Mock-orange*), *Ribes* (*Flowering Currant*), *Spiraea* (*Bridalwreath*, etc), *Tamarisk*, *Viburnum* (*Snowball*), and *Weigela*.

Another reason for pruning shrubs soon after they have flowered is to prevent the seeds from forming. These, besides

being unsightly, take a great deal of strength that might otherwise be used in growing wood for more blooms the following year.

The method of pruning these shrubs varies according to the species and often types within the species. Some have beautiful fruits in the autumn and while the bearing of these may inversely influence the profusion of blooms for the following year, it is often advisable to leave them on especially if the shrub is an isolated specimen. The *Hawthorns* (*Crataegus*) are of this class; being often used as a hedge, they should in that case be sheared or "boxed" regularly, and in each spring they make wonderful walls of flowers. As specimens, either of the low pyramidal forms or as trees, it is better not to prune them and in late season their clusters of scarlet pills are a thing of beauty long into winter.

*Deutzias*, *Spireas*, and *Weigelas* are all pruned in the same fashion: removing the long (Continued on page 82)

# "OLD FRANCE

*gave me inspiration for this furniture design"*



SAYS  
**GILBERT ROHDE**

*Member of the American Union of Decorative Artists and Craftsmen, and creator of the new Heywood-Wakefield furniture*



HERE YOU SEE even more clearly the fine lines of the French Provincial design.



THE QUAIN FURNITURE OF PROVINCIAL FRANCE inspired this charmingly formal design in stick wood. Note the many convenient accessory tables. This suite is entirely at home in penthouse, terrace or sunroom—and, like all Rohde-designed furniture, is very, very comfortable.

THIS DESK—or table, if you prefer—is another of the attractive and convenient accessories in the French Provincial suite.

CALL it Old World inspiration if you will—but not even modern Paris, the style center of the world, can equal the designs Gilbert Rohde has created exclusively for Heywood-Wakefield.

That's what prominent designers and decorators say. One glance tells them this furniture is something brand-new . . . different from anything they have ever seen.

You'll see it, too. You don't need a stylist's knowledge to recognize the distinctive smartness . . . nor an artist's eye to appreciate the beautiful lines of this new furniture.

Even the upholstery is perfect . . . almost as if it had been specially made. Isabel M. Croc , specialist

in upholstery materials, spent weeks in making a personal selection of these smart patterns and fabrics. They are the last word in correct design and color harmony.

Where can you see these new Heywood-Wakefield designs? At any of the better stores. They're on display now. Just ask for them.

## HEYWOOD-WAKEFIELD

Executive Offices, Boston, Mass.

*Makers of Fine Furniture*



# Planting GLADIOLUS for all-summer BLOOM

by CHARLES E. F. GERSDORFF

*A Large-flowered type which comes in all colors is shown at left. Below, the hooded Primulinus type, generally found in shades or tinges of yellow*

IT IS quite easy to get a long season of bloom from Gladiolus if planting is done with that purpose in view. Following the simple rules laid down here will bring beauty to the garden at a time of the year when other flowers, excepting the gorgeous Phlox, are either at rest or have not begun to show their wares. And, not even excepting the Phlox, a greater choice of color schemes is possible with these summer flowering bulbs than with any other flower of the garden.

By selecting varieties known to have beautiful and lasting foliage, and known also for their sturdiness of growth and consequent resistance to storm, wind, and rain, and to the sun's burning rays, and further known for earliness of bloom, a well-kept display may be had over a period extending from early July to late September, and even through October in the milder sections by the simple expedient of using different sized bulbs of just one variety—not a collection of varieties of the same general color.

By different sized bulbs I mean that you should plant

bulbs known as Numbers 1, 2, 3, 4, 5 in the trade, No. 1 being the largest and grading down in size to No. 5 which is the smallest that will bloom in Eastern gardens, of a given early or early midseason blooming variety, provided all these sizes are planted as early in spring as the soil may be safely worked, and all at the same time.

The season's bloom then starts with the large No. 1 bulbs, followed by No. 2. The other sizes slowly and in succession develop their bulbs to a size which is eventually followed by bloom from them. The first three sizes give normal length spikes of bloom, whilst the next two will be somewhat shorter. Also if certain varieties noted for their precocity of bloom are selected, the season should show a correspondingly greater burst of bloom by virtue of these varieties either developing spikes that branch, the branches opening their buds after the main stalks have passed on, or the large bulbs developing several blooming sized bulbs for each one planted, each of the "splits" throwing normal sized spikes, some of which will also be branching. The most precocious of these is Los Angeles, which does all that has been said, with the added quality of giving additional spikes from the base of the original ones, provided the bulbs are given a space apart of six to twelve inches.

Of the Large-flowering varieties, (Continued on page 84)





# Keep out Thieves of Sleep . . .

with **SCREENS**  
that **CANNOT**  
**RUST**


THE PENETRATING WHINE of a solitary mosquito . . . Insects have an uncanny way of finding even the tiniest break in a screen.

Screen wire is only about one one-hundredth of an inch in diameter. Consequently the action of rust is quickly damaging in spite of any surface protection.

Copper and Bronze Wire are immune to rust. The American Brass Company manufactures both, but recommends Bronze because of its greater strength. Screens made of Anaconda Bronze Wire have lasted for 25 years and longer. Bronze Wire is not expensive; costing only from 50¢ to 75¢

RUSTABLE METAL

ANACONDA BRONZE



Compare . . . the magnified appearance of these two screen materials after similar exposure. Remember, insects will find even the smallest rust hole.



more per window or door than the kind that rusts.

Leading screen manufacturers standardize on Bronze screen cloth. They supply many types to meet the requirements of architects and home-owners. There are screens that roll up like a window shade . . . those that slide vertically or horizontally . . . and those that hinge.

Screen frames should not warp or corrode . . . should hold the screening taut . . . and should operate easily. Bronze

frames meet every requirement and their cost is moderate.

Whatever type of screen you select, be sure that the screen cloth is made of Anaconda Bronze Wire. Should you have occasion to re-wire serviceable frames, Bronze screen cloth may be obtained from local hardware stores.

We will gladly send you a copy of the illustrated booklet, "Screens That Meet The Test." Address the American Brass Company, Waterbury, Conn.

WINDOW AND DOOR SCREENS OF

# ANACONDA BRONZE

CAN'T RUST



SAVE MONEY

# Coolidge Economy selects Ambler Shingles



Permanent roof decided on for old homestead at Plymouth, Vermont

Rather than take chances on the old roof, the Coolidges re-roofed the old homestead at Plymouth, Vermont, with Ambler Asbestos Shingles. They wanted a fireproof, permanent roof which had real beauty and which would blend in with the old New England setting.

You, too, can practice this same economy, and before your old roof leads to expensive repairs, select an Ambler roof now. Many beautiful and variegated colors, from the mellow Newport Gray of old New England to the gorgeous tints of Autumn leaves. And you can count on Ambler Asbestos shingles actually outlasting your house itself.

SEND THIS USEFUL  
MESSENGER OFF TODAY

FIREPROOF

**Ambler**  
ASBESTOS  
SHINGLES

Ambler Asbestos Shingle  
& Sheathing Co.

Ambler, Penna. St. Louis, Mo.

AMBLER ASBESTOS SHINGLE &  
SHEATHING CO., Ambler, Penna.

Check your desire.

- I am interested in a new roof.  
 Please send me free folder.  
 I want my present roof inspected without cost or obligation.

Name..... Address.....

City..... State.....

For kitchens, bathrooms, etc., use Ambler Asbestos Waltham—beautiful, gleaming surfaces—so easy to clean. Many charming colors, and a permanent installation. Our Marbleite has the beauty of marble without the expense.

AH-4-31

## House your car

Continued from page 26

more elaborate than that which would be found in a semi-attached or detached garage and these items will increase the cost.

There are other advantages of the attached type of garage which may or may not be applicable in certain cases. An attached garage built on as a wing may make a small house look considerably larger. Furthermore it will usually be found that a motor car is put away more often and thus protected from sun, rain, and snow in an attached garage than in one where it is necessary to walk a considerable distance from the garage to the house.

For all the advantages of the attached type there are some cases where it is undesirable or impossible. First of all, from an architectural point of view the attached garage may be out of place. Garage doors, for instance, are so large and so completely out of proportion to the other door and window openings in a house that unless the garage doors are properly subordinated they will seriously injure the architectural design.

Then, of course, it may not be possible to fit the garage into the floor plans. All attached garages cannot be put in the basement for, unless it is a hillside lot, a ramp will have to be cut down to the basement and this ramp will act as a repository for rubbish, leaves, and snow, as well as being an unwelcome drainage surface for rainwater which will collect on the basement floor. It is possible to design a first floor plan on different levels so that only a slight slope will have to be cut to get the garage in the basement.

Among other disadvantages of the attached garage may be the matter of the approach. This is a landscape plan problem and will differ considerably with different lots.

Just one word of caution about the attached garage. Do not think, as people did formerly, that the back of the house is not so important as the front. Do not put the garage doors at the rear of the house just to hide them from the front. If they do not belong there use some other type of garage.

Some points to be considered before you actually build a garage are these:

A two-car garage can be built for little more than a one-car garage. The second car space can be saved for visitors' cars, until the family exchequer permits the purchase of the increasingly necessary second car, or it can be used as a tool room or a place to store children's rolling stock, that is, tricycles, etc.

A small one-car garage can be built for \$150 and if you build your own you will save the price of labor which is a costly item. Remember, though, that cheap materials are expensive. A cheap paint will last one year whereas a good paint will last three or four. A gallon will cover approximately 500 square feet depending on the kind of wood, etc.

In planning your garage, remember that it should be large enough so that one can walk and work comfortably around the car. Some representative dimensions of cars are as follows:

Length: 12' 11½", Ford, to 18' 8", Cadillac.

Width: 5' 2", Essex, to 6' 0", Cord.

Height: 5' 3", Ruxton, to 6' 5", Lincoln.

The danger of carbon monoxide poisoning in a closed garage when the motor is running is always present. Therefore put at least two windows in your garage and, preferably, put vents in the walls so that the garage is never hermetically sealed. It is also possible to slip a tube over the exhaust pipe and let the exhaust gases escape into the outer air.

Put radiators near the ceiling so that neither you nor the car may be scorched by them. Put lights at the side of the car, rather than overhead so that the car will not be in its own shadow. Glass panes in the doors may help, but they are usually at the rear of the car. Windows are better. Plan for one or two base plugs: for a trouble light, on a twenty-foot wire, and for a power outlet if you intend to use machinery.

You will want a hose connection in your garage and this may be overhead for convenient washing of the car, or placed near the floor.

Dress up the interior. Cover the walls with an insulating board or metal lath and plaster. These will help conserve heat and will improve the appearance immensely. A ceiling of insulating board or matched lumber is also a good investment. If there is room for storage space overhead put in 2 x 8 joists and matched lumber to make a ceiling, and disappearing stair.

In cases where the building codes permit, a door from an attached garage directly into the house proper is, of course, a great convenience. But this door must be fireproof and should preferably be self-closing. It should not have glass panes in it.

There are a number of incidentals one may want in one's own garage: a work bench, a closet for work clothes or tools, a self-closing can for rags and waste, a drip pan for the floor, and a fire extinguisher. One may want a floor pit under the car. This should be sunk about four feet below the level of the floor and should have steps in it.

Garage doors almost deserve an article to themselves. Swinging doors can be bought out of stock for as low as \$25. They are not so substantial nor so satisfactory as doors that slide along the interior walls or overhead or those popular doors that fold overhead. Hardware for the doors must be rustproof and should be in keeping with the architectural design of the house and garage.

The doors may be automatically opened from the car by means of an electric switch on a post outside the garage or by means of a plate set in the driveway which will open the door when a car passes over it. There is, too, a radio door opener. One pulls a plug on the dashboard of the car, the doors open by wireless waves, and the lights are turned on.

Plan and build your garage as you do your house. Make a study of the materials offered by manufacturers, discuss them with your architect or builder, and do not try to skimp on materials merely because the garage is a smaller structure than your house. It has to stand up in the same winds and storms and meet the same critical gaze of passers-by. Furthermore it shelters and protects a valuable, skillfully constructed piece of machinery.



Two views of a residence in Sunny Ridge, Harrison, N. Y. Walls of concrete masonry, with portland cement stucco exterior. Julius Gregory, New York City, Architect.



# Build

*the small family home*

# of Concrete

*for economy and comfort*

Concrete offers many advantages that are of especial interest to the builder of the small family home. Walls of concrete masonry construction go up quickly, saving time in building. The air space between inner and outer surfaces insulates against extremes in temperature. Coal bills are less, in consequence; comfort is greater, in winter and summer. Such walls are *firesafe*, too.

Coated with *portland cement stucco*, concrete masonry walls are given any desired texture or color tint. The stucco bonds perfectly with the wall surface — *becomes part of it*. Such walls retain their attractive "newness" indefinitely. Maintenance costs are practically nothing. Additional maintenance savings result when interior walls, also, are of concrete. Door frames remain true; corners stay plumb; decorating expense is less, in consequence.

Build the small family home of concrete — for economy and comfort. If you wish further facts, write us.



# PORTLAND CEMENT *Association*

*Concrete for permanence and firesafety*


33 WEST GRAND AVENUE  
CHICAGO

Subtle colors, too lovely to fade...and guaranteed permanent in

ORINOKA



Simplicity in window treatment, depending on color for its interest; from the Orinoka booklet.



## SUNFAST DRAPERIES

PERHAPS it is a room whose complete simplicity is its greatest charm. Then color will be of utmost importance to it. Color will give it life and spontaneity. Perhaps it is a room of undeniable elegance . . . a room in which color must be used with consummate art. In either case, you will be most exacting about the quality of your draperies . . . for they, more than any other element in your color plan, are subject to fading.

Orinoka Sunfast Draperies assure you of absolute color-permanence. The colors you select may seem too fragile to endure a month, but, remember they are *guaranteed*. Those softened, delicate tints have been obtained by a special process of dyeing perfected by craftsmen of The Orinoka Mills. They cannot fade. You may identify Orinoka Sunfast Fabrics by the guarantee on every bolt. It reads: "These goods are guaranteed absolutely fadeless. If the color changes from exposure to the sunlight or from washing, the merchant is hereby authorized to replace them with new goods or to refund the purchase price."

Would you like our color-booklet, showing twelve new interiors assembled by a noted decorator? Send 10 cents and the coupon. We shall be glad to return, with the booklet, the name of a nearby dealer who will show you Orinoka fabrics in all their real beauty. The Orinoka Mills, 183 Madison Avenue, New York City.

## ORINOKA SUNFAST

Draperies . . . colors guaranteed sun and tubfast

THE ORINOKA MILLS, 183 Madison Avenue, New York City  
Gentlemen: I should like a copy of the Orinoka booklet, "Draperies and Color Harmony." I am enclosing 10 cents.

Name \_\_\_\_\_  
Street \_\_\_\_\_  
City \_\_\_\_\_ State \_\_\_\_\_ 1416

## Monday at three

Continued from page 15

Now, knowing all these things are true, because men and women who have spent their lives in learning just such interesting household things have told her so, this is how she will proceed:

The clothes will be sorted into groups according to the degree of soil.

The bath towels, wash cloths, bath mats, cotton underwear, sheets, pillow cases, shirts, handkerchiefs, dish cloths, dish towels, house dresses and aprons (these will be of a fast color, manufacturers of such articles guarantee their colors nowadays) will go into the washer first. There is no finicky feeling now about dish towels and shirts going into the same tub for we know that soap cleanses and sterilizes!

This load will go into the machine filled with lukewarm water to which has been added a water softener of some kind—borax or other similar agent on the market. The power is turned on and the clothes are given a "break"—a term used in laundries. While this is happening, the bride is running the dust mop over the bare polished floors in the rest of the house.

Then the clothes are put through the wringer and back again into the washer in the first, last, and only suds they will need. She may still prefer, as her mother did, to rub the more soiled portions of these clothes first with a good bar soap. That, of course, is her prerogative. The water in the washer should be hot (about 130 degrees F.) but not boiling. The directions with the washing machine will tell her how full the machine should be of water and of clothes. And the directions on the package of the soap she is using will tell how many cupfuls of that product she will need. Manufacturers are extremely careful about such directions. They maintain testing laboratories for just that purpose.

The power goes on again and while the washer is doing the job that used to take the skin off grandmother's knuckles our bride is at the telephone ordering groceries. We shall tell you later what she orders, for she hasn't forgotten about dinner—although you may have. She even has a chance now to run the vacuum cleaner over the living room rug. Perhaps if she is particularly sprightly she will have time to do the bedroom rugs and the little mats in the hall.

Out of the suds come the clothes and through the wringer. Then back again into a washing machine with hot water. It can really be hotter than hot if the clothes are colorfast as they should be. And the machine hums away for five minutes. She can sit down and read a magazine or she can tidy up the bathroom—putting out fresh towels and replacing the cream and powder jars and other toilet accessories that were scattered about in the early morning rush. She'll see the ring in the bathtub that no husband has ever been known to wash out—but why go into that?

Once again the clothes go through the wringer and back again into hot water. If there are no colored clothes in the load she will add the required amount of liquid bleach now on the market that makes clothes whiter than snow on the Alps. If there are colored clothes she'll use a little blu-

ing. And the clothes will have another five-minute mechanical rinse. These two mechanical rinses of five minutes (and household authorities bear out this statement) will equal four or five of the old-time hand rinses. And now they're ready for the line without even a passing nod at a wash boiler. Or ready for that machine drying that some washers give.

If they are to be hung on the line or on a clothes dryer that pulls up to the ceiling of your kitchen or basement you can hang them up while the next load of clothes is being washed. This is the load of silks and fine linens. And there is no reason in the world why they cannot be washed in the machine. They simply go into a lukewarm suds of mild soap first and are given a five-minute agitation in this, then they are rinsed twice for five minutes in the machine in clear, lukewarm water, and finally put through the wringer.

The silks are rolled in heavy bath towels for to-morrow's ironing and the linens hung to dry with the first load of clothes.

Well, what about starch? No one wants starch in sheets. And whoever heard of starch in bath towels? And the day of starched ruffled panties is gone. Table linens, when ironed damp have a smooth glossy finish of their own. As for shirts for the head of the household—even commercial laundries say most of their customers prefer their soft collars soft. But if they are preferred stiff, a good cold starch, sold with adequate directions, can be mixed in a small dish and the cuffs and collars dipped into this just before ironing.

There is still time before noon—oh, yes there is, the electric clock on the kitchen wall says so—for the beds to be made up fresh and the piano and all the desks and the tables and chairs that anyone could crowd into a house to be dusted. And time to get dinner under way and eat a bowl of some good canned soup (there'll be refreshments at the party).

But what will the poor husband have for dinner? Delicatessen potato salad and cold meat? No, indeed! He'll have—

- Cream of celery soup served with puffed cereal
- Baked roast beef hash
- Grilled tomatoes Mushroom sauce
- Canned green string beans
- Cream cheese and pineapple salad
- Coffee Hot rolls and butter

The groceries have come. They included the canned soup, half pint whipping cream, box of puffed cereal (it will find its way to the breakfast table, too, some day during the week), five cents worth of dry onions, half pound fresh mushrooms or a small can, one green pepper, four ripe tomatoes, a can of string beans, head of lettuce, one pat cream cheese, small can of sliced pineapple, bottle of ready-mixed French dressing, pan rolls (which need only to be heated).

As you may have already guessed, Sunday's dinner was of roast beef. But it won't be served cold, for it came to the table that way Sunday night. There was also milk in the refrigerator and butter, of course.

The roast (Continued on page 50)

# Watson Sterling

EXQUISITE TABLE APPOINTMENTS IN SILVER



**The Complete Family Set, 94 pieces in a Solid Mahogany Chest  
In the John Alden Pattern - \$250.**

Smart hostesses are no longer satisfied with one set of table silver. They realize that a luncheon demands different silver from an elaborate dinner; that a town house requires one type of design, a country cottage another. Fortunately, with this new fastidiousness about using only silver appropriate to the setting and the occasion, has come a drop in the price of silver. One can now have the finest quality of sterling table silver to suit each individual occasion, at very low cost.

Among the seven famous patterns of Watson Sterling table silver is one to fit every decorative scheme and every social function. These lovely patterns may now be had in graduated sets, carefully planned to meet the needs of any household. A beautiful solid mahogany chest is included with the set illustrated, and a buffet drawer tray or lacquer chest accompanies the smaller units. The sets cost from \$27.50 for a Commencement Set for four, to \$295. for a complete Family Set that will serve eight people.

## COUPON

**THE WATSON COMPANY**  
ATTLEBORO, MASS.

Please send me price lists of your sets in the seven famous Watson table silver patterns.

Name .....

Address .....



## "I Knew You'd Be Surprised!"

• Said Margaret's Mother.

"WHY... I've never been so surprised in all my life," answered Margaret as she gazed on the soft, luxurious rug at her feet. "Wherever did it come from?"

"That's a secret," replied her Mother fondly, "but first you must tell me if you like it."

"Like it!" said Margaret gaily. "I never would have dreamed a rug could do so much for any room. The more I look at it, the more I think it must have been made to go with my mahogany."

"You've almost guessed the secret," smiled her Mother.

"As for the colors... and the pattern," continued Margaret, still lost in admiration, "they add just the right note of warmth and dignity! However did you find a rug that completes so perfectly the decorative scheme I had in mind?"

"It's a long story," began her Mother. "Of course I knew that, like every other bride, you wanted the rugs in your first home to be as charming and correct as possible. That was why I made it my business to look at a selection of Whittall rugs. I've been buying them for years, but never realized there were so many new facts to be learned."

"Yes, yes, go on," interrupted Margaret anxiously.

"I discovered that there is a Whittall rug to suit every kind of furniture... and blend with any decorative scheme. I told the salesman about your old Sheraton desk... and how you'd built your whole living room around that one piece of furniture."

• MARGARET'S first Whittall rug has been correctly styled to suit her new mahogany. We're sure she won't be satisfied until her home has many more. Offered for her selection will be rare old designs in the famous Anglo Persian quality or authentic Oriental reproductions in the new lustre finish. No matter which ones she chooses she's bound to be right... because Whittall rugs are styled to co-operate with any decorative scheme... period of furniture... or type of wood.

Note: This is the first story of a series about Margaret... her new home... and her rugs.

# WHITTALL RUGS

M. J. WHITTALL ASSOCIATES, LTD., WORCESTER, MASS.  
ORIGINATORS OF THE FAMOUS ANGLO PERSIAN QUALITY

## Monday at three

Continued from page 48

beef goes into the food chopper with a small onion and the green pepper. The cream sauce is made like this: 2 tablespoons butter melted in a saucepan, 2 tablespoonfuls flour stirred in, 1 teaspoonful salt, 2 cupfuls milk added slowly and cooked till thick, stirring constantly.

Half of this cream sauce is blended with the meat mixture. (A little additional salt may be needed.) This is then placed in a greased baking dish, covered with cracker or dried bread crumbs and dotted with butter. It is allowed to cool, and then put into the refrigerator.

Mushrooms are washed, skinned, cut, and sautéed in a frying pan with butter, or good cooking fat. When brown they are added to the rest of the cream sauce. That is set away to cool, and put in the refrigerator.

The can of soup is opened into a pan, a cupful of water added to it and it is placed in the refrigerator. Later, just as it is taken from the range, a few tablespoonfuls of whipped cream are added to the soup to give it a delicious richness.

The tomatoes are washed and cut in half, placed in a greased baking dish, sprinkled with crumbs, salt, and pepper, dotted with butter, and set aside.

The beans are opened and turned into a frying pan with all their liquor. (Yes, that's the accepted way now to prepare canned vegetables so they taste like fresh ones.) Later they'll be simmered slowly till the liquor is gone—and butter and seasoning added.

The lettuce is washed and placed on salad plates. The pineapple opened, drained and a perfect slice put on each salad plate. The cheese is rolled into

neat, round balls and set in the hollow of the pineapple. Into the refrigerator goes the salad. The dressing should be shaken thoroughly and added to the salad just before serving. The cream is so easy to whip, why talk about it?

And all of the soiled dishes go into the sink to soak.

The bride now has a chance to wash the ring from the bathtub with one of those quick cleansing bathroom products (but she won't tell him how easy it was) and give herself a modern five-minute manicure, loll in a soapy refreshing bath, dress in her Sunday-go-to-meeting clothes, and frisk away to her party.

And be back in time—perhaps with the prize—to pop the food into the oven in its rightful sequence. And give the commuting husband a freshly cooked, hot dinner the like of which his father nor his grandfather never got on wash day back in the "good old days."

And if she tells him about the ring in the bathtub it will be after dinner and not during dinner. She never brings her troubles to the table.

Maybe she'll tell him when they've tuned in on a popular dance program. Or maybe she'll interrupt him while he's telling her about the "nice things the boss said to-day." But maybe she won't. We hope not. More than likely she'll have forgotten about it—just as he has!

Editor's note: The vacuum cleaner illustrated on page 13 is the Premier made by the Premier Vacuum Cleaner Co. The electric dishwasher illustrated on page 15 is the Walker Cabinet Dishwasher made by the Walker Dishwasher Corporation.

## A look before leaping

Continued from page 21

one wall so they stick into the other wall, thus saving you the necessity of holding the pieces together. Take three triangular pieces of cardboard and glue on the inside corners, one near the top, one at the bottom, and the third in between. The walls will then be squared and absolutely true, a most important thing as your house will be out of alignment if this is not done.

Hereafter, the elevations will be referred to as wall one, two, etc. Walls ten and eleven are glued at right angles to wall five. By placing this unit (composed of walls ten, eleven, and five) against the blank space on wall three, you find that the front and the right sides of the house are assembled. By joining wall four, wall nine, and wall eight another unit is formed. (Constant reference to Figures two and three on pages 20 and 21 will give a comprehensive idea of the procedure.) Join wall six and wall two, then walls twelve and seven. You now have five separate units. By backing into place, as shown in photographs two and three, the structure is assembled. Use inner braces wherever possible, as you will find, when


the glue is dry, that the inner bracing has given the model a firmness and strength that is surprising.

Give the building a coat of paint. Use water colors or "sign writer's" paint.

Now make the windows. Use a transparent paper like thin celluloid. First lay out the windows on a piece of white paper, indicating frames and crosspieces. This is done as it is impossible to draw on the transparent paper. Then thumbtack the transparent paper over the drawings of the windows and, with paint, color the frames the desired tint. Cut out the transparent paper windows, leaving a border of a quarter of an inch and glue them on the backs of the elevations.

Measure and lay out the roofs, in this case one long one and two smaller ones, allowing for overhang at the eaves. Make each roof in one piece, cut half way through the cardboard, bend it and you have the two slanted sides. (See Figure four on page 21.) If you merely wish to indicate the type of roof construction, draw all detail on before gluing. But if, in this case, (Continued on page 52)

# EXCLUSIVE DESIGNS BY RUSSWIN



1/2 ACTUAL SIZE

In the creation of modern hardware for monumental office buildings, municipal and public structures, RUSSWIN keeps pace with all that is new and authentic in architectural thought and design. Enriched by almost a century of intensive creative experience, RUSSWIN is today the acknowledged originator of hardware in the modern school... hardware that is distinctive in its expression of good taste, striking appearance and true individuality. In addition, RUSSWIN hardware... made of the finest base metals, brass or bronze... gives a life-time of satisfaction and trouble-free service. The design shown is one of the latest RUSSWIN creations in the modern spirit.

## MODERN

For the architect's convenience, RUSSWIN hardware is illustrated and described in Sweet's Catalogue... Pages C-3700, C-3775



RUSSELL & ERWIN MANUFACTURING COMPANY (THE AMERICAN HARDWARE CORP., SUCCESSOR)  
New Britain, Connecticut      New York      Chicago      London

# Save Yourself Work with this New Wax...



"You'll find its finish  
Lasts Much Longer."

"And, it is so very  
Easy to Put On!"

**H**ERE'S the new wax that actually cuts work in half and gives any floor a beautiful, lasting surface.

It is emulsified and blended by a new and secret process—called the Koric Process—which removes all the objectionable features of ordinary wax and makes a super-fine compound that is creamy-smooth, supple as can be and unusually durable. Neither heavy, slow-drying nor sticky.

When you use this new wax compound you'll discover first of all, that in a very few minutes it gives the floor a wonderful finish of jeweled loveli-



THE ONLY WAX MADE BY THE KORIC PROCESS



ness. Then, as time passes, your admiration will increase as you watch the rich, velvety surface resist heel marks, scratches and wear much longer than you ever expected.

Now keep your floors gleaming—whether varnished, shellaced, painted, waxed or covered with linoleum—and furniture gleaming like new and save yourself a lot of work. Use this new process wax.

*Attention:* There is just one wax prepared by the Koric Process . . . and that is Old English. Made by The A. S. Boyle Co., Cincinnati, O.; Windsor, Ont.

# Old English Wax

PASTE and LIQUID

## A look before leaping

Continued from page 50

you wish to indicate real construction by over-lapping strips of paper, glue the roof to the house before you put on the strips. In either case, do not paint the roofs until after they are permanently attached to the house walls and the glue is thoroughly dry. This is to prevent warping. The chimney is placed on the house before the shingle strips are glued.

### MAKING THE BLINDS

The blinds are now made. They are drawn separately and the detail indicated. Bear fairly heavily with your pencil so when you color them green the pencil ridge will give a feeling of the actual construction. After cutting them out, paint the front and edges before gluing. Make the garage, following the type of the house architecture.

Now the entire house and garage have been completed and we shall construct a base for the model and property. In this case we make a box the size of the first drawing, the ground layout. We shall cut out a piece of cardboard a trifle larger than this piece and four strips two inches high, two the width of the property piece and two the length. Bevel the ends and glue along the under edge of the landscaping drawing. Brace the interior of the base as much as you can as the more you brace it the greater will be its durability for the base is the only part of the finished model that is handled. All braces should be the same height and shape as the sides, running four or five of them entirely across the base, parallel with the ends. Then inter-brace, from end to end, with short pieces.

Now glue onto the braces the bottom of the base, the piece that is a trifle larger than the property piece. Use pins constantly as a means of holding together the glued parts,

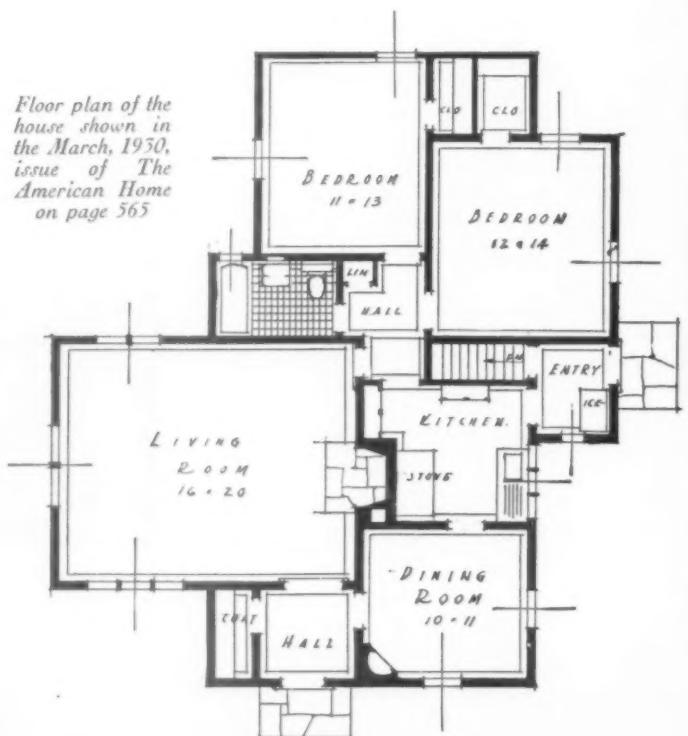
pushing them in at an angle rather than straight in. Blacken the sides of the base so it will look more finished.

Having decided upon the landscaping (with the aid of the wrapping paper cut-outs mentioned above), get three cheap sponges and dye each one a different shade of green so as to get a variety of shades in groups of bushes. (Your druggist sells a dress dye that will do.) In the model shown in Figure five on page 19, I used pussy willow twigs for tree trunks, ripped off pieces of sponge for the foliage (never cut the sponge), and pushed the twig up into the sponge, thus forming a convincing little tree. The hedge was cut out of green rubber bath sponge and the two gates cut out of cardboard. The fence between the garage and house was constructed of tiny pieces of cardboard, glued on as a carpenter would actually build one. The bushes, also, are of dyed sponge. The lawn, driveway, paths, and service yard were painted in natural tones.

### THE FINISHED HOUSE

Now all that remains to be done is to glue down the house, garage, bushes, trees, and gates. Bore little holes in the base of the model, sharpen the bottom end of the tree trunks, apply some glue, insert the pointed ends and the trees will be permanent. See Figure five on page 19.

There you are, the finished house, showing the beauty of its design and the harmony of its coloring and arrangement. As you can readily see, if the appearance is not just what you desire, a little change here or a wee bit of an addition there will make it absolutely certain that the real house will be a thing of charm. Changes can be made in a model that would be very costly in a real house.



... Corbin locks never make friends with your enemies

GOOD BUILDINGS DESERVE GOOD HARDWARE



The Corbin Cylinder Lock—thieves hate the very sight of it

P. & F. CORBIN SINCE 1849 NEW BRITAIN, CONN., U. S. A.

The American Hardware Corporation, Successor

NEW YORK CHICAGO PHILADELPHIA


Makers of the world's most complete line of builders' hardware

# One Cent a Day To Wash Dishes

THE DAY'S DARKEST HOUR




BECOMES FIVE LIGHT MINUTES



## MAIL THE COUPON

WITH no fuss, no bother, a whole day's dishes wash, rinse and dry themselves in the Walker Electric Dishwasher. Then the Walker cleans itself—you never need touch it. Your fine china is safer, too, in the motionless, rubber-coated trays. They are washed *cleaner* than is possible by hand. Doctors will tell you that only in this way can dishes be rendered truly clean and germ-free—a safeguard against colds, etc., passing from one to another of the family. Does this sound too good to be true? Mail the coupon and we will send complete literature and the names of users near your home who will verify all this and more.

Above is the portable cabinet model; at the left one of the built-in sink models. The Walker Electric Dishwasher has been perfected after years of development. Equipped with GENERAL ELECTRIC motor.



SEND THIS COUPON

AH-4  
Walker Dishwasher Corporation,  
1024 South Waller Ave.,  
Chicago, Ill.

I'd like complete literature.

Name \_\_\_\_\_

Address \_\_\_\_\_

City \_\_\_\_\_

# WALKER

ELECTRIC DISHWASHERS

*Sink and Cabinet Models*

Approved by Good Housekeeping Institute



#### What Makes a Violet so Delicate and Pleasing?

Beauty of color makes it appealing and charm is added by its texture... Impressive beauty also results from the fabric texture of Wall-TEX.

# WALLS

## Should Come FIRST

### IN PLANNING THE BEAUTY OF YOUR HOME

**T**HE charm and beauty of any room depends, primarily, on the wall covering. Good decoration enhances the charm of fine furniture and beautiful hangings, largely influences room perspective and is a most important factor in securing the desired tone or mood for which expression is sought.

Walls should come first — and Wall-TEX, the fabric wall covering of enduring beauty, richly deserves first consideration when this important question of decoration is decided.

Wall-TEX gives you wide selection of attractive new patterns and colorings — and the added richness of fabric texture. You may choose from conventional or modernistic designs, bright colors or pastel tints.

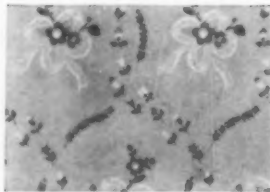
Wall-TEX retains its beauty through the years. Tough and elastic, it is not easily marred. The water-proof surface can be quickly cleaned with a damp cloth — or washed thoroughly with mild soap and water.

Ask your decorator or dealer to show you the new Wall-TEX patterns. Write us for samples and interesting folders, "The Important Points of Interior Decoration" and "The Modern Trend in Wall Coverings."

COLUMBUS COATED FABRICS CORPORATION  
Dept. T-4 Columbus, Ohio

# WALL-TEX

*fabric wall coverings of enduring beauty*



Series 3324. Rare beauty lies in this design of scattered flowers tied in a bouquet of lace ribbon. A dainty background for French furniture. Furnished in three attractive color combinations.



Series 3348. A modernistic pattern combining distinctiveness with good taste in both design and color treatment. Available in a choice of beautifully blended colors.

## Beauty in black and white

Continued from page 32

the very best work by old and modern masters of this medium. William Edwin Rudge, New York, has issued a volume on each of fifteen leading etchers, mostly modern English ones, and The Crafton Collection, Inc., New York has done the same for eight leading American etchers. There are more to come in both series. Each book contains twelve different reproductions of the artist's work. The books are \$2.25 and \$2.50 apiece, respectively, and the reproductions they offer are perhaps the nearest thing to genuine etchings to be found to-day.

Minton, Balch and Company, New York, publish annually *Fine Prints of the Year* containing one hundred reproductions, each from a different artist and more than half of them British, and these, too, although on glossy paper and not so clear cut, would be acceptable for framing. This book costs \$10.00, but a group of friends could purchase a copy among them and divide the pages.

Anyone who has access, through library or bookshop, to current magazines on prints or art in general could also often find reproductions which would be worth the price of a copy of the magazine. And once in a while there is a book worth buying for the sake of its illustrations as well as its content.

The question of buying etchings and other prints as a money-making investment is something that intrigues hundreds of collectors nowadays. It is true that good work often appreciates in value many times but it is also true that, while an artist's best prints may double or triple in price, his ordinary ones will remain at about the same level. So unless you are a gambler, or an extremely keen critic, it is best to buy "for keeps" and just for your own enjoyment. Furthermore, good dealers are very averse to selling on speculation, so to speak. The print collector should be a connoisseur of art, not a dabbler in a stock market.

## Proper equipment is half the battle

Continued from page 25

cleaned, close all doors leading into both upper and lower halls and clean them and the stairs, working from the top down. There is a very helpful brush whose long, soft bristles are continued into a thick, bushy mop at the end, making an invaluable weapon for pursuing the dust that hides in the turnings of banisters and the corners of steps. It costs \$2.25.

Downstairs rooms are made more complicated by heavy upholstered furniture and it is here that one needs particularly to apply the modern principle of cleaning by complete absorption and removal of dust rather than stirring it up and scattering it. Every house needs a vacuum cleaner; if it is a small home without thick carpets the place of a full-sized machine may be taken by one of the small hand types which costs \$29.75. This is really an animated duster, for it draws dust from the most difficult crevices of upholstery, it may be used on short window draperies, wall hangings, to clean behind radiators, dust books and mattresses, and perform endless other tasks one may invent for it. Of course the full-sized vacuum cleaner is more powerful and special attachments make it useful in many varied rôles.

The kitchens of to-day are easily kept spotless by daily attention, but in the spring it is usually necessary to remove accumulated dust and grease from the walls, and almost any type of washable wall will stand mild soap and water applied with a soft sponge. This is the time, too, to remove the burners from the gas stove and boil them in soapy water and washing soda, afterwards scrubbing with a stiff bristle brush. Never use gritty cleansers on the enamelled parts of the stove, for they wear off the smooth, glazed surface.

Miscellaneous tasks such as cleaning windows, mirrors, bric-a-brac and polishing metals should be left until the heavy, dusty part of the work is

done. The window frames should be dusted with flannel or silk and then wiped off with soap and water. There is a new combination window brush and dryer which makes cleaning the outside of windows a quick and easy task, while for the inside there is a chemically treated window cloth costing thirty-three cents which needs only be moistened to give a shining, speckless pane. For mirrors a chamois is usually sufficient.

There are many good metal polishes on the market, and the main requirement is to choose one absolutely free from grit. One of the best silver polishes has recently appeared in powder form in a can with duster top, making it easy and clean to use.

Among the indispensable aids to spring cleaning is a stepladder, but unless your house has exceptionally high ceilings a stepladder stool is all you need. This is cheaper (a well-constructed one costs \$4.50) and is so light that a woman can carry one with ease; as it makes a useful piece of kitchen furniture it is always on hand when needed instead of being out of reach in the cellar. A tray or basket for dust cloths, soap, cleaning preparations, and other small needs will save many a trip back to the kitchen for details forgotten or too numerous to carry. A useful one divided into compartments of various sizes, costs \$5.00.

The vast array of household helps shown to-day are so tempting that it is easy to buy something because at the moment it seems attractive and helpful, and then use it twice a year while the rest of the time it takes up space and collects dust. The inexperienced housewife should watch this part of her budget carefully, buying first the things that will be most frequently used and in which it is economical to look for quality rather than low price. She should choose tools easily kept in order, with handles comfortable to grip and long enough to eliminate much stooping.



# Plan to Build or Modernize NOW and Save Money

THERE are many savings in using WEATHERBEST Stained Shingles as a sidewall material as well as for roofs. WEATHERBEST Dealers are especially qualified to serve you.



THIS home in Syracuse, with WEATHERBEST Green stained shingle roof over WEATHERBEST Colonial White shingle sidewalls saved money for the contractor, A. C. Roy, and the owner, Geo. W. Seamons, because WEATHERBEST Stained Shingles were considered a standard building material.

Your architect, builder and lumber dealer can give you facts about WEATHERBEST Stained Shingles used as a standard building material for sidewalls as against the cost of other sidewall materials. With nearly every architectural design, WEATHERBEST Stained Shingles will give you lower first-cost. In addition, there is the economy of continued beauty without paint or repair.

The finest pigments and oils bring out the natural texture of hand-selected red cedar shingles; they will not rot or curl. There is nineteen years' experience behind our WEATHERBEST policy: "Not to cheapen materials or process to meet price competition."

For literature, send 10c (stamps or coin) and check coupon below. Address WEATHERBEST STAINED SHINGLE CO., INC., 3134 Island St., North Tonawanda, N. Y.



### Modernize NOW

Your retail lumber dealer can arrange a time payment plan.

WRITE for a practical book showing examples of homes modernized the WEATHERBEST Way. If you will send kodak or other picture of your present home, our FREE Sketch Service Dept. can show you how exterior changes may be made at lowest possible cost. You can increase the sale and living values of your present home two to four times the WEATHERBEST Way.



WEATHERBEST STAINED SHINGLE CO., INC. Plants: N. Tonawanda—Cleveland—St. Paul  
3134 Island St., North Tonawanda, N. Y. Distributing Warehouses in Leading Centers

- Enclosed is 10c (stamps or coin) to cover postage and handling.
- Please send WEATHERBEST Color Chart and Portfolio of Photogravures showing WEATHERBEST Homes in full colors for new work.
  - Enclose booklet on Modernizing and Reshingling Old Homes.
  - Enclosed is kodak or other picture for FREE Service Sketch.

Name..... Address.....

## BONDED fireplaces NEVER smoke

Air flow—Bennett Bonded Fireplace. Air is drawn in from outdoors through heating chambers in the Bennett Unit. It enters warm, and is evenly distributed—circulated.



Air flow—ordinary fireplace. Air is drawn in from outdoors through cracks around doors and windows. It comes in as sharp, cold draughts, drops to the floor and is sucked into the fireplace.

## Heat that Chills!


Ordinary fireplaces make a house colder in spots. . . . A Bennett Bonded Fireplace makes it warmer all over.

Fire needs air. Ordinary fireplaces draw in this air at outdoor temperature through leaks around doors and windows. (See lower illustration.) This cold air rushes to the fire, cooling everything on its way—and the heat from the fire goes up the chimney.

With the Bennett Bonded Fireplace, fresh air from outdoors is drawn through unseen heating chambers, enters the home warm, and is circulated. (See upper illustration.) This means even comfort in the home—effective winter-time ventilation—real heating service in Spring and Fall. And the Bennett Fireplace is guaranteed by National Surety Bond not to smoke!

Before you build—send for the Bennett Catalog.

BENNETT FIREPLACE CORPORATION • Norwich, N. Y.



For Free Book fill in Coupon and return to Dept. B-7, Bennett Fireplace Corporation, Norwich, N. Y.

Please check  
 New Construction   
 Remodeling   
 Existing Fireplace

For fireplaces already built we suggest Bennett Fireplace Heater-Ventilator (not bonded) which has all the heating and ventilating features of the Bennett Bonded Fireplace.

Name.....  
 Street.....  
 City..... State.....



## Devices for American Homes



**T**HE Utilitree comes finished in mahogany, walnut, olive green, ivory, or in a new brown with oxidized copper trim. Postpaid for \$10.00 east, or \$10.50 west of the Mississippi. This useful tree is made by Utilitree Products, 75 Varick Street, N. Y.

*Any of these articles can be purchased by sending your check or money order to the firms mentioned below. For any other devices or information write to Diana North*

**T**HIS new hanger (left) is a grand convenience for all those who give parties. It will hold a dozen coats and hats. Afterwards it can be folded into two slender poles 39" long 3 1/2" square and stored away in a closet



**T**HE "Toat" table can be used for writing, playing solitaire, or for light luncheon. Folds into small space 15 x 20" also size of table top. This comes in walnut, mahogany, maple, dark green, or Chinese red. \$5.00. Edward L. Brown, 130 W. 42nd St., N. Y.



**T**HE Handy Broiler (above) will broil steaks, chops, fish, fowl, bacon, and oysters. Gives that old-time taste of broiling over hot coals. Saves all the meat juices and there is no drip. Place meat on top of closed broiler. Easy to clean and economical, uses only one burner. \$3.50 prepaid. Made by Handy Broiler Company, 44 North Fourth St., Philadelphia, Pa.




**T**HIS tray will keep your oranges, apples, and lemons from rolling all around your refrigerator shelf, pushing over your milk bottles and other articles. Also good for eggs. Size 14" x 8" and 3 3/4" high; thus fitting in any ice box. \$1.00 prepaid. Lewis & Conger, 78 W. 45th St., N. Y.



**A**N ALARM call buzzer or electric signal. Place bell near invalid then go about your daily housework. Entirely self contained with 50 feet of cord. Box 6" wide and 7 1/2" high contains two dry cell batteries. Olive green. \$10.00. Lewis & Conger, 78 W. 45th St., New York

**T**HESSE lovely Lilies-of-the-Valley come packed in tinfoil and moss. They will grow in a room without water or sunshine. Also can be kept in the refrigerator for sixty days without growing. Upon being taken out they burst through the foil and in twenty-one days blossom. Price \$1.10 delivered. They can be obtained from Wedge Nursery Inc., Albert Lea, Minnesota



**W**HY not make crisp and flaky doughnuts in your own home with this Clover Leaf mould? Delicious doughnuts all ready in only fifteen minutes. This mould is designed to fit over any gas burner, enabling it to bake evenly. Does away with the troublesome method of frying batter in deep fat. Price \$1.50 prepaid. The Ace Company, 3844 Michigan Ave., St. Louis, Mo.



## INSTALLED WHEN THE HOME WAS BUILT

*— and no one has  
touched it since!*

**R**UNNING water at the turn of a faucet — with never a thought of failure of supply. What a pleasure it is to have a water system like that—always dependable, trouble-free! Nothing can add more to your daily comfort and convenience than a good water system. And, today, you can have one that is absolutely reliable.

**For Country or Suburban Homes  
Farm Estates, Summer Cottages  
Camps or Clubs**

Make sure that your architect or plumber specifies a Myers Water System. Perfected through sixty years of specialized manufacturing experience. Myers have been "Pump Builders Since 1870." No other manufacturer builds such a complete line of Pumps and Water Systems.

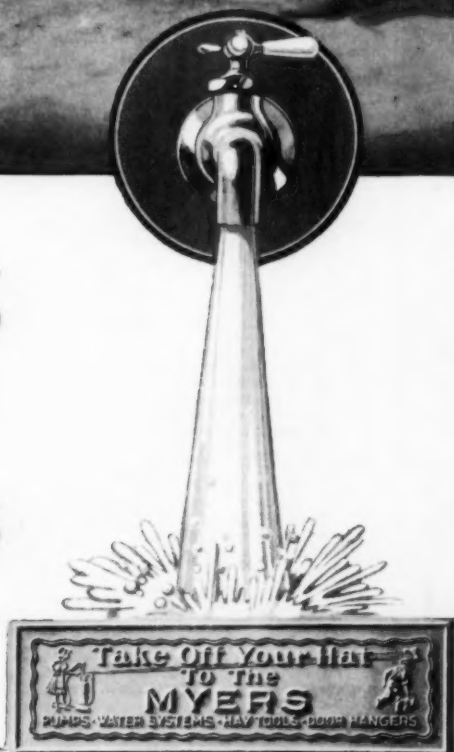
There is a reliable standardized Myers Water System to meet every condition and requirement from 250 to 10,000 gallons per hour. Powered by electricity, gasoline engine, windmill or hand. For deep or shallow wells. Myers Electric Water Systems are completely automatic—self-starting, self-stopping, self-oiling. They run without personal attention. Even a remote wilderness lodge may have its own reliable Myers Water System, powered by a peppy little gasoline motor.


Correspondence invited. Myers engineers are at your service for consultation on water supply problems. Interesting Water System Booklet on request.

**THE F. E. MYERS & BRO. CO.**  
102 ORANGE STREET ASHLAND, OHIO



**MYERS**  
*Self-Oiling*  
**WATER  
SYSTEMS**





No other machine has this vital, exclusive, superior method of wax distribution that automatically **CLEANS as it WAXES**

# The HIGHWAY of the HOME

**DAY** by day constant traffic, the ravages of time, and household casualties leave destructive scars, marks, and stains upon your floors... steadily, traffic on the highways of the home takes its toll.

Protect your floors from costly depreciation with FLOOROLA, the remarkable floor maintenance machine. Through the FLOOROLA method floors in thousands of homes have found new youth and beauty once again.

## Banish Obsolete Floor Waxing Methods

Gone are the days when wax had to be smeared on floors by hand, with mops, or other messy gadgets. Now it is no longer necessary to handle wax or apply it for FLOOROLA does all this objectionable work automatically. Sealed containers filled with FLOOROLA-WAX are placed unopened inside distributing brushes... mechanically the wax is applied to these brushes to be instantly rubbed vigorously into thousands of tiny pores. This amazing automatic action cleans as it waxes, imparting a deep, penetrating, non-slippery, hard, brilliant, crystal-clear finish.

The FLOOROLA method reveals and permanently maintains the natural beauty of your floors... eliminating forever the annoying features of old style, non-penetrating, slippery, sticky, surface waxing.

**Increase the Value of Your Home**  
Delay makes inevitable the expense and great inconvenience of refinishing floors. An investment in this modern new economical method of floor maintenance pays large dividends. Keep your floors dirt-free and permanently attractive at slight cost... with little effort.

"The Secret of Beautiful Floors" tells you how FLOOROLA protects your floors from destructive traffic... the coupon below brings this booklet and the name of your nearby dealer.

# Floorola

Manufactured by FLOOROLA CORPORATION, YORK, PA.

**DEALERS:** There are a few territories still available in which the FLOOROLA CORPORATION has no representation. Write or wire at once for particulars.

The Floorola Corporation, Dept. AH-4, York, Pennsylvania  
Gentlemen: I want to learn more about this revolutionary new Floorola process—send me your interesting booklet, "The Secret of Beautiful Floors."

Name \_\_\_\_\_ State \_\_\_\_\_  
Address \_\_\_\_\_ City \_\_\_\_\_  
 Send name of nearest dealer.



**PRICED WITHIN THE REACH of EVERY HOME OWNER**

## HELPFUL BOOKLETS

ARE YOU faced with some problem in constructing, remodeling, furnishing, or equipping your home? There are many helpful ideas and suggestions contained in the literature of reputable manufacturers.

Read the advertisements in this issue carefully and request literature direct from the advertiser wherever possible. Then, if you do not find what you are looking for, scan this list.

The American Home acts as a clearing house between reader and manufacturer. You can order the booklets you wish on the coupon at the bottom of page 62. We will forward your name and address to the manufacturers involved, and they will send their literature direct to you.

—HEARTHSTONE EDITOR

ORDER BY NUMBER ONLY, USING COUPON ON PAGE 62

### Building Material & Equipment

<b>Bathroom Fixtures &amp; Plumbing Supplies</b>	<b>Insulating Materials</b>
NEW BEAUTY & UTILITY IN PLUMBING FIXTURES Kohler Co. 104	THE BUILDING BOOK Celotex Co. 415
THE VITAL ELEMENT (WROUGHT IRON PIPE) A. M. Byers Co. 196	THE QUILT BOOK Samuel Cabot, Inc. 397
RUST PROOFED American Brass Co. 217	HOUSE COMFORT THAT PAYS FOR ITSELF Wood Conversion Co. 454
BATHROOM ARRANGEMENT Crane Co. 52	INCREASING HOME ENJOYMENT Insulate Co. 284
MAKING BATHROOMS MORE ATTRACTIVE C. F. Church Mfg. Co. 31	JUST BETWEEN YOU AND THE WEATHER U. S. Mineral Wool Co. 459
COLOR & STYLE IN BATHROOM FURNISHINGS Standard Sanitary Mfg. Co. 158	HOME INSULATION Johns-Manville Co. 616
ONE PIECE WATER CLOSETS W. A. Case & Sons 568	IT SAVES—IT BUILDS—IT INSULATES Johns-Manville Co. (Wallboard) 679
HOT WATER SUPPLY American Radiator Co. 440	<b>Paints &amp; Varnish</b>
<b>Fireplaces and Accessories</b>	SHINGLE STAIN Samuel Cabot, Inc. 160
FIREPLACE UNITS Heating Co. 419	ALUMINUM PAINT—A METAL PIGMENT PRIMING COAT Aluminum Co. of America 558
FIREPLACES OF TRUE VIRGINIA BRICK Old Virginia Brick Co. 387	THE WHITEST WHITE HOUSE IN TOWN—BAR- RELLED SUNLIGHT U. S. Gutta Percha Paint Co. 559
WHAT MAKES A HOME Colonial Fireplace Co. 119	CREO-DIPT BRUSH-COAT STAINS AND COLOR CHART Creo-Dipt Co. 645
KNOW ALL ABOUT BONDED FIREPLACES Bennett Fireplace Corp. 666	<b>Portable and Ready Cut Houses</b>
<b>Garbage Incinerators, Sewage Disposal &amp; Water Systems</b>	PLANS OF CUT HOMES The Gordon Van Tine Co. 541
DEPENDABLE SEWAGE DISPOSAL San-Equip, Inc. 526	NINETY BETTER BUILT READY CUT HOMES Bennett Lumber Co. 156
RIVERSIDE ASPHALTIZED SEPTIC TANKS Riverside Boiler Works 218	HOUSES—SECTIONAL E. F. Hodgson Co. 25
GARBAGE INCINERATORS Kerner Incinerator Co. 59	<b>Roofing and Shingles</b>
D. L. RESIDENCE WATER SYSTEMS Delco Appliance Corp. 685	COLOR IN ASBESTOS SHINGLES Johns-Manville, Inc. 14
<b>Hardware</b>	THE CONSTRUCTION OF THATCH ROOFS Weatherbest Stained Shingle Co. 84
GOOD BUILDINGS DESERVE GOOD HARDWARE P. & F. Corbin Co. 186	WEATHER EFFECT SHINGLES Amble Asbestos Shingle & Sheathing Co. 529
HARDWARE FOR UTILITY AND ORNAMENTATION Sargent & Co. 464	NEW ROOFS OVER OLD Barber Asphalt Co. 441
FLOOR PROTECTION—NO MAR FURNITURE RESTS Bassick Manufacturing Co. 667	MAKING OLD HOUSES INTO CHARMING HOMES Weatherbest Stained Shingle Co. 662
PRIVACY—AT THE TOUCH OF A BUTTON Schlage Lock Co. 584	BEAUTIFY YOUR HOME—INEXPENSIVELY Johns-Manville Co. 677
<b>Heating Plants &amp; Accessories</b>	SUPERIOR ROOFS, LEADERS, GUTTERS & DOWNSPOUTS Wheeling Metal Mfg. Co. 407
FIRE THAT BURNS UP HILL Spencer Heater Co. 316	<b>Windows, Doors &amp; Screens</b>
COMFORT HEAT Burnham Boiler Corp. 281	THE WINDOW ARTISTIC International Casement Co. 25
AUTOMATIC COAL HEATING Iron Fireman Mfg. Co. 591	IDEAL SCREENS FOR ALL TYPES OF WINDOWS Robtscreeen Co. 352
ECONOMICAL HOME HEATING Pierce, Buller & Pierce 620	YOUR WINDOWS THROUGH A DECORATOR'S EYE David Lupton's Sons, Co. 523
A MODERN HOUSEWARMING U. S. Radiator Corp. 172	WIRE CLOTH SCREENS The Gilbert & Bennett Mfg. Co. 355
HOT WATER SERVICE FOR THE HOME Riverside Boiler Works, Inc. 641	HINTS FOR WINDOW, DOOR & PORCH SCREENS Wickwire Spencer Steel Co. 450
CADWELL RADIATOR AIR VALVES The Beaton & Cadwell Mfg. Co. 513	SCREENING YOUR HOME The Higgins Mfg. Co. 27
THE TERRIBLE TEMPERED MR. BANG THROWS AWAY HIS COAL SHOVEL Electrol, Inc. (Oil Burners) 542	QUALITY IN GLASS FOR WINDOWS Libbey-Owens-Ford Glass Co. 670
RADIATOR HEAT American Radiator Co. 617	RUSTLESS INSECT SCREEN Kane Mfg. Co. 388
TYCOS HUMIDIGUIDE Taylor Instrument Co. 355	DECORATE YOUR HOME WITH CASEMENTS Detroit Steel Products Co. 457
COMFORT, CONVENIENCE & CLEANLINESS OF IDEAL GAS BOILERS American Radiator Co. 618	<b>Walls &amp; Floors</b>
THE DOHERTY-BREIM HUMIDIFIER Doherty-Breim Co. 659	BEAUTIFUL BIRCH FOR BEAUTIFUL WOODWORK Northern Hemlock & Hardwood Ass'n. 11
BLUE SQUARE CASED BOILERS FOR STEAM, HOT WATER & VAPOR SYSTEMS Richardson & Boynton Co. 159	WILL YOUR HOUSE BE AS BEAUTIFUL INSIDE AS OUTSIDE? (TILE) The C. Pardee Works, Inc. 522
<b>House Building Materials</b>	STYLE IN OAK FLOORS The E. L. Bruce Co. 457
A THOUGHT FOR THE FUTURE American Face Brick Ass'n. 18	AMBLER ASBESTOS "WALTILE" Amble Asbestos Shingle & Sheathing Co. 521
BEAUTIFUL HOMES OF CONCRETE MASONRY Portland Cement Ass'n. 496	A VERSATILE WOOD FOR INTERIORS Southern Cypress Mfg. Ass'n. 674
INDIVIDUALIZING THE AMERICAN HOME Briar-Hill Stone Co. 622	UPSON FIBRE TILE, UPSON BOARD Upson Board Co. 161
BEAUTY IN BRICK The Finzer Bros. Clay Co. 681	UPSON RELIEF CEILINGS Upson Board Co. 603
LOG CABINS UP TO DATE Shewlin, Carpenter & Clark 612	CHARACTERFUL WALLS & CEILINGS Upson Board Co. 604
PICK O' THE PINES Western Pine Mfrs. Ass'n. 535	COLORFUL WALLS FOR BATHROOMS AND KITCHENS (TILE BOARD) Johns-Manville Co. 673
MONEY SAVED FOR BUILDERS Southern Cypress Mfrs. Ass'n. 551	CROMAR OAK FLOORS The Cromar Co. 641
<b>House Wiring Installation</b>	BEAUTIFUL FLOORS AND A SAVING OF HUNDREDS OF DOLLARS Ponsell Floor Machine Co. 42
HOME OF A HUNDRED COMFORTS General Electric Co. 500	(Continued on page 61)



# Where is the Mother who would deny her child a home?

Our recent booklet, "Stepping Stones To A Perfect Nursery" reveals the secret of furnishing a nursery gradually or completely at one time. It is absolutely **FREE**. See coupon below.

**O**F COURSE, you want your children to be strong, healthy men and women, leaders in business, popular in society, possessing all those qualities which worthwhile people demand. Then give them a chance to make your dreams come true. Give them a nursery furnished with Gem Cribs and nursery furniture of the same color and design.

This you can do, easily and gradually — as space in the home permits — as the budget allows — or completely at one time. Doctors say that a nursery is essential. It teaches self-reliance and good habits. It helps to form character. It gives an ideal foundation for a child's future.

In pleasant nursery surroundings the mental structures of children are patterned. They are free. They can play safely: sing, shout and laugh and have endless enjoyment without interfering with the home routine. In this way



are they given pleasing personalities and dispositions. They are given the real thrill and happiness of childhood days which every child deserves before assuming the serious problems of the world in later life. A nursery furnished with Gem Cribs and matched sets is what you need.

For reasons of safety, attractiveness, variety of colors and designs, cautious mothers insist on Gem Cribs, bassinets, baths, chairs, play yards, dressers, junior beds and other Gem pieces. Non-poisonous paints are used. Crib bars are set closely together. Not even the tiniest baby's head can get through.

Every mother should know about Gem Cribs and nursery furniture, and know how to furnish a nursery with them. Let us show you how to do it. Just send in the coupon below. In no time, you will receive our booklet "Stepping Stones To A Perfect Nursery". It will tell you all you wish to know.

Sold at all good department and furniture stores


This Gem Crib, Number 3150, is obtainable in ivory, green enamel or walnut. An essential stepping stone to a perfect nursery arrangement.



A delightful 3-piece ensemble. Pieces may be purchased separately.



A 2-piece group. Gem bassinet and chest of drawers in similar design and a variety of colors.



The **BEDTIME** group of five matched Gem pieces which may be bought separately if desired. Colors are optional. The sides of the junior bed drop conveniently as desired. The simplicity of these pieces makes for additional charm and usefulness. You must see these attractive units today.



**GEM CRIB AND CRADLE COMPANY**  
GARDNER • MASSACHUSETTS

GEM CRIB AND CRADLE COMPANY  
GARDNER, MASSACHUSETTS

Send me your **FREE** 24 page booklet "Stepping Stones To A Perfect Nursery" which shows the progressive steps to take when furnishing an ideal nursery in an economical way.

NAME.....  
ADDRESS.....  
CITY.....STATE.....

A. N. 4-31



One of the clues told of in the Hither and Yon booklet led to an old chest in an up state garret, built when heat was mostly fireplaces and Franklin stoves.




### The CLUES In Your Treasure Hunt For Thrifty Heat

Cosy comfort heat, without needless waste of fuel, is what we are all hunting. It's a treasure hunt that leads into queer places, unless you have the right clues to go by.

Here they are, all in a bunch. Printed and bound up in a booklet called "Some Hither and Yons."

No tiresome technicalities to wade through. Just a friendly chat on heat thrift, and how to get it.

Help, too, in choosing the kind of heating system best suited to your needs. And some talk of our own about boilers and what makes them fuel-thrifty. It's something we ought to know considerable about, after half a century of making Burnham long-fire-travel boilers that make such short coal bills.



Send for a copy of "Some Hither and Yons," just published for the especial benefit of seekers of heat contentment and fuel thrift.

# Burnham Boiler Corporation

IRVINGTON, NEW YORK

Representatives in principal cities of United States and Canada

## HELPFUL BOOKLETS

Continued from page 60

ORDER BY NUMBER ONLY, USING COUPON BELOW

### House Furnishings

#### Awnings, Porch Shades & Blinds

WARREN'S PORCH SHADES <i>Warren Shade Co.</i>	517
THE CORRECT AWNINGS FOR YOUR HOME <i>Otis &amp; Company</i>	590
KANE QUALITY VENETIAN BLINDS <i>Kane Mfg. Co.</i>	668

#### Drapery & Upholstery Fabrics & Equipment

HOW TO DRAPE YOUR WINDOWS <i>Kirsch Co.</i>	55
--	----

#### Floor Coverings and care of

BEAUTIFUL FLOORS (WAX) <i>A. S. Boyle Co.</i>	50
MAKING A FLOOR LIVE LONGER (WAXING MACHINE) <i>Donald Durham Mfg. Co.</i>	531
THE SECRET OF BEAUTIFUL FLOORS <i>Floorola Corporation</i>	657
REDUCING THE CARE OF FLOORS & FURNITURE <i>S. C. Johnson &amp; Son. (wax)</i>	54
FOR THAT NEW HOME OF YOURS <i>Armstrong Cork Co.</i>	83
TASTEFUL COLOR SCHEMES FOR YOUR ROOMS <i>Bigelow-Hartford Carpet Co.</i>	685

#### Furniture

AUTHENTIC PERIOD FURNITURE OF CABINET SOLID WOODS <i>Kittling Co.</i>	181
THROUGH COLONIAL DOORWAYS <i>Conant-Bull Company</i>	608
EARLY AMERICAN FURNITURE REPRODUCTIONS <i>Lincoln Shops</i>	610
CANDLEBACK CHAIRS <i>Sprague &amp; Carleton, Inc.</i>	627
BOOKLET OF BABY FURNITURE <i>Gem Crib &amp; Cradle Co.</i>	648
MAPLE FURNITURE OF YESTERDAY AND TODAY <i>Northern Hard Maple Mfrs. Ass'n.</i>	598
THE TABLE IN THE HOUSE <i>Imperial Furniture Co.</i>	320
COLONIAL REPRODUCTIONS <i>H. T. Cushman Mfg. Co.</i>	621
THE BEAUTY SECRET OF A COLONIAL HOME <i>Salisbury Bros. Furniture Co.</i>	628
HOW TO FURNISH YOUR HOME IN TRUE COLONIAL STYLE <i>W. F. Whitney Co.</i>	272
NEW ARTISTRY IN RADIATOR CONCEALMENTS <i>Tuttle &amp; Bailey</i>	227
MULLINS RADIATOR FURNITURE—A LUXURIOUS NECESSITY <i>Mullins Body Corp.</i>	372

#### House Furnishings, Miscellaneous

THE CLOTHES CLOSET AND THE HOUSEWIFE <i>Knape &amp; Vogt Mfg. Co.</i>	655
WHAT THE WELL-DRESSED TABLE WILL WEAR IN SILVERWARE—1847 ROGER BROS <i>International Silver Co.</i>	198
PEWTER THROUGH THE CENTURIES <i>International Silver Co.</i>	649
CLOCKS IN THE MODERN HOME <i>The Clock Mfrs. Ass'n. of America</i>	575
TELLING TIME <i>Hamilton-Sangamo Corp.</i>	658
BEAUTY IN THE BEDROOM <i>North Star Woolen Mills Co.</i>	663
ENDURING BEAUTY—DU PONT TOILET SETS FOR THE BOUDOIR <i>Du Pont Viscoid Co.</i>	692

#### Kitchen & Laundry Equipment

THE DAWN OF A NEW DAY <i>The Walker Dishwasher Co.</i>	454
PYROFAX IN THE HOUSE AROUND THE CORNER <i>Carbide &amp; Carbon Chem. Corp.</i>	443
ARMSTRONG TABLE APPLIANCES <i>Armstrong Elec. &amp; Mfg. Corp.</i>	631
ELECTRIC REFRIGERATION <i>Frigidaire Corp.</i>	41
ICE-O-MATIC RECIPE BOOK <i>Williams Oil-O-Matic Corp.</i>	538
EBCO KITCHEN SINK <i>Ebinger Sanitary Mfg. Co.</i>	638
ARMSTRONG ELECTRIC RANGES <i>Armstrong Elec. &amp; Mfg. Corp.</i>	630
GENERAL ELECTRIC REFRIGERATOR <i>General Electric Co.</i>	665
DELCO GAS—MODERN COOKING & HEATING SERVICE FOR THOSE BEYOND THE CITY GAS MAINS <i>Delco Light Co.</i>	686

#### Lighting Fixtures

DISTINCTIVE HAND-MADE LIGHTING FIXTURES <i>Industrial Arts Shops</i>	427
---	-----

#### Wall Paper and Wall Coverings

THE MODERN TREND IN WALL COVERINGS <i>Columbus Coated Fabric Corp.</i>	605
WALL COVERINGS (SANITAS) <i>Standard Textile Products Co.</i>	71
HOW TO MODERNIZE YOUR HOUSE WITH WALL-PAPER <i>Wallpaper Guild of America</i>	11
THE IMPORTANT POINTS OF INTERIOR DECORATION <i>Columbus Coated Fabric Corp.</i>	661

### Gardens and Grounds

#### Garden Furniture, Fences & Decorations

WOVEN WOOD FENCING <i>Dubois Fence &amp; Garden Co., Inc.</i>	102
WICKWIRE SPENCER CHAIN LINK FENCES <i>Wickwire Spencer Steel Co.</i>	410
CONCRETE IMPROVEMENTS AROUND THE HOUSE <i>Portland Cement Ass'n.</i>	497
CEDAR FENCES, ARBORS, TRELLISES & SMALL HOUSES <i>E. F. Hodgson Co.</i>	499
HABITANT FENCING <i>Habitant Shops, Inc.</i>	566
HAND WROUGHT IRON <i>Stewart Iron Works Co.</i>	371

#### Garden Equipment

TRUE TEMPER GARDEN BOOK <i>American Fork &amp; Hoe Co.</i>	544
AQUAPROOF PLANT LABELS <i>Aquaproof Products Co.</i>	578
LAWN MAKING EFFICIENCY <i>Modern Machine Works</i>	614
GOLF GREEN BEAUTY FOR YOUR LAWN <i>Cooper Mfg. Co.</i>	613

#### LAWNS BEAUTIFUL

<i>Jacobsen Mfg. Co.</i>	636
--------------------------	-----

#### Gardens

HOW TO GROW ROSES <i>Bobbink &amp; Atkins</i>	676
INSECT PESTS, INDOORS & OUT <i>Antrol Laboratories, Inc.</i>	336
THE GARDENING HANDBOOK <i>Swift &amp; Company</i>	577
THE SEEDING AND CARE OF LAWNS <i>O. M. Scott &amp; Sons Co.</i>	537
HOW TO PLANT THE HOME GROUNDS <i>National Home Planting Bureau</i>	632
SUCCESS IN LANDSCAPE GARDENING <i>American Landscape School</i>	633
GARDENING MADE EASY <i>S. L. Allen &amp; Co.</i>	690
BLACK SPOT CONTROL <i>Rose Mfg. Co.</i>	691

#### Miscellaneous

HOME MOVIES <i>Eastman Kodak Company</i>	412
TWO GOOD CLEANERS <i>Hygienic Products Co.</i>	671

For my information only, will you please state briefly, the plans you have in mind which lead to your request for booklets.

Be sure that you have first looked through the advertising pages and requested booklets direct from the advertiser wherever possible.

—HEARTHSTONE EDITOR

HEARTHSTONE EDITOR, THE AMERICAN HOME, GARDEN CITY, N. Y.

1. I am planning to.....

2. Please send (at no expense to me) the following booklets.  
(Insert numbers from list)

Name.....

P. O. Address.....

City..... State..... Apr. 1

**"FOR \$50 or LESS**

A good-looking table meets the needs of the home-maker," says Elsa Oppenheimer.

Miss Oppenheimer voices the opinion of home authorities everywhere. Fashionable tables today—particularly Imperial—are so chic and colorful, and yet so inexpensive! Each identified by the famous Imperial Green Shield. Priced from \$10 to \$250.

The Fontaine occasional table is on display at the leading dealer's in your city. An interesting booklet, "Tables in the Home," will be sent on request.

**IMPERIAL FURNITURE COMPANY**  
Grand Rapids, Michigan



**IMPERIAL TABLES**

**Conveniences for tidy clothes closets**

K-Veniences—the architecturally-designed line of clothes closet fixtures. Protect your garments. Double the capacity of your closets. Keep your clothes neat, orderly, and accessible.

**Clothing Carrier**  
Pulls your clothes out into the room. Doubles the capacity of your closet. All sizes. \$2.00 and up.

**Shoe Rack**  
Fastens against wall or closet door. Keeps shoes in pairs, off the floor. \$1.00 and up.

**Tie Rack**  
Convenient, neat, orderly way to hang neckwear. Fastens on wall or closet door. \$50.

**Trousers Hanger**  
Holds four pairs of trousers, full length, by cuffs. Keeps them in press. Screws on wall or door. \$25.

**Extension Closet Rod**  
For the orderly closet. Adjustable. Extends across any closet. Screws against wall or over hook rail. \$1.00 and up.

**Hat Holder**  
Hats kept in shape, off dusty shelves. Fastens against wall, door, or on shelf. \$1.00.

**Stationary Garment Bracket**  
Requires minimum space. Supports many garments. Fastens anywhere on wall, hook rail, or door. \$75.

**Write & See**  
For free illustrated booklet, showing all K-Veniences at your local hardware dealer, who shows this display.

**K-Veniences**  
Knappe & Vogt Mfg. Co., Grand Rapids, Mich.



*Be it ever so small—there's a way to make your bathroom BEAUTIFUL and MODERN*

by Sarah Stevens

**H**ARDLY a day goes by without someone asking me how to make a small, narrow bathroom cheerful and modern without spending a fortune. Could there be a better answer than the lovely bathroom above?

Let me tell you just what was done. First, I replaced the old toilet seat. *What an improvement this one change makes!* A beautiful, new Church Sani-Seat in lavender was my choice. Its clean, sparkling surface will never chip, crack or wear off.

Church Seats are so easy to put on, too! In any convenient plumbing store you select the style and color you like. Take it home, and install in ten minutes. It's that easy. And the cost is surprisingly low. Church Regal Seats for as little as \$5.00. Church DeLuxe Seats in Sani-White from \$9.00. In stunning colors from \$10.00.\*

Modernizing the toilet seat was an excellent start. Immediately the bathroom took

on new life. The corner that was once unsightly, and really unsanitary, became the attractive part of the room.

The walls, I painted a soft apple-green. Then up went tiered curtains of dainty voile in shaded tints of green. Beneath the window a tiny dressing table covered with light green voile. Finally, a soft bath mat and fluffy towels in Nile green sprinkled with water lilies.

The Church Bathroom Stool and Chair in lavender are constantly used, the stool costing only \$10.00.\*

To know how really charming even a small bathroom can be when modernized with a colorful Church Sani-Seat, you must see it in actual color. So do let me send you "Modern Bathrooms for Old."

How to "do over" the small bathroom above, including color suggestions for modernizing other bathrooms, will be sent you by Miss Stevens. Send coupon below and 10c for "Modern Bathrooms for Old."



Church Seats never fade, chip, crack or lose their original lustre. Sea-Pearl seat at right, \$15.85. In lovely Pastel, \$10.00. In

Sani-White, \$9.00. Regal Seats from \$5.00.\* Above prices are approximate—and do not include installation.

© 1931 CFC

**CHURCH sani-SEATS**  
MODERNIZE AND BEAUTIFY YOUR BATHROOM

Sarah Stevens, Dept. A 2, C. F. Church Manufacturing Co., Holyoke Mass.

I would like your new book on bathroom decoration. I am enclosing 10¢ to cover mailing costs.

NAME \_\_\_\_\_  
STREET \_\_\_\_\_  
CITY \_\_\_\_\_ STATE \_\_\_\_\_



No wonder they call it  
**"a Woman's Kitchen"**

Thousands of women can tell you that one of the most admired possessions in their homes today—and one of the most useful time and labor saving appliances they ever had, is the

**CONOVER Electric DISHWASHER**  
Washes, rinses, dries and is self cleansing

Saves three to four hours weekly. Saves dishes. Saves hands. Does dishes cleaner than by hand. Easy to operate. Fully guaranteed.

**Sink Models and Portables**  
For old or new homes and apartments. Adds modern beauty to the kitchen.



**PORTABLE MODEL CONOVER**  
See it work  
CONOVER Portable Models are sold and demonstrated only by department stores, electric light companies and other electrical dealers. CONOVER Sink Models are sold exclusively by Master Plumbers.



**THE CONOVER COMPANY**  
Dept. AM-4, 140 South Dearborn St., Chicago  
District Offices: New York, Philadelphia, Boston

**MAIL TODAY**

Please send to me free as checked below:

- The Kitchen of Tomorrow (Folder describing CONOVER Sink Models)
- The Better Way to Do Dishes (Folder describing CONOVER Portable Models)
- Booklet of Comments from CONOVER Users.

Important: Be sure to attach your name and address.



# TWO ROOFS BUT THERE'S A DIFFERENCE

Similar in appearance, similar in cost . . . but different in every other detail. One will far outlast the other. It will protect the building years longer, yet require no attention, no repair expense, reducing its year-to-year cost to a minimum.

## What's the Difference?

Difference in workmanship? No. Difference in materials? Only partly. The vital difference is in the protection the roof itself has against wear and the elements. For every roof has a double duty, first to protect the building, then to insure that protection by resisting the attacks of wear and weather. The roof with the assured protection, that will last years longer is . . . LEADCLAD.

## That Difference is Important to YOU

Leadclad differs from every other form of roofing. It is sheet steel (for strength) coated and protected by a thick jacket of PURE LEAD and Lead won't rust. Leadclad is light, strong, fireproof, weatherproof, easy to handle, and affords fullest protection years longer than the ordinary roof. Leadclad brings to your home, in its modern form, the same imperishable LEAD that has afforded age long protection to many of the cathedrals and noted buildings of the Old World.

The standing seam roof, recognized by architects and builders as most fitting for many of the popular home types such as Georgian, Colonial, etc., is winning wide acceptance for its beauty, simplicity and ease of application. Leadclad adds the highly desirable quality of durability, protecting the structure with a surface of everlasting LEAD. This means a substantial saving in repair and upkeep, a most welcome item to the home builder.

# LEADCLAD

REG. U. S. PAT. OFF.



Learn More About Leadclad For Your Home  
Send for our illustrated booklet "Leadclad Defies Age and Time" describing Leadclad, telling facts and figures about its money-saving service.

**WHEELING METAL & MFG. CO.**  
WHEELING WEST VIRGINIA

## Wisdom in the market basket

Continued from page 36

occasions the rib chops are quite all right, and they come several cents a pound cheaper than the loin chops. Best veal is expensive. The cutlets come from the leg and the chuck—the portions that in the full grown animal yield round steak and pot roast—and, as veal prices run, they are quite reasonable. The loin chops for broiling and roasting are the highest priced, while just below them in price and desirability come rib chops.

Buying a roast for two is almost an impossibility unless the single large piece is to be converted over and over again as the week progresses. But when a company occasion arises, a housekeeper whose menus do not often include roast will seize the opportunity for bringing it into her program. A rib roast on the first day when two or three guests are present makes a good point of departure for the whole week's food schedule.

In beef the best thing is the prime rib roast. As its name tells, the cut comes from the front or ribbed quarter of the animal, and the roast with ribs still in, will form a sort of isosceles triangle. Since it is the finest in flavor and tenderest of all the roasting cuts, we are prepared to pay more for rib roast than for any other piece. A two-rib roast will weigh about six pounds, and at the rate of the necessary half pound for each person (weighed before the shrinkage involved in preparation and roasting) this six-pound roast will serve twelve persons. The marketer will need to figure out, with her guest list and the menus for the rest of the week in mind, just about how much the roast is costing her per meal and per person. The large first outlay will dwindle considerably through this consideration but, even then, rib roast is expensive. Short ribs, cut from the end of prime ribs is mainly fat and bone, but its flavor is fine and suggests a vegetable and meat braise. Needless to say, this is hardly suitable for company.

Rump is another beef roast which, though not so tender as the best rib roasts, makes a good oven roast, and may be bought for less money. Its chief difficulty is that it seems to lack sufficient fat for the best flavor. This deficiency can be made up to some extent by the use of salt pork, skillfully drawn into the meat with a larding needle.

Tastes vary, but to our mind, nothing is more delicious for either a company or a family dinner than beef pie. A comparatively small quantity of the chuck (one of the inexpensive cuts) used in combination with a flaky crust and vegetables, touched off with garlic, peppercorns, bay leaf, and the inevitable onion is a dish that will call forth great rejoicings.

In veal the best roasts for company occasions are taken from the loin and the rib section of the animal. If the weather is mild, jellied veal makes a most acceptable main dish for a light dinner or luncheon, an inexpensive cut being quite all right for a successful loaf. Shoulder and neck portions are recommended.

The aristocrat of the meat course is a crown roast—a fine and fancy cut from the rib section of lamb. That is the roast that the butcher twists into a crown shaped roll, ties so for cook-

ing and tops off with gay paper frills. The name of this roast is more than a verbal flourish; the piece actually resembles a crown. This superb result is achieved by removing the backbone from a section of the front quarter of an unbroken strip of ribs. An even more attractive dish is prepared by the use of the rack of ribs from both sides of the animal, the strips being fastened together with a strong thread. After roasting, the individual serving, cut between each rib, is the equivalent of a lamb chop. Fresh paper frills around the end of each rib add to the festive appearance and are decidedly worth the extra trouble. With mint jelly, crown roast is unbeatable. Crown roasts of pork are excellent also, the perfect accompaniment then being spiced apple sauce or pickled peaches. Roast leg of spring lamb is a familiar favorite. It is appropriate for company occasions, and if an entire leg of lamb is purchased which is feasible when there are three or four people to be fed, we have a six-pound roast that will serve three meals—little steaks may be cut from the upper end for broiling and frying for the first dinner, roast lamb served for the second, and stew or soup for the third.

When the careful housekeeper turns from the preparation of company dinner to the routine of family meals, she will know that prime rib roast, like peach ice cream, is a wonderful stimulant to family loyalty but that it is not absolutely necessary for every day. Neither are steaks or chops. There are dozens of other cuts that will weigh less heavily on her pocketbook, and will still feed the family adequately and satisfyingly. There is chuck and plate and shank and shoulder clod; there is loaf and vegetable stew and ragout and pot roast—all of which cost half as much and are more entertaining in the process because they prove a greater tax on the ingenuity of the cook. Of course, the greater amount of fuel and energy that undoubtedly goes into these dishes must be taken into consideration.

The wise woman in search of the greatest degree of enlightenment on the subject of these out-of-the-way pieces will go to her cook book for the meat charts and study the diagrams given there to familiarize herself with the locations of the various cuts. Common sense will tell her before she reads the text that the flank, cut the long way of the abdomen of the animal, will probably be a tough piece, since the meat is cut with the grain. Remember that pieces cut across the grain have, everything else being equal, a far better chance of being tender than those cut with the grain. The shank being mainly of bone and cartilage will yield the finest flavoring for soup.

Chuck will be almost without bone, and will have about one fifth of its weight taken up with fat and two thirds with lean meat. This is perhaps the best piece of the lot for pot roast but, like rump and brisket, requires a long cooking for tenderness. Pot roast made from any of these cuts can be a combination of meat and vegetables that will (Continued on page 64)



# How to Win Your Bird Friends

BY Joseph H. Dodson



It often happens that a crudely constructed bird house made by an inexperienced builder will hang vacant all summer. Bird after bird will examine it, talk it over with her mate and then fly away and build a nest under some old eaves. You wonder why. Birds, like people, have their little peculiarities. They want a certain size, proportion, wood, openings, etc.

## Song Birds Prefer Dodson's Houses

because Mr. Joseph H. Dodson, America's foremost authority on birds, has studied their habits for 50 years and builds houses and shelters as the birds want them.

Send for his interesting book "YOUR BIRD FRIENDS AND HOW TO WIN THEM." It tells you how you can have birds on your premises the year 'round. Send for a copy today. It is FREE.



Dodson Bird Houses are priced from \$2.00 to \$150.00.

De Luxe Martin House

JOSEPH H. DODSON, Inc. 4 Harrison St. Kankakee, Ill.



**SUNSHINE CLOTHES DRIER**  
Gently turns in the breeze—drying entire wash evenly and spotlessly clean. Stand in one place to hang up entire wash. Folds like an umbrella to store away. 135 ft. finest line. Turns in only 15 ft. of space. Does away with unsightly clothes poles. Illustrated folder A-350. FREE.

Clay Equipment Corporation, Cedar Falls, Iowa.

## KNITTING WOOL RUG YARNS

300 samples free—prompt mail service  
**40 SMALL SKEINS GERMANTOWN \$1.00**  
ASSORTED BRIGHT COLORS  
Colonial Yarn House  
1231-K Cherry Street Philadelphia, Pa.

## NOW—At a SAVING of 1/2 RUGS


of rich Oriental Luxury  
Made from Your Old Rugs—Clothing  
Any size in a Week



Write for this Beautiful New FREE BOOK in Colors  
WHY pay retail prices when you can send all kinds of woolen materials direct to one of America's largest FACTORIES and have lovely, rich-textured-modern rugs made at a saving of 1/2?  
We Pay All Freight, Express  
Your choice of 45 famous Oriental designs, plain and two-tone colors, Hooked and Oval patterns.  
Lowest Prices Now. Our 57th year.

MAIL TO  
**OLSON RUG FACTORY**  
32 Laffin St., CHICAGO, Dept. R-99  
Send FREE RUG BOOK in Colors to:  
NAME \_\_\_\_\_  
Address \_\_\_\_\_  
City \_\_\_\_\_ State \_\_\_\_\_

## HOT WATER for Kitchen, Laundry, Bath, or heat for Spare Room




Continuous supply of steaming hot water 24 hours a day, with fuel bills cut in half. Equipped with double wound copper coils, fire brick firepot. Burns coal. Circulation rapid. No rusty water. No cracked castings. Built for years of service. Aquamatic Regulator controls fire 2 to 3 days without attention. Write for folder, prices.

## MULTI-FLOW Copper Coil Tank Heater

The National Pipe Bending Co. 204 River Street, New Haven, Conn. Est. 1883



This mark of distinction is stamped on each piece.




## A Bedroom of Distinction

More and more women of today are using furniture of Colonial design to create beautiful, homelike effects. In its simplicity Colonial furniture is easily adapted to any style home and when grouped with pieces of other design gives an air of grace and charm to whatever setting it is used. Its growing popularity stamps Colonial furniture as the preferred design for distinctive homes. Insist on authentic reproductions. Conant-Ball pieces are reproduced from originals and their trade mark stamped on each piece.

An interesting booklet on Colonial Furniture is yours for the asking.

CONANT-BALL COMPANY, BOSTON, MASS.

## How's your hospitality?



If you like to hear a flutter and a twitter round your place, we can help you. We've built enough bird houses to know that birds have definite ideas on home-making. This one is the Old Homestead, for martins and swallows. 10 rooms, 16-foot pole included—\$15. Write for Hodgson booklet X-4, which pictures many others, from \$1.50 up—and shows all sorts of lawn and garden furniture, dog kennels, picket fences, pet stock houses, tool houses, poultry houses, etc.

★ **E. F. HODGSON CO.**  
1108 Commonwealth Ave., Boston, Mass. 730 Fifth Ave., New York

# PARDON THIS FRANKNESS

...but is your water closet noisy, stained, out-of-date?

The T/N falls heir to none of the old-fashioned water closet's long list of faults. These facts will interest you. T/N is so quiet, you can scarcely hear it flush. Non-overflowing, too. T/N is built in one-piece—the ugly wall tank is gone forever! You can get T/N in colors or in white, as you choose. It installs quickly in small space... in new bathrooms or old. And the cost? Ask your plumber... you'll be surprised!



**T/N**

ONE-PIECE WATER CLOSET

W. A. CASE & SON MANUFACTURING CO. Dept. 214, 220 Delaware Avenue, Buffalo, N. Y. Founded 1853

Please send me free descriptive literature on the T/N One-Piece Water Closet. I am interested in  REMODELING  NEW HOME

Name \_\_\_\_\_  
Address \_\_\_\_\_  
Plumber's Name \_\_\_\_\_

# An OUTDOOR EXPERT calls an INDOOR EXPERT for his home



"No one who loves trees as I do can fail to love beauty in every form," says James A. G. Davey, famous tree surgeon. "And no one who knows trees can help knowing how important it is for us, as well as for them, to have the right sort of air to breathe."

Naturally Mr. Davey called in Tuttle & Bailey for the radiator cabinets in his own home. They fit into a room as a tree fits into a landscape. They give maximum heat where it is needed — and the humidifying pan under the cover ensures the moisture so necessary to health.

Six standard models each one finished in delicate flat colors or hand grained to match the finest natural woods — each one custom-built for its own particular place in your home — each one installed under expert supervision.

TUTTLE

AND

BAILEY

---

RADIATOR  
CABINETS

**TUTTLE & BAILEY**  
MANUFACTURING CO., Inc.  
(Established 1846)

441 Lexington Ave., New York City  
(Offices in Boston, Chicago, Kansas City, Los Angeles)

Please send booklet "New Artistry in Radiator Concealment"

Name .....

Address .....

A. H.

## Wisdom in the market basket

Continued from page 64

eliminate the bother of separate cooking processes and will delight everybody who appreciates the savory flavor of meat and vegetables cooked together. Swiss steak, beef goulash, and smothered beef are other possibilities of chuck and rump.

Flank and plate, at about a third of what rib roast would cost can be stuffed and rolled and baked with excellent results if plenty of water is kept in the pan during the cooking period. Don't let these cuts (both "with the grain" pieces) get dry while they bake and expect a tender result. For good old-fashioned home-cooked steaks round is not to be scorned, for while it is tougher than the loin steaks it is considerably cheaper, and by turning a few household tricks we can make it tenderer than a complete novice might. It needs some beating to break and loosen the hard connective tissue, and it must be pan broiled quickly to prevent the escape of the juices. When it is done to a turn, summon the family to the table post haste, for even a few minutes of standing will toughen round steak deplorably.

Hamburger or ground beef for loaves should not be neglected. Most housekeepers find it best to buy unground pieces of round, shoulder clod or neck and have the butcher grind it while they wait. However, if there is a chance that the meat may have to be held a day or so before use, it is better to buy the uncut piece and grind it at home, since ground meat spoils quickly.

Devotees of pork chops, and their name is legion, will resent the relegating of their favorite delicacy to the everyday class. We do this, not because pork chops aren't excellent meat, but because plain or dressed up with apples or pineapple or sweet potatoes and onions they form a delicious main dish. They must be counted in on the family circle meats because in this day of diets a hostess to an assorted company of guests is more apt to run into a prohibition with pork than with any other meat. The same thing is true of so fine a pork cut as ham. Ham is justifiably famous in song and story of the old and new Southern cookery. Not the most delicate fowl or fish or beast can overshadow baked Virginia Ham. When this meat is to crown the board it should be bought in as large quantities as the family can consume over a reasonable period of time, since cured ham bought by the half or the whole ham costs about half what ham by the slice does. Sixty cents a pound is an approximate price for ham by the slice and that, as every woman knows, is very high! Whole hams may now be purchased in tins and, although they cost more than ordinary smoked hams, it must be remembered that the bone has been removed and you are buying solid meat.

If yours is the sort of family that can be induced to eat pig's feet and sauerkraut, take advantage of its weakness and serve the dish once in a while; it is one of the cheaper possibilities. What a great many cooks, both young and old, have not discovered is that Canadian bacon, that narrow little strip of half lean

and half fat bacon that comes from the loin of the animal, is just as good as ham for flavoring stuffed vegetables, and since the slice is very narrow and is customarily sliced quite thin, the savory ham flavor can be achieved economically. Spareribs are far from elegant in appearance, and eating them is sometimes a struggle, but their flavor is unsurpassed. Baked with a sage or apple stuffing, or roasted and served with sauerkraut they provide a delicious meat course.

Inexpensive veal cuts include the neck, the shank, and the breast. These portions are used chiefly in the stew type of dish, for croquettes, or served diced in a cream sauce. Jellyed veal is good for either a simple home meal or for a dainty plate supper. The economy of the cheaper veal cuts is one of their main attractions.

Lamb casserole with summer squash is another little-known possibility. Pot roasting pieces cut from the leg and shoulder of mutton require no more than one and a half to two hours' cooking. Mutton roasts cut from the plate about double that time.

Not to be forgotten, are the edible odds and ends of the meat yielding animals. Liver, kidneys, and sweetbreads vary in price and require preparation differing with each item. Sweetbreads are considered an especial delicacy and are correspondingly expensive.

In many of the best markets of the country a new type of food has made its appearance. It is quick-frozen meat. Handsome steaks cut in sizes to suit any customer, from the luscious delmonico for two to the enormous porterhouse, roasts, chops, and poultry come ready for use and dressed up in a tailored looking cellophane wrapper. Besides the addition this wrapping makes to the appearance of the product, it insures the "untouched" quality we covet for all our foods.

The greatest excitement the food industry has known for many a day descended upon it about two years ago when through the efforts of wise and ingenious persons the quick-freeze process reached a stage of wide commercial importance. This refrigeration magic has touched not only meats of practically every sort, but even the most delicate fruits and vegetables. A drop in temperature so sudden and so extreme is applied to the foodstuffs that only the tiniest crystals of ice are formed. So small are they that they do not break down the cell structure of the food, thus eliminating the objection that has always been raised against frozen foods. The fine full flavor of steak and roast is perfectly preserved, along with the essential juices that make the meat course the central point of interest in a meal. The fact that peaches and raspberries can be treated by the process so as to preserve their exquisite and elusive character should convince the most conservative housekeeper of its desirability. When your market man offers these new frozen foods, it means that he has installed special equipment so as to be able to offer his public the service, and that he believes the new development is going to revolutionize a good portion of the food industry.



## Life's getting EASIER

THERE'S one household job that never need be done again, and it's the most unpleasant of them all—scrubbing toilet bowls.

**Sani-Flush**, an antiseptic, cleansing powder, does a quicker, easier, safer job. Just sprinkle a little into the toilet bowl, follow the directions on the can, flush, and the bowl is instantly spotless. All odors are eliminated, all germs killed. Even the hidden trap, which no brush can reach, is completely purified. And **Sani-Flush** cannot injure plumbing.

Sold by grocery, drug and hardware stores, 25c; in Canada, 35c. The Hygienic Products Co., Canton, Ohio. (Another use for **Sani-Flush**—cleaning automobile radiators. See directions on can.)

## Sani-Flush CLEANS CLOSET BOWLS WITHOUT SCOURING



**Modern Homes** a wonderful book of 219 choice designs of American and English Colonial homes, cosy bungalows, cottages and other medium cost dwellings, size 8 x 11 inches, 600

illustrations of floor plans and photos with all dimensions and approximate cost to build, a real help to the home builder used as a book of reference everywhere, it may save you hundreds of dollars in extras, postpaid, only \$3.

**FREDK. H. GOWING, Architect**  
101 Tremont St. Boston, Mass.

### Beautiful Your Garden with GRANDPA BIRD HOUSES




You men and boys who like to tinker around for pleasure or profit—get my big collection of simple workshop plans for building Grandpa Bird Houses. Only \$1. Valuable information on birds and sales hints included. Free!

**GEORGE J. BREIDERT**  
1037 North Elmwood Ave, Oak Park, Ill.

### 140 STARTLING NEW HOUSE PLANS Don't Build Until You See This Book!



**7TH VOLUME JUST OFF THE PRESS**  
A most amazing collection of original and artistic house designs ever published. The collection consists of Americanized Spanish, Colonial and English houses, bungalows and semi-detached homes, costing from \$5,000 to \$50,000. Each house design occupies an entire page 9" x 12". Order today as edition is limited. Pay postman on delivery \$1.00 plus postage charge.  
**ANDREW CHARLES BORZNER**  
718 Walnut Street Philadelphia, Pa.



on your rugs  
with every footfall  
...unless you cushion them with Ozite!

IF YOU could add together the weight of those who walk on your rugs—then multiply by the number of steps each one takes—you would have an estimate of the force that crushes the life out of your floor coverings. Each heel is a hammer blow, driven by the weight of the body!

Science now offers you Ozite—a shock-absorbing cushion. When a heel descends, the rug sinks into the Ozite, springs back unharmed. Ozite actually doubles the life of your rugs! Amazing? Yes, but see Ozite at your nearest dealer's and learn why.

Ozite also imparts a glorious softness and luxury to rugs—brings to your home new richness and quiet. Provide Ozite now—double the life of your floor coverings, re-double their comfort.

Ozite is a cushion of felted hair, like a thin hair mattress. Never wears out... always stays soft. Mothproof. OZONIZED. Made in all sizes. Requires no fastening. Buy it wherever rugs are sold.

# Ozite

## RUG CUSHION

PATENTED SEPTEMBER 9, 1924

Look for the name **OZITE** plainly impressed on the face of every rug cushion. Accept no other!

Ozite Rug Cushion is sold under a guarantee of absolute satisfaction.

CLINTON CARPET CO. Merchandise Mart, Chicago, Ill. 41841  
Please send me your free booklet, "Factors You Should Know About the Care of Rugs and Carpets," including information on stain removal. Also, small sample of Ozite.  
Name \_\_\_\_\_ Address \_\_\_\_\_

## NoMAR RESTS



...for the legs of your davenport, upholstered chairs

Bassick NoMar Rests will keep your floors and floor coverings beautiful—free from gouges and matted spots. Free from scratches and blemishes.

NoMars spread the weight of furniture f-l-a-t on their broad, unbreakable Atlasite bases, protecting floors, rugs, carpets. NoMars are easy to install. Their natural brown wood-tone blends in with furniture—adds a fine, finished appearance.

Equip your furniture with NoMars and notice the big difference they make. A few dollars invested in floor protection will save you many times that amount when it comes to refinishing floors and replacing coverings.

Buy Bassick NoMar rests and casters at your nearest hardware or house furnishing store. Or mail coupon below.  
**THE BASSICK CO.**  
Bridgeport, Conn.



"Socket" NoMars fit snugly into caster sockets. "Drive-on" NoMars drive on easily and quickly. Cannot split furniture legs or work loose. Four sizes. 50c to \$1.00 per set of 4.



## Bassick

For 35 years the buy-word for fine casters and furniture rests

**THE BASSICK COMPANY**, Bridgeport, Conn.  
In Canada: **Clark Metals, Ltd.**, Listowel, Ont., Can.  
Send me descriptive literature showing where and how to use Bassick Casters and NoMar Rests.

Name \_\_\_\_\_  
Address \_\_\_\_\_  
City \_\_\_\_\_ State \_\_\_\_\_ AH-4

**To HOME BUILDERS  
And HOME OWNERS**



**Swinging  
SCREENS**

Higgin Metal Swinging Screens . . . or Higgin Rolling or Sliding Screens . . . each type best meets certain conditions. Let the Higgin local specialist, backed by our 37 years' experience, advise with you on your screen problems. Write for his name and the Higgin Screen Book.

*ENDURATION* — The exclusive Higgin design and construction which insures utmost quality and enduring service.



The Higgin Manufacturing Co., Newport, Ky.

Please send me the Higgin Screen Book and name of representative.

A-041 STATE

**NU-TONE Marquisette**

... Ask

... and you will receive ...

a generous sample of this Nu-Tone French marquisette. No. M176.

It is cobweb sheer, lustrous as sunshine on dancing waters . . . hangs in even, graceful folds . . . and launders like a linen handkerchief.

You'll like it for your own rooms, for it is a lovely neutral tone that will harmonize with any furnishings. You can take the sample and then match it in your local stores in the curtain styles and lengths you want. Just send your name and address, and we'll send you the sample by return mail.

We will also send a folder with pictures of eight styles of curtains in different types.

**MARTIN MANUFACTURING CO.**  
Established 1897  
Boston, Mass. West Newton P. O.  
Makers of  
the famous Echo Bridge Curtains

**A little house at the end of the lane**

Continued from page 54

gives a homelike air to this large room.

The couch, photographed, is covered in green sateen while the Cogswell chair wears a slip cover of gay chintz. The fine old pedestal table catches the gleam of the firelight in its smooth patina, and the lacquered border on the map screen brings a touch of vivid color.

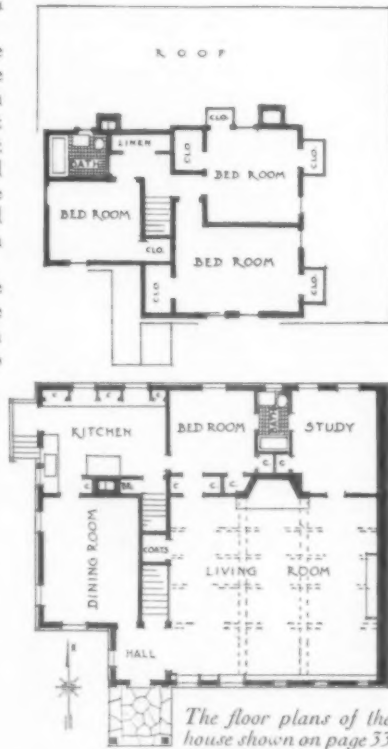
The "blind" door to the east of the fireplace leads into a little study. The door to the west gives on a bedroom which may be used either as a guest room or as a maid's room, since it also opens into the kitchen and need not necessarily be entered from the living room. Between the study and bedroom is a dainty bathroom which may be reached through either one.

The bedroom is an adorable little place which serves either to house the overnight guest or as a dressing room for friends who have motored up from town to spend a few hours. Its walls have been painted a soft shade of green. The bedspread on the maple four-poster is made of an American toile in rose and cream, and the same fabric is used for the simple, straight draperies.

The hooked rug and quaint Windsor chair add interest to the decorative scheme. Opposite the window, a shelf which is tacked to the wall has been draped in butter-yellow chintz, piped with rose, and form an attractive dressing table.

Passing through the living room to the little entrance foyer, one is

squarely confronted by the dining room whose extreme simplicity is its greatest charm. This room is furnished with nice old pieces, garnered at country auction sales and restored with infinite pains to their original beauty of texture.



The floor plans of the house shown on page 53

**A PORCH CAN MEAN SO MUCH**

Have you a porch? Planning to build or remodel? A cool, inviting porch CAN mean so much as a delightful place to rest or entertain—for children to play or baby to sleep.

Aerolux Ventilating Shades increase porch comfort and privacy. They banish sun-glare and heat, afford complete protection against wind and rain. Inexpensive. Weatherproofed in solid tones or colorful stripes. At better department and furniture stores.

Send for "Better Porch" book of attractive useful porches.

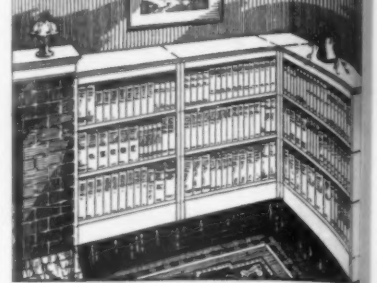
**AEROLUX**  
NO-WHIP  
VENTILATING  
PORCH SHADES

**THE AEROSHADOW COMPANY**  
3115 Oakland Ave., Waukesha, Wis.

Please send your free booklet "Better Porches"

Name \_\_\_\_\_  
Address \_\_\_\_\_  
City & State \_\_\_\_\_

**Like a "BUILT-IN" Bookcase yet Sectional and Portable**  
It Grows With Your Needs



Per Section: Lacquer \$4.00; Unfinished \$2.00

**Lundstrom**  
SECTIONAL BOOKCASE

Most desirable and economical bookcase for home or office. Sectional; never too large or too small; fits odd spaces and grows with your needs. Price of single three book section starts with top and base, style shown above, without doors, unfinished (for home painting) \$10.00; imitation mahogany or walnut, \$12.50; colored lacquer, \$17.00. Other styles in oak, mahogany, walnut, etc., with doors, at corresponding low prices. Shipped direct from factory on approval at a big saving TO YOU. Write for catalog No. 63.

The C. J. Lundstrom Mfg. Co., Little Falls, N. J.  
Manufacturers of Sectional Bookcases Since 1899  
New York Show Room, 130 West 42nd Street



**BIRD HOUSES**

Artistic and scientifically designed bird houses that will attract every bird. Can be hung from limb of tree or fastened to post, house, etc. Arranged for cleaning and ventilation. Well made of finest material and workmanship. Stained blue. Wren House \$1.25; Blue Bird House \$1.45; Robin Shelter (not illustrated) \$1.60. Can be had painted white. Green roof for 15 cents additional. All shipped postpaid. Send for illustrated booklet of other bird houses.

Wm. Hansen, Jr. Route 3 A Niles, Michigan

**Homes**

5 to 9 ROOMS  
\$366 to \$1688



**Summer Cottages**

many sizes and designs—all at big savings!

\$179 and up



**Garages**

\$92 and up



Direct from ALADDIN Mills at Wholesale Prices

Prices include all lumber ready-cut, millwork, windows, doors, interior woodwork, hardware, roofing, glass, nails, paints, varnish and stain. All materials shipped in a sealed box car direct from the big Aladdin Mills. We pay freight on arrival guaranteed. Aladdin's Famous Ready-Cut System saves 18% lumber waste and 30% labor cost. Complete plans for quick, easy erection. Build an Aladdin yourself.

Catalog FREE Return the Coupon TODAY for free Book of Aladdin Homes, Summer Cottages, Garages, Filling Stations, Tourist Cottages, and Roadside Shops. Address nearest office. No obligation. Send no money.

**The ALADDIN Co. Mail This Coupon**  
(Address nearest office) Bay City, Mich., Portland, Ore.

Send free, without obligation, new Catalog of Homes, Summer Cottages, Garages, etc. No. 213.

Name \_\_\_\_\_  
Address \_\_\_\_\_  
City \_\_\_\_\_ State \_\_\_\_\_

# YOUR HOME NEEDS VICTOR VENTILATION



**KITCHEN** odors, smoke and greasy fumes are enemies of health and comfort. They must be banished and that is why every modern home needs an efficient Victor Ventilator. Be sure your home is so equipped and you'll be amazed at the results. Fresh, clean air throughout the house, lower cleaning bills, and a happier and healthier family are some of the joys you will quickly experience.

Victor Ventilators are made in several models that include portable types that fit in any ordinary window as well as models designed for permanent installation in the wall of your kitchen. The fan moves 800 cu. ft. of air (the capacity of the average kitchen) every minute. The motor does not interfere with radio reception and is fully guaranteed.

Ask your electrical dealer about Victor Ventilators today or write at once for our free booklet on "Home Ventilation" and we'll also send you our nearest dealer's name. Mail a post card today!

**THE CINCINNATI VICTOR COMPANY**  
725 Reading Rd.  
Cincinnati, Ohio



## Smokeless, double-heating HEATILATOR FIREPLACES cost only \$15 to \$25 extra!

This sketch by Dwight James Baum, A. I. A., New York architect, contributor to many publications, lecturer at Syracuse University—is one of a series of Heatilator fireplaces designed by America's foremost architects.

**Mr. Baum says:**

"We often sense a certain envy of old-time houses; but nevertheless, everything in home building has been much improved within recent years except the one thing most essential to charm—the fireplace. Heretofore, fireplaces, built to an age-old formula, have been prone to smoke—have failed as a heating factor.

"Now, with the Heatilator, smokeless operation and real heating efficiency are guaranteed by a reliable manufacturer and attained in actual practice. A good fireplace is so desirable that I would rather cut expense somewhere else to attain one than do without. But the Heatilator adds very little to net cost, because it replaces certain parts that would be necessary even in old style construction."



The Heatilator is a metal form around which the fireplace masonry is built. It is a complete unit up to the flue—made in a wide range of sizes. Smokeless operation is guaranteed. The double-walled chamber which surrounds the fire takes the heat ordinarily wasted up the chimney and sends it back into the room. Arrows show openings for cold and warm air respectively which are connected with intake and outlet grilles placed to conform with any fireplace design.

When you buy, build or rent, be sure of having a Heatilator fireplace. Mail coupon for complete information.

The Heatilator Company  
Syracuse, N.Y.

# Heatilator Fireplaces Unit

THE HEATILATOR COMPANY, 514 E. Brighton Avenue, Syracuse, N. Y.  
Please send me particulars without charge or obligation. We plan to build.....remodel.....which?  
Your name.....  
Address.....  
Architect's or builder's name.....  
Address.....

# Are you MISSING the real significance of wallpaper ?

**H**ARDLY a magazine on home planning and decoration today fails to make frequent mention of wallpaper. It brings to rooms a personality which nothing else can give. It is the skilful decorator's chief reliance in making walls play their real rôle in the decorative plan. How can it enhance your home? How can you draw together and give new character to rooms which have mixed styles in furniture? How can you make irregular wall spaces harmonious? What paper should you use with Queen Anne furniture, with Heppelwhite, or Sheraton, or early American? What paper should a French bedroom have? How can the rooms of your home reflect more truly the spirit of the exterior architecture?

Thibaut wallpapers can help you answer these questions. They are authentic in style; they are gathered from all over the world to give you the freshest and most charming creations of great designers, past and present. For many years, Thibaut papers could be seen only in New York City. Now you can arrange to see Thibaut designs in the city where you live or wherever you do your shopping. If you wish to see the world's loveliest papers, write to Thibaut. Only by seeing a carefully planned selection can a correct choice be made. So tell us the name of the decorator or store to whom a collection should be supplied, and we will arrange to have selected Thibaut papers shown to you.

# THIBAUT WALLPAPERS AND DECORATIVE FABRICS

**Write to Thibaut**

A personal selection suitable for your rooms will be sent to the decorator or store you name, if you give us such facts as these: How many rooms do you plan to paper? What are they? What are the predominant colors? What is the period of the furniture (or is it mixed)? Do you want rooms to look larger or smaller? What light does your room get—North, East, South, West? Does the architecture of your house fit a definite period? Please address letter to Richard E. Thibaut, Inc., Dept. K 5, 24 West 40th Street, New York, N. Y.

## Here I Am! Coo Coo

The Lucky Bird  
1931 Bridge Prize

I'M A bit sophisticated, gay and clever. I'm useful, too, for my gaily colored plumage will keep the briar or meerschaum clean. I'm just the bird for 1931... a good luck omen. \$1 will bring me to your door with a catalog full of interesting novelties for bridge favors or prizes for both men and women.



**POHLSON, Pawtucket, R. I.**  
Established 1895 Department 3

Write Doubleday, Doran & Company, Inc., Garden City, Long Island, for a list of their

## NATURE BOOKS

## Oil Heating--The Home

A complete little book based on a five-year experience with different types and makes of oil burners, written in a language laymen can all understand.

by  
**Winfield S. Rogers**  
member A.S.M.E.  
and  
**Nellie S. Rogers**  
Associate A.S.M.E.

What type oil burner is best suited to certain conditions. Actual cost comparison of coal vs oil heating in identical houses.

Plain simple answers to the many questions that puzzle. To individuals contemplating the purchase of heating equipment this book will prevent the possibility of costly mistakes.

Price \$1.00 Postpaid. Address:

**NELLIE S. ROGERS**

373 Clark Street So. Orange, N. J.

**"IMPROVE IT WITH WALLPAPER" will answer every question you can ask!**

- In what type of room should the walls be paneled?
- How can I make a long, low room look spacious?
- What should I do about sloping ceilings?
- How can I modernize an old-fashioned bathroom?

**Color, Texture, Pattern—** These are the things that make bare walls eloquent—that make pallid plastered surfaces smile a warm welcome—that give the modern home "Personality."

But color and texture and pattern cannot be selected at haphazard—they must be chosen with care.

**A GREAT ASSOCIATION OFFERS FREE INDIVIDUAL ADVICE**

To help you choose the proper papers for your rooms, The Wallpaper Association has filled this new book with fascinating decoration facts.



Send 10c for it today and don't neglect to fill in and return the Free Individual Information Card that you'll find in the book—it will solve your own particular problems!

THE WALLPAPER ASSOCIATION, E-5  
10 East 40th Street, New York, N. Y.

Please enter my name on your Free Individual Information List and send me your new book "Improve it with Wallpaper." I enclose 10c.

Name .....

Address .....



A profusion of tiny flowers in delicate pastel lilac shades and blooming all winter makes the charm of the dainty Baby Primrose (*Primula malacoides*), above

**Primroses for the sunporch**

Continued from page 40

but Primulas have very nice dispositions and accommodate themselves to the changes of temperature just as we humans do. On a very bright sunny day, when the porch becomes very warm, I spray the plants and benches several times to keep the air moist, and supply fresh air through an open window in an adjoining room.

To insure an early fall blooming, Primula seeds must be sown in late February or in March—the earlier the better. They germinate very rapidly and give practically no trouble during the early growing period. When the seedlings have from three to five true leaves they must be shifted to another flat and planted an inch or so apart, and later (when they begin to look like real plants) put into pots. The soil in which the seeds are sown, and for the first transplanting, should be garden loam and fine sand in equal parts. A good soil for the larger plants is a mixture of loam and humus in equal parts with a generous sprinkling of cow manure, bone meal, and sand. The plants will grow along during the warm days, demanding very little care beyond a thorough watering every two or three days; then late in the summer they can be shifted to their winter pots. First year plants will be perfectly comfortable all winter in four- or five-inch pots; but those carried over from the year before will require pots of six or seven inches, as Primulas always increase from the root. A plant having but one leaf crown the first year will the second year have four or five, all of which will bloom. The soil in the pots must be kept moist and a weekly dose of fertilizer, either liquid manure or one of the commercial fertilizers, will help to foster a strong growth.

Of the species available let us take first the Top Primrose (*Primula obconica*), with which most people are familiar, as it is the only one of the house Primulas generally handled commercially. It is a hardy, long-suffering specimen, that will live on and continue to bloom under the most trying conditions. The foliage is a dark green; it flowers profusely and steadily in various shades of pink, lavender, and plum. The obconica

has but one disadvantage—the aphids adore it and if not kept at bay will cover the under side of the leaves with both eggs and insects. A faithful spraying with warm water each day, however, is generally all that is needed to keep the plant free from these pests.

Of all the Primulas, the one dearest to my heart is the Chinese (*P. sinensis*). Because of its tender leaves and easily broken stems it is not grown for commercial purposes. Nothing, however, is more easily raised or grown in the house and nothing could be lovelier. Even before the blossoms come the plant is decorative, the leaves being a fresh light green and in shape much like the Rose Geranium leaf. The Chinese Primula is a faithful bloomer, each flower stalk lasting for weeks, and the blossoms come in a wide variety of color. There is a pure white, single or double, with fluted petals. The pinks range from the softest, palest rose to the deepest shades, sometimes of rose, sometimes salmon. One very handsome variety is a rich, deep crimson. Besides its beauty, this Primula has a quality which makes it a particularly satisfactory house plant; it is never attacked by any form of insect pest. Its hairy leaves probably make it an uncomfortable place of abode.

One year I raised the Auricula, than which nothing is more exquisite when it is in bloom, the flowers having pale yellow throats and spreading petals edged with deep plum or rich purple. I found, however, that on the sunporch it blooms but once a year; therefore Primula auricula was shifted to the garden where it seems much happier and has a fall as well as a spring blooming period.

The well-known Baby Primrose (*Primula malacoides*) is a lovely plant with its luxuriant bloom of tiny flowers in delicate pastel lilac shades. Like obconica and sinensis it will blossom all winter if the flowers are cut off as fast as they fade.

Buy just one packet of Primula seeds, then, and join me in my favorite floral toast: "Here's to the Primulas, the loveliest and most faithful friends to the amateur."

**"HOW TO DRAPE Your Windows"**

**FREE**

How to drape your windows

Write for This Amazing BOOK TODAY—\$1 Value

**PLAN** your window draping and color schemes with the aid of this remarkable book—the work of C. W. Kirsch, a leading authority. Avoid disappointment—prevent costly mistakes. How to Drape Your Windows gives valuable suggestions on the selection and care of drapery materials and many helpful hints on interior decoration. A real "How-To-Plan-It" book that answers every question on window draping. Beautifully illustrated—every woman should have a copy. If you act now, a copy of this remarkable book will be mailed to you absolutely free—bear in mind that only a limited number of copies will be mailed on the non-charge basis. It comes with the compliments of Kirsch—manufacturers of the world's finest line of drapery hardware sold by leading dealers everywhere.

**Kirsch DRAPERY HARDWARE**

MAIL THIS COUPON TODAY

KIRSCH COMPANY,  
354 Prospect Ave., Sturgis, Mich.  
Offer extended to residents of U. S. only.

Send your book "How to Drape Your Windows" FREE to:

Name .....

Address .....

City.....State.....

**RUNNING HOT WATER**  
 Direct From Your Faucet  
 Continuously—Instantaneously



A necessity wherever there is electricity either direct or alternating current. Slips on and off any faucet very easily. Will heat water continuously—instantaneously.

Price **\$6.50**

Postage prepaid if remittance accompanies order. Address Dept. 33

**KWIK ELECTRIC CO.**  
 865 Springfield Ave.,  
 Irvington, New Jersey  
**AGENTS WANTED**  
 In All Territories

**YOU live**  
**in the TROPICS!**



THOUGH your home is in the United States, you endure summer heat more severe than that of the tropics.\*

Awnings made of Otis Woven Fabrics afford grateful protection against this heat. They make your home brighter, cheerier, infinitely more attractive.

The new Otis patterns are aflame with magnificent color—dozens of rich, glowing shades, many never before seen in awnings. Skilfully combined, these colors form patterns of outstanding beauty. Woven *through the cloth*—not applied to the surface—the patterns are as brilliant on one side of the fabric as on the other. They are available for houses of varied types.

Let us provide the name of a nearby Otis dealer. Fill in the coupon below.

\*These comparative figures represent highest recorded temperatures:

Tropics		United States	
Bombay . . . . .	99	New York . . . . .	104
Tahiti . . . . .	92	Minneapolis . . . . .	102
Mexico City . . . . .	94	Denver . . . . .	105

**OTIS**  
**AWNING FABRICS**  
*Colors woven in*

OTIS COMPANY,  
 385 Madison Avenue, New York

Please send complete information regarding Otis Awning Fabrics and the name of the nearest Otis dealer.

Name \_\_\_\_\_  
 Street \_\_\_\_\_  
 City & State \_\_\_\_\_



**"It's flatteringly,"**  
*the duckling quacks,*  
**"this cooking me with PYROFAX"**

It's equally flatteringly to the housewife to have Pyrofax Gas for cooking in her home beyond the gas mains. Finer, better meals—with less trouble.

And this year Pyrofax dealers are offering a whole new series of plus-value gas ranges made expressly for Pyrofax by leading range manufacturers. For the first time these ranges are available as complete units, accompanied by standard, full-sized Pyrofax Gas equipment. Buying now gives you both range and equipment for practically the price of the range alone!

Cook with real gas, no matter where you live. Why tolerate any longer the dirt and labor of old-style cook-stoves when you can have one of these ultra-modern, ultra-convenient Pyrofax units at no greater cost than a good coal-range! Cook with Pyrofax if you live beyond the gas mains. Send coupon for "Cooking Made Easier," our new booklet.

You can now have a complete Pyrofax unit—modern Pyrofax gas range and full-sized Pyrofax equipment—at prices ranging from

**\$79.50**

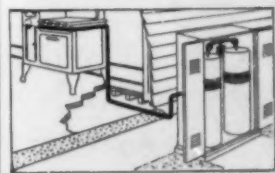
to \$198, plus nominal lease fee (which includes cost of installation).

**FOR 10% DOWN**

you can commence cooking with gas immediately.

**CARBIDE AND CARBON CHEMICALS CORPORATION**  
 New York, N. Y.

Unit of Union Carbide **UCC** and Carbon Corporation



Pyrofax Gas Service operates simply and efficiently. Diagram shows simple installation. Piping is similar to city gas.

Pyrofax Division  
 CARBIDE AND CARBON CHEMICALS CORPORATION  
 30 E. 42nd Street, New York, N. Y.  
 230 N. Michigan Avenue, Chicago, Ill.  
 W. 117th St. and Madison Ave., Cleveland, O.  
 (Please address office nearest you)

Please send me the new booklet, "Cooking Made Easier," and name of your nearest dealer.

Name \_\_\_\_\_  
 Address \_\_\_\_\_

**Keep Lamp & Radio Wires Off the Floor!**

The new easy way! A neat job instantly. No damage to woodwork. No tools needed. Set of eight colored clips to match your cords, 10c.

**JUSTRITE PUSH CLIP**

If your 10c store or hardware dealer cannot supply you, mail stamps to us.

**JUSTRITE MFG. CO., Dept. 7104**  
 2072 Southport Ave. Chicago

**LIVE BIRDS**  
 FIVE PAIRS FOR **\$16.50**



Actual Value \$22.00

Live Delivery Guaranteed

5 Pairs Assorted for \$16.50  
 1 Pr. Green Love Birds - \$5.00  
 1 Pr. Yellow Love Birds - 6.00  
 1 Pr. Zebra Finches - 2.50  
 1 Pr. California Linnets - 2.50  
 1 Pr. Java Rice Birds - 6.00

ACTUAL VALUE \$22.00  
**SPECIAL PRICE \$16.50**  
 for all 5 pairs shipped safely to you  
 ALSO BEAUTIFUL CANARY SINGERS  
 Send P. O. Money Order with your order.  
**BIRD HAVEN RESIDA, CALIFORNIA**

**He knew why**

General Meredith's wife went crazy . . . why the General never married Martha Purefoy after all.

He knew why young Sir Harry Catterick was neurosathenic, and why his daring escape from his iron mother would set him right.

He knew why the proprietor of the Jolly Highwayman swallowed false names and bad checks and didn't care what went on upstairs.

**Doctor SEROCOLD**

by Helen Ashton

He knew the secrets of their hearts, the deep hidden motives behind all they did. This distinguished novel, revealing 24 hours in the life of an old-fashioned doctor, is a cross-section picture of an English town as broad and fascinating as *The Spoon River Anthology* come to life. Praised by a host of critics at home and abroad. Selected by the Book-of-the-Month Club for July. Already read by thousands, and now selling at the rate of over 1,000 copies a week. In constantly increasing demand everywhere.

\$2.50—a beautiful oversize volume, with a jacket by Jos. E. Sandford.

**DOUBLEDAY, DORAN**

# Shop Windows of To-day

by DIANA NORTH

**A**N EASTER hymn of joy is being played for you by this tiny Rabbit Band. An original table decoration or can be used for place cards. Made of painted wood, they are only 2" high; an assorted dozen, each one different, costs \$15.00. Half dozen \$7.50; prepaid from the Gift Shop of Lambert Bros., Jewelers, Lexington Avenue, corner of 60th Street, N. Y.



The liqueur set (center) comes straight from Stavanger in the south of Norway. A quaint round decanter of yellow pottery has bands of contrasting



colors, and the eight glasses are only 2" in height; \$4.50. This shop has the direct exclusive importation. Signe Kavli, 651 Lexington Avenue, N. Y.

Though no room should be without a really comfortable chair, it is difficult to find one with as much style as this maple wing chair. It is 39" in height, and can be had in a variety of chintz or denim, or your own material applied for the same price of \$37.50. The footstool is 14 x 12" across the top and is 12" high; also can be had in many materials; \$9.00. The



Newly imported glass toilet set, with effective etched ship design. Soap box, lotion bottle, tumbler and bath salt jar. Choice of green or amethyst.

MAILED, PREPAID, \$8.00

**Carbone**

342 Boylston Street, Boston



## PASTELS In Color



Newest and Smartest Vogue in Portraits. Originated by and exclusive with Dupont. The New Pastel! A touch of color here and there, a line or two well placed. Youthful—dashing—different! A sitting at our studio or from a photograph you have—size 8x10—\$15.00 each.

## MINIATURES

Porcelain or Ivory

These miniatures can be painted from any photograph, daguerreotype, tintype or snapshot. This is your real opportunity to perpetuate in color those who are or were dearest and nearest to you.

Prices begin at \$17.50; Ivories at \$125. Illustrated Book FREE

Please write to Dept. All for a free copy of our illustrated booklet showing miniatures, frames and cases in actual sizes.



AIMÉ DUPONT GALLERY  
509 FIFTH AVE. at 42nd St., N. Y. C.




**CARR CRAFT PEWTER  
DOUBLE NUT DISH  
for \$2.00**

A new and attractive use of ever-delightful pewter—a gracefully shaped nut dish for the dinner table or bridge party. Ask for it at your favorite shop or order from us direct, enclosing check or money order. Be sure to mention it by name as well as by number—the Carr Craft Double Nut Dish No. 3265.

M. W. CARR & COMPANY, Inc.  
Dept. A-4 West Somerville, Mass.

★ **Carr Craft** ★

GIFTS OF CHARACTER IN METAL



Established  
1810

for Garden, Sun  
Room or Interior—

Choose from the hundreds of Galloway productions; Jars, Bird Baths, Sun Dials, Benches, etc. Executed in high-fired enduring Terra Cotta with understanding and craftsmanship; the result of a century's experience.

Catalog  
upon request

**GALLOWAY POTTERY**

3216 Walnut Street, Philadelphia, Pa.



Lustrous,  
Gleaming Silver — Always

It's so easy to keep your silver gleaming with Wright's Silver Cream. It works so quickly, so easily, absorbing the tarnish that makes the silver dark and dull.

This soft, creamy paste is also fine for cleaning white paint, mirrors, glassware, and many other surfaces that need gentle treatment. Send for free booklet of many uses. You'll like Wright's Silver Cream for cleaning because it does not roughen the hands or finger nails and is absolutely non-poisonous. An 8-oz. jar is 35c at your dealer's.

J. A. WRIGHT & COMPANY  
79 Emerald Street Keene, N. H.

**WRIGHT'S  
SILVER CREAM**



# SHOP WINDOWS OF TO-DAY

## INTERIOR DECORATION

**SIX WEEKS PRACTICAL TRAINING COURSE**

Authoritative training in selecting and assembling period and modern furniture, color schemes, draperies, lamp shades, wall treatments, etc.

Faculty of leading decorators. Personal assistance throughout. Cultural or Professional Courses.

**Resident Day Classes**

start July 6th • Send for Catalog 12R

**Home Study Course**

starts at once • Send for Catalog 12A

### NEW YORK SCHOOL OF INTERIOR DECORATION

578 Madison Avenue, New York City



maple table has a delightful air of fitting in anywhere. Size 20 x 15" and 20" high, and only costs \$10.00. All F. O. B. Somerset Shops, Fairfield, Maine.

Altogether graceful is this pewter com-

pote. It could be used for fruit, cakes, nuts, or candy. A pair would look stunning on either end of a dinner table. Price \$3.50. M. W. Carr & Co., West Somerville, Mass.

Now that the cold winter months are over why not brighten up the outside of your house with this letter box or a doorknocker of polished brass. The Jacobean lambs head doorknocker, (left) costing \$1.50 prepaid, is ideal for a small informal door, while the severe Colonial eagle would lend chic to the entrance of your home. \$2.50 prepaid. The letter box can be had in copper as well as brass and contains two racks that can be attached for newspapers. \$4.75 express collect. Adolph Silverstone, 21 Allen Street, N. Y.

You will want to start your gardening this month, so I suggest for use this folding portable iron and wood chair painted

## STRETCHER TABLE



Simple—rugged—always in good taste and may be used effectively in nearly every room of the home.

Solid Maple, hand-rubbed to a deep, dull finish. In Golden Honey, Cherry Maple, Spanish or Autumn Brown. Four sizes. The one illustrated above is 44 x 25; 27 high. By express collect. . . . . \$25.50

Portfolio upon request

### SOMERSET SHOPS

55 Water St. Fairfield, Maine  
Boston Shop—144 Newbury St.




## A PEWTER SUGAR AND CREAM SET BY CARR CRAFT \$3.50

Real specimens of the art of Colonial pewter craftsmen inspired these dainty reproductions. They make a set of decided charm that is excellent as a bride gift or for your own use. Most stores carry Carr Craft, but if this set (No. 3276) is not readily available, you may order direct from us, enclosing check or money order.

M. W. CARR & COMPANY, Inc.  
Dept. A-4 West Somerville, Mass.

**\* Carr Craft \***

GIFTS OF CHARACTER IN METAL



### Unusual Offer!

#### PRINTED PERSONAL STATIONERY



Never before at this low price  
**100 Sheets \$1.50**  
Envelopes

To introduce this popular monarch size we offer it at a new extremely low price of \$1.50. Over 100,000 satisfied customers now use "Fifth Ave. Stationery" exclusively because of its superior quality and low cost. Money refunded if not satisfied.

Your name and address printed in rich blue ink on each sheet and envelope, not over four lines. Super-quality snow-white bond paper, heavy weight, size 7 1/2 x 10 1/2, folds twice into envelope 4 x 7 1/2.

This extra-large single sheet is the ideal stationery for your informal correspondence... Clubs... Lodges... Professional Men and Women... for men and women in the home... son or daughter at college.

**ORDER BY MAIL.** Enclose check or M. O. Shipped POSTPAID within a week. ADD 25c. WEST OF MISS.

**FIFTH AVENUE STATIONERS**  
505 Fifth Ave., Dept. "K4" New York

Sample package of Printed and Embossed Stationery mailed FREE

### This Advertisement Rerun by Popular Demand



#### Hand Embroidered Runner

Runner 14" x 28", ecru linen, all around border in beautiful flower design in pastel colors.

An ideal cover for your dressing table, coffee table, end table, etc.

Price \$5.00 postpaid

#### Near East Industries

151 5th Avenue New York City

All merchandise promptly sent postpaid upon receipt of check or money order.

Have you seen our interesting catalogue?

## WANTED! ★ ★ ★

### SHOES THAT SOIL CLOTHES EN ROUTE

TECS will take care of them. For TECS are snug-fitting little jackets that pull over your shoes—keeping your packed linen spotless and fresh. And, when your footwear is in drawer or closet, TECS keep off shoe-adhering dust.

Intriguing color combinations; black and silver, beige and orange, blue and gold. Size A for women—B for men. Two pairs in gift box—\$1.50.

At all the better shops or direct from Knit Goods Specialty Co., Dept. AH-4, Chicopee Falls, Mass.

## TECS

SMART NEW

JACKETS FOR SHOES



COPPER... PEWTER... IRON...

### Unique!



ANTIQUES AND REPRODUCTIONS IN BRASS

No. MC693—A charming way to make pleasant the hours you pass with friends in your garden. Let its presence bear witness to your good taste and be an expression of your personality. Made of solid polished brass, 9" in diameter. Express collect. \$3.00


### B. PALESCHUCK

"The House of Metal Ware"

22 Allen Street New York City

Send for catalog M16

## SHOP WINDOWS OF TO-DAY

KEEP SHOES  
ORDERLY

**PALMER  
SHOE BARS**  
ONE PAIR 50c  
FIVE PAIRS \$1.00

Keep shoes arranged orderly, off the floor. Better than shoe bags or boxes, as all shoes are visible. For your own closet, or gift or bride prize. Attach to closet door, baseboard or wall. Anyone can attach in a minute. Will last a lifetime. Send 50c for one pair—5 pairs, (one color) in gift box, \$1.00—3 boxes, \$2.25—5 boxes, \$4.00. Specify apple green or rose color. Many hotels and apartment houses install in all closets.

**PALMER PRODUCTS, Inc.**  
1916-X No. Prospect Ave., Milwaukee, Wis.

Pull End  
COFFEE TABLE

Admirably adapted to Colonial, English, Spanish, Italian or Provincial settings since it may be had in genuine solid maple or oak, and finished in either Colonial Maple, Mahogany, Walnut or dark Oak. Measures 16 x 24 closed, 16 x 43 open and stands 20" high. A table of this quality is seldom sold so inexpensively. \$16.00 prepaid east of Mississippi River.

Write for illustrated pamphlet 4A showing many other inexpensively priced "Gifts for the Modern Home."

**THE BOULEVARD SHOP**  
220 Northern Boulevard  
Flushing Long Island, New York



Send for  
Catalogue "AH"  
Delivery prepaid  
within 100 miles.  
To points beyond  
charges collect.

Your Flowers Need  
this Watering Can..


A charming design for garden or window box use. Dull finished tin with brass nozzle. 10" high by 12" wide overall. Price \$2.50.

## three new yorkers

145 East 57th St.  
New York, N. Y.



Now a division of Hammacher, Schlemmer



a lovely shade of almond green. It is light to carry and a comfortable height for work, being 18½" high x 14½" across the top. Imported direct from France, though, it only costs \$2.50 express collect. Milteldorfer Straus, 245 5th Ave., N. Y.

Many jolly parties you can have with this game-box which is amazingly low priced, considering all that it contains. The box is made of the best workmanship and when the tray is removed becomes a backgammon board. The tray holds cribbage board, two packs of cards, poker chips, chess board and men, poker golf, dice and cup. \$20.00 complete. Abercrombie & Fitch, 45th St. and Madison Ave., N. Y.



## GARDEN STRUCTURES

A garden structure by Hartmann-Sanders will give character and completeness to your grounds and bring you endless hours of pleasure in the more intimate enjoyment of the out-of-doors.

Sheltered Garden Seats, Enclosed Tea Houses, Pergolas, decorative Lattice Fences and Gates, suitable for the small city garden or the large estate—these and other Hartmann-Sanders Garden Structures are certain to give satisfaction. Thirty years specializing in Outdoor Woodwork has developed a type of construction which will withstand the worst that weather can do. You may select from our Catalog, or we will design individual structures to suit your requirements.



SEND for interesting Brochure showing many delightful examples of Hartmann-Sanders Garden Structures.  
Price 20 cents

## HARTMANN-SANDERS

Factory and Showroom Dept. C-2155 Elston Ave., Chicago  
Eastern Office and Showroom, Dept. C-101 Park Ave., New York



Write for  
Catalogue  
4-E

Colonial Octagon Lantern in unpolished brass 10" high. Fitted for candle but may be wired for electricity. \$3.75 prepaid.

**ADOLPH SILVERSTONE, Inc.**  
Established 1898

21 Allen Street New York City

## A Book for Home-Builders

Just Published!  
"HOMES"

Designed by  
**ROBERT L. STEVENSON**  
Architect

510 Illustrations, 160 Designs

An almost unlimited variety of designs of moderate cost.

## Homes of Today

with plans, interior and exterior views of appealing interest to the home-builder.

Price \$3.00 Postpaid

Published by  
**ROBERT L. STEVENSON**  
919 Paddock Building, Boston, Mass.

A Guardian, Companion  
and Friend

Does your taste run to the stately Great Dane, a spunky Sealyham perhaps, or an adorable Chihuahua puppy?

You will find these breeds and many others represented regularly in COUNTRY LIFE, the most influential magazine in the country estate field, which has maintained the outstanding Kennel Directory for twenty-eight years.

COUNTRY LIFE can be found on the best newsstands. It will pay you in time and money to consult its Kennel Directory before making any dog purchases. If further expert advice and guidance is needed write the manager direct. In writing please mention breed of dog and whether puppy or grown dog is preferred.

Manager Kennel Directory  
COUNTRY LIFE  
244 Madison Avenue New York City

# As essential as Tools to all Good Gardeners



## RAINBOW FRAGMENTS

The Garden Book of the Iris

by J. Marion Shull

Indispensable to those now planning Iris beds. A complete handbook of our most popular garden flower. Illustrated with reproductions in color of the author's celebrated Iris paintings. With charts and photographs. \$3.50

## THE ROSE MANUAL

by J. H. Nicolas

The encyclopedic book of the world's favorite flower. Profusely illustrated with Gravereaux plates for color identification. \$3.00

### Garden Lovers

#### PLEASURE AND PROBLEMS OF A ROCK GARDEN

by Louise Beebe Wilder. Experiences and observations of an expert. With full-page photographs. \$10.00

#### ADVENTURES IN MY GARDEN AND ROCK GARDEN

by Louise Beebe Wilder. Surprising results in wild flower cultivation. Illustrated. \$5.00

#### THE AMERICAN FLOWER GARDEN

by Neltje Blanchan. A classic of garden literature—gardening in relation to special surroundings. 92 illustrations. \$3.00

#### THE COMPLETE GARDEN

by Albert D. Taylor. When, where, what and how to plant. With color and black-and-white illustrations. \$6.00

#### GARDEN MAKING AND KEEPING

by Hugh Findlay. A manual of attractive home settings. With 88 illustrative pictures. \$5.00

#### THE GLADIOLUS BOOK

by Forman T. McLean, Wm. E. Clark and Eugene N. Fischer. A standard handbook of Gladiolus growing. \$5.00

#### THE VEGETABLE GARDEN

Revised and enlarged by Adolph Kruhm. An intelligent guide to getting the best for the table. \$2.00

### Pocket Garden Library

Little illustrated dictionaries, with only one flower and a carefully drawn color plate to each page. With descriptive notes and complete planting information.

4 volumes, cloth, boxed, \$5.00  
each \$1.25

4 volumes, imitation leather, \$6.00  
each \$1.50

Among these are:

#### GARDEN FLOWERS OF SPRING

by Ellen Eddy Shaw

#### FLOWERS OF WINTER INDOORS AND OUT, by Montague Free

### Nature Books

#### The Nature Library

**BIRD NEIGHBORS**, by Neltje Blanchan. Life-stories of 150 familiar birds. Introduction by John Burroughs. Illustrated. \$4.00

**BIRDS THAT HUNT AND ARE HUNTED**, by Neltje Blanchan. Life-stories of 170 birds of prey, game birds, and water fowls. Illustrated. \$4.00

**THE BUTTERFLY BOOK**, by W. J. Holland, Ph. D., Sc. D. A popular guide. Illustrated with color. \$5.00

**NATURE'S GARDEN**, by Neltje Blanchan. Wild flowers and insect visitors. Nature photographs. \$5.00

**THE REPTILE BOOK**, by Raymond L. Ditmars. The standard in its field. Illustrated. \$5.00

#### The New Nature Library

**ANIMALS**, by Ernest Thompson Seton. Fascinating and reliable information from a famous author. \$3.50

**BUTTERFLIES**, by C. M. Weed. Complete synopsis of American butterflies. \$3.50

**GARDEN FLOWERS**, by R. M. McCurdy. Descriptions of 1,400 flowers—excellent manual for flower-lovers and gardeners. \$3.50

**TREES**, by Julia E. Rogers. Life-histories of all North American trees. \$3.50

**WILD FLOWERS**, by Neltje Blanchan. 54 families, 240 flowers; histories and descriptions. \$3.50

### Pocket Nature Guides

Strongly bound, 3¼ x 5½ inches, a convenient size for bag or pocket.

**BUTTERFLY GUIDE**, by W. J. Holland. A manual of commoner species. Illus. Cloth, \$1.25  
Imitation leather, \$1.50

**FLOWER GUIDE**, by Chester A. Reed. Names, family histories and descriptions. Cloth, \$1.25  
Imitation leather, \$1.50

**LAND BIRDS EAST OF THE ROCKIES**, by Chester A. Reed. Names and identifies all Eastern land birds. Cloth, \$1.25; imitation leather, \$1.50

**TREE GUIDE**, by Julia Ellen Rogers. A practical handbook for amateur or expert. Cloth, \$1.25  
Imitation leather, \$1.50

**WATER AND GAME BIRDS** by Chester A. Reed. Descriptions. Illustrated; cloth, \$1.25; imitation leather, \$1.50

**WESTERN BIRD GUIDE**, Descriptions. Illustrated; imitation leather, \$1.75

**WESTERN FLOWER GUIDE**, 250 common wild flowers, illustrated and described. Imitation leather, \$1.75

**The Pocket Nature Library.** Complete in 4 vols., boxed. Cloth, \$5.00; Im. lea. \$6.00  
**FLOWER GUIDE—Wild Flowers East of the Rockies. LAND BIRDS EAST OF THE ROCKIES. BUTTERFLY GUIDE. TREE GUIDE.**

(See description in Pocket Nature Guide.)

DOUBLEDAY, DORAN & CO., Inc., Dept. K, Garden City, N. Y.

Please send me the following titles, for which I enclose cheque or money order.

\_\_\_\_\_

\_\_\_\_\_

(When remitting, add 10c per volume to cover mailing costs.)

Name \_\_\_\_\_

Address \_\_\_\_\_

# In and About the Garden

[[ *Edward Barron* ]]

TWO topics to which reference has been made on this page seemingly have wide ramifications of interest. Therefore, no apology on my part for referring once again to the lost fragrance of Musk and to the soil affinities of Delphinium.

## WHO KNOWS MUSK FRAGRANCE?

Widespread correspondence both here and abroad concerning the Musk fragrance seems to clarify these points: (1) That the fragrant Musk as introduced to English gardens was collected in western North America by Douglas and all the stock of the fragrant Musk in Europe was derived from that. (2) Apparently that was an unusual, perhaps an individual, variation for never again has the wild *Mimulus moschatus* been noted as having the Musk fragrance. Now a correspondent of the English Gardeners' Chronicle raises the question as to whether many of the present generation even know what Musk smells like at all. The plant Musk odor closely resembled the true musk oil from the musk deer but that has equally disappeared, and the oil is no longer obtainable in commerce even when listed. The present day synthetic musk seems to be a near approach to, but not an actual parallel of, the genuine article. So only those old enough to carry memory back to many years can really know what the Musk odor means, and an odor is something that you cannot convey by description. I can be counted as one of those fortunate, or unfortunate enough, according to the point of view, to be old enough to have known the real thing. I have letters in plenty telling me of the existence of the Musk plant, but not a word as to fragrance.

## SOIL LIKINGS OF LARKSPUR AND LUPINE

Still it goes on and I might almost be led to believe that the elusive Delphinium and Lupine are the most sought of all flowers for the modern garden. Perhaps the solution of the Delphinium problem rests in the ultimate development of a type or strain that will lend itself to successful treatment as an annual by starting seed early in the year in heat and transplanting for fairly late bloom—which will not fully meet all requirements of most people, I know. That seems to be the best way to get the most magnificent flowers. Some correspondents' comments follow:

## LIME FOR LUPINES, SAYS HE

IT is a queer, and so far, unsolved problem about the Lupine in this country. Every year we are sending quantities of plants, seedlings, and seeds to all parts of the United States; in some localities they do exceedingly well, but in some localities they absolutely refuse to grow. They linger perhaps a year, and then they die, and small seedlings will

turn yellow before they even advance to the blooming stage. These conditions sometimes occur in different parts of the same state. In one part they do well, and in another part they do not grow. Of course, the climatic conditions have nothing to do with it. It is entirely the fault of the soil. Some years ago I sent you some Lupine plants for trial, and later on you wrote me that they were doing exceedingly well in your garden.

I have come to the conclusion that the Lupine needs lime, and dislikes acid condition. In England, with its chalky soil, where they thrive so well, they dislike dry, sandy soil. With us they do best in ordinary good garden loam. Since they manufacture their own fertilizer through the nodules on the roots, I think that they do not want manure, or only very little. Bone meal should be an excellent food for them. Lupine is a native of many states, and it always grows on rather poor sandy hillsides. I have seen fields of it growing on poor rocky slopes in Nevada. [Here let me state that the soil in my garden was, and is, acid, but bone meal had been used liberally.—L.B.]

I am glad to hear that Delphinium has done so well with you. We have customers growing our Delphiniums where people have never attempted to grow them before, like Florida and Texas.

In Florida they have to be treated as annuals. The plants will simply not survive the heat.—O. M. Pudor, Puyallup, Washington


## THEY ARE TWO CONTRARY BEAUTIES

I FIND Delphiniums about the easiest flower to raise (while Lupines are about the hardest) and until this past year never had a bit of trouble with them.

For the last ten years I had a garden on sandy soil and thought I raised wonderful flowers, but two years ago transplanted my flowers (rather heeled them in) in heavy black soil. I was amazed at the difference the soil made.

I went Delphinium mad—bought seed from Pudor, Vanderbilt, Hoodacres, Wrexham and Toole, their most expensive strains. Planted some in the fall of 1928, and some in the spring of 1929; some in a trial bed and some in the borders. The soil is all new, some black loam, some heavier clay, and because it was new I did not use lime. I am a great believer in lime for Delphiniums and use lime and dusting sulphur on the plants.

When I discovered the cause of the black leaves the plants were rather far along in bloom, so before cutting down the stalks I thought I would experiment with sprays. A few days later I took a magnifying glass and went hunting for mites. I found plenty, but few when Volck was used. I then cut down all the stalks. All the new growth was strong and a good shade of green and sent up more flower spikes. Some (Continued on page 88)



One type of modern Delphinium with long, massive spike evenly bloomed and copious lateral shoots as exemplified in the Blackmore & Langdon strain, the basis of several of our domestic strains

## We test them all— Keep the best, discard the rest

Narcissi or Daffodils are, next to Tulips, our greatest specialty. We maintain trial grounds for the special purpose of determining the merit of novelties. Those that prove superior to present standards we then grow in quantity in our own nursery at Babylon, L. I. Three-score varieties, in various classes are now available at prices within reach of all lovers of this most graceful of all Spring flowers.



Studying newer Daffodils at "Tulipdom"

### Special Trial Offer

Here are six varieties, of greatly varying character, that will prove an acquisition for any garden.

	Per Doz.
Glory of Sassenheim, Bicolor Trumpet	\$2.15
King Alfred, Golden Yellow Trumpet	3.25
Firebrand, White with Short Red Cup (Barrii)	1.60
Will Scarlet, Striking Incomparabilis	2.00
White Lady, exquisite Leedsai	1.35
Dante, earliest Poeticus	1.35

**Special Combination Offer:** We will send one dozen bulbs of each of the above 6 kinds, 72 bulbs in all, *postpaid for \$10.00*. This offer is made to readers of American Home only, so please mention this publication. Checks acceptable.

"Greetings from Tulipdom" tells all explicit directions how to grow them in both garden and home. Also offers a fine collection of Tulips and other Holland Bulbs. Gladly mailed free—please ask for it and mention American Home.



ZANDBERGEN BROS. "Tulipdom"

3 Mill River Road, Oyster Bay, Long Island, N. Y.


Nurseries at Valkenberg, near Leiden, Holland and at Babylon, Long Island N. Y.

# The Spring Parade

is on its way! New and Glittering  
Gems for the Flower Garden! Succulent Delights for the Gourmand!

For example, this collection of

## 12 Exquisite Flower Rarities



Sunshine Aster


The Lovely Sunshine Aster, assorted colors. Pkt. 30c  
Calliopsis Dazzler, Maroon-red with broad golden yellow margin. Pkt. 25c  
Salvia Farinacea, long spikes of lovely pale blue flowers, closely clustered along the stem. Pkt. 25c  
Mammoth Column Larkspur, Exquisite Oxford blue, new type extra long spikes. Pkt. 35c  
French Marigold Josephine, lovely single variety, large blooms on long stems. Pkt. 25c  
Schling's Giant American Snapdragons, an assortment of unusual and charming colors. Pkt. 75c

A cut flower collection of unusual charm—chosen for quick growth and easy culture to give you armfuls of lovely blooms from July to frost. Sow in late April and early May.

A \$5.05 Collection for \$3.00

Dimorphotheca Ecklonis, star shaped East African daisy, cream white with blue center and long stems. Pkt. 35c  
Gypsophila Elegans Crimson Gem, lovely deep coral annual baby's breath. Pkt. 50c  
Candelabra Salpiglossis, grows delphinium-like. Pkt. 25c  
Giant Ten Week Stocks Empress Augusta Victoria, pale silvery lilac, excellent for bedding or cutting. Pkt. 35c  
Cynoglossum Amabile, Chinese forget-me-not, 2 ft. Lovely for cutting. Pkt. 50c  
California Giant Zinnia Miss Willmott, the most delicate shade of salmon-pink, a color which is long desired in Zinnias. Pkt. 50c

## 12 Japanese Lilies



Lovely Children of the Sun! Hardy, Easily Grown—Give Years of Pleasure!  
A \$6.50 Value for \$4.00


(Choice, hand picked Mammoth bulbs)  
3 Regale (Royal Lily)—clusters of long white trumpets touched with rose. Center, canary yellow shading to white. 3-4 feet. Pkt. \$1.50  
3 Auratum (Gold banded)—Pure white, dotted with maroon, each petal banded with golden yellow through the center. 5-6 feet. Pkt. \$1.50  
3 Magnificum—A lovely autumn lily, satin white, heavily dotted with deep pink. Very showy. 3-4 feet. Pkt. \$1.50  
3 Speciosum Album—A stately pure white variety. Blooms August and September. 5-6 feet. Pkt. \$2.00

## 100 Glorious Gladioli!

A \$7.00 Value for \$3.50

50 Bulbs for \$2.00

Choicest Mixture—including all the latest and most beautiful varieties such as the lovely Primulinus or Orchid Gladioli, running a gamut of subtle pastel shades from ivory-yellow to an iridescent bronze such as mark the finest nasturtium collections. Start planting April 25th and every 3 weeks thereafter to July 15th and enjoy a long processional of beautiful bloom.



## Green Peas (and lots of them) from June to August—if you know this secret!

Late planted peas are almost always a failure because midsummer heat and lack of moisture invite rapid leaf growth without providing an adequate root-system to maintain it. Avoid this difficulty by planting all these 6 varieties at once and get big mouth-watering crops all summer.

### Schling's "Long Season" Pea Collection

Sure to Give You Peas All Season If Planted Early

Schling's Pedigree Extra-Early—Height, 2½ feet. The earliest Pea grown.  
Gradus, or Prosperity—Height 3 feet. Pods as large as Telephone. Peas of delicious flavor.  
Sutton's Excelsior—Height 1½ feet. Pods fully as large as Gradus. Very sweet.  
Dwarf Champion—Height, 2½ feet. An enormous cropper.  
Improved Telephone—Height, 5 feet. Enormous pods, well filled with Peas of the finest quality.  
Heroine—Height, 4 feet. Follows Telephone and is the latest to mature of all garden Peas.



½ lb. each of all 6 varieties, 3 lbs. in all. Pkt. \$1.75  
1 lb. each of all 6 varieties, 6 lbs. in all. Pkt. \$2.75  
2 lbs. each of all 6 varieties, 12 lbs. in all. Pkt. \$5.00  
(Free delivery within 300 miles of New York; beyond add 5 cents per lb. for postage.)

### Lovers of Vitamin B—Attention!

SCHLING'S PERPETUAL SPINACH will keep your table supplied all summer with this tender and wholesome delicacy if you plant this packet early—and cut often. A big 2½ oz. packet—enough for a family of 3. Pkt. \$1.00

"Book for Garden Lovers"—35c the copy. FREE WITH FIRST ORDER (If you have already received this book please note the fact on your order.)

Madison Ave., at 58th Street

# Schling's Seeds

New York City

Max Schling Seedsmen, Inc.

# BOBBINK & ATKINS

Visit Nursery



Ask for Catalog

## New and Rare Perennials

Nature has painted her richest colors on these rare perennials. For Modern Gardens

Here are yellows like the gold of Ophir, the soft rose of sunrise, blazing scarlet, deep violet, and snowy white. We invite your attention to this list of Hardy Plants that are not commonly found in commerce.

**Ameria, Bees Ruby.** Brilliant pink.  
**Helenium bigelovi.** Bronze-carmine.  
**Heuchera, Edge Hall.** Flesh-pink.  
**Rosmondi.** Coral-pink.  
**Pluis de Feu.** Fiery red.  
**Heliopsis scabra formosa.** Yellow. Resembles a cactus dahlia.  
**Goum, Fire Opal.** Glowing scarlet.  
**Princess Juliana.** Pure orange.  
**Funkia minor alba.** White Plantain Lily.

**Phlox Arendsi hybrids.** Pink, white, pale lilac, bluish violet.

**Sidalcea.** Four varieties—rosy crimson, ruby-red, salmon-rose, and amaranth-pink.

**Potentilla Hybrids, Fairy Queen (yellow), Panorama (orange).**

**Cimicifuga racemosa simplex.** White; splendid for cutting.

**Peony, Whitley major.** Pure white.

Many other old-fashioned flowers, in old and new varieties are presented in our revised catalogue for spring of 1931.

### Hardy Herbaceous Plants

All are accurately described, many are pictured in color. There are plants for borders, rock gardens, ground covers, woodland plantings, formal and informal gardens. Selection is easy, for a table shows time of blooming, color and height. A copy will be mailed to those who intend to plant Perennials.

In your request for catalogues please state what you intend to plant, as we issue several catalogues. You will also confer a favor on us by mentioning American Home.

BOBBINK & ATKINS, Rutherford, New Jersey



## Experts recommend the "Dreer Dozen" Roses

The twelve varieties in this perfectly balanced collection of roses were carefully selected for those who wish only a limited number but want a supply of extra choice flowers to cut throughout the season. The selection was also made to include roses which do well in all sections of the country. They are:

**Mme. Butterfly.** Light, soft pink, tinted yellow at base of petals.

**Mme. Edouard Herriot.** (The daily Mail Rose.) A superb coral-red shaded with yellow and bright rosy scarlet, passing to shrimp-red. A wonderful color combination.

**Mme. Jules Bouche.** White centre with faintly tinted blush. The ideal white bedding rose.

**Radiance.** Brilliant carmine-pink with salmon-pink and yellow shadings. Should be in every garden.

**Red Radiance.** A counterpart of Radiance but a bright cerise-red.

**Betty Uprichard.** Inside, delicate salmon-pink to carmine; outside, glowing carmine with coppery sheen.

**Duchess of Wellington.** An intense saffron-yellow stained deep crimson.

**Etoile de Hollande.** Brilliant crimson-red, the best all around red bedding rose.

**Felicity.** Mallow-pink shading to bright cerise at edges.

**Miss Rowena Thom.** A blending of fiery rose, rosy mauve and old gold.

**Mrs. Erskine Pembroke Thom.** A rich, deep lemon-yellow—the best yellow bedding rose.

**Mrs. Henry Bowles.** An intense, brilliant pink with lighter salmon-pink shadings.

Strong two-year-old plants of any of these roses, \$1 each, or \$11 for the dozen, \$90 per 100.

### The new Anemone-flowered Clematis a gem among climbing plants

This beautiful climber is a strong, vigorous grower, perfectly hardy and proof against disease and insects. The Windflower-like blooms are white flushed with mauve-pink and are from 1½ to 2 inches in diameter. Strong plants, \$1 each.

### Dreer's Garden Book

has for nearly a hundred years been the guide book of amateur and professional gardeners in all parts of the country. It lists all worth while varieties of flowers and vegetables and pictures hundreds of them. Its cultural advice is invaluable.

For a free copy mention this publication  
and be sure to address Dept. D.

**DREER'S**  
1306 SPRING GARDEN ST.  
PHILADELPHIA, PA.

## Perennials to plant now

Continued from page 37

The grouping of varieties to make pleasing color combinations is a subject by itself and numerous effective plantings may be worked out. This is a phase of gardening that may easily become an interesting hobby. In planting a mixed perennial border there is little danger of clashing colors if you will avoid planting such combinations as cardinal and crimson when they bloom at the same season. The fact is that few flowers really clash because they are so set off with foils of greenery. Using liberal quantities of white flowers in a border also tends to blend everything together.

In spring planting we are dealing with plants in active growth. For this reason they must not be out of the ground any longer than actually necessary. Dormant plants in the fall will stand much more abuse. If you cannot place a plant in its permanent location at once, heel it in temporarily. Where possible, most plants should be moved with some soil around their roots though things like Hollyhock, Hardy Aster, Helium, and others seem to withstand a lot of exposure.

Regardless of what season of the year you plant perennials take great care to prepare the soil thoroughly. Nearly all perennials need soil that is rich in plant food but most of them resent manure in contact with their roots. Perennials need a reserve supply of food in the soil because they are usually left in one location for several years and, being deep rooted, it is difficult to add food and place it where the roots can make the best use of it. Compost, lots of it, and well-rotted manure thoroughly mixed with the soil to a depth of eighteen inches is ideal preparation. If compost is not available humus in some form may be had commercially. Pulverized peat moss is good but too much of it makes soil acid and it must be watered well just after being added. Bone meal and coarse ground bone or button bone is food that lasts well in the soil, the button bone does little good the first season but gradually becomes available thereafter. All forms of ground bone may be used liberally, but the best general answer to feeding is a general complete fertilizer.

In considering the specific perennials that may be planted in the spring we naturally divide them into three classes according to their height of growth. The taller kinds for the rear of the border include some of the most showy varieties. I'll just mention ten though there are others that might be included. Aconitum is an excellent blue flower that does very well in shady places. Several varieties are offered ranging in season of bloom from July to very late in the fall. As the tuberous roots are poisonous, avoid planting where they might be mistaken for vegetables. The fall Asters or Michaelmas Daisies do not seem to be appreciated as much as their good qualities warrant. This may be because they are native to this country. Our English cousins prize them highly and have improved them extensively. One of the reasons they are not overly popular may be because very few gardeners divide and replant them every second year as they should. Allowing the clumps

to become crowded results in poor growth and inferior blossoms. If you have any clumps of Hardy Aster dig them at once and divide to single shoots, plant them in reasonably good soil, and you will be surprised at the results.

Boltonia, Helenium, and Helianthus need handling just as does the Hardy Aster and when treated this way are very desirable in the border. The first two are valuable to plant at the rear of spaces where there is a blank during the latter part of the summer—for example, back of Oriental Poppies. When the tall stalks of Helenium or Boltonia have about reached full height they may be bent over and pegged down across the bare spot and their flowering branches will grow up and make a veritable sheet of bloom.

Delphinium is by far the best tall blue perennial. Spring planting is satisfactory though newly set plants will hardly make as vigorous growth early in the season and the June display will not be quite as good as that from plants which have not been disturbed. Be sure to spray all Delphiniums every ten days with nicotine from the time growth starts in the spring right through the season. This is to prevent blight or rust and must be done thoroughly covering every part of the plant particularly the under side of the leaf.

Foxglove (*Digitalis*) is very showy in a mass and should always be planted that way. When moving in the spring keep plenty of soil around the roots. It is by nature a biennial and to preserve the plant for flowering another year all flower stalks must be removed as quickly as the flowers fade and before seed is formed. If the plants are permitted to produce a crop of seed their life cycle is complete and they usually die. Hollyhocks are also biennials and must be treated the same way. With both it is well to keep a supply of young plants coming on all the time to replace any that may not live. Hollyhocks are likely to become a pest when allowed to seed themselves all over the borders.

Hibiscus is one of our showiest tall perennials, especially the newer hybrids. Originally an inhabitant of the marshes these new types will thrive in dry soil as well as wet. They are very late starting growth in the spring, so don't think they are dead and dig them up. *Thalictrum dipterocarpum* is not nearly as well known as its good qualities warrant. It is one of the most beautiful of the taller-growing perennials blooming in August and September. Plant a clump of pink Anemones in front of it and you have a picture of delightful charm. This totals ten of the taller growing perennials that may be planted in the spring. You'll find them all valuable in your borders.

Now for ten perennials of medium height that may be used in masses throughout the borders. Medium height plants should be used liberally in all borders. Hardy Phlox in a host of named varieties proves very valuable but must be sprayed with bordeaux, like Delphinium, to prevent the blight or rust. Early spring planting is (Continued on page 38)



# For Quick Sure Results

## BELL FLOWERS

Campanula is their other name. There are many kinds; both dwarf and tall growing. All in lovely shades of blue or white. We especially recommend the dwarf Carpatica in blue or white. It makes a lovely edging to any bed or walk. Does well in shade or sun.

3 for \$1    12 for \$3  
100 for \$20



**J**UST to save a few pennies per plant, are you willing to wait two or more years for the results you might just as well have had this first year? Not to mention the heavy losses which are unavoidable with plants that have not stood our survival-of-the-fittest test.

Facing the facts, here is what happens. Your penny saving plants will be worth all you pay for them. No more. You get penny values. But such plants can't be vigorous ones that have stood their ground through at least two winters, such as Wayside sells. They can't have their abundant root growth, that means for you a quick strong start, soon as planted.

In short, the penny saving kind are still in short pants when you buy them. While Wayside Gardens' have reached the long pants age, so to speak, and are filled with life and vigor. Wayside plants are a finished product of highest quality. You can depend on their giving you quick satisfactory results *the first year*.

Furthermore, we flatly guarantee that every plant will reach you in perfect condition and if given half a chance, bloom the first year. Anything not good, we cheerfully and promptly make good. No haggling correspondence about it either. *We at once* make good.

Such therefore, are the advantages of Wayside Gardens quality rock and hardy plants. Send for the catalog. Order early. Insure your having satisfactory results the first year.



# Wayside Gardens

MENTOR, OHIO

## GILLETT'S



### Special for Rockery Enthusiasts

ROCK gardening is now recognized as the most alluring form of the great garden hobby. It is the tonic that will "pep up" waning garden enthusiasm. If you do not have a rockery as yet, start one now. If you already own one, enlarge it or build another one. And here is where we are willing to help.

### Rock Garden Collection of 100 Plants for only \$12.00

We will supply ten plants each of ten distinctly worth while kinds, including such favorites as Sedums, Hens and Chickens, Rock Cress, Ferns, etc. Half the collection (50 plants) for \$6.50. Selection of varieties to be left to us.

If you have a leaning toward the naturalistic type of gardening you will be delighted with our catalog. Please ask for your free copy today.

Gillett's Fern & Flower Farm  
3 Main Street Southwick, Mass.



# A Garden Full of Lilies

for \$3.00



### Lilies for Spring Planting

The American garden lover will be pleased to know that, where heretofore they have been obliged to plant their lily garden in the autumn, they may now secure many of the finest lily bulbs for spring planting.

This has been brought about by the wonderful advancement made in the science of refrigeration, with the result that commercial florists have been growing them to bloom at any time of the year desired from bulbs taken from cold storage.

### Special Offer — 12 Beautiful Lilies for \$3.00

Three Bulbs Each of Four Fine Varieties

**Auratum** — The Golden-Banded Lily of Japan.    **Magnificum** — The beautiful pink spotted Lily of Japan.

**Regale (Royal Lily)** — The gem discovered in the mountains of China.    **Tigrinum (Tiger Lily)** — A famous lily widely grown in our country.

All bulbs of good out-door planting size. Plant in April and May for Summer Blooming.

Our 1931 Seed Annual sent on request

# Stump & Walter Co

Branch Stores:  
White Plains, N. Y.  
Stamford, Conn.    30-32 Barclay Street  
NEW YORK

Branch Stores  
Newark, N. J.  
Englewood, N. J.  
Hempstead, L. I.

# Destroy Insect Pests in Their Early Stages

Spray your flowers, plants, shrubs and evergreens frequently and thoroughly at this time with Wilson's O. K. Plant Spray to insure strong and vigorous growth throughout the season.



Wilson's O. K. Plant Spray is sold by leading stores everywhere and the genuine may be identified by the famous Trade Mark. Write us, if your dealer cannot supply your requirements.

### Wilson's Awine (Pyrethrum Spray)

Non-poisonous, highly concentrated PYRETHRUM spray. Easily controls more resistant type of insect such as Japanese Beetle, Red Spider, Rose Chafer, Cabbage Worm, White Fly, etc. Complete, requiring only a dilution with water.

Then there is Wilson's SCALE-O . . . the powerful dormant spray so necessary to the successful growth of fruit and other trees. Scale-O kills Scale insects and eggs—even in Winter. Mixes readily in cold water . . . covers very rapidly and evenly. 1 Gallon \$2.00; 5 Gallons \$9.00.

Andrew Wilson  
Dept. A4  
SPRINGFIELD, NEW JERSEY

## SOIL Texture absolutely controls plant growth

While plants and flowers depend upon a number of elements, soil texture regulates the functioning of them all. Soil texture, or its physical condition is the *very life* to plants.

With proper soil texture, plants breathe, secure their food, find correct conditions for root development—expand, grow. With improper soil conditions (sand, clay, inadequate humus) they wither and die or are poor and spindly. Poor results are usually due to improper soil conditions more than to lack of fertilizing elements, because correct soil texture is absolutely necessary to make the fertilizing elements available.

Give your plants the chance to grow a strong, virile functioning root system by conditioning the soil with G. P. M. Peat Moss this spring. This organic matter contributes active or "live" humus to soil over a longer period of time than any other substitute medium. But, be sure it is G. P. M. you buy. If all peat moss was of as high quality as G. P. M. it wouldn't make any difference which you used; but it isn't so be safe. In one and only one peat moss can you expect the best returns at least cost. When you use G. P. M. your flowers and lawn will grow as never before. Let us tell you more about this. Get our literature and prices.



## PEAT MOSS

Regulates Soil Texture

MAKES POOR SOIL GOOD AND GOOD SOIL BETTER



## A REAL BEAUTY FOOD FOR LAWNS AND GARDENS

A healthy looking garden is always beautiful—but health *only* comes from the *right* kind of food. DRICONURE is Nature's Own Fertilizer—contains all the vitalizing elements of deodorized fresh cow manure, and peat moss in readily available form. Nitrogen for foliage and growth; phosphoric acid for stimulating flowering and fruiting; potash for building tissue . . . in fact DRICONURE just "teems" with life-giving organisms so necessary to plant life . . . and it gives lasting effects that carry over a much greater period of time than the average fertilizer.

But better still, DRICONURE is really an old friend in a new form. It is cow manure from dairies where peat moss was used for bedding . . . specially processed. After the peat moss has become thoroughly saturated with the manure the whole is dehydrated, reduced, giving an absolutely safe fertilizer that will not burn, is odorless, free of weed seeds, finely granulated and pleasant to handle. Use it for top dressing lawns and in general garden work. You know it is safe! Driconure is a much better fertilizer!



Atkins & Durbrow, Inc.  
B-25 Burling Slip  
New York, N. Y.

## Perennials to plant now

Continued from page 80

satisfactory but all clumps should be divided every third year. You must never allow Phlox to go to seed as self-sown seedlings are almost always inferior and soon spoil a planting. It is the growing of these volunteer seedlings that causes the complaint that Phlox "runs out." Gypsophila is one of the long-lived and most desirable perennials. The new variety Bristol Fairy is extra choice. Never move an established plant unless absolutely necessary as they are very deep rooted. Hemerocallis has been greatly improved in recent years and many of the hybrids are very choice. Their season of bloom has been lengthened and the flowers are larger.

Coreopsis and Gaillardia are two of the most important perennials because of their long season of bloom. They bloom from early in the season till killing frost and can always be depended upon to make a bright spot of color. Veronica comes in a variety of forms but *V. longifolia subsessilis* is an indispensable blue for the hardy border. Good also for cutting and should be planted liberally. Astilbe, better known as Spirea, sold so much potted up at Easter, is perfectly at home in the border and comes in many delightful forms. It should be planted in every garden but not as liberally as some other things because its season of bloom is comparatively short. The Japanese Anemone is one of our most delightful fall flowers. It resents being disturbed, so move with a large ball of soil. As their roots are very close to the surface, it is best to mulch them lightly and do not cultivate.

Chrysanthemum is another flower that does not receive the attention it deserves and doubtless it is largely because its requirements are not understood. To give the best results Chrysanthemums must be divided to single stems each spring or new plants started from green cuttings. Clumps crowd themselves, produce smaller blooms, and readily fall prey to their enemies. Young plants started anew each spring and kept growing vigorously will bloom profusely and prove one of the most satisfactory fall flowers. Iris are by great odds one of the most important flowers of medium height and except in sections having a great amount of rain in the spring may be planted at this time.

The best time to plant is just after their blooming season is over. Practically all Iris must be divided and reset every third year. Don't neglect this if you want quality bloom.

Ten good dwarf perennials for spring planting are not so easy to find because so many of the low growing things bloom too early to recommend their being moved at this time. Of course, with potted plants almost anything can be planted, but this is not always practical. Dianthus in many varieties, Myosotis, and Viola Jersey Gem are three of the most desirable, and the blue Perennial Flax is a good fourth. These are satisfactory almost anywhere. Oenothera is not very common but should be included in every border. Several of the Sedums, Thymus, Sempervivum, and Tunica saxifraga, while generally classed as rock plants will do nicely in the hardy border. As a final one of the ten dwarfs, Veronica rupestris is a perfect gem. This and some of the others are best planted from pots and most growers handle them this way.

No spring planting list would be complete without reference to Lilies. They are fast finding an important place for themselves in our borders. At this season the following species may be planted: auratum, browni, elegans, hansonii, henryi, regale, speciosum, and tigrinum. If you are limited to just one kind, by all means let it be Regal. This is the finest all-round Lily for the average garden.

Two important perennials that should never be planted in the spring are the Peony and the Oriental Poppy. Plant the latter in August when they are dormant and may be moved with perfect safety, and the Peony in September and October. Both are worthy of a place in every garden but it is a serious mistake to move either of them now. Peonies disturbed in the spring have been known to sulk and refuse to bloom for several years and it is nearly always death to a poppy to dig it at this season.

The above is by no means all the perennials that may be moved in the spring, but you will produce a most worth while garden should you confine yourself to them. As your garden experience becomes greater you will find that the rules for planting and transplanting are very flexible.

## Pruning for better bloom

Continued from page 42

arching branches that have borne flowers—these are spent and never again will flower well. Their removal promotes a new growth of flowering wood for the following season.

The Forsythia is in a class by itself as the best blooms come on light twiggy branches, generally laterals (side branches). The vigorous shoots coming each year from the base do not bloom—or very sparingly—the second year, but they will then grow laterals which will be a beautiful sight the following year. After that, these laterals are cut off at about an inch or so from the main stalks from which new laterals will grow.

Hydrangea hortensis (French Hydrangea) blooms only at the end of the previous year's growth, and this accounts for their reputation of not being hardy in certain sections. The plants are hardy nearly anywhere, but where they have frozen back, they will not bloom that year. These Hydrangeas should not be pruned except in late summer after their "heads" have become discolored, which some do very ungracefully.

Lilacs have also a distinct habit of their own of forming very early the flower buds for the following season, and in June (Continued on page 84)





### The Beauty of Hardy Ferns

Cannot be described by any words at my command. You know how it is sometimes impossible to say what you feel. But these Ferns, we have an immense supply of them, great, big, waving Osmundas and Ostriches of the rich meadows and woodlands, the Crested Ferns and Sensitive Fern of the swamps, graceful Maidenhair and Bladder-fern, Evergreen Wood and Christmas Ferns, and tiny Spleenworts and Woodsias that seem about to fall off the rocks, until you discover what a toehold they have.

We want you to have some of these beautiful Native Ferns and make you the following offer, good until May first, 1931.

12 Cinnamon Fern, 12 Maidenhair Fern, 12 Hayscented Fern, 12 Christmas Fern, 12 Berry Bladderfern, 12 Evergreen Woodfern, 2 Climbing Fern, the very rare Lygodium palmatum.

All the above 74 Hardy Ferns for \$10.00; or one half the collection for \$5.50, you to pay express charges.

If you have not received our 1931 catalog of Evergreens, Shrubs, Roses, Vines, Fruits and Perennials, we will gladly send you a copy.

George D. Aiken

Box V Putney, Vermont

"Grown in Vermont, It's Hardy"

### The Colonial Sun Dial



The ideal garden or lawn ornament. Of cast metal, 11" diam. 8 lbs. Gray and gold, or bronze lacquer.

Motto—"Time takes all but memories."

Postpaid \$3.50

A. H. PATCH, Craft Dept.  
124 Black Hawk Park Clarksville, Tenn.  
"ASK FOR CATALOG of lawn and lily pool ornaments, garden furniture, sun dials, gazing globes, etc."

## Scott's Creeping Bent for



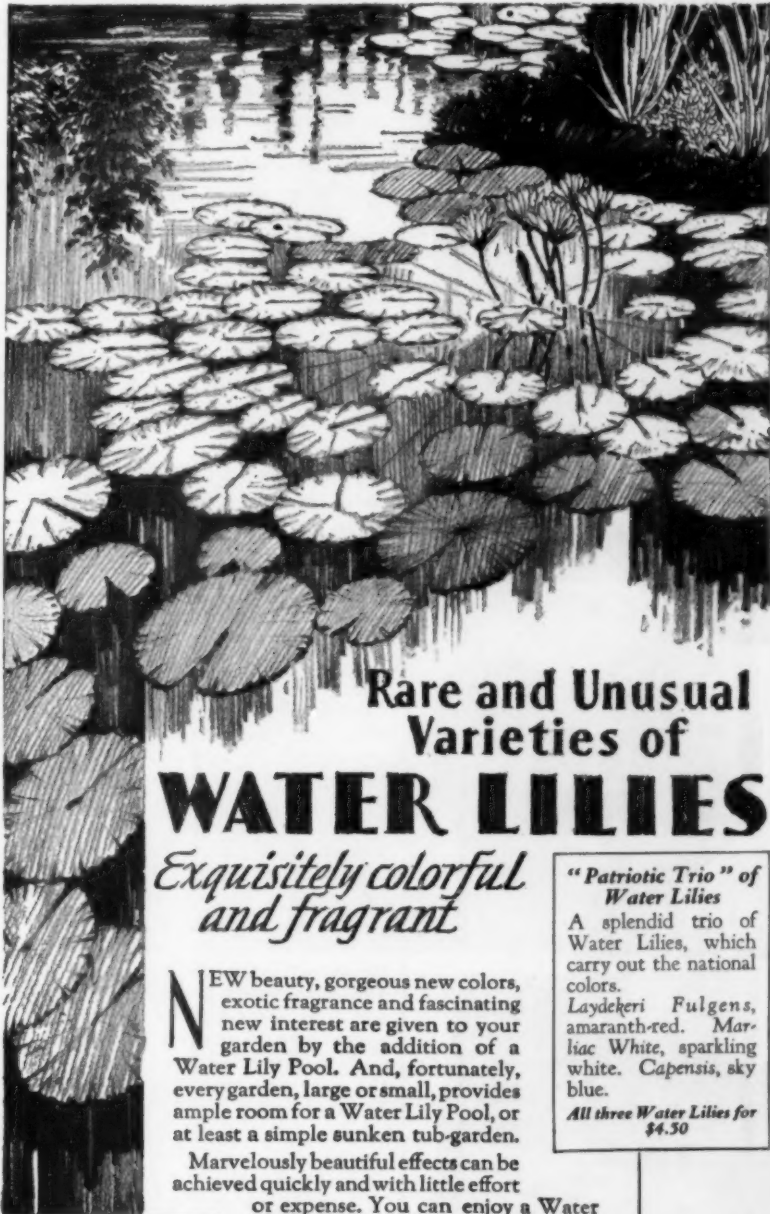
### Perfect Lawns!

Sod in six weeks! A rich, velvety stretch of lawn that chokes out weeds before they can grow! A deep, thick, uniform turf that's everlasting. With proper care no reseeding is ever necessary. Grows readily anywhere except in extreme south.

#### The New Super-Lawn

Instead of sowing seed, you plant stolons or the chopped grass—and in a few weeks you have a lawn like the deep green pile of a Turkish carpet. Read all about this unusual grass in our illustrated booklet, "Bent Lawns." Write for it.

O. M. Scott & Sons Co.  
301 Main Street Marysville, Ohio



## Rare and Unusual Varieties of WATER LILIES

Exquisitely colorful and fragrant

NEW beauty, gorgeous new colors, exotic fragrance and fascinating new interest are given to your garden by the addition of a Water Lily Pool. And, fortunately, every garden, large or small, provides ample room for a Water Lily Pool, or at least a simple sunken tub-garden.

Marvelously beautiful effects can be achieved quickly and with little effort

or expense. You can enjoy a Water Lily Pool this summer if you plan now.

#### Rainbow Collection of Water Lilies

Five gorgeous Water Lilies.

Morning Glory, pink. Gloriosa, red. Paul Hariot, orange. Chromatella, yellow. Blue Beauty, rich blue.

All five Water Lilies for \$12

#### Illustrated Catalog FREE

Shows how to construct a pool or plant a tub-garden. Describes our immense collection of Water Lilies and Aquatic Plants. Many illustrations in natural colors. Gives cultural directions. Write for FREE copy.

#### Mir-A-Pool. New! A Portable Pool for your Garden

A ready made, inexpensive pool, 4 ft.

9 in. by 7 ft. 7 in. Made of heavy fabric, chemically treated and coated with asphaltum rubber compound, to make waterproof. Simply excavate and lay the Mir-A-Pool in place. Guaranteed. Fully illustrated and described in our Free Catalog.

#### Complete Small Pool Collection

Three Water Lily plants, pink, blue, yellow; twenty Aquatic Plants; twelve Goldfishes, two Calico fishes; Assortment of Tadpoles, Jap and Ramshorn Snails, etc.; Carton of Praefecta Fertilizer. Shipping Can. All for \$10.50



Wm. Tricker Inc.

1403 Brookside Avenue

Saddle River, New Jersey

## A spray that kills ALL garden bugs



This picture shows a few of the chewing insects that attack gardens: Rosebug, Flea Beetle, Colorado Potato Beetle (Potato Bug), Celery Caterpillar, and Cabbage Worm. There are many other chewing insects, such as Mexican Bean Beetle, Japanese and Asiatic Beetles.



Here are some common sucking insects (greatly magnified). This classification includes many varieties of Aphis (plant lice); also Thrips, Leaf-Hoppers, etc.

TWO kinds of bugs attack gardens. One chews the foliage; the other sucks vital juices from the plant.

Till now, gardeners could not get a complete spray that would kill both kinds. Those who didn't know one bug from another often lost their vegetables or flowers in spite of spraying.

But now, in Nicotine Pyrox, there is one spray that gives complete protection. It kills all of the 31 common types of insects—sucking and chewing bugs alike—and controls plant diseases as well. And it's so easy to use! Just mix it with water, and spray.

Get a jar today and keep your garden safe. At leading hardware and seed stores, in 50¢ and larger sizes.

FREE: Write for free booklet, "What and When to Spray," which tells all you need to know about protecting your vegetables, flowers, and


shrubs. Bowker Chemical Co., Dept. A-1, 419 Fourth Avenue, New York, N.Y.



Just mix with water—and spray

# Nicotine Pyrox

REG. U.S. PAT. OFF.



## The Jacobsen Roller Mower It Cuts-It Smooths

The Jacobsen "Estate" power mower does two things at once. It cuts. It rolls. It is a "turf-builder," a lawn conditioner. Its large traction rollers do not pack or scar the lawn. Its many refinements give it preference on the world's finest estates. Mower is built in two sizes—24" and 30."

### a Jacobsen-bred Aristocrat of the Lawn

A true replica of the famous Jacobsen Putting Green Mower. Typical Jacobsen features include auto-type differential; high speed reel for finer cutting; separate clutches for reel and traction unit controlled from steering handle. Jacobsen-built motor with a world of dependable power.

### FREE Demonstration

Take nothing for granted. Let us show you on your own lawn without cost or obligation. You name the date. We demonstrate the "velvety" cut of the Jacobsen. There is a Jacobsen for every type of lawn—for cutting one to fifteen acres per day. Sales and service everywhere. Write today.

**JACOBSEN MFG. CO.**

742 Washington Ave., Racine, Wis.

Hymen Bird Estate,  
Narragansett Pier, R.I.

JACOBSEN MFG. CO., 742 Washington Ave., Racine, Wis.  
Gentlemen: I am interested in:  
 Jacobsen Catalog and prices. The size of my lawn is.....  
 Free demonstration particulars.

Name .....  
Address .....

Clip and  
Mail  
This  
Coupon



Lloyd Franks  
Estate,  
Portland,  
Ore.



Hatley Castle  
Victoria,  
B.C.



Edger B. Stern  
Estate,  
New Orleans,  
La.



1-31

## Pruning for better bloom

Continued from page 82

an expert eye can already tell how many flower spikes the plant will produce the next season. This means that Lilacs should never be pruned at the top unless it is necessary and with the understanding that a plant so pruned will not bloom until the second or even the third year. Until the shrub becomes very large, blooms should not be picked for bouquets, as it is impossible to get these without some already well developed side branches which will be the bearers of the following year's blooms. In general, pruning Lilacs should be limited to removing the faded blooms, preventing these from going to seed. Another necessary part of pruning is to remove all the undergrowth, which often are suckers if the variety has been grafted. Keep the base clean. I think a word can be added here against planting just "Lilacs." The old-fashioned Lilacs take many years to bloom, while the French hybrids start to bloom "their head off" while still small. Lilacs are subject to oyster shell scale, a pest hard to fight because it is protected by an impervious shell; but it can be fought and exterminated with fish oil soap or lime-sulphur preparations applied in spring and fall.

Philadelphus—the popular name of which has been Syringa for centuries—and also, justly called Mock-orange because it is the "orange blossom" of the north. It will gain in appearance for the rest of the season and produce a better crop of blooms the following year if seed pods are removed early.

Tamarisk is justly coming back into favor. There are two kinds requiring different treatments, the spring flowering (*T. gallica*, *japonica*, and *tetrandra*) should not be pruned until after blooming; while the summer blooming *T. aestivalis* (*pentandra*) late July or August, and *T. hispida*, September-October, should be pruned in the spring, or at least shaped as the shrub is not of a compact, regular form.

The Viburnum or Snowball family is a large one, some are sterile and the faded blooms are cut off to clean the shrub; those bearing fruits, and these are many, are not pruned because these berries, some red, some black, and others purple-black like small grapes, are ornamental.

### RHODODENDRONS AND AZALEAS

It is often said that Rhododendrons and Azaleas bloom profusely only every two years. It may be true for some varieties but the flowering would be equally abundant each year if the blooms were removed as soon as faded. The flower buds develop early for the following year at the same time as the seeds are forming, and these are likely to exhaust the plant thus preventing the bloom buds from forming. The following year, the blooms being scarce, the seeds will be few to feed, therefore bloom buds come in abundance and thus is the two year cycle established. Remove the flowers and enjoy your plant every year. No pruning shears or knife are needed as the flowers break off with but little pressure.

## Planting gladiolus for all-summer bloom

Continued from page 44

those having sturdy dwarf or medium height stalks are much to be preferred. Of the smaller flowered types, the stems need not be limited as to height, as they are generally tough and wiry, and in a general way are the best for adding beauty and bringing continuity of bloom in a garden planting of Gladiolus.

When planting to obtain the best effect throughout the group, the different sized bulbs of each variety should be mixed and planted about four inches apart each way, and about four to five inches deep, the greater depth in light soil, that the plants may aid one another in staying upright in a storm and thus carrying on the beauty of the planting throughout its long blooming season. Have the soil fairly rich, which is easy of accomplishment by giving a top dressing of poultry or other manure (not fresh) just after planting and once or twice more during the season.

found when the original stocks are harvested. Repeat this from season to season.

One of the happiest situations for a long season of Gladiolus bloom is in the perennial border, in broad masses or sizable clumps in color harmony amongst the hardy plants—almost any color combination is possible with the Gladiolus, preferably using self-colored ones, or those having large contrasting throat blotches.

### SOME SUGGESTED VARIETIES

Here is a list of suggested varieties, but the offerings of Gladiolus varieties are so numerous that there is abundant room for each gardener to make his own selections according to his fancy:

*Large Flowered.* Scarlet Princeps (scarlet); Los Angeles (deep salmon); Miss T. Rose (Buff); Gold Eagle (yellow); Orange Queen (orange); Giant Nymph (pure pink); Henry C. Goehl (white); Kalamazoo (purple); Rosita (rose); Opalescent (lavender).

*Small Flowered.* Souvenir (yellow); Scarletta (scarlet); Mrs. L. S. Hubbard (plum); Maidens Blush (pale rose-pink); Virginia Lou (old rose); Golden Frills (orange-yellow); Patricia Carter (rich pink); Viola Bird (deep lavender); Sydonia (purple); Jewel (salmon pink).

### HARVESTING THE BULBS

To make this plan a success from season to season, it is but necessary to harvest the bulbs in the fall, store as you would potatoes after cleaning them, and then the following spring order more stock of the smaller sizes ranging from No. 3 down to No. 5, as but few small-sized bulbs will be

## INDIVIDUALITY

Nowhere is there a greater opportunity in which to express one's individual taste and personality than in the planting of a garden.

Whether your inclinations are mild and conservative and best interpreted with the soft shades of Dogwoods, Flowering Crab Apples, Roses, and the pastel shades among perennials or are better expressed by the bolder more vivid colors such as Azaleas, Japan Quince, the Autumn foliage of Euonymus and Vaccinium, we are prepared to supply your needs.

We have at our nurseries Evergreens, Flowering Shrubs, Trees, and Perennials in a truly remarkable variety and quantity. We state this modestly but hope you will challenge the statement by visiting our nurseries and see for yourself just how extensive they are.

Write for our new 1931 illustrated handbook. You will find it most helpful and a complete reference to our landscape and garden materials. It will be sent free east of Mississippi and north of the Potomac (the territory we can best serve)—elsewhere upon receipt of fifty cents.

### Bay State Nurseries

Incorporated

Main Office—519 Adams Street  
North Abington, Mass.

Sales offices are maintained at both Framingham and North Abington as in the past. Correspondence may be directed to either office as you prefer.

# Burpee's Seeds Grow

The Vegetables and Flowers you would like to see growing in your garden—read all about them in

### Burpee's Annual Garden Book—Free

This is the catalog that tells the plain truth about the best "Seeds That Grow." It describes the Burpee Quality Seeds, Bulbs, and Plants. Write for your free copy today.

W. ATLEE BURPEE CO.

208 Burpee Building Philadelphia, Pa.

## PETERSON'S ROSES

Recognized to be the acme of perfection in field-grown Roses.

### "A Little Book About Roses"

(1930-1931 issue)

A valuable handbook (a Rose catalog, plus) on the care and selection of the "cream" of outdoor varieties is sent upon request and to all customers of record.

Pacific coast residents please remit 25¢

Geo. H. Peterson, Inc.

Rose and Peony Specialists for 28 years

Box C Fair Lawn, N. J.

# 8 GREAT \$3.50 DAHLIAS (Value \$7.50)

Eight great dahlias, at an actual saving of \$4.00 if you order them from this Advt. When ordering ask for...

## DAHLIADEL EIGHT

JANE HALL MRS. I. DE VER WARNER NANAQUAKET MRS. F. A. C. PERRINE  
ROMAN EAGLE JERSEY'S SWEETHEART C. B. GITHENS JERSEY'S BEAUTY  
Complete instructions and a key to pruning each variety for best results is contained in our 1931 catalogue. Here you will find most of the new and all the worthwhile established varieties, many illustrated (some in color). Dahlia lovers the World over are learning the advantages of planting Potash Fed Dahlias. We shall be happy to mail you a FREE copy on request.



## DAHLIADEL NURSERIES

WARREN W. MAYTROT. BOX A VINELAND, N. J.



## Azaleas and Rhododendrons turn somber places into Fairyland

Like gorgeous Oriental tapestries the Azaleas, the Rhododendrons, and the Laurels, fling their colors across the landscape. Orange, yellow, white, pink, rosy purple, are woven into bloom-blankets that make lawns and borders fairylands of color.

At porch entrances, around house walls, in groups along the driveway, native shrubs and broad-leaf evergreens are at their best. In the mountain fastnesses of North Carolina native plants thrive mightily and bring their hardiness and vigor to lowland gardens.

### Azaleas and Rhododendrons Laurel and Leucothoe

are produced in quantities in my fields. All are nursery-grown, strong bushy plants, that will please the most critical buyer.

My Catalogue for Spring of 1931 gives full details of sizes, prices, colors, cultivation, with several special collections of shrubs and plants. A copy will be mailed on request.

E. C. ROBBINS Gardens of the Blue Ridge Box 7, Ashford, N. C.



Stewart Fences are wrought of rust-resisting Iron. The copper-steel Chain Link Wire Fences are galvanized AFTER weaving. The Stewart Oval-Back I-Beam line post is the heaviest in standard use.

Each erection is under Stewart supervision  
The Stewart Iron Works Co., Inc.  
723 Stewart Block Cincinnati, O.

Beautification, protection, privacy—this three-way combination is obtainable in Stewart Fences at moderate cost because we make both Wrought Iron and Chain Link Wire Fences.

Stewart Fences have been outstanding values ever since 1886.

Write for copy of booklet "Preserving the Charm of Your Home."



## 3 BIRD HOUSES \$2.50 POST PAID or \$1.00 each

ATTRACTIONAL, ornamental, enticing Bird Houses that will capture months of delightful song from that musical chorus of throaty Bluebirds, homing Wrens, and Robin Red-Breasts now seeking their summer home. Houses sturdily constructed from choice well-seasoned lumber. All complete. Stained tree brown. Will stand rigors of wind and weather.



BLUE BIRD HOUSE

2-story, 22" x 21" x 21". 28 comp's. Price, \$2.50. Freight paid, ready for post \$12.20.



WREN HOUSE

2-story, 22" x 27" x 21". 28 comp's. \$10.00.



ROBIN ROOST

110—2-story Martin House. (Sizes and prices above)

**GARDEN CRAFT**  
Largest Makers of Garden Furniture  
101 LAKE ST. CRYSTAL LAKE, ILL.

## MARSHALL'S "MATCHLESS" SEEDS

The world's choicest stocks of Flower and Vegetable Seeds, Bulbs and Plants, used for years in America's most famous gardens. Leading American growers and introducers of rare lilies and other flower bulbs;—most beautiful, authentic, ready-reference catalog, covering all departments of Horticulture—128 pages, (newest flowers in colors) mailed FREE.

W. E. MARSHALL & CO. Inc.  
152 West 23rd St. New York

### Golden Rule Dahlia Roots

Give Satisfaction in both Quality and Price. Our motto is "Service."

Write for our Catalogue

**GOLDEN RULE DAHLIA FARM**  
Lebanon, Ohio

"No library complete without Kipling complete"

## BOLENS POWER MOWER

STEEL frame construction provides great strength with rigidity and reduces weight. Cuts close to shrubs. Climbs 35% grade without lugs. Perfect turning without injury to lawn. Easy starting, powerful motor, drop out reel, Alemite, self sharpening, visible, accessible, big cutting capacity. Send COUPON for full information.

Territory for dealers or representatives open.

Gilson Bolens Mfg. Co.  
3303 Park Street Fort Washington, Wis.  
Also mfrs. Bolens Garden Tractor

Name.....  
Address.....  
Type & size lawn.....



# Delphiniums

If you are not acquainted with our Delphiniums, a treat is in store for you. Genius has been defined, as "a capacity for taking pains," and if you could have followed our experts all summer, and noted the infinite care and patience exercised in the selection of our named varieties, you would then see why our Delphiniums lead the world. No expense is being spared to keep up the high standard.

You cannot afford to miss these gorgeous flowers. Place your order early enough in the spring, so we can guarantee complete satisfaction.

## SPECIAL OFFER

We are now featuring our newest Delphiniums, a giant strain imported from England. The growth is from 4 to 6 feet in height, individual flowers up to 3½ inches in diameter. We believe we are the only growers in America offering this stock. Strong, sturdy, field-grown clumps, of blooming age. 10 different or your own selection.

10 for \$25.00

**BLUE DARLING:** Very light blue, tinge of mauve in inner petals, black centers, dusted with gold. **MILLICENT BLACKMORE:** Medium blue and violet-mauve, black irregular center. **JAMES W. KELWAY:** Clear bright blue and deep mauve, distinct white center. **MRS. NEWTON LEES:** Mauve, edged Chinese blue, distinctive tan center, very full double flower. **VIOLET ROBINSON:** Dark, rich purple tipped bright blue, white center, striped with purple. **SIR DOUGLAS HAIG:** Medium blue and rosy mauve, dark center. **DUSKY MONARCH:** Deep purple, dark center. **PURPLE GLORY:** Rich purple, white eye. Double, cup-shaped flowers closely placed on tall stately spikes. **MRS. A. J. WATSON:** Double soft blue inside petal, rosy mauve lips, striped black center. **LADY GWENDOLIN:** Another lovely sky blue with a glow of violet back of the large white center.

*Totty's*

MADISON  
NEW JERSEY



SEND TODAY  
FOR YOUR  
FREE COPY  
OF TOTTY'S  
1931 CATALOG

Totty's, Desk F4, Madison, N. J.

Gentlemen:

Enclosed find \$\_\_\_\_\_ (check or money order) for which send me \_\_\_\_\_ collections of Delphiniums at 10 for \$25.00. (If you wish to make your own selection, attach memorandum to this coupon).

If you want catalog check here

NAME \_\_\_\_\_

ADDRESS \_\_\_\_\_

CITY \_\_\_\_\_

STATE \_\_\_\_\_

## Garden reminders

### North

**The Flower Garden**—In the hotbed sow seeds of Asters, Petunias, and Heliotrope.

In the open ground sow Mignonette, Dianthus, Cosmos, Gypsophila, Eschscholtzia, Nasturtium, Lavatera, and Centaurea. These plants are not easy to shift, and should be started where they are to grow.

Prepare beds for planting those seeds and seedlings which will go out later this month or next month.

Tulips, Hyacinths, etc., will be in bloom shortly. Uncover bulb beds.

Continue to plant Roses. Take covering away gradually. Pruning of last year's plants should have been done last month. If you neglected it, do so before plants begin to grow.

Tuberose, as well as Gladiolus, may be sown about the middle of the month. It is advisable to make plantings of Gladiolus every two weeks for eight weeks. This will give a succession of bloom.

Set out Pansies that have wintered in the coldframe.

Sow Sweet-peas early this month if you didn't get to it in March.

Seeds started in the sunporch boxes last month will be ready for transplanting soon.

Divide and reset perennials that have been in the ground for three years.

Take out the forced bulbs and Easter plants. They may be put into the border.

**The Vegetable Garden**—In the hotbed sow seeds of Cucumber, Melon, Pepper, Tomato, Eggplant.

In the open ground sow Beets, Brussels sprouts, Early Cabbage, Carrot, Cauliflower, Lettuce, Onion, Parsley, Parsnip, Peas, Potatoes, Celery, Radish, Spinach, Early Turnip, Salsify, and Kohlrabi.

Cabbage, Beets, and Cauliflower started in the frames may be put out.

Make second sowing of Peas two weeks after the first. Successive sowings will result in successive crops.

Vegetables started indoors or in the frame and which are not ready for transplanting should be hardened off.

Stakes should be prepared for use with climbing vegetables.

**Miscellaneous**—Plant new trees and shrubs now if the ground is dry.

Prune Grapes and fruits. Dig around the earth and give them some fertilizer.

Follow spraying instructions; this is an important month for spraying.

Cuttings may be taken of house plants.

If there is room in the coldframe sow seeds of some unusual variety of flower or vegetable.

Evergreens may be transplanted.

Roll the lawn. Give it fresh seed if necessary. Give a top dressing of a good chemical fertilizer if you didn't do it in March.

Put a few Tomato seeds in small pots, to be placed in the coldframe.

Plants started in pots receive a healthy, firm foundation.

Get your supply of seeds at once from a reputable dealer if you have delayed doing it, for May is around the corner, and all annuals should surely be in the ground then.

### The West Coast

Divide perennials growing in clumps. Stake, irrigate, and mulch new shrubs.

Plant Gladiolus for succession, also plant Tigridias and start Tuberose Begonias in sand. Set out Fuchsias in the shade.

Start Chrysanthemum cuttings in sand. Prepare beds for Dahlias and Chrysanthemums.

Divide Violets and transplant. Do not let seed form on Sweetpeas.

Continue sowing seeds of annuals for summer and autumn blooming.

Disbud Roses and spray with nicotine or soap for aphid.

Set out young seedlings of both perennials and annuals, in open beds.

Shift Pansies twice for root growth. Try the new salmon pink Petunias.

Overhaul the window boxes, renew soil, and plant for summer. Try Leadwort (Plumbago larpentae) in the shade.

### South

Prolong the blossoming season of both annuals and perennials by cutting their flowers freely, allowing no seeds to form.

The best way to prune the spring-blooming shrubs, such as Deutzia, Syringa, Forsythia, and Spirea, is to cut the flowering branches to bring indoors or to give away.

Phlox, Pinks, Larkspurs, Snapdragons, and other border plants will bloom into June or later, if worked, watered, and not permitted to make seed.

Plan the fall garden now, and plant for it as well as for midsummer bloom.

**The Flower Garden**—Vines, such as Bougainvillea, Jasmine, Coral Vine (Antigonon), Clematis, Climbing Nightshade (Solanum jasminoides), and Japanese Morning-glory (Ipomea leari) may be planted over fences, garages, and trellises.

Many handsome shrubs for late bloom may now be set out from pots: Althea, Duranta, Hibiscus, Cestrum, Jacobinia, Justicia, Plumbago, Buddleia, Oleander, Crepe-myrtle, Vitex.

For background in large yards Bamboos, Pampas-grass, and the fragrant Vetiver may be used, with Bananas, Ricinus, Thalia, Aralia, Yucca, Canna, Alpinia. In smaller gardens Hedychium and Curcuma, Egyptian Papyrus, Caladiums, Coleus, Acalypha, and Ferns give luxuriant foliage effects. Vary with Dusty Miller (Cineraria and Centaurea) and Artemisia, with their gray-white foliage.

Plant late-blooming bulbs—Crinum, Montbretia, and Zephyranthes; the latter come in white, rose, and yellow.

Seeds of the tenderer annuals may now be sown—Balsam, Browallia, Petunia, Amaranthus, Nasturtium, Portulaca, Torenia, Vinca, Zinnia, to replace the Pansies, Daisies, Candytuft, and other early annuals.

Annual vines, such as Gourds, Maurandya, Thunbergia, and the various Morning-glories, Cypress-vine, Moonflower, etc., may also be sown.

Transplant Pinks, Phlox, Snapdragons, Chinese Forget-me-not, and other (Continued on page 88)

# SAFEGUARD Your Lovely Flowers

THESE tiny green, red or black Aphids feed upon the tender foliage in your garden, and rob your flowers of their beauty. Be prepared to kill these insects. Have on hand a package of "Black Leaf 40," the spray depended upon by gardeners to kill Aphids, Thrip, Leaf-hopper and similar insects.

The garden package of "Black Leaf 40" costing 35c, makes 6 gallons of effective spray. Buy it from your dealer.



Tobacco By-Products & Chemical Corp., Inc., Louisville, Ky.

# Black Leaf 40

## HUMUS

The chief nitrogenous food for plants, at the price sold has no equal as a

### FERTILITY MAKER

\$5.00 for 5 100-lb. bags, \$18.00 per ton, f. o. b. Netcong, N. J. Bulkless. Truck delivery of 2½ tons up within 100 miles at reasonable rates.

Use it now and be ready for spring.

J. G. MARCRUM

Netcong

New Jersey

## Baby Rhododendrons



Why not grow these wonderful Evergreens yourself? It is easily done, effecting a substantial saving from cost of grown plants.

We supply at moderate cost, vigorous Maximums (Rosebay) with long glossy leaves and bearing clusters of pinkish white flowers. Every

shipment brings proper mulch and instructions for planting and care.

In lots of	2	5	10
3 to 6 in. plants	\$2.00	\$4.25	\$ 7.50
6 to 12 in. "	3.50	7.50	12.50

No further expense! Parcel post prepaid.

Rhododendron Gardens Catonsville, Md.

## The Cooper POWER MOWER



Improved, proven mower Construction. Rolls as it cuts. A smooth, velvety turf is the result. A Cooper is the easiest of all power mowers to operate. Long life and trouble-free service is assured by dust tight, gear assemblies. Powered with the famous Briggs & Stratton 4-Cycle engines.

### For Public and Private Lawns of Every Size

Two models . . . 20- and 27-inch cut. Also special putting green mower for golf greens. Write or mail coupon for free literature.

COOPER MFG. CO., Dept. 601, Marshalltown, Iowa  
Send literature on your Power Mowers and name of your nearest dealer

Name.....  
Address.....

## Milbradt Power Lawn Mowers

are roller driven and give the lawn a gentle rolling as they cut. Made in 4 different sizes, suitable for large and small lawns. So easy to operate, a 12-year-old boy can run one. Let us prove it.

LAWNS LIKE VELVET

MILBRADT MANUFACTURING CO.  
2402-04 No. Tenth Street St. Louis, Mo.  
Established 1895

Do you know... how to plant a rose garden?

The easy-reading Barnes Bros. 40-page catalog, "The Easy Way to Beautiful Plantings," gives in a very simple manner much information, both in text and illustration, needed in the planting of a rose garden, rock garden, border screen, corner group, etc. It also contains descriptions of over 1200 magnificent flowers, shrubs and trees, many pictured in full colors. This new catalog marks the 41st year of The Barnes Bros. Nursery Co. Send for it now—be ready when planting time comes. It will help you to beautify your grounds—free in New England, N.Y., N. J., Pa., Del., Md. Elsewhere: 25c. The Barnes Bros. Nursery Co., Box 23, Yalesville, Conn.

a rock garden? a corner group? a border screen?

Send for Book!

## The Original BARNES BROS. NURSERY

Established 1890

## Help with Your Rockery

Perhaps no other form of gardening so tests the skill of the gardener. You will find sound advice given by specialists in coming numbers of the Gardeners' Chronicle. This magazine covers every gardening interest. It is edited by the Secretary of the National Association of Gardeners for men and women who take gardening seriously.

Send \$1.00 for six months' Trial Subscription; \$2 for full year. Current issue included gratis.

GARDENERS' CHRONICLE OF AMERICA

The Only All-Gardening Magazine \$2 per year 25 Cents a Copy

Official Organ National Assn. of Gardeners

**Gardeners' Chronicle**  
522 - A Fifth Avenue, New York City



## A MIRACLE! "Star Roses" planted now will bloom in June

For a profusion of blooms all summer long, plan now. Plant field-tested "Star Roses"—for they are guaranteed to bloom.

This year's "Star Guide to Good Roses" shows the best roses for America—10 "Star" novelties and 200 "Star" favorites—many in color—and makes it easy to choose the best roses for your garden and your climate.

In our 34 years as rose specialists, we have never had better plants than are now ready for you. Early choice is desirable—send today for your "Guide".

THE CONARD-PYLE CO.

Robert Pyle, Pres.

Rose specialists for 34 years West Grove 253, Pa.

## STAR ROSES GUARANTEED TO BLOOM



Easiest and quickest way to water your lawn or garden. No need to waste summer evenings holding a hose. A Shower Pipe puts an end to this tedious work. Eight feet long (two 4 ft. sections) with four sprays. Sprinkles a 10 x 20 ft. area. Reaches every nook and corner. Does away with all hand-watering. A modern sprinkler for the busy man. No moving parts to wear out. Buy a Shower Pipe and you'll never have to buy another sprinkler. Thousands in use. Guaranteed. Low priced. Write for circular.

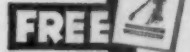
WHITE SHOWERS, INC.  
6453 Dubois St., Detroit, Michigan  
Irrigation equipment of all kinds.

## Grow Finer Lawns and Better Gardens



Plant life responds best to Nature's fertilizer—manure. Wizard is highly concentrated pure sheep manure. It supplies the humus and natural food that all plants need. It is absolutely weedless, economical, safe and easy to use. For your protection insist on Wizard at your seed or garden supply store.

For tips on gardening send for free circular, "How to Make Better Lawns and Gardens"



THE PULVERIZED MANURE CO.  
82 Union Stock Yards Chicago

## NEW POWER NEW SPEED



### THESE Roller MOWERS DEVELOP SOD THAT'S ON A PAR WITH England's

With generous power, completely controlled, the 1931 line of Ideal Mowers has established new standards of cutting perfection and handling ease. The newly designed, precision-built motor is alert, responsive, powerful. It permits a flexibility of operation never before obtainable in a power lawn mower. It throttles down for dexterous handling on difficult places—or instantly releases a smooth, deep flow of power that conquers steep grades and covers the straightaway at a fast pace. (Riding trailer can be furnished with all models.)

Every model adheres to the high Ideal standard that has become traditional through 15 years of manufacture—and service on 25,000 fine lawns—of the world's largest line of mowers. New Roller models develop rich, thick sod by the English rolling system (22 and 30-inch cut). In the new Wheel types, aluminum construction gives lightness at no loss of strength (20 to 25-inch cut). Your request brings illustrated catalog on lawn maintenance.

IDEAL POWER LAWN MOWER CO.  
440 Kalamazoo St., Lansing, Mich.

FACTORY BRANCHES  
413 W. Chicago Ave., Chicago, Ill.  
237 Lafayette St., New York City  
273 Boylston St., Brookline, Mass.  
161 Vestar St., Ferndale (Detroit), Mich.  
Dealers in all principal cities

The New  
**IDEALS**

FIVE SIZES

## Garden reminders

Continued from page 86

annuals planted in February and March, placing them where their roots can run beneath stones or a mulch of leaves, and they will bloom on into the summer.

Perennial Phlox, Golden Glow (Rudbeckia), Salvia—whether blue, red, rose, purple, or white—and other perennials, should be divided now if it has not been done earlier.

Broadcast Mexican Poppies, California Poppies, Coreopsis, Salvia, and other free-flowering annuals, where a mass of color is desired. Klondyke Cosmos, Sunflowers, and Jerusalem Artichoke are effective in fence corners.

The Vegetable Garden—Sow the tender vegetables after Easter—Okra,

Squash, Cucumbers, melons, Cabbage, Sweet Corn.

Plant entire fruit of Mirliton (Vegetable Pear), setting two near each other where the vines can climb over a trellis, and fertilize each other.

Good Friday is the traditional day to plant Beans—both Bush and Pole, Snap and Butter.

Succession sowings of Beets, Radishes, Carrots, etc., may be made this month.

Before it gets too hot, make one more planting of Lettuce, Endive, Cress, Mustard, Swiss Chard, Rockette. Put in Sweet Potato slips, cultivating regularly each week.

Set out Tomatoes when all danger of frost is over.

## In and about the garden

Continued from page 78


had the mites on again so I dusted with Pomodust and nicotine. In the spring a few of the plants were a very sickly green so gave them a trowel of lime and that soon fixed them up.

This spring I intend to use lots of lime and to mulch with tobacco stems. I am hoping tobacco stems will keep the rose bug away from my Roses which is another thing I have to fight.

I think that Delphinium blight is not a blight at all as the plant comes

back so healthy. It is nothing but the red spider or cyclamen mite, and the proper thing to do is to find the host plant and I get provoked every time I read in a magazine that one should dig up and burn Delphiniums that have the blacks. The mite is tiny, colorless, with one dark spot at the head. I also have it in my greenhouse on Cineraria, Primula, and Heliotrope. I am using dusting sulphur and nicotine there.

—Rose W. Burton, Detroit, Michigan.



## DELPHINIUMS

THE acknowledged leaders of the whole Delphinium tribe—the brilliant lights of every modern Flower Border, cherished as are the rare Sapphires, Opals and Amethysts of Milady's precious jewels.

By sheer merit these astonishing creations (now the wonder of the present day floral world) have been moved to the top of the list by competent judges of competitive exhibits everywhere.

Gold Medal award thrice repeated at New York Show, America's greatest compliment to Floral Merit.

Even with the newly added colors and unique forms—the price remains as before—all strong, 2-year field clumps.

### RUN OF FIELD HYBRIDS

Per Dozen \$11.00—Per 100 \$85.00

### SPECIAL SELECTIONS

Each \$2.50—\$5.00—\$7.50.

(These are what I term Super-Hybrids.)

My latest catalog features these and many other notable Hardy Plants in natural colors—mailed free upon request. Ask for Booklet G.

WILLIAM C. DUCKHAM

Rose and Hardy Plant Specialist

Box 144

MADISON, N. J.

Get Them from  
**Duckham**

## HERE ARE HURRY TREES

When occasions require the fastest growth possible . . . a quick screen to shut out undesirable views . . . shade at once for a treeless lawn . . . whatever the reason, page the *Chinese* (or *Siberian*) *Elm* (*Ulmus pumila*)! It makes wood and foliage faster than any other of the desirable species . . . especially in hard, sandy, or dry situations. This is the variety recommended by the late Dr. Wilson. It has proved hardy from Texas to Cape Cod. Phenomenal tales are told of it . . . and most of them, strangely enough, are true! It is important that the hardy, North China strain be used, such as we are offering here.

### The New Chinese (Siberian) Elm

We offer twice transplanted New England grown trees, from selected seed 6 to 8 feet high, as follows:

5 for \$7.50, 10 for \$15.00  
Larger quantities, \$135 per 100

## AND OTHERS—

Many other interesting specials and bargain offers are presented in *Our 1931 Short Guide* to quality nursery products. Many illustrations in color. A booklet of value to all gardeners. Ask for a copy.

## KELSEY NURSERY SERVICE

50 Church St., New York City

Established 1878

## GLADIOLUS BULBS

My famous "RAINBOW COLLECTION" will delight you. One bulb each of 30 different varieties, all colors. Would cost nearly \$3.00 if separately labeled. Blooming size. Planting hints included. Satisfaction guaranteed.

\$1.00 postpaid

Send for my new 36-page GLADIOLUS BOOK, describing 175 beautiful varieties, many new and choice. Has cultural hints, collections, special offers, and 45 illustrations. IT'S FREE!

Howard M. Gillet

Gladiolus Specialist

Box 252 New Lebanon, N. Y.

## Grand New Rose TALISMAN FREE

### Regular Price \$1.50

Awarded more gold medals than any other American Rose. Beautiful long pointed buds, opening into marvelous double flowers—shadings of gold, apricot, pink and old rose. Strong 2-year field-grown plants. Sure to live and thrive. Talisman given FREE with every purchase of

### 4 Splendid Roses \$1.95

These four Roses sell regularly for \$1 each. Our price, including Talisman FREE, \$1.95. BRIARCLIFF—Rose-pink; DOUBLE WHITE KILLARNEY—Fine White; SOUV. de CLAUDIUS FERNET—Yellow; TEMPLAR—Deep Red.

All strong 2- or 3-year-old plants, postpaid, insured delivery at your planting time. Order immediately, as supply of Talisman is limited. Money will be returned if supply is exhausted. Honorable treatment guaranteed. Write for free Booklet—catalogue.

### REYNOLDS' FARMS

R. F. D. No. 59 South Norwalk, Conn.

**SPECIAL LOW PRICE OFFER**  
**LAWN AND GARDEN FURNITURE**  
**BETTER BUILT**



Large, illustrated catalog shows almost one hundred attractive pieces of furniture. Send 10c for your copy.

**NEW CUSTOMERS SPECIAL OFFER**  
Each piece illustrated at left

- | Article                    | Regular Price |
|----------------------------|---------------|
| 1 No. 301A Trellis         | \$ .50        |
| 1 No. 302A Trellis         | \$ .50        |
| 1 No. 650A Wren House      | \$ .50        |
| 1 No. 651A Robin Roost     | \$ .50        |
| 4 Decoy Birds              | \$ .60        |
| <b>Regular Price</b>       | <b>\$2.75</b> |
| <b>New Customers Price</b> | <b>2.00</b>   |

Furnished K. D. and unpainted, with all hardware, Nails and Screws. Shipping weight 14 lbs. Include Parcel Post Charges. Catalog free with each order and satisfaction guaranteed. Send your order today for this extra special value.

**IOWA MFG. COMPANY**  
P. O. Box 179  
SAC CITY, IOWA

**McGREGOR'S**  
**World Famous ROSES**

**SPECIAL** — Six wonderful roses: Golden Ophelia, yellow; Wellesley, pink; Lady Firrie, salmon; Kaiserin White; Briarcliff, cerise; Red Radiance, crimson. All 6, 1 yr. \$1.50; All 6, 2 yr. \$3.92; All 6, 3 yr. (by exp.), \$6.87.

**GERANIUM COLLECTION** — Montmort, violet; Politevine, salmon; Buchner, white; Irvington Beauty, cerise; Mrs. Lawrence, pink; Radio Red, crimson. All 6 for \$1.42.

Send for Our New Catalog. New Roses, Seed and Plant Novelties, House and Garden Plants, Perennials, Shrubs, Rock Plants, etc.

**McGregor Bros. Co.** Box 199  
Springfield, Ohio

**IRIS DELPHINIUMS GLADIOLUS**

Will brighten your gardens more than six months of the year and remain a pleasant memory until they come again. For \$5.00 I will send 15 Iris, 12 Delphiniums and 25 Gladiolus. Iris and Glads all choice named varieties but not labeled. 100 mixed Iris, at least 27 varieties (not labeled) \$5.00. Peonies for September planting. May I send my catalogue to tell you more?

GEO. N. SMITH, 165 Cedar St. Wellesley Hills, Mass.

**5 ROSE BUSHES 35¢**

To get 100,000 customers this season we are making this wonderful offer. Send 35c and we will deliver to you, prepaid, 5 hardy Everblooming Roses, one each of Crimson, Scarlet, Pink, White and Yellow. Order Now and give date you want plants sent. Book of valuable information for planters given with each order. **Burgess Seed & Plant Co.**

418 Rose Department, Galesburg, Michigan

**NEW MULTI COLOR ROSE**  
*President Hoover*

Direct from Originator. Gold Medal Winner. Beautiful pointed buds and large, fragrant flowers. Favorite in florists shops. Strong 2-yr. plants. \$1 postpaid; with 2 other Everbloomers \$2. Send for list. One of America's largest Rose Growers.

L. B. Coddington, Dept. 8, Murray Hill, N. J.

**SPECIALS Iris and Rock Garden Plants!**

- One each of ten named varieties Iris..... \$1.00
  - Five named Rock Garden Plants..... 1.00
  - Five named Dahlia Tubers, labeled..... 1.00
  - 50 Gladioli (in mixture)..... 1.00
  - EXTRA SPECIAL**—10 Iris, 5 named Dahlias, 5 Rock Garden Plants, 50 Gladioli 3.50
- All offers postpaid. Send for new catalog.

**HUGHEL GARDENS, 5348 Ohmer Ave., Indpls., Ind.**

**Fine, Large Specimen EVERGREENS**

including rare English and Japanese Yews, Oriental Spruce, Douglas Fir, etc.

Prices reduced 20% to 30% on all planting materials

**ROSEDALE NURSERIES**

Box A Tarrytown, N. Y.

**MARK AND IDENTIFY YOUR CHOICE FLOWERS,** shrubs, trees, and plants with **NEW IDEA PLANT LABELS.** Weatherproof, waterproof, renewable. Always visible and permanent. The only real advancement ever made in plant labels.

Send for sample and prices  
**GARDEN PRODUCTS CO.**  
Dept. 15 Canton, Ohio

**FOR LUXURIOUS SHADE**  
Plant the Beautiful—Hardy—Fast Growing  
**CHINESE ELM**  
(North China Strain)



Plant this Spring and enjoy abundant shade in a few short years.

The 4-year-old tree illustrated was 5 feet high when planted. Now it measures 20 feet in height with 18-foot spread—a real shade tree.

The Chinese Elm is the fastest growing tree we know. It thrives anywhere, in any kind of climate, from Arizona to Saskatchewan. One of the first trees to leaf out in Spring and the last to shed in Fall. A tree of rare beauty and symmetry, resisting drought and cold, and flourishing in poor soil. It is ideal for planting on new developments, subdivisions, streets, in parks, for wind-breaks, screens and as individual lawn shade trees.

**CAUTION!** Be sure to buy only the hardy North China Strain, endorsed by the U. S. Department of Agriculture. Cheap Chinese Elms from seed gathered near Nanking have none of the fine qualities of the North China Elm, and results from planting them are disappointing. We grow only the hardy, North China Elm.

Free Catalogue

Our new Catalogue, beautifully illustrated in full color, describes the Chinese Elm, and a complete line of Evergreens, Shrubs, Perennials, Trees and Plants of every variety for large or small planting.

An expert Landscape Department is at your service. Write for the free Catalogue today.

**Glen Brothers, Inc. GLENWOOD NURSERY**  
1773 Main Street, Rochester, N. Y. Established 1866  
"We furnish the home—outdoors"

**"Take your choice from 60 acres!"**

**BRAND'S Beautiful PEONIES**

Superb in Size, Color, Form and Fragrance

To beautify your home and garden, BRAND'S PEONIES are grown in an ideal climate and soil—the triumph of 64 years in Peony Culture. All prolific and consistent bloomers—GORGEOUS beyond description.

**For Spring Planting**

Peonies dug in the fall and carried through the winter in BRAND'S cold storage will thrive and flourish when planted in the spring. Over 60,000 roots from which to select your favorite varieties. BRAND'S new 4-color Catalog tells you how to also get a FREE copy of BRAND'S 64-Page Peony Manual—international authority on Peony Culture.

**Most Sensational Lilac Offer Ever Made**

**12 Own-root BRAND LILACS \$7.50**

Choice of the world's greatest collections—100,000 named French Lilacs! This unusual offer includes 12 beautiful varieties—all colors, all named, all different. Regular price \$12—special, \$7.50 postpaid to those who order NOW. Write TODAY for free catalog of BRAND'S PEONIES, Brand's Own-Root Lilacs, and other beautiful perennials.

**BRAND PEONY FARMS, Inc.**  
132 E. Division St. Faribault, Minn.



**New Hardy Violet for Rock Gardens**

Blooming freely in spring, and again in autumn, Viola odorata Rosina, is a valued addition to rock-garden plants.

The color combines shades of pink and old rose; the fragrance equals that of the finest greenhouse varieties. Rosina has received the London and New York awards of Merit.

Field-grown plants 50 cents each. \$5 per dozen.

**Bristol's Catalogue**

carries a distinctive list of Hardy Plants, Roses, Rare Shrubs, and Evergreens for home grounds, outdoor living rooms, and rock gardens. A copy will be mailed on request to all interested gardeners.

**BRISTOL NURSERIES, Inc.**  
Box G Bristol, Conn.

**World's Largest Dahlia Grower**

Send to-day for my Free large Catalogue on Dahlias, Gladioli, Iris, Peonies, Phlox, Flowering Shrubs, Rock Garden Plants and Perennials.

**JOHN K. ALEXANDER**  
(The Dahlia King)  
27 Central Street  
East Bridgewater, Mass.

**STANDARD GARDEN TRACTOR**

A Powerful Gas Tractor for Small Farms, Gardeners, Florists, Nurseries, Fruit Growers & Postfarmers.

**EASY TERMS**

Handles Field and Truck Crop Tools, Runs Bell Machines, Walking or Riding Equip. 2 H.P. Engine

Writes Today for Illustrated Catalog and Full Information.

**STANDARD ENGINE CO.**  
Minneapolis, Minn. Philadelphia, Pa. New York, N.Y.  
3246 Como Ave. 2453 Chestnut St. 174 Cedar St.

**Grow GLADS**

Make your garden the envy of your friends with Gove's sturdy Vermont Glads. Best of garden cut flowers—very easy to grow. Our special "get acquainted" offers will make you an enthusiastic "glad fan." Bulbs guaranteed to bloom first year.

**100 Large Healthy \$3 Vermont Bulbs**

This collection includes at least 48 fine varieties, in many shades of Red, Yellow, Pink, Blue, Orange, Smoke, White, all fine ones but not labeled as to name, for \$1.75. ALL SENT PREPAID with complete instructions for growing prize-winners. I believe this to be the finest "glad" collection offered anywhere.

Send for beautiful color catalog "that is different," listing over 300 of the world's best varieties.  
**CHAMPLAIN VIEW GARDENS**  
Elmer E. Gove Box K-3, Burlington, Vt.



## The Moto-Mower is a Real Grass Cutter!

Scientific lawn cutting, simple, easy operation and sturdy construction make MOTO-MOWER "the real grass cutter." Its exclusive "twist of the wrist" guiding makes Moto-Mowing seem like play, encourages more frequent cutting. Result, a more luxuriant lawn. Write for FREE 24 page catalog showing the right MOTO-MOWER for YOUR lawn.

"A Twist of the Wrist Guides It"

**The Moto-Mower Co.**

3249 E. Woodbridge St., Detroit, Mich.

Please send me FREE your descriptive catalog of MOTO-MOWER models.

Name \_\_\_\_\_

Address \_\_\_\_\_

## Gorgeous Gladiolus Phipps

12 large bulbs postpaid, \$1.00; 100, \$6.00  
Assorted Gladiolus; 25 red shades, 25 orange and white, 25 pink, and 25 lavender and purple. 100 large bulbs finest varieties all large flowering. Wonderful collection, postpaid, \$6.00.

P. J. PENTECOST Box 7, Tipton, Ind.



### CACTI

Our regular bargain prices for guaranteed live plants of blooming size, correctly labeled, prepaid.  
25 different varieties \$6.00  
—same 25 varieties in larger sizes \$10.00  
10 varieties with 8" Mexican hand made pottery bowl \$4.00  
—same without bowl \$2.50  
5 varieties with 5" bowl \$2.50  
—same without bowl \$1.50

Mexico Trading Co., Room B, Two Republics Bldg., El Paso, Tex.

### World-renowned Delphiniums

8 R. H. S. Gold medals—an unequalled record—and 3 First prizes in the 3 principal classes, British Delphinium Show, both in 1929 and 1930.  
Seed choicest mixed \$1.25, \$0.60 and \$0.25 per packet  
Collections (Superfine) 6 vars. \$3.00; 12 vars. \$6.00  
Collections (Standard) 6 vars. \$1.25, 12 vars. \$2.50

**BLACKMORE & LANGDON**  
BATH ENGLAND

### Know Your Garden Inhabitants!

It's a pity to pay good prices for named varieties and then lose or forget the name! We make practical labels of lasting quality, different kinds for different plants. Free samples for the asking.

**THE AQUAPROOF PRODUCTS CO.**  
2182 East 75th St. Cleveland, Ohio

### READ THIS OFFER CAREFULLY

Sweet Peas, Zinnias, Asters, Giants of Floradom. Bred for gigantic blooms, fine form, intense colors that elevate your garden from the usual. All types. 25c per pkt. Special: 4 pkts. giant asters, 2 pkts. giant zinnias (each pkt. different type, mixed colors), 5 pkts. sweet peas, assorted or mixed 14 and 5 blooms on long stems, regular value \$2.75 for \$1.25. Small pkt. Imperial Delphinium seed—\$1.00 value—free with order. Careful instructions given.

**Healey Specialty Seed & Nursery Co.**  
Puyallup Washington

# What you ought to know about Roses

I. GEORGE QUINT

**T**HOUSANDS of persons in every section of the world know only one flower, the sovereign of them all, the Rose.

1—*What are the chief types of Roses?*  
a. Hybrid Perpetual: Extremely hardy. Grow stiffly upright. Bloom chiefly in June.

b. Hybrid Tea: Continuous bloom. Fragrant. Hardy. Probably the most popular of all the Roses.

c. Tea: Slender growing bushes. Must be protected in winter.

d. Hybrid Rugosa and Rugosa: Dense bushes. Extremely hardy.

e. Moss: Mossy growth on sepals.  
f. Dwarf Polyantha: Shapely. Flowers not very fragrant. Large clusters of small blooms. Extremely hardy.  
g. Rambler and Climber and Pillar.

2—*Where should roses be placed in the garden?*

Always plant by themselves, in a sunny, open space sheltered from severe winds; not near large trees.

3—*What is a good soil?*

Most varieties, except the Rugosas and Japanese types (Climbers), do best in a heavy clay loam.

4—*When should they be planted?*

An excellent time is early in April, though they may well be set out in the latter part of March.

5—*How should the rose bed be prepared?*

Preparation of the bed is 50 per cent

of the game. Dig soil to a depth of about two feet, see that there is good drainage at the bottom; if necessary put in a layer of stones. Enrich the soil with well-rotted manure, and add a complete chemical fertilizer later. Make the bed about four feet wide.

6—*How far apart should plants be set?*

Three feet for Hybrid Perpetuals, 18 inches for Hybrid Teas, and 15 inches for Teas. Others should be placed farther apart or nearer together, depending on the habit of the particular variety.

7—*How old should the Rose bushes be when ordered?*

Two-year-olds are best.

8—*How should Roses be pruned?*

Prune weakest shoots severely, and strong shoots more gently. See full details in March issue, page 438.

9—*How can insects and diseases be controlled?*

For mildew or leaf spot, dust with dusting sulphur or potassium sulphide solution; also Bordeaux mixture. For Lice: nicotine sulphate. (Black leaf 40).

For green rose worm: arsenate of lead. Bordeaux mixture is a general remedy for most Rose troubles. Another good general cure-all is a mixture of arsenate of lead (one part), powdered tobacco (one part), and dusting sulphur (nine parts).

## MICHELL'S Everblooming Butterfly Bush

(*Buddleia Variabilis Magnifica*)

One of the really satisfactory cut flowers whose sweet scent endures in garden and home alike—and perfectly hardy, too—needing even less protection than you would give the hardy rose.

For these many years past Michell's Butterfly Bush has been blooming its way into the hearts of garden lovers.

A hardy shrub of remarkably rapid growing habits it attains the height of about four feet the first season and is a bower of bloom through most of the gardening year. Its abundance of flower spikes in most cases measure about eight inches long; each spike formed of countless miniature florets that are a gorgeous blending of lilac and heliotrope.

Three plants of this marvelous shrub will furnish endless joy to the flower lover throughout the growing season and will prove an irresistible magnet to the butterflies who will daily pay homage to its loveliness.

Extra strong plants, which will bloom the first season, 3 for \$1.15; 6 for \$2.00; postpaid. 12 for \$3.50; 25 for \$6.50; 100 for \$20.00; by express, not prepaid.

### MICHELL'S 1931 CATALOGUE

is a helpful book of 184 pages, describing the best in Flowers, Vegetables, Bulbs and Plants, also every aid for the flower and vegetable garden, farm and lawn, dependable fertilizers, insect destroyers, garden and lawn tools, etc.

SEND FOR YOUR FREE COPY TODAY

**MICHELL'S SEEDS**  
520 Market St. Philadelphia, Pa.

## A Water Lily Pool for your Garden



Your garden will be brought to a beautiful and attractive completion by building even the simplest of water lily pools. The smallest garden has room for the simple tub garden. Plant one and experience the pleasure of growing these fascinating flowers.

### SPECIAL \$3 COLLECTION

One Paul Harlot, beautiful orange-pink; one Marillac Yellow; one Marillac White. Sent postpaid for \$3.

Our free catalog—40 pages of water lily lore, fully illustrated in colors—describes how to build inexpensive pools, plant tub gardens and care for these most interesting plants. In it are pictured many simple pools, complete POSTPAID collections of water plants, and over 100 varieties of water lilies. Our lilies thrive anywhere in the U. S. or Canada. We guarantee safe delivery.

**Johnson Water Gardens**  
AH-41 HYNES, CALIFORNIA

## AGRI-PAX KILLS INSECTS—PRESTO!

Controls Japanese Beetles, Bean Beetles, Rose Bugs, Aphis, Thrips, Mealy Bug, Dahlia and other Leaf Hoppers, Red Spider, Squash Bugs and many other insects and worms. Non-poisonous. Safe where there are children and pet animals. No objectionable odor. Economical. 1/2 Pint 50c. Pint 75c. Quart \$1.25. Gallon \$4.00; 5 Gals. \$12.00. Dilutes one part to 25 parts water. Order direct if your dealer cannot supply. Delivered prepaid.

PULVO-PAX for dusting in AGRI-PAX in dry form. MORRIS B. HEADE, Inc. Dept. A, Belleville, New Jersey

## 20 GIANT ZINNIAS 10c

Send for World's Greatest Collection of Giant Zinnias—famous for size and beautiful colors—easy to grow anywhere and bloom from early summer until frost. This collection includes 20 gorgeous colors, as follows:  
Bright Rose Purple Shrimp Pink  
Burnt Orange Sulphur Yellow Cardinal  
Deep Flesh Salmon Rose Canary Yellow  
Lavender Buttercup Blush Pink  
Buff Cream Violet  
Ruby Red Crimson White  
Orange Deep Rose And Others  
These Seeds—20 Colors in pkt. (over 100 seeds), 10c; 3 pkts., 25c; 8 pkts., 50c; 20 pkts., \$1.00.  
Spring Catalog (233 varieties in natural colors), of Seeds, Bulbs, Shrubs, Roses and Perennials, sent with every order or free on request.  
F. B. MILLS Seed Grower, Box 60, Rose Hill, N.Y.

## Send for FREE Book of Power Lawn Mowers

"Cutting Costs of Cutting Grass"



## Spray Your Weeds Away

with WEED OUT

Hand digging of weeds from your lawn no longer necessary. WEED OUT chemically destroys Buckhorn, Plantain, Dandelion, Crab Grass, Dock, Chickweed, Ground Ivy, Yarrow, Sorrel, Sourgrass, Moneywort, and other weeds common to lawns, without destroying the grass. Adds to soil fertility. Easily applied.

Write today for descriptive literature and prices.  
McCLAIN BROTHERS COMPANY  
Dept. 431-A CANTON, OHIO

## Learn to be a LANDSCAPE ARCHITECT

At home, by mail. Big fees. Pleasant, healthful work. Experts earn \$50 to \$200 a week. You can earn while learning. Write today for details—AMERICAN LANDSCAPE SCHOOL  
14-A Plymouth Bldg. Des Moines, Ia.



## Prize Winning GLADIOLUS BULBS Given Away!

**\$10 VALUE ONLY \$2**

Here's a limited introductory offer made now to create thousands of new friends and customers. While they last, 40 acres of prize-winning Gladiolus bulbs at way below former prices. Three wholesale prizes. Three prizes of 100 full size bulbs (no babies). Includes new and prize varieties: Yellow, white, scarlet, lavender-gray, rose, coral, etc., a riot of rainbow color. The envy of the whole neighborhood. Fill every vase in the house with beautiful cut flowers for over six weeks. Money-back guarantee. Carrying charges prepaid. Cash, check or money-order for only \$2 brings entire assortment of 100 bulbs, nothing more to pay. Act quick.

UNUSUAL weather conditions in our locality have now brought to flower lovers everywhere this once-in-a-lifetime opportunity. Prompt action enables amateur as well as connoisseur to fill a whole bed with choicest, prize winning strains for little more than the ordinary cost of a single, pedigreed bulb. Also liberal FREE BULB OFFERS made this month to customers.

We are among the world's largest growers of fine quality, true-to-type and-color bulbs. Gladiolus, iris, Peony, etc., many of Europe and America's most select "show" varieties. Propagated here under ideal weather and soil conditions in the upper Mississippi Valley, these superb strains become unusually hardy and virile. There is not a so-called "bargain" bulb on our acreage. We never ship "runts" or "babies." We never "cheap" stock. Before you plant, send for our list of gorgeous Specta Offens. Learn how you can plant genuine "Show" flowers this year for far less than ordinary ones would normally cost. Also get introductory FREE OFFERS. Write Quick!

**PEIFFER NURSERY**  
Dept. D-70 Winona, Minn.

## ROSES from ROSE VALLEY

GUARANTEED  
Your choice

Extra-size 2-yr. field-grown bushes—guaranteed to grow and bloom or money refunded.  
BYRON C. COLLINS,  
Owner and Manager

at special reductions, these 90c 2-year field-grown ever-blooming monthly roses.

- Crimson Queen, brilliant
- Duchess of Wellington, saffron
- Ecarlate, vermilion
- Etoile de France, cerise
- K. Auguste Viktoria, white
- Lady Ursula, glowing pink
- Mrs. A. R. Waddell, copper
- Radiance, pink
- Red Radiance
- Rose Marie, satiny pink
- Sunburst, rich yellow
- Wellesley, silver pink

**FREE BEAUTIFUL CATALOG IN NATURAL COLORS**

Perennials, strong 2-yr. field-grown undivided clumps, at special reductions.

- 4 Giant Hollyhocks—\$1.
- 5 Bright Phlox—\$1.
- 4 New long-spurred Columbines—\$1.
- 3 Hardy ever-blooming Carnations (30 colors)—\$1.
- 4 Blue Hydrangeas—\$3.

2 Vanderbilt Delphinium new Hardy Larkspur—\$1.  
30 Gladiolus Bulbs—4 1/2 or more circ.; grew 6 in. high last summer—\$1.  
6 Dahlias, all colors—\$1. Umbrella trees, each \$1. (matched pair \$1.75)

**ROSE VALLEY NURSERIES**  
DEPT. E, LYONS, N. Y.

**5 ROSES all different \$1.99** (indicatetypical5)  
Entire dozen as listed \$4.50

**GUARANTEED** to grow and bloom. Don't confuse with forced hothouse roses.

## Read about the Siberian Elm

The newly discovered wonder tree of rare beauty and rapid growth.

This home shade tree offers quick results. It develops the full shape of the Norway Maple, with rich green clean cut foliage. It GROWS TWICE AS FAST as the maples and American Elm.

The Siberian Elm will thrive under conditions of soil and exposure that would prevent other shade trees from thriving.

If you want to have LOVELY SHADE TREES about your home—if you want to increase the value of bare lots by surrounding them with fine shade trees—the Siberian Elm offers a new way. With this remarkable tree you can have quick shade.

U. S. Department of Agriculture Says: "It is very hardy and has proved valuable under a greater variety of climatic and soil conditions than any tree yet introduced."

**PRICES**

5 foot Trees	6 to 8 foot Trees
1 tree — \$ 2.50	1 tree — \$ 4.00
3 trees — \$ 7.00	3 trees — \$10.00
10 trees — \$20.00	10 trees — \$30.00

If you prefer a fully prepaid shipment add 10% to the above prices for delivery.

**MAIL THIS COUPON FOR A TRIAL TO**

The Living Tree Guild, Dept. 95  
468 Fourth Ave., New York

Please send at the right time for planting... Siberian Elms, size...  
If check is not enclosed deliver C.O.D.

Name \_\_\_\_\_  
Street \_\_\_\_\_  
City \_\_\_\_\_ State \_\_\_\_\_

Guaranteed! If any Guild Tree dies it will be replaced free.

## EVERY GARDENER AND GROWER WANTS TO KNOW

how to improve the soil and grow more and finer vegetables, more and better fruit, the finest flowers, plants, trees and shrubs, hot house methods, etc., all told by E. S. Vick in 4 new books that answer problems and assure success. Price \$6. Sent FREE on approval, payable \$1 a month if satisfied. Send name today and get books at publisher's risk. Garden Order free. THEE. AUDEL, 65 W. 23 St., New York, Dept. V27.

**WATER LILIES**  
All colors; hardy, day and night bloomers; aquarium plants; complete water gardens.

**Tropical & Gold Fish**  
Rare species; collections at reasonable prices. See them in the **Catalog in Colors** describing aquariums and supplies for fish fanciers and water gardens, free.

2141 Crescent Ave., St. Louis, Mo.

**FREE BOOK**  
WATER GARDENS AND GOLD FISH  
Beld's Aquarium

BELD'S AQUARIUM

# GOLDWELL

Above: Coldwell "L-Twin" Motor lawn mower and roller. Mows and rolls simultaneously 4 to 6 acres a day on one gallon of gas. With gang units attached it cuts a 60-inch swath, ten acres a day on one gallon of gasoline.

## DELPHINIUMS

Pure whites, large and double; Newer, bigger, better blues.

We feature only first generation hybrids from named varieties cross pollinated by hand. Seedlings to bloom this year, \$2.50 per dozen postpaid.

**LYONDEL GARDENS**  
Morgantown West Virginia

**Special Dollar Offers**

\$1 New Chinese Elm, 15 in.	6 for \$1.00
Norway Maple, 5 ft.	2 for \$1.00
Hydrangea, P. G., 3 ft. bushy	3 for \$1.00
Spiraea, Van Houttei, 1 ft.	10 for \$1.00
Honeysuckle Bush, 18 in.	5 for \$1.00
California Privet, 18 in.	25 for \$1.00
Chrysanthemum, Bronze Button	12 for \$1.00

We know that these plants will please and acquaint you with the fine quality of our stock. Order from this ad. Complete Illustrated Catalog of Select Nursery Stock, Vegetable and Flower Seeds free on request.

**YORK NURSERIES** PAINESVILLE, OHIO

## Mow and Roll in One Operation

LIGHT rolling of the lawn with each successive mowing conserves the spring moisture and helps to control dandelions and other lawn pests. The combined operations produce a smooth surface and velvety finish to the turf.

THE COLDWELL POWER LAWN MOWERS AND ROLLERS perform the two operations simultaneously—producing the finest possible results with a minimum of labor and expense.

There is a wide range of sizes with varying capacities. Each is extremely simple and economical to operate—Dependable and fully guaranteed.

Let us arrange for nearest Coldwell distributor to demonstrate on your own lawn.

Full particulars on request.

**COLDWELL LAWN MOWER COMPANY, NEWBURGH, N. Y., U. S. A.**  
In Canada—Taylor-Forbes Co., Ltd., Guelph  
Manufacturers of **DEPENDABLE** Lawn Mowers—Hand, Horse, Gasoline, Electric

## Buy Your Lawn Fence

DIRECT FROM FACTORY

Write for free catalog, quoting lowest freight paid prices on genuine Interlocking Lawn Fence for homes, gardens and cemeteries. Six attractive styles, with ornamental posts and gates to match. Send today.

**INTERLOCKING FENCE CO., Box 588, Morton, Ill.**

## FISH AQUARIUMS

We manufacture artistic, durable aquariums suitable for beautiful homes, conservatories, lawns, etc. Send for free illustrated circular. Special prices to dealers.

**RACINE AQUARIUM INDUSTRY**  
1613 Hayes Avenue Racine, Wisc.

## Steiner Electric Lawn Mower

Mows quicker—better—easier. \$45.00  
Just guide it—That's all. Highest grade 16-in mower, adjustable ball bearings. Guaranteed Motor.

Write for circular A  
**Steiner-Fulton Products Corp.**  
5751 Easton Ave. St. Louis, Mo.

The "Robindale Set" \$3.95 Postpaid

## LINCRAFT BIRD HOMES

BURLINGTON, N.J.

Catalogue on request

## 8 EVERGREENS SPECIAL for \$1.80

- 2 Arborvitae, 2 Mugu Pines, 2 Norway Spruce, 2 Juniper Communis

All trees 5 to 7 years old, twice transplanted. Fresh from our nurseries. Postpaid. Spring Delivery. Order Now

Colorado Blue Spruce Each \$1.25  
8-year-old, sheared and well-shaped

4-year trees, 2 for \$1.25

- Magnolia Trees, 1 to 1 1/2 ft., each...\$1.25
- Cedrus Deodora, God Tree of the Himalayas, 2 ft. trees, each...\$2.20
- Rhododendrons, Pink, Red, and Purple, 1 to 1 1/2 ft., 3 for...\$1.50
- 12 Assorted Hardy Perennials, for the Border...\$1.60
- 12 Assorted Hardy Perennials, for Cut Flowers...\$1.60
- 12 Assorted Hardy Perennials, for Rock Garden...\$1.60

Add 15c for Packing and Insurance

**NEW MARKET PERENNIAL GARDENS**  
86 Randolph Road, New Market, N. J.

## 75 Varieties of Beautiful WATER LILIES

Send for Our Free, Completely ILLUSTRATED CATALOG

Plant WATER LILIES this Spring for lovely, fragrant blooms this Summer. 75 rare and beautiful varieties to choose from—rich colors—easy to grow. Ours are the largest Aquatic Gardens in America. Every root guaranteed. Write for our free, illustrated Catalog TODAY.

**The W. B. SHAW**  
Aquatic Gardens  
Dept. C Kenilworth, Washington, D. C.

## JAPANESE FLOWERING CHERRIES, FLOWERING APPLE AND CHINESE MAGNOLIA

AMERICA'S FINEST COLLECTION IN ALL VARIETIES AND SIZES

SEND FOR BOOK

**A. E. WOHLERT, NARBERTH, PA.**  
924 MONTGOMERY AVENUE

## KINKADE GARDEN TRACTOR

and Power Lawnmower

A Practical, Proven Power Cultivator for Gardeners, Fruit Growers, Truckers, Florists, Nurserymen, Suburbanites, Country Estates and Poultrymen.

Now Low Prices—Easy Terms

**American Farm Machine Co.**  
1091, 33rd Ave., S. E., Minneapolis, Minn.

## GLADS

are Ideal for Your Home and Garden

The varieties I grow will delight you. They will add new types and new colors to your garden, which will become the envy of your neighbors. Send for my FREE book. Over 200 varieties—reasonably priced.

**Nathan Van De Car**  
128 Strong Ave., Syracuse, N. Y.

## FREE THIS BEAUTIFUL—PRESIDENT HOOVER ROSE

Brilliant rare bloom—old gold, corse-pink, yellow. Same and scarlet are combined. One strong bush given with each order of Lovett's "Elite" Collection.

**6 GORGEOUS EVERBLOOMING ROSES** for \$5 Postpaid

Dame Ed. Helen, (Pink); Et. de France, (Crimson); K. Aug. Viktoria, (White); Los Angeles, (Coral); Souv. De Cl. Pernet, (Yellow); Tallman, (Gold-Orange).

Individually they cost with "President Hoover" \$1.45—all for \$5.00. Every bush field-grown, strong blooming age, healthy.

New 1931 Catalog of Roses, Perennials, Evergreens, Fruit Stock, etc. FREE.

**LOVETT'S NURSERY, Box 64, Little Silver, N. J.**

\$7.45 Value for \$5.00


# SPRING IS NOW HERE

And all Nature is singing the glad triumphant song that once more light, warmth and gladness reign.

May we contribute our part to this Sublime Pageant by furnishing some of our **STATELY EVERGREENS—EXQUISITE AZALEAS and RHODODENDRONS—GRACEFUL SHADE TREES and SHRUBS—GORGEOUS IRIS—BEWITCHING PEONIES—PHLOX and HARDY GARDEN PERENNIALS?**

Our catalog will tell you all about them.

**CHERRY HILL NURSERIES**  
(Thurlow's and Stranger, Inc.)  
West Newbury, Mass.



Experience the Pleasure of Growing a

## GRAFTED EVERGREEN GARDEN

HERE'S an idea every lover of trees and growing things will cordially approve. Order 12 of our beautiful Grafted Evergreens. Set them out in garden or lawn according to our simple directions. Watch them grow into fine specimens. These handsome Grafted Evergreens are about 18 inches tall and as wide in spread. They are sturdy, strongly developed plants—characteristic samples of good varieties—with a big ball of soil and roots on each.

### THEY ARE NOT SEEDLINGS

We have a special sheet of directions with diagrams to tell you exactly what to do so they will live and grow. This "Grafted Evergreen Garden" is dug to your order; balled and burlapped at once; shipped securely packed and protected, by express collect direct to you. Each plant is labeled in English and Latin botanical name, and on its stem a red mark shows just how deep to plant it. The price for the 12 Evergreens is \$25.00.

We are growers of nursery stock—devoting 150 acres to the propagation of good stock. Our prices are reasonable. New catalog mailed on request.

## BAGATELLE NURSERY

Box 207-E, Half Hollow Hills P. O. Huntington Station, Long Island, N. Y.



## MANURE! MORE MANURE!

Good gardening depends on manure, chemicals, prepared fertilizers, nothing can take its place. You must have manure.

Stable manure has become scarce, but thanks to ADCO you can still have all the manure you need. ADCO is the powder that when mixed with straw, leaves, weeds, cuttings, garden waste of any kind, turns it into manure. This ADCO Manure is real manure, identical chemically and in fertilizing power with the old-fashioned kind, but much cleaner.

You owe it to yourself to know about artificial manure and how to make it. Won't you let us send you our booklet? It's free.

Send \$7.75 for 100 lbs. of ADCO, enough to make two tons of excellent manure; or order it from your own seedman. Simple directions accompany every package.

**ADCO, 1738 Ludlow Street, Philadelphia**



# INDEX TO ADVERTISERS

April, 1931

<b>Building Materials</b>	<b>Gardening (Cont.)</b>
<i>Bathroom Fixtures &amp; Plumbing Supplies</i>	<i>Gardening, Miscellaneous (Cont.)</i>
W. A. Case & Son Mfg. Co. . . . . 67	Hammond's Paint & Slug Shot Works . . . . .
C. F. Church Mfg. Co. . . . . 63	J. G. Marcrum . . . . .
Crane Co. . . . . 65	Cooper Mfg. Co. . . . .
<i>Fireplaces &amp; Accessories</i>	Pulverized Manure Co. . . . .
Bennett Fireplace Corp. . . . . 57	Morris B. Reade, Inc. . . . .
The Heatilator Co. . . . . 71	Tobacco By-Products Corp. . . . .
<i>Garbage Incinerators, Sewage Disposal &amp; Water Systems</i>	Andrew Wilson, Inc. . . . .
The F. E. Meyers & Bro. Co. . . . . 59	<i>Lawn Mowers and Garden Tractors</i>
San-Equip, Inc. . . . . 4	American Farm Machine Co. . . . .
<i>Hardware</i>	The Coldwell Lawn Mower Co. . . . .
P. & F. Corbin . . . . . 83	Cooper Mfg. Co. . . . .
Russell & Erwin Mfg. Co. . . . . 51	Gilson Bolens Mfg. Co. . . . .
<i>Heating Plants &amp; Accessories</i>	Ideal Power & Lawn Mower Co. . . . .
Burnham Boiler Corp. . . . . 62	Jacobsen Mfg. Co. . . . .
National Pipe Bending Co. . . . . 67	Millbradt Mfg. Co. . . . .
The H. B. Smith Co. . . . . 5	Modern Machine Works . . . . .
Tuttle & Bailey Mfg. Co. . . . . 5	The Moto-Mower Co. . . . .
Richardson & Boynton . . . . . Second Cover	Standard Engine Co. . . . .
<i>House Building Materials</i>	Steiner Fulton Products Co. . . . .
Samuel Cabot, Inc. . . . . 4	<i>Sprinkling &amp; Water Systems</i>
The Cromar Co. . . . . 1	Double Rotary Sprinkler Co. . . . .
The Finzer Bros. Clay Co. . . . . 8	White Showers, Inc. . . . .
Portland Cement Assn. . . . . 47	<i>House Furnishings</i>
Wheeling Metal & Mfg. Co. . . . . 64	<i>Awnings, Window Shades, etc.</i>
<i>Paints &amp; Varnishes</i>	The Aeroshade Co. . . . .
Aluminum Co. of America . . . . . 55	Otis Company . . . . .
<i>Portable &amp; Ready Cut Houses</i>	<i>Drapery &amp; Upholstery Fabrics</i>
The Aladdin Co. . . . . 70	Celanese Corp. . . . .
E. F. Hodgson Co. . . . . 6	Martin Mfg. Co. . . . .
<i>Roofing &amp; Shingles</i>	The Orinoka Mills . . . . .
Ambler Asbestos Shingle & Sheathing Co. . . . . 46	<i>Electrical Appliances</i>
Weatherbest Stained Shingle Co., Inc. . . . . 57	General Electric Co. . . . .
<i>Windows, Doors, Screens, etc.</i>	Kwik Electric Co. . . . . 6
The American Brass Co. . . . . 45	<i>Floor Coverings</i>
Higgin Mfg. Co. . . . . 70	Bigelow-Sanford Carpet Co., Inc. . . . .
Libby-Owens-Ford Glass Co. . . . . 11	Clinton Carpet Co. . . . .
Rolscreen Co. . . . . 8	Consoleum-Nairn, Inc. . . . .
<b>Gardening</b>	Karastan Rug Mills . . . . . Third Cover
<i>Seeds, Bulbs &amp; Nursery Stock</i>	Olsen Rug Co. . . . .
Geo. D. Aiken . . . . . 87	M. J. Whittall Assoc., Ltd. . . . .
John K. Alexander . . . . . 89	<i>Furniture</i>
Bagatelle Nurseries . . . . . 82	Conant-Ball Co. . . . .
Barnes Bros. Nursery . . . . . 85	Gem Crib & Cradle Co. . . . .
Bay State Nurseries . . . . . 85	Haywood-Wakefield . . . . .
Beldt's Aquarium . . . . . 91	Imperial Furniture Co. . . . .
Blackmore & Langdon . . . . . 90	C. J. Lundstrom Mfg. Co. . . . .
Boblink & Atkins . . . . . 79	<i>House Furnishings, Miscellaneous</i>
Brand Feory Farms, Inc. . . . . 89	Bassick Co. . . . .
Bristol Nurseries, Inc. . . . . 89	The A. S. Boyle Co. . . . .
Burgess Seed & Plant Co. . . . . 89	Florola Corp. . . . .
W. Atlee Burpee Co. . . . . 85	Knap & Vogt Mfg. Co. . . . .
Champlain View Gardens . . . . . 89	Ponsell Floor Machine . . . . .
Cherry Hill Nurseries . . . . . 82	<i>Interior Decorations</i>
L. B. Coddington . . . . . 89	Kirsch Co. . . . .
The Conard-Pyle Co. . . . . 87	<i>Kitchen &amp; Laundry Equipment</i>
Dahladel Nurseries . . . . . 85	Carbide & Carbon Chemical Corp. . . . .
Henry A. Dreer . . . . . 80	The Cincinnati Victor Co. . . . .
Wm. C. Duckham . . . . . 88	Clay Equipment Corp. . . . .
Farr Nursery Co. . . . . 93	The Cover Co. . . . .
The Fischer Nurseries . . . . . 88	The D. A. Ebinger Sanitary Mfg. Co. . . . .
Howard M. Gillet . . . . . 81	Frigidaire Corp. of America . . . . .
Gillet's Fern & Flower Farm . . . . . 81	Walker Dishwasher Corp. . . . .
Glen Bros., Inc. . . . . 89	<i>Silverware</i>
Golden Rule Dahlia Farm . . . . . 85	The Gorham Co. . . . .
Healey Specialty Seed & Nursery Co. . . . . 90	Watson Silver Co. . . . .
C. R. Hills . . . . . 87	<i>Wall Paper &amp; Wall Coverings</i>
Hughel Gardens . . . . . 89	Columbus Coated Fabrics Corp. . . . .
Johnson Water Gardens . . . . . 90	Richard E. Thibaut, Inc. . . . .
Kelsey Nursery Service . . . . . 88	The Wallpaper Assn. . . . .
J. A. Kemp . . . . . 82	<b>Miscellaneous</b>
A. E. Kunderd . . . . . 91	Bird Haven . . . . .
The Living Tree Guild . . . . . 91 and 92	Colonial Yarn House . . . . .
Lovett's Nursery Co. . . . . 91	Joseph P. Day . . . . .
Lyondel Gardens . . . . . 91	Justrite Mfg. Co. . . . .
W. E. Marshall & Co., Inc. . . . . 85	Pohlsion . . . . .
McGregor Bros. . . . . 89	<b>Poultry, Kennels and Bird Houses</b>
Mexican Trading Co. . . . . 90	George J. Breidert . . . . .
Michell's Seed House . . . . . 90	Joseph H. Dodson, Inc. . . . .
F. Mills . . . . . 91	Wm. Hansen, Jr. . . . .
New Market Perennial Gardens . . . . . 91	E. F. Hodgson Co. . . . .
P. J. Pentecost . . . . . 90	Lincraft . . . . .
George H. Peterson, Inc. . . . . 89	<b>Publishers, Books, Etc.</b>
Pfeiffer Nursery Co. . . . . 81	Theo. Audel Co. . . . .
Racine Aquarium Industry . . . . . 88	A. C. Borzner . . . . .
Reynold's Farms . . . . . 88	Doubleday, Doran & Co., Inc. . . . .
Rhododendron Gardens . . . . . 87	Gardeners' Chronicle . . . . .
E. C. Robbins . . . . . 85	Frederick H. Gowing . . . . .
Rosedale Nurseries . . . . . 89	Nellie S. Rogers . . . . .
Rose Valley Nurseries . . . . . 91	<b>Schools</b>
Max Schling, Inc. . . . . 79	American Landscape Schools . . . . .
O. M. Scott & Sons Co. . . . . 83	<b>Telephone Service Arrangements</b>
W. B. Shaw Aquatic Gardens . . . . . 91	American Telephone & Telegraph Co. . . . .
George N. Smith . . . . . 89	<b>Tobacco and Cigarettes</b>
Harry A. Smith . . . . . 81	American Tobacco Co. . . . . Back Cover
Stump & Walter Co. . . . . 81	<b>Toilet Accessories</b>
Sunset Gardens . . . . . 93	Hygienic Products Co. . . . .
Terrace Gladiol Gardens . . . . . 83	<b>Shop Windows of Today</b>
William Tricker, Inc. . . . . 83	Carbone, Inc. . . . .
Totty's . . . . . 86	The Boulevard Shop . . . . .
Nathan Van De Car . . . . . 81	M. W. Carr & Co. . . . . 74 and 75
Wayside Gardens . . . . . 81	Fifth Avenue Stationers . . . . .
Westminster Nurseries . . . . . 83	Galloway Terra-Cotta Co. . . . .
A. E. Wohliert . . . . . 91	Knit Goods Specialty Co. . . . .
York Nurseries . . . . . 91	Near East Industries . . . . .
Zandbergen Bros. . . . . 70	New York School of Interior Decoration . . . . .
<i>Garden Furniture, &amp; Decorations</i>	B. Paleschuck . . . . .
Garden Craft . . . . . 85	Palmer Products, Inc. . . . .
Hartmann-Sanders Co. . . . . 76	Adolph Silverstone, Inc. . . . .
Iowa Mfg. Co. . . . . 89	Somerset Shops . . . . .
A. H. Patch . . . . . 83	Robert L. Stevenson . . . . .
Rowe Mfg. Co. . . . . 93	Three New Yorkers . . . . .
<i>Fences</i>	J. A. Wright & Co. . . . .
Cyclone Fence Co. . . . . 94	
Interlocking Fence Co. . . . . 91	
Stewart Iron Works . . . . . 85	
<i>Gardening, Miscellaneous</i>	
Adco . . . . . 82	
The Aquaproof Products Co. . . . . 90	
Atkins & Co., Inc. . . . . 82	
Bowker Chemical Co. . . . . 83	
Garden Products Co. . . . . 89	

Tom

RS

Page

.....  
.....  
.....  
.....

.....

.....  
.....  
.....  
.....

.....

.....  
.....  
.....  
.....

.....

.....  
.....  
.....  
.....

.....

.....  
.....  
.....  
.....

.....

.....  
.....  
.....  
.....

.....

.....  
.....  
.....  
.....

.....

.....  
.....  
.....  
.....

.....

.....  
.....  
.....  
.....

.....

.....  
.....  
.....  
.....

.....

.....  
.....  
.....  
.....

.....

.....  
.....  
.....  
.....

.....

.....  
.....  
.....  
.....

rd Co

& Co

ad