Bindery Copy

PROPERTY OF THE
LIBRARY OF THE
MAR 25 1935
WOMAN'S COLLEGE
UNIVERSITY OF NORTH CAROLINA

The AMERICAN HOME

10¢
15¢ in Canada

SPRING GARDENING

April 1935

EVEN SMALL HALLS can be well decorated. Here Armstrong's Rose Taupe Jaspé (No. 14), bordered with blue and chocolate linoleum, transforms what might otherwise be a colorless, cramped stair landing. This floor is cemented permanently in place.

So are the bathroom's new embossed floor (No. 5430) and the smart tile effect wall—something quite new called Armstrong's Linowall (No. 815), durable and easy to clean, just like Armstrong's Linoleum.

Complete specifications for this room will be sent upon request.

A BOOK OF BEAUTY HINTS, recently published, illustrates rooms of all types in full color. It brings you a wealth of brand-new decorating ideas. Just ask for "Floor Beauty for New Homes and Old." Enclose 10¢ to cover mailing. (In Canada, 40¢.) Armstrong Cork Products Company, Desk A-4, Floor Division, Lancaster, Pa.

Natural Color Photograp

HAPPY *Stair* LANDINGS

are easy to plan if you make the floors do their share of decora ing. The hall above, for example, once looked tiny and cramped . . . until a smart woma discovered it had a real future. Its air of spaciousness, its well-bred look, are mainly due to th sweep of Armstrong's Jaspé Linoleum, accented with a contrasting border of blue and chocolat The rest followed naturally . . . a floral wall paper blending in tone with the floor . . . a fe pieces of well-chosen furniture to complete the scene. Yes, it's really as simple as that! Ar consider this, please: halls, bathrooms, even bedrooms and kitchens, require only a few yar of linoleum—not much in cost but a great deal in pleasant beauty, in cleaning ease, in comfo underfoot, and in the good old-fashioned satisfaction of knowing that a room is right!

ARMSTRONG'S LINOLEUM FLOORS *for every room in the hous*

PLAIN • INLAID • EMBOSSED • JASPÉ • PRINTED • ARMSTRONG'S QUAKER RUGS *and* ARMSTRONG'S LINOWA

NEWEST WONDER *from the* HOUSE OF MAGIC

the GENERAL ELECTRIC GAS FURNACE

burns gas the cheapest way . . . burner, boiler, controls all one co-ordinated, compact unit

THE G-E Gas Furnace saves youwork, trouble, money. It gives you the care-free xury of automatic gas heating in the most onomical way.

By "most economical" we mean: The boiler's ashboard" construction scrubs the greatest actical heat value out of the hot gases. And e patented waste-heat saver puts to work a of heat usually lost up the chimney.

That's money saving! Now consider peace mind. No fuel to order, no soot, odor or se. Everything automatic. Set the G-E ermal Control for the night and day tem- ature you want, touch a match to the pilot nt once a year—and that's that . . . Even if left home for a month, you'd come back a safe, cozy home.

And the G-E is so good looking, with its nky lacquer finish and chromium trim, t you have to look twice to make sure it is rnace!

t's complete, co-ordinated, with boiler, ner and controls designed solely for gas ting, and built into one compact unit.* e reputation and guarantee of General Elec- are behind it. G-E-trained engineers can all it in a day. Prices surprisingly moderate. ee it at G-E dealer's showroom. Send pon for free informative booklet.

gives more heat per dollar when burned in a boiler ssly designed for gas.

"MASTER MIND" E THERMAL CONTROL

an ordinary thermostat. Maintains erature level as desired. Changes day to night automatically. Built- ctric clock needs no winding.



WASTE-HEAT SAVER CUTS FUEL COSTS

When burner shuts down, gas pressure closes air draft, retaining heat in furnace, keeping boiler warm a long time.

For steam, vapor, hot water heating system, or Warm Air (with Winter Air Conditioning Unit). Comes in 32 sizes . . . for smallest home or large building.



SEND FOR FREE ILLUSTRATED BOOKLET TELLING HOW TO SAVE MONEY ON GAS HEATING

General Electric Co., Air Conditioning Dept.,
Div. A-54. 570 Lexington Avenue, New York, N. Y.

Please send me, without charge or obligation, illustrated booklet about money-saving General Electric Gas Furnace.

Name.....

Street Address.....

City and State .....

GLASS

MAKES IT LOOK LIKE A BRAND NEW HOM

How they admire an effective over-mantel mirror! ● ● What a big difference a mirror top makes on a dining room table!

● The generous use of glass, inside the home as well a in the windows, creates a charming, cheerful atmos phere that impresses guests and makes your home far more pleasant place to live. Check over thes suggestions:

1. Build or enlarge glass enclosed sun parlor.
2. Install new windows and dormers.
3. Build bay window in living or dining room.
4. Install full length mirrors in closet and bedroo doors.
5. Install new cupboards and book cases with gla doors.
6. Install Picture Windows.
7. Brighten up basement rooms with more ar larger windows.
8. Install double-glazing (helps keep your hon cool in summer, warm in winter. Essential wi air-conditioning).
9. Build glass enclosed breakfast room.
10. Install glass panels or mirrors and glass-enclos shower stall in bath room.

These are just a few of the ways in which glass c make your home more attractive. All of them, a dozens more, qualify as repairs or improvemer that may be financed under the FHA. Ask a contractor, builder or L·O·F glass distribute Libbey·Owens·Ford Glass Company, Toledo, Oh

LIBBEY·OWENS·FORD

QUALITY GLASS

THE AMERICAN HOME. April, 1935. Published monthly. Vol. XIII, No. 5. Published at 501 Franklin Ave., Garden City, New York. Subscription price $1.00 a year. Canada Foreign $2.00. Entered as second class matter at the post office at Garden City, New York, under act of Congress, March 2, 1879.

Fun—Action—Thrills—

FIND THEM IN A PLYMOUTH!

DRIVING IT IS FUN . . . even looking at this big, fast new Plymouth exciting . . . and its "Floating Ride" a never-ending thrill, as it magi-lly turns roughest roads into smooth ncrete highways. You travel faster, rther, on 12% to 20% less gas and l. As to safety... Plymouth is still the west-priced car with genuine Hy-aulic Brakes and an All-Steel Body! e and drive this thrilling new car day. Just ask any Dodge, De Soto or rysler dealer for a demonstration.

(*Left*) MORE FUN when you "get there" because driving is fun . . . when clutch, gear-shift, brakes and steering require so little effort. Plymouth's "Floating Ride," as introduced by the famous "Airflow" cars, makes long trips seem short.

(*Above*) LET'S GO EXPLORING! Plymouth's shock absorbers, new and softer springs, and a sway eliminator in front, give you luxurious comfort, a "Floating Ride" over the rough, untraveled roads!

(*Left*) BENEATH PLYMOUTH'S BEAUTY is the strength of an All-Steel Body, *steel reinforced with steel!* And inside there is more room, luxury and comfort than you expect a low-priced car to offer. Interiors are richly fitted . . . lower floors . . . wider seats . . . plenty of leg-room and head-room for five adults.

HOME ON THE RANGE . . . over roads made for cow-ponies . . . doing 50-60-70 . . . with the same restful comfort in the back seat as up in front! Correct weight distribution does this . . . seats and engine moved well forward.

Only Plymouth gives you All—

1. GENUINE HYDRAULIC BRAKES
2. SAFETY-STEEL BODY
3. WEIGHT RE-DISTRIBUTION
4. 12% TO 20% LESS GAS & OIL

PLYMOUTH NOW ONLY **$510** AND UP F.O.B. FACTORY DETROIT

Grounds about the home of Mr. and Mrs. C. H. Graening, Waverly, Iowa

Garden of Mr. and Mrs. J. L. Holland
Worcester, Massachusetts

Home of Mrs. Clara N. Mayo
Egypt, Massachusetts

Garden of Mr. and Mrs. Ralph Izard
Lakeland, Florida

MRS. JEAN AUSTIN, Editor

CONTENTS

National Edition

APRIL, 1935 VOL. XIII, No. 5

Cover Design by Margaret Masson
A Spring Study by John Kabel 324
Reliable Roses in Unreliable Climes
Annabel Morris Buchanan 325
By the Children and for the Children
Mrs. R. W. Hersey 328
Teammates for the Flower Border
Arthur Hawthorne Carhart 330
What Kind of Pool Shall I Build?
William Longyear 332
Bright and New Ideas for Children's Rooms 334
Mat and Frame Can Make any Picture "Right" . . . *Margaret R. McKinlay* 336
Why Not Build a Sensible Size?
Ernest Eberhard 339
My Desert Garden . *Amy Jane Jenness* 342
The Kitchen Safe Enters the Parlor
Dorothy John 343
We Tired of Renting Old, Inconvenient Houses! . . . . *Eleanore Painter* 344
Away with Cinderella Back Doors! . . . 346
Needlepoint for Furniture Upholstery
Christine Ferry 348
$6,500 Modernization in Pennsylvania . . 350
A "Gang" Room that Costs Nothing!
Margaret Ann Watts 351
Little Irises Among the Rocks
Claire Norton 352
Garden "Estate" on a Fifty-foot Plot
Mary and Stephen A. McClellan 353
In Santa Barbara Is a Kitchen—
Marjory C. Murphy 355
Let's Beat It! 356
Dressing Up Familiar Food
Mary E. Hussong 357
Pineapple Lends a Hand 359
Casserole Dishes—Hot, Savory, and Easy!
Dorothy Peabody 361
"Plum Purty" Cabin . *Sarah Ogilvie Rogers* 364
We Build a *Real* Log Cabin *Conrad Bering* 368
My Dear Kate: . . . . *Louise Farley* 374
Savory Secrets from Diplomatic Tables—IV German . . . . *Gretchen Smith* 382
Choosing a Home Site . *Sinclair Williams* 384
Insulate Your Bed . *J. Robert Burke, M.D.* 388
Of Interest to You? 390
Decorative Leather Seats
Harry Irving Shumway 396
Dollar Ideas 398
Be Yourself . . *Josephine Avery Bates* 400
Garden Facts and Fancies *Leonard Barron* 402
Keeping 'Em Alive . . . *Jane Calvelage* 406
Spruce Gall Aphids Stopped by Sprays . 412

Lily pool of Mrs. George Perkins
Kennebunkport, Maine

Garden of Mrs. E. E. Coonradt
Bethlehem, Pennsylvania

LEONARD BARRON, Horticultural Editor

PUBLISHED AT 501 FRANKLIN AVENUE, GARDEN CITY, N. Y., BY THE COUNTRY LIFE-AMERICAN HOME CORPORATION. OFFICERS: W. H. EATON, PRES.-TREAS.; H. L. JONES, VICE-PRES.; R. T. TOWNSEND, SEC.; J. AUSTIN, ASST. TREAS. EDITORIAL AND ADVERTISING HEADQUARTERS: 444 MADISON AVE., NEW YORK CITY. ADVERTISING OFFICES: PARK SQUARE BUILDING, BOSTON, MASS.; PEOPLES GAS BUILDING, CHICAGO, ILL.; SEATTLE, WASH.; SAN FRANCISCO, LOS ANGELES, CALIF. COPYRIGHT, 1935, BY THE COUNTRY LIFE-AMERICAN HOME CORP. ALL RIGHTS RESERVED. TITLE REGISTERE U. S. PATENT OFFICE. SUBSCRIPTION PRICE $1.00 A YEAR, CA $1.50, FOREIGN $2.00. ENTERED AS SECOND CLASS MATTE GARDEN CITY, N. Y., UNDER ACT OF CONGRESS, MARCH 3,

WOMEN *Men Despise*

THERE are a half-dozen of them in every large office. If your luck's bad you often draw one as a partner at the bridge table. In movie theatres they sit next to you—or what is worse, back of you. You see them lurking in the corner at parties, trying to look as if they were enjoying themselves. They're everywhere —these women men despise.

What does it matter that they are attractive and engaging if they commit the offense unpardonable? Who cares about their beauty and charm if between stands that insurmountable hurdle, halitosis (unpleasant breath).

You Never Know

You yourself never know when you have halitosis (unpleasant breath). That's the insidious thing about it. But others do, and judge you accordingly.

Bad breath affects every one at some time or other. Ninety per cent of cases, says one dental authority, are caused by the fermentation of tiny food particles that the most careful tooth brushing has failed to remove. As a result, even careful, fastidious people often offend. And such offenses are unnecessary.

Why Offend Others?

The safe, pleasant, quick precaution against this condition is Listerine, the safe antiseptic and quick deodorant. Simply rinse the mouth with it morning and night and between times before business or social engagements. Listerine instantly combats fermentation and then overcomes the odors it causes.

Is It Worth the Gamble?

When you want to be certain of real deodorant effect, use only Listerine, which deodorizes longer. It is folly to rely on ordinary mouth washes, many of which are completely devoid of deodorant effect. It is well to remember that excessively strong mouth washes are not necessarily better deodorants. Much of Listerine's deodorant effect is due to other properties than its antiseptic action.

Keep Listerine handy in home and office and use it systematically. It is a help in making new friends and keeping old ones. Lambert Pharmacal Company, St. Louis, Missouri.

LISTERINE *checks halitosis* (BAD BREATH) *deodorizes longer*

IDENTICAL?

By no means!

THIS HEATER WILL SAVE MONEY! The tank is *rustless* EVERDUR

THIS HEATER WILL WASTE MONEY! The tank will rust



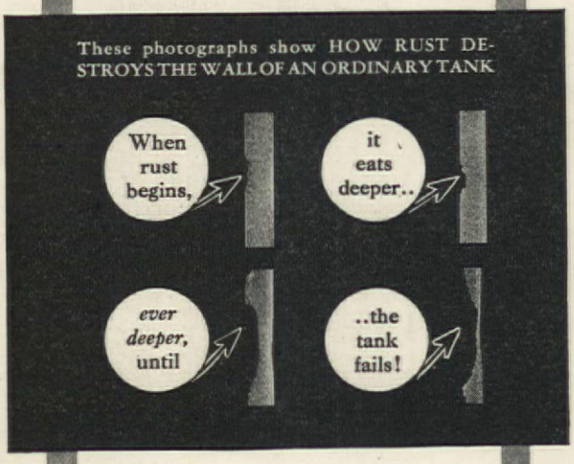



Hot water causes rust to form even faster than cold water. And, once started, rust continues to form, making the life of the tank uncertain. Rusty water appears at the faucets. Later, the inevitable happens! The metal rusts through and the tank leaks. *A tank that rusts is high in price, no matter how low its first cost!*

TANKS of *rustless* EVERDUR actually *cost less* to own

IF you knew what we know about rust, the next water storage tank you buy would be of Everdur Metal. A tank of this strong, rustless alloy of copper provides plenty of clear, rust-free hot water indefinitely. And, because it cannot rust, it costs less to own . . . saves you money, year after year. Here's why:

Tanks that rust must be cleaned and repaired . . . and, after a few years, replaced. With a rustless Everdur tank, you save maintenance expense and the cost of buying and installing a new tank. Then, too, underfired tanks lined with rust require more fuel to heat the water. And sometimes tank rust chokes the plumbing pipe and stains the water. This annoyance and attendant expense is saved with an Everdur tank!

Not only for automatic water heaters but for range boilers as well, Everdur is the *ideal* metal. And leading manufacturers produce storage tanks of rust-proof Everdur for use with any type of independent heating unit operated by gas, oil, coal or electricity, including ranges and furnaces.

Your own dealer has Everdur-tanked equipment or will get it for you. He knows it represents *sound value* for him to sell, as well as for you to own. What else but sound value can account for the fact that the large majority of leading makers of automatic water heaters and range boilers now *standardize* on Everdur for rust-proof models? Remember the name EVERDUR (Ever Durable) when you buy

ANACONDA
from mine to consumer

THE AMERICAN BRASS COMPANY

General Offices: Waterbury, Conn. *Offices and Agencies in* New York, Newark, Boston, Buffalo, Providence, Philadelphia, Pittsburgh, Washington, Atlanta, Dayton, Cincinnati, Cleveland, Detroit, Chicago, Kenosha, St. Louis, Houston, Denver, San Francisco, Los Angeles

EVERDUR METAL *for* TANKS

THE NEW FORD V·8



"Say! Has this road been repaved?"

YOU WILL THINK a lot of the old roads and streets have been repaved when you ride in the New Ford V-8. There have been many favorable comments about its comfort. Frequently you hear an owner say—"This year's Ford is the smoothest, easiest riding car I have ever known." . . . Such enthusiasm is not due wholly to the way the car rides. The way it runs is equally important. There's a definite increase in smoothness and comfort when you drive a V-8 engine. . . . Its quiet, effortless operation means greater relaxation for driver and passengers. You are at ease mentally because you are always sure of V-8 power and dependability. . . . It is comforting to know, too, that you are driving an economical car. There is no doubt about that. Abundant proof is furnished daily by the 1,600,000 Ford V-8's now on the road. They show that the Ford V-8 costs less per mile than any other Ford ever built.

THE MAPLE HOUSE YOUR DEALER BUILT *YOU CAN BUILD PIECE BY PIECE!*



★

Whitney maple in the dining-room

includes: Table (7114) $46.60; Table Chairs (7133) $7.50 each; Ladder-backs (7161) $13 each; Ladder-back Armchairs (7161A) $19 each; Westport Board (7112) $69.80; Mirror (248) $23.30; Welsh Cupboard (7138) $58. Ask your dealer to show you other Whitney pieces.

★

Whitney maple in the living-room

includes: Sofa (3637) $103.40; Mirror (6112) $18; Wall Bracket (3554) $2.50; Joint Bench (3673) $11; Duck-foot Stand (428) $12.80; Chair (3636) $53.70; Magazine Table (3617) $22; Cape Cod Chair (3595) $41.40; Cricket Stool (300) $2.50; Magazine Rack (3524) $7.70.

IN THE heart of the city, amidst the din and turmoil of life today, is a place of tranquillity and charm. It is the Whitney House, furnished throughout with maple that brings to modern homes the very breath and color of Early America!

Built on the furniture floors of exclusive dealers throughout the country, the Whitney House offers a new and significant way to choose furniture. Hitherto, you wandered about, not always seeing what you wanted. In a Whitney House, you view Whitney maple tastefully arranged room by room, to give you new ideas for your own home.

As you explore these pleasant rooms, reflect that you can purchase Whitney furniture "piece by piece." Whitney patterns are open stock for color and design. Choose today the ladder-back, the Cape Cod chair, the highboy, the maple bedstead that appeals to you. Add to your collection as you wish. Always, Whitney quality protects you.

The charming entrance of a Whitney House . . . inviting, hospitable, cheery . . . where Whitney furniture is tastefully displayed room by room.

Whitney furniture is constructed only of northern rock maple and hard birch—never of soft maple or inferior substitutes. The mellow golden finish is wholly distinctive, and is nowhere successfully duplicated.

Your nearest Whitney dealer will gladly help you make a selection—and offer you many new and interesting ideas in home decoration. Ask him, or write to us, for a copy of the booklet, "Colonial Charm in Modern Homes." W. F. Whitney Company, Inc., South Ashburnham, Mass.

WHITNEY

★ ★

The following dealers display Whitney furniture in model houses:

CALIFORNIA

Los Angeles . . . . . The May Company
Oakland . . . . . H. C. Capwell Company

COLORADO

Denver . . . . . Denver Dry Goods Company

CONNECTICUT

Bridgeport . . . . Geo. E. Nothnagle & Son, Inc.
Danbury . . . . . Henry Dick & Son
Hartford . . . . . G. Fox & Company, Inc.
New Haven . . . . . Edward Malley Company
Norwich . . . . . Schwartz Brothers
Waterbury . . Hampson, Mintie & Abbott, Inc.

DELAWARE

Wilmington . . . . . Miller Brothers Company

DISTRICT OF COLUMBIA

Washington . . . . . Mayer & Company

ILLINOIS

Chicago . . . . . The Fair Store

INDIANA

Indianapolis . . . . . L. S. Ayres & Company

IOWA

Des Moines . . . . . Younkers Brothers

MASSACHUSETTS

Boston . . . . . R. H. White Company
Fall River . . . . . Mason Furniture Company
Lynn . . . . . Hill & Welch Company
New Bedford . . . . Mason Furniture Company
Northampton . . . McCallum Department Store
Springfield . . . . . Forbes & Wallace, Inc.
Worcester . . . . Sawyer Demonstration Home

MICHIGAN

Detroit . . . . . Pringle Furniture Company

MINNESOTA

Minneapolis . . . . . New England Furniture & Carpet Company
St. Paul . . . . . Emporium, Inc.

MISSOURI

St. Louis . . . . . Famous-Barr Company

NEW YORK

Albany . . . . . W. M. Whitney Company
Herkimer . . . . . H. G. Munger Company
Newburgh . . . . . Burger's Furniture Store
New York . . . . . Gimbel Brothers
Poughkeepsie . . . Mitchell Furniture Company
Schenectady . . . . Fern Furniture Company
Troy . . . . . Union Home Furnishers
Utica . . . . . Goodman Home Furnishers

OHIO

Akron . . . . . M. O'Neil Company
Cincinnati . . . . . John Shillito Company
Cleveland . . . . . Higbee Company
Dayton . . . . . Rossiter & Jarrett Compan
Toledo . . . . . Buckeye Furniture Compan

PENNSYLVANIA

Bethlehem . . . . . Furniture H
Erie . . . . . Klick Furniture Galleri
Johnstown . . . . . Penn Traffic Compan
Philadelphia . . . . . Strawbridge & Clothi
Pittsburgh . . . . . Gimbel Brothe
Scranton . . . . . Stoehr & Fist
Williamsport . . . . . L. L. Stearns & So

RHODE ISLAND

Providence . Callender, McAuslan & Troup, In

TEXAS

Dallas . . . . . Titche-Goettinger Compa

VIRGINIA

Richmond . . . . . Sydnor & Hundl

WASHINGTON

Seattle . . . . . Bon Marche Compa

WEST VIRGINIA

Charleston Woodrum Home Outfitting Compa

W. F. WHITNEY Co., Inc., So. Ashburnham, Mass.
Please send me the free, illustrated booklet, "Colonial Charm in Modern Homes."

*Name*_____ *Address*_____

The carpets at the top show a new weaving trick. The rugs are by Cristafonetti.

New splendor underfoot!

Just a hint of what the versatile Bigelow looms have been up to! Contemporary rugs and carpets as vivid as tropical flowers ... as suave as a 1935 debutante ... as novel in weave as a Rodier fabric!

And for all their dash, they're as sturdy as your great-grandmother's old Brussels carpet because they're made of Lively Wool.

Copyright 1935, Bigelow-Sanford Carpet Co., Inc., 140 Madison Ave., N. Y.

WOVEN BY THE BIGELOW WEAVERS

RUGS AND CARPETS BY **BIGELOW** WEAVERS

One of the nicest ways to get fresh air

Over your head put the solid steel protection of the "TURRET TOP" Body by Fisher

now featured on Pontiac, Oldsmobile, Master De Luxe series Chevrolet, for 1935

Easier to operate—more expertly engineered than ever this year. Fisher pioneered-and-perfected No Draft Ventilation literally permits you to control Spring breezes with your finger tips. You will find it on every General Motors car, regardless of price —and on these cars exclusively

To fill your lungs with good fresh air, you don't have to go down to the sea in ships any more. Fisher pioneered-and-perfected No Draft Ventilation has taken care of that. Winter or summer, storm or calm, you can now ride out in Body by Fisher and drink deep of wholesome ozone without a moment's exposure to drafts or bad weather. You can relax and luxuriate, too, in marvelously deep, wide seats. And you'll find at your finger tips a host of exclusive niceties that make folks say, "When you buy that new car, pick the one with Body by Fisher."

Body by Fisher

BODY BY FISHER on GENERAL MOTORS CARS ONLY: CHEVROLET • PONTIAC • OLDSMOBILE • BUICK • LA SALLE • CADILLA

OUT WITH THE OLD!...

In with the new!

THE PERFECT SLEEPER HAS "NO TUFTS" . . . no deep dust-catching grooves No stitched-through cords No tied-down springs It is perfectly SMOOTH —luxuriously soft, buoyant, its springs free-acting . . . and it can be kept as clean and fresh as new bed linen

This world of progress is ever moving toward better living and new things to heighten the homemaker's interest in her household equipment. Improved bedding items are always intriguing. The Perfect Sleeper mattress is even more. . . . It is positively exciting—so revolutionary are its features.

Think of an inner-spring mattress that really is what a mattress should be—perfectly SMOOTH, permanently shape-holding, endlessly soft! . . . A mattress that isn't drawn down into grooves and pits and elsewhere left to "boop up" in biscuit-like puffs! The Perfect Sleeper supports every muscle of the body evenly—restfully. Padding is nowhere compressed—yet it can't "creep" into humps-and-hollows. The natural resiliency of the springs is nowhere restrained—yet they can't lean, overlap, become jumbled or work through.

The Perfect Sleeper's exclusive type of inner construction has already brought to thousands these amazing tuft-eradicating improvements. They mean that you, too, can be done with dust-catching mattress crevices, tick-tearing cords and knots, and sagging edges that prevent neat bed dressing. They mean also that the Perfect Sleeper will last a generation or more! Do see it!—at your department, furniture or housefurnishings store. Beautifully patterned damask ticking. Fascinating color choices.

$39.50

(On Pacific Coast, $42.50)

The Perfect Sleeper Studio Couch contains a genuine Perfect Sleeper tuftless inner-spring mattress, and can be made up as a twin or a double bed. Covering is a special imported fabric of ravishing richness and unusual durability. Choice of four popular room-harmonizing colors. A beautiful and luxuriously comfortable couch! **$59.50.** Other models—*Guest Sleeper*, $49.50; *Knight Sleeper*, $39.00.



Sleeper Mattresses and Studio Couches are made only by responsible regional bedding manufacturers licensed under three basic patent-rights. Factories in twenty-nine cities. Sleeper Products, Inc., American Furniture Mart, Chicago.

PERFECT SLEEPER Mattress

Other genuine Sleeper tuftless mattresses include the Restal Knight, Onotuft and Smoothie. Box springs to match. As low as $22.50.

A spring study by John Kabel

As if to be the first to sing
The glories of the coming spring,
The Trillium sways and beckons with glee
To its woodland friends—and you and me.

Reliable Roses in unreliable climes

Annabel Morris Buchanan

IN A mountain climate that in- vites every evil known to rose- dom, there are a few Roses that tand out gold-starred by a long rial-and-error process of selec- ion. These are they which, in pite of great tribulation, survive pidemics of rose bugs, blight, nd mildew or late freezes, and ho reward us every season with nchanting bloom.

We plant with prayer and sup- lication lusty young nursery oses labeled Souvenir de Geor- es Pernet, or Rev. F. Page oberts, or President Hoover, or ewer Hybrid Teas that, by all he rose-gods, ought to produce eavenly-beautiful blossoms just ke the illustrations in the cata- gues. And do they respond to ur carefully prepared soil, thor- gh watering, and regular spray- g? Alas, quite often they regard as Greeks bearing gifts. They ok coldly upon our advances, low us perhaps one or two quisite blooms; then, as if suc- mbing to Alice-in-Wonderland's ttle labeled "Drink me," they adually become smaller and naller until they actually shrink ay altogether.

In fact, our beds of Hybrid eas have had to be so contin- lly replenished or altered, we n hardly call any of the Roses name. Los Angeles had three ccessive plantings, yielding out three glorious blossoms in , but we finally had to give her for an innocuous Rose sent as premium. Talisman gayly put th two or three blooms before cumbing to heart failure, and adame Butterfly blooms in his ce. Crusader was an adored orite, but dwindled away to h an extent that he was mis- en for a blade of grass and pped up.

So runs the sad story. But in n do warning friends point out ualties on the field of Roses. long as flower catalogues dis- y their maddeningly lovely strations will we be persuaded o new trials and fresh disap- ntments, feeling that with a le more understanding of the ma-donna nature of hybrid es, success will eventually be ured. And in very fact we must

Only in the favored South may we drape the front porch with the delicate drooping fragrant yellow Marechal Niel, but—good news—Emily Gray is a yellow free flowering climber of much more hardiness and more versatility which will grow in colder places

ever be on alert lookout for new and more unusual introductions. Of course, you want to test out the latest débutante that has some very new attributes. For instance, there is offered this year the closest approach to black that ever Rose has tendered in the new Nigrette.

Meanwhile, there are glorious compensations. With us, the Hardy Climbers grow, not wisely, but too well. We are sure they are lineal descendants of Jack's beanstalk. And with so many lovely varieties to choose from, there seems no excuse for tolerating the old Crimson Rambler which only messes up the landscape by losing its leaves, like as not, after blooming. Even the ubiquitous pink Dorothy Perkins sometimes shows this same fault, as well as a tendency to mildew. But it is so lovely in spite of it, we cannot bring ourselves to do away with the graceful plants wreathed around our ancient Apple trees with deep purple Clematis or lavender Wisteria, peeping through Wild Grape or Virginia Creeper from the tops of our Wild Cherry trees, sprawling over a steep

terrace with Honeysuckle and English Ivy, or accommodatingly hiding from view an unsightly wire fence in the rear of the house.

The Southerner's heaven is hung with Marechal Niel and Cherokee Roses. Unfortunately, even in our own mountain region, one cannot quite approach heaven. Marechal Niel we had wanted above all Roses. Our front entrance should be draped with this enchantingly fragrant deep yellow Rose that carried with it our fondest childhood memories. Regretfully we have replaced two Marechal Niels with the beautiful saffron-yellow Emily Gray whose glossy foliage stays green until after Christmas, blooming over our entrance porch with pale pink Dr. Van Fleet Rose and late lavender Wisteria, forming an unforgettable picture. And instead of the Cherokee, there is the glorious Silver Moon, which has asked nothing more than a chance to spread itself over a lattice fence and everything in sight, its great white blossoms and reliable foliage forming one of the mainstays of our garden. And if you are in more trying climates plant Purity instead for, to all intents and purposes, so far as the average person is concerned, they are alike and will give the desired effect.

Dr. Van Fleet is the most satisfactory pink climber we know, with exquisite buds and full formed blooms And there is Max Graf, whos deep pink single-flowered cluste bloom next to Silver Moon, an whose dark leathery foliage stay on in late summer when man other Roses have yielded to blac spot. Although Max Graf grow luxuriantly on our Colonial la tice fence, this Rose is ideal f the terrace wall, and would be home on embankments in the re now covered with Dorothy Pe kins for Max Graf is a "grou cover" Rose.

We could not do without Am ican Pillar, a riot of bloom on sunny archway in our garden, a one of the most loved members our Rose colony when bloomi

Indeed all Roses among the newcomers can hardly be expected to be equally at home everywhere throughout this land. But there are diversity of flower form and great range of color that you can have among the more rugged Roses. 1. Tausendschön, floriferous and very rugged. 2. Gruss an Teplitz, always in bloom. 3. Hanson's Yellow, an old timer indeed. 4. Paul's Scarlet Climber glows brightly

2

with Honeysuckle on another garden entrance in the shade of a giant Maple. Another robust plant has covered one corner of our rose garden fence and flung itself across a tall Pine tree, the brilliant cherry-pink clusters gorgeous against the deep green of the Pine. Climbing American Beauty is the earliest to bloom, in a summer house between rose and perennial gardens, and again on an archway into the cutting garden, and is gloriously lovely for a few too-short days. Roses and Darwin Tulips are so unutterably sad when they bloom out! However, their short-lived beauty more than compensates for the later devastation, which at least may be cut away.

Coralie is shy in bloom with us, probably because a Clematis paniculata on the other side of the rose garden fence has all but smothered it! The saffron-pink blossoms make it one of our favorites.

Evangeline's delicate wild-rose loveliness should entitle it to be better known. It is a never failing bloomer here, its clusters flowering just after the deeper pink Tausendschön and the still deeper Rosalie, on rose garden gate and lattice fence. Evangeline's foliage seems to last better than that of the other two Roses, but all are lovely in early summer.

Paul's Scarlet Climber looked too brazen in the rose garden, so it was removed to the wild garden, where its dazzling blooms flaunt themselves from the branches of a tall Dogwood on a steep slope overlooking river and mountains, and now if you want, you can have some recurrent bloom of the same color by planting Blaze—but wait for the second year and do not cut back the spring bloom. Gardenia opens its creamy yellow buds on a sunny stone wall, along with the brilliant Hiawatha and fragrant and lovely Honeysuckle.

We always look forward to Zepherin Drouhin, whose clear pink blossoms open on another fence bounding the rose garden. Mrs. Francis King unknowingly persuaded us [*Please turn to page 410*]

Photographs by J. Horace McFarland Co.

8



7

9

5. Madame Butterfly, a typical Hybrid-tea. 6. Up North, Mermaid well substitutes for the Cherokee of the South. 7. New Dawn, the everblooming Dr. Van Fleet. 8. Hugonis, early large and golden. 9. Blaze, a very spectacular fiery climber that blooms also in fall

By the children and for the children—*Mrs. R. W. Hersey*

Have your children in unguarded moments ever trampled through your garden and picked your prize Delphiniums? Have they displayed a similar yearning for your friends' pet blooms? Or perhaps your best friend's child has converted your most successful seed bed into a bakery full of fine upstanding mud pies? Give them a patch of their own and watch the change

You must have wanted to be just as abrupt and fierce as the Queen in *Alice in Wonderland*, and to shout: "Off with his head" when your own or your neighbor's child and his pet puppy romped through your flower border quite nonchalantly. I don't blame you. I've had bad moments too.

If our own youngsters behave in this manner it really is our own fault. The scoldings should be self directed. After all, why shouldn't children want to pick flowers? They see us grown-ups pick them and arrange them for the house, and they always want to imitate our doings. It seems as if all the brightest gayest flowers nod their heads in welcome when small children come out among them to play. They positively invite picking. Their bright colored blossoms express a child's love of happiness and gaiety as no other object can. With an urge to seize this cheeriness and color and make it their own they accept the invitation of the flowers and pick and pick. As they break off one they step on another, and on they go through a bed. Prompted by good motives, following a natural urge they create havoc in our gardens and what are we going to do about it?

We're not going to forbid children to play there, nor subdue our own all day with "dont's" and "keep offs" until they want to go elsewhere for their amusement, but there is an answer and it is indeed a simple one.

Give them their own gardens full of their own flowers that they *can* pick. This has been our answer to Joan who is six and Bobbie who has just celebrated his third birthday. It fulfills their natural desire for beauty and makes it possible for them to create it themselves. Then too it gives them a decided interest when school is over. Let them plant their gardens themselves and take care of them. They will never want to destroy beauty that they themselves have created. Their respect for their own flower beds will extend to all flowers—and that is where our gardens get a "break"!

Begin early in the garden year with a miniature set of tools—rake, hoe, and shovel—from the hardware or seed store. These are a stimulant to a natural affection for digging and shoveling. Then select a small sunny patch in the yard any convenient size (our children's gardens in which a little of everything grows are about five feet square). Dig it up and feed it with some plant food when the grown-ups' garden is prepared. The seeds may have rough treatment and will need every chance because children cultivate rather strenuously, I've discovered. They are also stern little critics. They care for no second-rate flowers but are satisfied only with the bes

Let them experiment with th various uses of their shovel, rak and hoe in their gardens whe no harm can be done before the plant their seeds. Let their imag inations have free rein in plannin this small area. If encourage they will probably love gatherin small stones and edging the ga den. Making a tiny path of fl stones through her garden patc appealed to Joan this year. Be ever so short there is nothing lik having a flagstone walk just lik Mummy's and Daddy's.

When the paths and edges a done help them choose their seed Pick nice large appealing on when possible. And always sele those that flourish in spite of a versity, because they may drenched for several days ar then forgotten altogether whi the latest crop of baby bunni are arriving and being appr ciated. Besides, very frequent I've found it necessary for t young to dig up a Nasturtiu seed several times to see wheth it has begun to grow. But som

how the good old sun and Mother Nature between them see that the children are never disappointed and a large proportion of their things come up and bloom beautifully and profusely.

Nasturtium seeds are a great favorite. Zinnias and Marigolds are also indispensable. Cornflower seeds have a particular charm of their own. Their tiny stem is like a handle and the wee bristles on the other end are just like those on a broom. So our children call them fairy whisk brooms. These seeds form a basis of their gardening ventures as they are all easy to raise. We usually observe

Photographs by Cuyler McRae

nat a few of any other sorts that e are planting in the big flower orders find their way into odd orners of the children's garden. Planting for them is a great casion. Tucking all the little eds so cosily into the earth is n. Each variety has its carelly printed label heading the w or clump as the case may be. A couple of small watering cans em to enter our lives about here. nd I'll have to mention real blue nim overalls that our children ve too. They do enhance the ole gardening picture so much. Usually when we are all waitg for our seeds in the big garn to come up the local nursery mpts us with lovely Pansies, rget-me-nots, and Bachelorttons. Of course, we yield with easure. We buy extra plants for e children. How tremendously s pleases them. They watch h care to see how we plant ours d do their own in just the same nner, watering each plant carely as it goes in. At this time re are usually plants from the garden that we are dividing. e children love to receive our ts of Sweet-william or Spice ks, or whatever we are thinning. Now they have Pansies, Forget-me-nots, and Bachelor-buttons to pick before the other seeds are up.

From this time on tiny bouquets in diminutive vases begin to appear in the house. Granny across the street becomes the recipient of many small bunches of bright and gay flowers from small and very dirty hands.

First thing you know twin Zinnia leaves come pushing up through the earth, and little frilled Nasturtium leaves put in an appearance. Of course they need attention and watering, and there is always a certain amount of rearranging to be done, particularly if we are doing any in the big garden. Keeping the Pansies picked assures them of perpetual bloom too. There is just enough to keep them busy and amused many a warm summer morning. These gardens of theirs satisfy any urge they might have for tours of exploration into favorite seed beds. This used to happen occasionally before our two donned overalls and started to work in their own garden.

After we turn them into gardeners we give them a free hand. We let their gardens be their very own in the originating as well as the carrying out of their ideas. A suggestion or two now and then from us parents is not amiss—but let's never be a wet blanket on some of their wildest plans. Their ideas are so charming and original, to say the least.

One day I was planting Corn. I suppose the crinkled hard seed appealed to Joan. Anyhow she immediately decided she must plant some. So she has one hill of Corn on the right as you enter her garden. Next to that is a Tomato plant, beyond which thrives a bed of Snapdragons. Then her path turns to the left. A clump of Sweet-william greets you there. To the right Nasturtiums creep over her flagstone walk. They are bounded on all sides by Zinnias, Marigolds, and Cornflowers. The whole garden is about six feet square! Next to hers is Bobbie's edged with bright Pansies. She and I have helped him with his planting. His keen interest compensates for his lack of experience for at his early age he is an ardent gardener. His is very complete even to the Tomato that lifts its feathery leaves right from the middle of a clump of Zinnias. So they are carrying out their own ideas. We let Petunias surround the Corn. We look at Bobbie's Tomato plant and adore it. After all, we have given them their gardens so we let them be a perfect reflection of their own ideas not ours.

When our two have friends come to play and gardens are mentioned they will be very apt to show off their own because they are very proud of them. The guest child almost immediately catches the attitude of respect they have for flowers, and will hold our flowers in the same high regard as a result.

Our children love gardening and have learned a lot about it and I, as a parent and garden enthusiast, have found this a perfect solution to many summer problems in child training.

In blue denim overalls our children spend many adventuresome hours hoeing, trimming, and caring for their prized possessions



M. E. Hewitt

Teammates for the flower border

Arthur Hawthorne Carhart

Here is a rational view of color schemes! Use flower blooms for color emphasis in the garden masses as you would distribute lamps, bright pillows, and vases in the living room. Don't worry too much about precise color harmonies in variety combinations; consider first of all the major effect

Old Dame Nature has a streak of humor. For days you may weigh and balance just what to plant as neighbors in your flower border, planning color combinations that you believe will be a grand success. You plant them, wait anxiously, and then when they come you find that your calculations have been upset by the funning spirits that direct the garden's cycle.

Perhaps soon after you have had some pet flower combination that you have counted on being a masterpiece of detail show up as gaudy or drab and anything but interesting, you find where Nature has slyly produced an exquisite and telling flower combination that you never would have thought of.

That is why I have always advocated using flower bloom as color emphasis disregarding for the main part, the idea of precise color harmonies in the combination of varieties. If color power is balanced, and if you use flower masses for color accent in the garden as you would distribute lamps, bright pillows, or vases in a living room, you produce the major garden effect. The detail can take care of itself. After all is said, the plants exist for the garden; the main general effect is the primary thing to go after in planning and planting. If you secure that and to it add good color balance with interesting flower combinations as detail, you are that much richer. If you get so immersed in specific flower combinations that you lose sight of the general picture you may miss both the main picture and the detailed qualities as well.

Perhaps the fact that I have not worried and worked to have these minute combinations in color and form among the flower masses in the borders of my own home garden is the reason for my having a few quite striking and unusual results in the color combinations that have volunteered in that border. My primary goal was to get a splash of massed and powerful color at certain points and have the colors blend and harmonize as they chose.

The California Poppy escaped and got over to pile in around Quaker Lady Iris. Equally trampish, the blue Flax stoutly contested the same ground. The California Poppy reseeds itself each year in terrific abundance; so much so that perhaps eighty per cent of the plants should be thinned out. But if Quaker Lady holds off blooming just long enough to get a few very early Poppies blooming and the blue Flax is in the right stage of flower there is a gorgeous and natural blending group.

Quaker Lady Iris is so soft and neutral you would suspect that she would get along with any sort of neighbor. But Panorama Breeder Tulip that managed to delay blooming long enough to get into the picture last season promptly got moved from near the Iris. The powerful bright red was too powerful for the Iris shades and the effect was outright upsetting. It might be recorded here that this is the only case among over a hundred varieties of all sorts of perennials, annuals and bulbs where there was anything like a real clash between colors although the much-written of fetish of precise color combinations was tossed into the discard where it properly belongs. For more pleasing results will come

color forces are balanced without regard to shade, color, or tint. And that is well illustrated in this case. The color power of Panorama was quite in excess of the color power of Quaker Lady and therefore an upset resulted.

By all odds one of the most delicate effects I have ever seen in a perennial border sneaked into my garden a few years ago. The Babysbreath is always a cloudy rowdy, billowing out over surrounding plants and misting them with white and palish green. There had been a fine group of blue Violas adjacent to the Babysbreath but when the mist cloud of white bloom spread they were submerged and for a time lost. Then the little miracle of beauty happened. The Violas saw their own blue of the sky up through the mist cloud of Gypsophila paniculata and they started reaching for it. Tall and lanky they climbed up till they could see the sky and smile back at the blue. The result was a plant combination that no one would have designedly made. The hazy blue seen through the cloud of the fine flowers of Babysbreath was a touch that old gal Nature gave to the border that I would never have attempted. But now that I have seen it I realize that here is a bit of unusual effect for low-growing flower borders that is fine and worth while.

The vagabond habits of blue Flax is responsible for another combination of early bloom that is very striking.

Tulips had been planted in a certain portion of the flower border. The varieties were Pride of Haarlem and Bronze Queen.

Sedum telephium had been planted to give a twelve-inch height and yellow flower mass after the Tulips had died down and old flower stalks had been removed. But the blue Flax contests every part of the garden and invaded this particular section. Plants of the Flax that attained reasonable foothold in the fall bloomed the next spring. Up came the Flax, up came the Tulips, and there was a color trio of the red of Pride of Haarlem, the tan richness of Bronze Queen, and the cloudless blue of Flax.

For those who say red and blue clash when they come in bloom side by side, here is the answer: Blue Flax and Pride of Haarlem are about the same raw color power. Being balanced in force of color, neither disparages the other. While Bronze Queen's heavy-veined tan seems to be a blending shade that fits in with both these others. I feel sure that if the yellowish undertones of Bronze Queen were not there the blue would not be so definite, and if the Flax were not there, Pride of Haarlem would rather out-shout Bronze Queen. So the self-invited Flax produces real harmony by injecting the notes of the garden "blues."

That idea of planting something that will follow in after the Tulips are through blooming is worth a few more notes. Some years ago Bartigon Tulips were planted in front of a small clump of Snow-in-summer (Cerastium tomentosum). If you have had any experience with this you know it is much like the Flax and California Poppies; it goes everywhere, even finding seedhold in the thick lawn. In the few years' time it has completely overrun the location of these red Tulips; covered them with a mat. Oddly, the Tulips seem to object not a bit. Up they come in the spring, accept the silvery foliage of the Cerastium as a background against which their red blooms are displayed to advantage, and after blooming period is quite done, the Tulips can be trimmed back until ripening is finished, then the leaves removed entirely. Because the bulbs are planted in saddles of sand they will probably thrive there for some years to come. When they eventually give out, if they do, I think I shall perpetuate that combination and when I do I shall get as late and brilliant a red Tulip as I can find in the hope that the end of the Tulip bloom will overlap generously the blooming time of the Cerastium. Bartigon almost does it.

Nepeta mussini and the California Poppy do a very nice duet. They are of the same approximate height, they are sufficiently contrastive in textures to secure a nice effect in foliage, and the gold and blue work out well together.

An all-white and green depending more on textures than on color for the pleasing picture they make is Babysbreath and the Shasta type Daisy. This was another case where the Babysbreath romped away from its allotted position in the border. The heavier dark green of the Daisy leaves plus the cloudlike edge of the fine-flowered Babysbreath, plus the sturdy, heavy flowers of the Daisy produced a nice variety of leaf surface, decided green splashes, blending filminess.

Had you ever thought of placing Tulips under spreading evergreens such as the common Ground Juniper, and Savin Juniper? I am not sure that that was the work of Dame Nature in our flower border. But there are Tulips that pop up through the green plumes of the evergreens each spring, have their day, then disappear until next season, hiding safely under the Juniper blanket.

If you have never seen blue Flax and the Wild Rose blooming together you have missed a treat. Here again the Flax took garden planning into its own seed pods and tossed its progeny over to take root beside the Wild Rose bush. And the Rose was not a planned touch. It had come in from the hills with a Juniper.

There were several outsiders that sneaked in with the Junipers that we got from the foothills of the Rockies. There is an Aspen that burst up from seed. It is rather difficult to get Aspen to establish itself when you go to the pains of moving it in from the high country. But this fellow, a trespasser, helped himself to a garden corner and now twinkles his restless leaves as merrily as though he had really been invited.

Another show we have is a clump of the Wild Horsemint or Beebalm (Monarda) that made itself at home with one of the Junipers. It mixes its lanceolate foliage with the fresh green needles of the evergreen, throws a great display of the reddish flowers in mid-summer, seems to be thoroughly at home, and—we've left it there, thinning it as we must each season.

Still another compatriot of the Junipers that has sneaked in under the cloak of spiky needles, is the Wild Onion. This may be Allium brevistylum. And close by is a dwarf mountain Snowberry (perhaps Symphoricarpos pauciflorus) that adds a bit of fine deciduous foliage and, in the fall, little miniature snowberries to the group. One interesting bit concerning these wild flowers is that they have shown up wonderfully well in garden locations but are generally not offered in our nurserymen's catalogues. I would not have toted them in from the hillsides because there, without care,

[*Please turn to page 406*]

Harry G. Healy

Soft color tones in this garden scene. In the foreground the white wood Hyacinth lights up the golden tones of Iris aurea maculata. Masses of gray-blue Phlox divaricata give misty distance. Paladin Tulip arising above it. Garden of Mrs. Peckham, at New Rochelle, New York

George Stag

What kind of pool shall I build?

— *William Longyea*

Semi-formal type of pool is best fitted to level surroundings, and it may be backed by informal groupings of trees and shrubs. But do not forget, Waterlilies must have abundant sunshine to bloom profusely



EARLY in the year is the ideal time to build your pool. You can begin as soon as danger of freezing is over, and you may enjoy the finished effect, planting and all by Tulip and Iris time. New planting will cover the "scar" by May or June. You may enjoy the full beauty of the new pool in those choicest of garden months.

After deciding to build a pool, the next and most important question is: what kind of pool will be most suitable for the location? The answer is based on logic as well as taste. Is the ground flat or uneven? The semi-formal pool lends itself to even ground. The naturalistic pool fits more gracefully into hills, slopes, banks, and woodsy surroundings. It is quite possible to create a naturalistic effect on flat ground by using the excavated earth as banks together with overhanging rocks to blend planting and water. It is much more difficult to make an uneven location into a suitable formal site for a pool.

The formal pool is preferable if the location is near buildings, rigid walls, or other artificial construction. The formal lines of this type of pool are harmonious with the hard contours of architecture. The accompanying photograph of a semi-formal pool shows that it is an ideal type for the small garden. It may be backed by informal groupings of trees and shrubs.

Naturalistic means an imitation of nature. The naturalistic pool should be exactly what the name implies, as near like

For an uneven site, a bank or hillside, the naturalistic pool is the best choice and it will be easy to have a waterfall effect in such a place

nature as possible. The ideal toward which to strive is a natural pool located in woods or fields. Close association to buildings, unless these are softened by planting is decidedly undesirable. The charm of the naturalistic pool is in its elusive contours made by overhanging trees, ledges, and border plants. The illustration herewith shows a hillside location, impossible for a formal scheme but perfect for the ledge, the waterfall, and the rustic charm of nature's own. This pool was started in March. By June, labor, imagination, and a little expense had created the miracle shown. All of this was done on Long Island, a region supposedly devoid of all stones except cobbles.

The purpose of your pool should help decide type and location. If you wish to have Waterlilies in profusion and a decorative placid "mirror" build in the sun for warmth and unobstructed view. If you love ferns, the trickle of water falling from rock to rock, and the cool mystery of nature, build a naturalistic pool.

The location? Usually the far corner or the rear of the garden is best suited as the pool becomes an objective for the path or the eye. Location will be guided by viewpoint from the house, proximity to existing background planting, exposure, and other local influences.

Whether you build a formal or informal pool use a clothes line and stakes in planning the shape of the pool on the ground. View it from a distance remembering that the thickness of walls and the perspective of distance greatly reduce the visible water surface. Build too large rather than too small. The semi-formal pool illustrated is ten by twenty feet, a size suitable for the average garden.

Begin excavating by placing the top soil in a separate pile. Throw the excavated soil far enough away to allow foot room around the hole. This soil may be kept within bounds by placing a few boards on edge and staking them for support. The sides of the hole should be kept firm to act as forms. Slant them slightly back toward the outside edge. Excavate eight or ten inches deeper than the desired water depth which need not be more than two feet at the deepest point. The bottom of the hole should be graded evenly and slightly toward a central point for draining and cleaning.

The average pool does not need a drain. Overflow and evaporation take care of excess water. Once or twice a year complete drainage may be easily achieved by syphoning off the water with a garden hose led to lower ground or a cellar drain. A dry well may be constructed by sinking a large barrel or, better still, a very large sewer pipe or flue tile. This may be located under the pool but is more accessible if a little to one side.

After all inlet and drain pipes which are to be set in the concrete have been adjusted and forms are in place proceed as follows: Grade cinders or coarse gravel over the bottom of the hole to a depth of four inches. Mix Portland cement with two parts sharp sand and three parts of coarse gravel or half-inch crushed stone. Add water as the combination is mixed to a thick though not rigid consistency. Tamp the wet concrete immediately with a hoe handle, working it well together and allowing the surface to settle evenly. It is wise to do the bottom and sides the same day to eliminate a joint. If this is not possible rough the partly set concrete to allow a better binding where the joint is to be made when the work proceeds. While reinforcement is desirable I know

[*Please turn to page 411*]

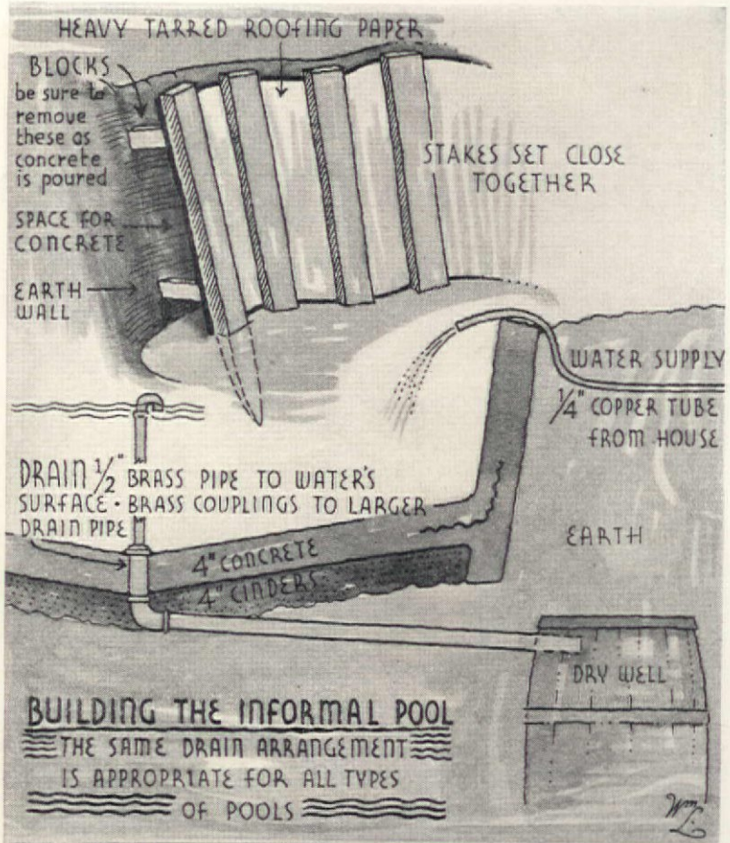



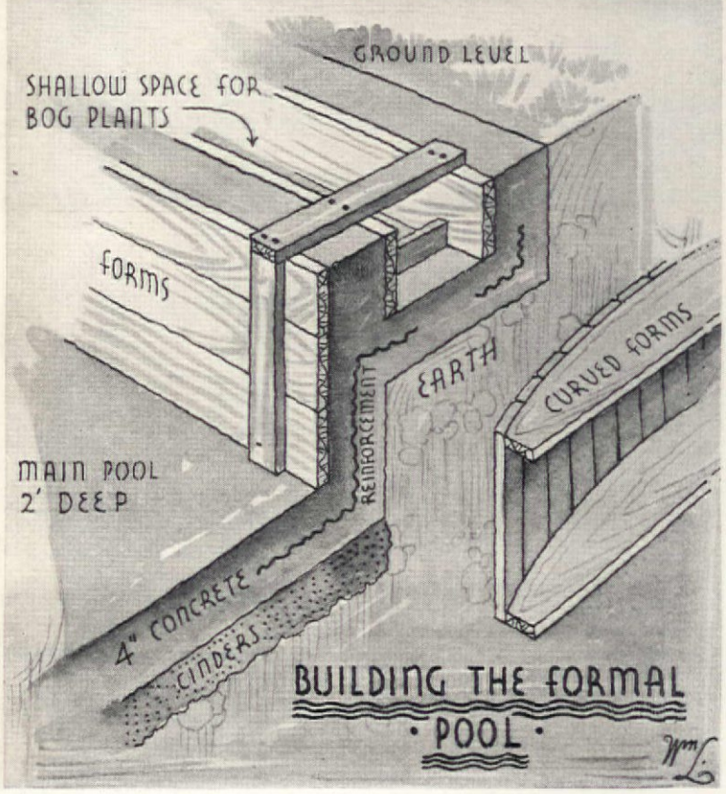

Bright and new ideas for children's rooms



Above: A modern nursery in a New York apartment dec
rated by Paul Frankl. Here the walls below the dado a
covered with white washable paper patterned with leav
and birds sketched in black. A sea-blue rug covers t
entire floor. Furniture is made of sturdy white wo
enlivened by bands of red. The interesting drum lam
shades are white parchment with red trim. Veneti
blinds are the same shade as the carpet. Ample space f
toys encourages the young occupant of this room to have
place for everything and keep everything in its pla
With the exception of the crib, the furniture can be adapt
to the child's changing requirements as he grows old

At left: A blackboard and regulation school desk are sou
additions to the school room in the three-room bungal
assigned to Shirley Temple, famous little film star, at t
Fox Film Studio. Done in blue and white, this sch
room has blue chintz valances over white organdie cu
tains, and a blue and white piqué cover on the lounge. T
school desk and matching bench are painted old ivo



In a child's room, decorated by Paul McAlister, one of the most interesting features is the built-in closet. Wallpaper in gold and tan patterned to imitate Venetian blinds gives the otherwise uninteresting panel sections real character. The closet is divided into three sections for clothes, games, etc. The window, an inside one, utilizes the Venetian blind paper as disguise. Paper from Imperial Paper and Color Corp.



Below: In a playroom planned for a little girl an awkward recess is transformed into a blackboard corner, the "Little Black Sambo" frieze being the final touch of perfection. A wall blackboard may be made on any smooth painted or plaster surface by framing the area with molding and finishing it with blackboard slating or by painting the wall with black paint to give a glossy finish; then apply dull black paint

'Pasterettes," consisting
f washable fabric cut-
uts in animal forms, can
e applied to any painted
all with rubber cement

esigned by Winifred
Vadsworth, and on sale
department stores



Mat and frame can

Margaret R. McKinlay

OVER a long period of time little has been written on the art of framing pictures. We all agree that the proper frame helps unfold the beauty of a picture with a kind of magic that always brings pleasure. In fact, the saying, "You ought to have that framed," has become a byword in most homes when anything of unusual interest comes up.

Much has happened lately to make this matter of framing pictures of unusual interest. First of all, more people understand pictures than ever before, owing to the increasing number of people who love art and make a study of that fascinating field of human endeavor. This means that there are more original works of art in the market with more people to appreciate them.

Then too, there is a revival of interest in fine, old prints; English, American, and French of the 18th and early 19th centuries; prints of birds, of flowers, of landscapes, Currier & Ives prints, etc. More people collect Old Master drawings, original etchings, or sporting prints than we would have thought possible thirty years ago. Last, but not least, in interest are the wonderful color reproductions made today from glories of long ago in the world of art. Reproductions so beautiful that they have become an important part in the decoration of our homes.

With this new interest in pictures and in decoration have come many new ways of framing these different types of art. People have become period-conscious in furniture and accessories, and, although pictures should be chosen for their personal appeal alone, much can be done to frame one's pictures to make them fit into a special period of interior decoration.

A fine picture deserves a fine frame. Nothing will ever take the place of a frame superbly carved by hand, then toned to bring out the full beauty of the painting. Formerly, most of these frames were covered with goldleaf applied over a foundation of white, red, or even blue clay. Beautiful as they were, time itself made them far lovelier, by overtones of melting gray, or undertones of subtle color where the goldleaf wore thin.

When the Masters of Modern painting in France caused a revolution in the world of art with their new painting, they found it impossible to use the accepted goldleaf frames. Often they found an old one in some antique shop, added to its surface a little color, and much white, rubbed off most of this new finish, and found the resulting frame a splendid foil for their new art. This is the origin of the "whitewash frames" so popular today.

But possibly the framing of a painting is the simplest of the many complex problems offered. How can we frame the reproduction of an Old Master to look well in a Modern home, furnished

1. Black and white mezzotint framed in 18th-century manner with narrow glass mat of rich black with gold line. Copy of old moulding finished in gold. 2. Reproduction in color of old painting, "Concert," by Terborch. Shellacked and waxed to look like a painting. Modern copy of very old frame finished in gold with black panel

3. Reproduction of modern painting, "Portrait of a Lady," by Manet. Picture framed without glass. New frame of chalk white 3½" wide, showing the tendency to frame pictures in relief

4. Mezzotint in colors by Macbeth-Raeburn. Wide glass mat is of old ivory with line of green-blue next to the picture. Moulding finished in white with gold trim. A modern manner of framing that is new

5. Reproduction of fine Sporting Print, framed with handmade French mat, great care taken as to colors and width of lines. Frame of fine old maple with original gilt slip

6. Old print of Toucans by Gould, framed with mat of white linen and tray moulding natural wood rubbed with white. Compare with 7 and 9. 7. Old print of an Eider Duck by Gould. This print in soft colors has mat of pale pink, an old Victorian frame finished in oyster-white. 8. Old print of yellow and brown Orchids. Modern frame of very fine wire finished in canary-yellow

11. Original lithograph by modern artist Charlot, famed for his beautiful color combinations. Turquoise-blue, Chinese red, chartreuse-green, and an indescribable pink. Snow-white mat and fram

make ANY picture "right"

Photographs by F. M. Demarest

6

7

8

irely with Modern furniture? w does one frame an original nt by a Modern French Mas- to go in a room furnished n antiques? If one collects temporary prints by the artists today can these be placed in ome furnished in maple? an a choice, small, original nting be framed to fill a mod- ely large space? How can we ne small pictures of different s so that they may be ar- ged harmoniously in groups, rooms furnished in Modern ner, or in 18th Century or nial periods? Is there any new to frame an old drawing? hese problems are ingeniously ed today by combining skill- (as needed) the choicest erials of all the periods. rst we may consider the

9. Old print of Partridges in natural colors, by Gould. Wide mat of cinnamon-brown with filet of white. White frame 1″ in width. One of the most successful treatments of old prints, the color of mats to vary with colors in room. 10. Magnificent old print of rare yellow Orchids. Mat of gold mirror. Narrow frame of white with old motif of rope finished in gold

9

10

Reproduction of "Avenue of Trees" by Hobbema. New of veneer woods, pink, beige, and tan. Natural wood e. 13. Picture of tiny size by modern artist Jean Hugo. wide mat and tray moulding in white with blue edge

12

13

All framed pictures from the Macy Galleries

frames. There are fine period frames for formal rooms, finished in gold, silver, or black and gold antiqued, or toned with white. There are mouldings designed by great artists, such as Hogarth, Whistler, or Stanford White. There are very wide mouldings, very narrow mouldings, or no mouldings at all, merely two clips of metal to hold the glass in place.

There are frames of rich wood veneers, mahogany or walnut; or even imitation tortoiseshell, natural wood frames of the most simple and pleasing profiles, some rubbed with wax, some toned with white. There are distinctly modern mouldings of skillful design. A part of their beauty lies in the shadows cast by their profiles. These may be had in the gayest colors: red, blue, green, or even in pure white, or else toned in white. We even make frames of fine wire in beautiful designs or of bamboo or cork.

But the center of interest lies in the use of the new mats with these frames. During the 18th century rich, black, glass mats were much used. These were quite narrow, had rich ornamentation of goldleaf in quaint designs and were used with gold or with black and gold frames. These are still in vogue today on fine old prints. But if you prefer, you may have your mat painted ivory-white, with a tiny line of rich blue-green next to the picture. You may use an 18th-century moulding, but the finish may be of old white with a gold lip next to the mat. You will be surprised at this fresh, new result. These fashionable glass mats may be painted in any preferred color today: a French blue, with a line of just the right shade of pink for a special flower print; or clear yellow with a snow-white frame for some special decorative scheme—both are lovely.

Fifty years ago wide frames of oak or mahogany or walnut were used with wide mats beveled in gold. Today we use this same simple half-round moulding three inches wide finished in white that may be toned with Payne's gray or with sepia as preferred. The mat will be five inches wide, very heavy; the bevel will be painted a beautiful color, perhaps coral, to match the beak on the bird in the Audubon print we are framing. The result will be amazing in a Modern room, so gorgeously beautiful as to take your breath away.

The other day I saw some modern oil paintings (about 9 x 12″ in size) in pastel colors, framed with sparkling mirror mats five inches wide and a tray

14. Picture in Japanese manner in pastel colors, mounted as a plaque with red bevel, and background of old Chinese silver paper. Frame of brilliant Chinese red with fine detail at corners—the resulting effect distinctly Oriental. 15. Japanese print in rich colors with snow. Modern frame of bamboo with mat of crystal mirror to bring out beauty of water in picture

14



15

16

17

16. Reproduction of a painting by Raoul Dufy. Frame of cork with slip of white. 17. Reproduction of flower painting in colors by Matisse framed exactly like No. 12, illustrating the possibility of framing an Old Master and a Modern to go into a modern interior or with antiques

moulding of natural wood ton with white. They were far mo beautiful than I would have e pected. "A tray moulding?" y say. Yes, formerly we used t moulding only in solid maho any, framed gay bits of need work with it, and put on t brass handles to complete t tray. We never thought of usi it for pictures that would ha on the wall.

A narrow 18th-century go leaf moulding is used with a wi mat of apple-green on a bla and white modern drawing w excellent results. Other beauti mats are made of silver pap gold paper, cork, copper, pa in solid colors with an inlay chalk-white, navy-blue, ja green, cinnamon-brown, d chocolate-brown, peacock-bl chartreuse-green. These are of used in colors that contrast w those of the print to be fram rather than matching the pr as in former days. They are t used as a keynote of decorat color. Usually simple snow-wh frames are used with these. T combination is very popular w the new walls painted in defi colors. Mats are made of lin

[*Please turn to page*



Photo by Gustav Anderson
Maxmillian R. Johnke, Architect

Why not build a sensible size?

Ernest Eberhard

When we think of building our own home we let our desires run riot and insist on far more than we are perfectly contented with in an apartment. Why not be practical and build what we can well afford and get along with now, rather than wait until some indefinite future time when all our wishes can be met? Less into the shell of a house, more money for furniture, an automobile, a radio, perhaps a club—merely a rebudgeting for modern ideas

It is my firm belief that the time will come when the proudest and most looked up to home owner will be he with the most convenient and beautiful home and grounds rather than the largest house. Fifteen years ago we all ran to big limousines. Now rumble seats, two seaters, four-passenger coaches are doing for the automobile owner what is beginning to be done for the home owner. More beauty of line, greater convenience, less effort involved in the running of a home, and greater economy of operation

SHORTLY after I was born, we built and moved into a new house. Well I remember the living room, parlor, music room, library, pantry, and big kitchen; the ample back stairs where I fell and broke my leg; the uninsulated hot attic, the spacious hand which sought to bring so much of the great outdoors under cover.

Later, in 1929, I lived in a two-room apartment which cost me four times as much as the rent we got from our twenty-two room house when it was five years old.

That, it seems to me, is pretty much the development of living conditions in the past few years. No longer do we buy or rent space. Instead, we rent or buy convenience. As a consequence, to keep within a comparable budget, we trade space for electric refrigerators, oil burners, insulation, rolling screens, etc.

Take all these modern conveniences of ours away, give us back single floors that are carpeted instead of our double floors with the oak top flooring, leave out the insulation, and we get a building cost that is, all things considered, not so very much higher than it was in the old days. Count the cost of tile bathrooms instead of wood, porcelain tubs instead of tin, radiator heat instead of warm air, electric refrigerators, kitchen exhaust fans, weather stripping, window calking, waterproofed cellar walls, and it will be quickly seen why our cubic foot cost of building has risen and why it will continue to rise as we get into air conditioning with its consequent necessity for a tighter, better insulated house. The rise is well justified.

This new, better equipment for the business of living is forcing us to be content with less space in order that we may be able to afford more convenience. We must definitely decide that instead of $10,000 worth of house we will be content with $5,000 worth of house and use the remaining $5,000 for convenience, comfort, and beauty.

There is quite apparent a further tendency which is to cut down the size—and cost—of the shell of the house even further and to put that saving into a larger plot. There is a sound economic reason for this tendency. Put an $8,000 house on a $2,000 lot that has a fifty-foot frontage. The house depreciates and the land may appreciate in value as the years roll on. But depreciation generally more than offsets possible appreciation. Now double the size of the lot and put a $6,000 house on a $4,000 lot. Land appreciation is more likely to offset house depreciation, and the property as a whole to increase in value.

Besides this economic reason, those of us who have lived in a large inconvenient house and gone to city apartments as a welcome relief, are particularly reluctant to trade a city apartment for a house on a small plot where we can not have much of a garden and where the radio in the house next door is just as bothersome as was that of our apartment-house neighbor. We want space around us where we can plant flowers, have room for the children to play, maybe raise a few



A typical Southern planter's home at Harbour Green, Massapequa, L. I., owned by Wm. A. Nelson. The original idea was to build for economy. Living room is raised quite high to minimize excavation, and expense of building basement due to the bad local water conditions. Cost to build now: $4,300

Randolph Evans, Architect

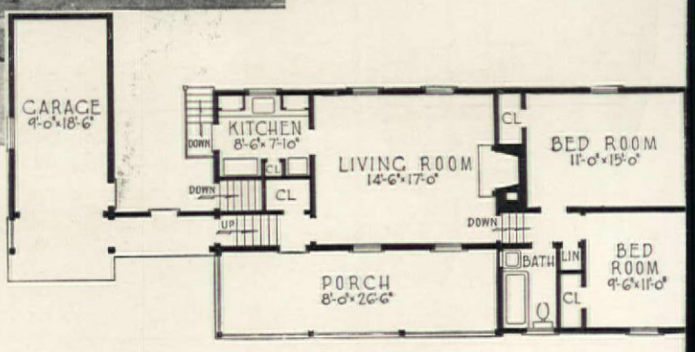

vegetables, enjoy some of the personal privacy that should go naturally with country living. And why not?

As a consequence we are, it seems to me, on the verge of an era when we will seek to have small city apartments turned into detached houses and set down on a good sized plot. Since we have been doing without a dining room in our apartments, why should we not continue to do without one in our small house? Since comparatively few people have more than two bedrooms in an apartment—and often none—why insist on three bedrooms in a house? Two is plenty for the average middle-class family of the small size we have today. If an extra room is needed on rare occasions, why not have a closet bed in the living room instead of putting money into an extra room and furniture that adds to the labor of housekeeping? The extra room will probably cost $500, and the furniture, draperies, etc., at the very least will cost another $200.

And why not eliminate cellars? An excavation 10 x 14 ft. is plenty to provide for the heating equipment. Sometimes enough space can be worked into the plan

GATES FERGUSON:

Director N. Y. C. Division Better Housing Division, FHA

"Our national survey shows a shortag of five million homes in the U. S. large percentage of these five millio new homes will be modest in size, a tistic, complete and livable in ever respect, costing from $3,000 to $6,000.

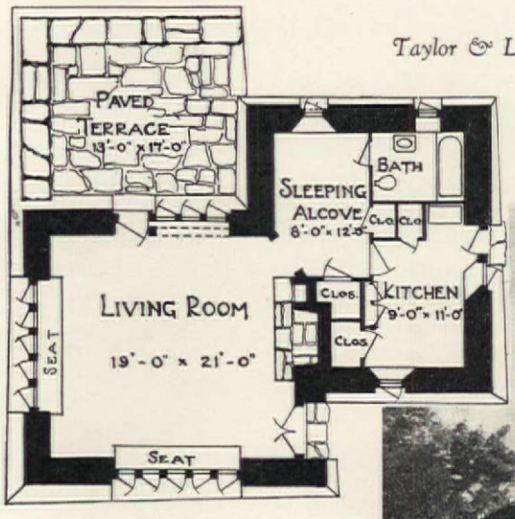

Taylor & Levi, Architects

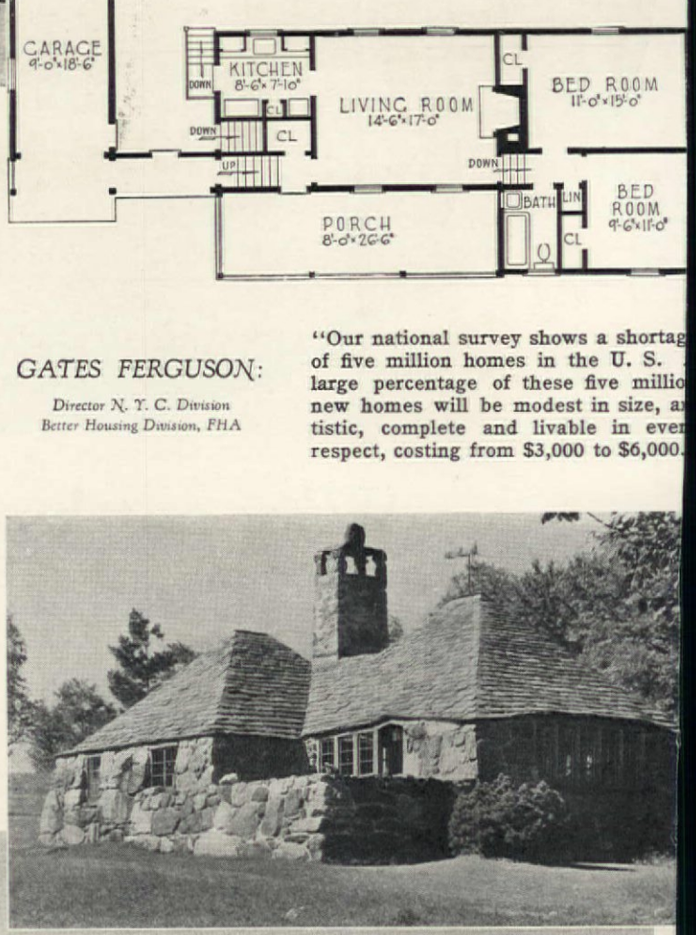

The Hut was built on the same property as the main residence of Starling W. Childs in Norfolk, Conn., and used as a week-end house for the owners. Completely equipped. Huge fieldstone, about 5 ft. thick at the bottom. Slate about 2½" thick at the eaves. Woodwork: old barn timbers of oak and chestnut. Modern metal sash used throughout

S. H. Gottscho

English cottage type in Los Angeles with light salmon colored stucco walls and a textured shingle roof in three shades of reddish brown. Completed in 1934 at a cost of $4,450 including architect's fee, garage, driveway, landscaping, sprinkling systems, linoleum, shades, etc. The home of Miss V. M. Cook. George J. Adams, Architect

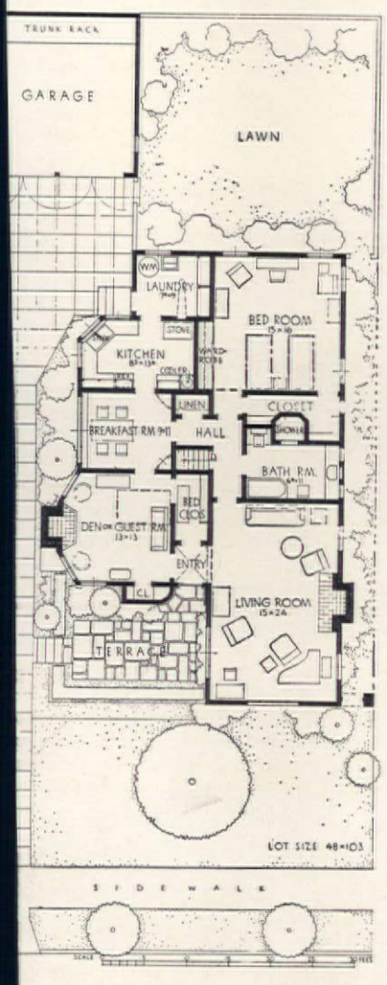

so that the heating equipment is on the same level as the rest of the house. A concrete slab laid on a cinder fill makes a fine floor foundation, better though possibly more expensive than the usual wood joists used over unexcavated portions. Our pioneer ancestors used to get along quite well with a dirt floor that was part of the ground itself. After all, an old-fashioned cellar is the most useless part of a house, for the ground under a floor keeps surprisingly warm—the cold simply can't get to it.

Does all this seem theoretical? It is being done right now, and most successfully, too. Tiny houses grouped together in bungalow courts have long been popular in California. Around New York City—the hub of the sophisticated apartment dweller universe—fine developments of small houses are working out most successfully. One such development of exceptionally well-designed houses has sold fifty-six in two years, many of them to people well able to afford far larger homes. So the family afraid to build for fear it may not be able to sell a very small house, should necessity require, need have little hesitancy indeed on that score.

Since this particular development contains a number of lessons for those interested in the very small house, let us see what has been done in the way of cutting down space without sacrificing sale value.

First, no dining room. A dinette or breakfast nook is plenty. Second, small bedrooms, one about 120 square feet minimum, another 100 square feet minimum. No cellars, excavation being confined to a space 10 x 14 ft. for the heating equipment. Kitchens, a minimum of 80 square feet. No laundry tubs, there being instead a combination kitchen sink with a washing machine that swings out from under. With modern laundries taking our wash out of the house, why have space devoted to tubs, wash lines, and all that sort of thing? Trim, very narrow, or eliminated altogether. No lighting fixtures in the living room, ceiling fixtures elsewhere. Plenty of base plugs, of course. Fireplace. Wallpaper on plaster over wood lath with metal lath in corners. Kitchen cabinets galore. Plenty of storage space and closets. Cross ventilation in all rooms. Attached garage. Four or five rooms. Mostly one story. Plots selected, 100 x 100 minimum.

That comes down pretty much to what I talked about a few minutes ago, apartment

[*Please turn to page 387*]

A compact and economically built small house capable of expansion. It was built by the Homeland Company, completely equipped, decorated, and landscaped on a plot 4200 square feet for $6,850

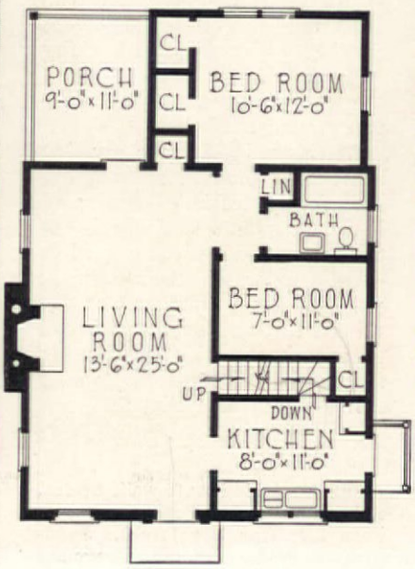

My desert garden

Amy Jane Jenness



As it was on the desert in the beginning—Prickly Pear, Desert Gourd, Greasewood and Yucca abounding; but by screening and soil building a real garden (left) came into being. Reed Willow with Pampas-grass, Iris and, ironically enough for a rainless region, the Umbrella-plant. Below, a secluded garden corner in the desert

ALKALINE soil in an almost rainless region, and winds of high velocity have not made gardening on the Mexican border an easy task. But the pleasure of accomplishing the almost impossible has more than compensated for the hardships.

The preparation of the ground was undoubtedly the hardest part. It seemed that we had followed in the most literal sense the biblical admonition to build on a rock; not one, but millions of them. Our lot was not only of rawest desert land, but it was on a slope at the foot of Mt. Franklin, and this accounted for the rocky nature of the soil.

After removing the Prickly Pear, the desert Gourds, Yucca, and other types of desert growth, it was necessary to remove all rocks and loosen the caliche down from 1½ to 2 feet; and for trees, from 2 to 3 feet. In preparing the holes for two of our trees we used dynamite in order to reach the necessary depth and loosen the surrounding soil. From our lot which is 100 by 120 feet we removed many tons of rocks which in turn were used in building the 6-foot walls. Our native sandy soil was given more body by the addition of a heavier loam from the river valley, and was enriched by well-rotted dairy manure. Because of the slope of the lot it was necessary to make two ground levels.

At this point I made my first mistake: I planted nothing but the dainty varieties—the soft, luxuriant plants and shrubs of the conventional Eastern gardens—only to watch them struggle valiantly for a time, then be dug up and thrown away. So I began to experiment with the hardier species to find those that would thrive in our arid climate.

[*Please turn to page 407*]

Along the shaded south wall. Spirea, Arborvitae, Boll's Poplar and Chinese Elm (the large tree). Snapdragons grouped in the foreground

The kitchen safe enters the parlor

Dorothy John

"What are they doing with them? As fast as I get them in, they go." The second-hand man couldn't understand why his old-fashioned kitchen safes were selling so fast. But if only he could have seen what they are doing with them, he probably would have remarked in amazement, "Well, I swan." For kitchen safes are coming into their own in a much dressier way than even their originators could have imagined for them.

These safes were the successors to the old New England corner cupboards and standing cupboards, and were used extensively in Victorian times in the South and Mid-West. No doubt many an American Home reader can recall one of these old safes in her mother's or grandmother's kitchen. The usual type was constructed with a small drawer, or pair of drawers, separating an upper and lower section of shelves which were closed in with doors. Solid paneled wood, veneered wood decorated with a punctured design, tin panels with a punched design, or else a wooden frame filled in with window screening made the doors. Sometimes there was a carved motif in the center of the lower doors and a carved bonnet screwed onto the top for a more elaborate effect. Two-inch circular holes covered on the inside with punctured tin or screening and cut into the sides of the safe provided ventilation for the contents.

The name "safe" apparently is derived from the fact that the contents of the safe were secure from rats and mice. Our old friend Webster defines a safe as "a cupboard for meats." However many things were kept in safes. Housekeepers stored food stuffs in the bottom and pies in the top, or linen in the lower part and dishes in the upper part. Invariably, the drawers held silver. That the safe really was efficient is demonstrated in one old walnut safe belonging to a friend of mine. It has rat holes on the back which did not come

[*Please turn to page 380*]



Antique white finish and gilt bronze wire have transformed the old safe above into a bookcase for a Victorian or a modern "classic" interior. Below, an old walnut heirloom has a peacock blue interior, and old china showing through the glass. Courtesy, the Blue Door Antique Shop

In the kitchen safe at the left, a charming effect is gained by the use in the doors of toile de Jouey. Courtesy, The Chimney Corner Antique Shop. Above, the atmosphere of a room of Early American pieces is enhanced by a safe of rubbed-down walnut, with the doors removed to display books and art objects

We tired of renting old, inconvenient houses!

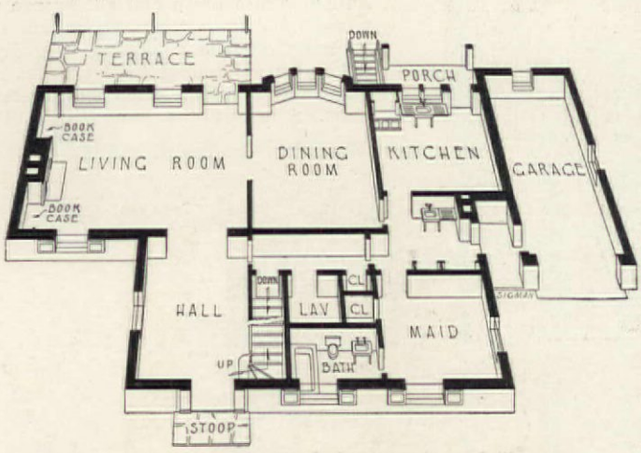

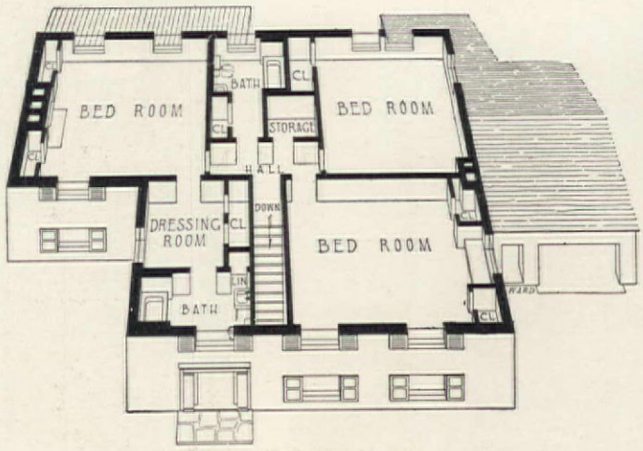

Eleanore Painter

THIS little house of ours in Sewickley, Pennsylvania, was begun in June, 1932, and is a demonstration of what may be done to make long-cherished dreams come true. Before undertaking to build this little house for our very own, I did some careful figuring, taking into consideration taxes, insurance, and interest on the investment—against renting old houses as we had been doing for some years. The expense involved of frequent moving, repairs, larger heat bills on account of antiquated furnaces, made this an expensive way of living, with nothing to show for it but rent paid out and no any joy of ownership in the en

The plan for the house came ou of a magazine, and many change were made, both in the exteri and in the interior to suit ou needs. I went back to the sim plicity of the architecture of ou ancestors, both inside and ou and the materials used were enduring quality, for I wante this house to be a good inves ment over a long period.

For a long time, I had planne in my mind many details for th house and garden and so the a tual doing of it came easily an was great fun. The builder, wh

got the contract, was a man of eal integrity and ability. He watched every detail of the building of the house and was helpful n restoring some old mantels, ight fixtures, hardware, and even nillstones for doorsteps and one or a bird pool in the garden.

The first floor of the house ontains a large living room, front nd side hall, a small powder oom and coat closet, kitchen, antry, and garage attached hrough a small porch, and a naid's room and bath. On the econd floor are three large mas-er's bedrooms, dressing room, nd two baths. A play room is in ne cellar, also a laundry and rying room. An open terrace, wning covered in the summer, as planned at the garden side of ne house, affording not only reater privacy than a front or de porch, but placed here as-mes the rôle of outdoor living oom all summer long.

Wallpaper was used in the rge, roomy hall to help furnish

ne living-room walls and inside bookcases are painted a soft ue-green. The mantel, which me out of an old Cape Cod house, d woodwork are white. Curins of salmon chintz, piped in ue-green to match the walls. ip covers of flowered glazed intz, with a rosewood backound. A rare pianoforte, made London in 1806, used as a table

A first glimpse of the little house from the front door. Directoire paper with mignonette green and salmon on walls. Green glazed chintz curtains piped in salmon

this always difficult room, but the walls in the balance of the room were painted flat colors since I wished to use great quantities of patterned chintzes.

The floor coverings too were kept in plain colors for this same reason. The furniture, like the exterior, manages to achieve a sense of unusual dignity for a house so simple and so small.

It took courage to build in 1932, the mid-depression period,



A curly maple four-poster of long ago has a peach homespun bedspread. The valance is of chintz patterned in lavender, rose, and mauve, with a peach background. Walls are painted Adam green and hooked rugs repeat chintz coloring

but, like the depression, it is all behind us and, looking back in 1935, we congratulate ourselves on deciding that it was cheaper to build than to rent and on getting so much for each building dollar.

Away with Cinderella back doors!

Like the lean-to on a picturesque little old cottage is a rustic arbor built around a comfortable Dutch door, sketched above. Grape or gourd vines, or lovely wisteria clambering over the cross-pieces will give shade from the hot summer sun and provide an inviting spot for breakfast, lunch, or afternoon tea. The Dutch door probably opens directly into the kitchen—and think how easy it will be to pass out a platter of tempting cold cuts or a huge bowl of crisp salad!



If your house is Georgian and your back door opens on a garden of plants from far-off countries, such as were the pride of 18th-century gardeners, consider the graceful fluted fan top, with lattices on either side, at the left. Your local tinsmith can make it for you of malleable galvanized iron, painted white or perhaps blue-green. Clematis or wisteria vines will complete a truly charming picture

Doorway treatments designed by Harriet von Schmidt

PEOPLE all over the country are living more and more out of doors and "back yards" are becoming inviting gardens quite different from their old, drab selves. Sometimes the rear of the house is hardly a complimentary background for carefully laid-out garden beds and neat fences. Windows overlooking the garden, each dressed alike in crisp, ruffled curtains and boasting freshly painted trim, will add much to the charm of a garden. The problem of beautifying the stark back door may not seem as easy to solve, but a little imaginative thinking can work wonders, and at surprisingly small expense. If your back door is just a Cinderella and adds nothing to the new garden picture, try one of the schemes sketched here and see what happens to the garden side of your house! They are all simple to carry out, inexpensive, and will add immeasurably to the beauty and true enjoyment of your garden this summer.

Pots of brightly blooming flowers hung in little iron brackets flanking the door frame quickly dress up a plain "back stoop." Painted white, they are a foil for almost any shade of flowers; if painted a color be sure to select the flowers carefully so that they will harmonize pleasantly



The very simplest back door will gain immeasurably by the addition of picturesque shutters, as the sketch at the left shows. Traditionally a French provincial idea, this is adaptable to many types of house. It is practical as well as decorative; shutters will keep the sun out of the kitchen and admit breezes



The lattice porch in the sketch (and it will be as becoming to a front door as on the garden side of your house!) can be made of wood or iron. Of wood, all it needs are 2 x 4 supports, uncut lengths of lattice and stock "frillwork" trim, obtained at any lumber and millwork supply house. Of iron, like the lovely trellises of New Orleans, it may be made to order, or perhaps found in a junk shop or the yard of a wrecking contractor

Sketches by Jack Myer

Photographs by F. M. Demare

Needlepoint for furniture upholstery

Christine Ferry

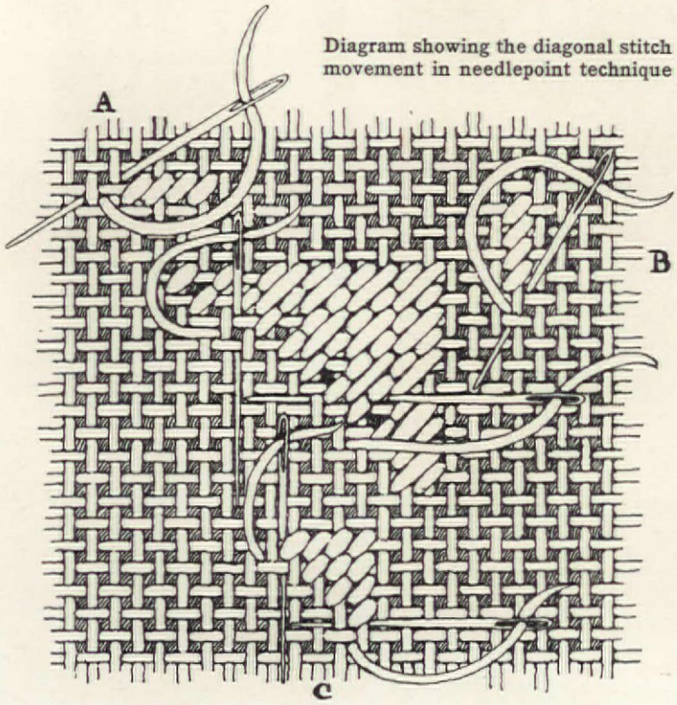

Diagram showing the diagonal stitch movement in needlepoint technique

As one of the earliest of decorative upholstery textiles, the popular canvas embroidery, variously known as gros-point, petit-point and needlepoint, has a glamorous historic background. The picturesque ladies of the early French and English courts delighted in it and it is to no less a personage than the unfortunate Marie Stuart—a most prolific as well as proficient needleworker—that we are indebted for many of the fine examples to be found in old English manor houses and museums.

Three elements enter into the production of a successful piece of needlepoint—proper materials, the right stitchery technique, and suitable design—each one is quite as important as the other.

Since in the natural process of upholstery, the fabric will be tautly stretched and, particularly in the case of chair seats, subjected to considerable strain, it is of the utmost importance that the foundation—the canvas upon which the stitchery is done—be strong. Carefully worked upon a stout background, needlepoint will repay the worker wi years and years of service and, considerable time is expended in t production of even a small piece, seems foolish, from this standpoi alone, not to make sure that t foundation is all that it should b The better grade of needlepoi canvas is linen and comes to us fro France. Although it costs more th the cotton canvas, it is well wor the difference in the price. There a two varieties—the single thread a the double thread, or "railroa canvas, the latter the same in co struction as the square mesh cott used as a guide when working cro stitch designs upon a fabric which too closely woven to be eas counted. While both are to be had various "counts" to the inch, it the single thread background that customarily used for the petit, "little," point and the double thre which may be worked with an und lay, or filling, for the gros, or "bi point as it is called.

Upon this canvas ground desig are stamped in outline and th

painted with the brush to indicate the placement of the various colors or, in the case of the double thread background, are laid with horizontal filling threads ("trammered") in the colors that are to be used for the surface stitchery. Skillful workers also enjoy working from a colored pattern on cross-section paper. When the filling is employed, it is laid horizontally between the twin threads and the needlepoint stitch worked diagonally over it between the thread groups.

As a usual thing wool is used for upholstery needlepoint, although in some of the older work silk is often introduced for accents of light and shade. Both tapestry and crewel wools are suitable, many workers preferring the latter as affording the opportunity of adapting the weight of the working thread to the size of the canvas merely by varying the number of the strands—three being the usual equivalent for the regular tapestry wool. Then, too, it is possible to secure a wider range of shades in the crewel wools, which is of particular advantage when working a multicolor floral design in the Early English manner—like the chair seat illustrated in the center of this page. Blunt-nosed tapestry needles are needed to avoid splitting the canvas threads.

Although on the surface needlepoint has the appearance of being worked back and forth in rows of half cross-stitches, and one sometimes sees pieces being worked in this manner, experienced workers have learned that this method has a tendency to draw the canvas diagonally as it is being worked, a fault which it is seemingly impossible to correct, even when the embroidered canvas is dampened, stretched, and pressed when finished. Then, too, the successive rows of horizontal stitchery, worked always in the same direction, tend to separate the canvas threads and weaken its entire structure.

As a consequence, professional workers have developed a diagonal stitch movement in needlepoint technique which, while continuing to be a half cross-stitch on the right side, results in an interlaced or basket weave on the back which binds together both upright and horizontal canvas threads and forms a texture that is almost indestructible. This stitch starts at the upper right-hand corner of the space to be covered and proceeds back and forth diagonally, increasing one stitch in each row. The slant is always to the right, diagonally over one thread from one row of meshes to the next above it, and the needle passing under two canvas threads on the back of the work, either horizontally, vertically, or diagonally, as may be necessary to bring it into position for the next stitch to be taken.

The stitch diagram shows the process in detail. At the upper left (A) is the elemental stitch, over one thread and under two diagonally, with the needle in position for starting the next stitch as it moves from right to left in a straight horizontal line. At the right (B) it is shown as it moves in a straight line perpendicularly, over one thread and under two diagonally. At the bottom is seen the diagonal movement—one stitch in the first row, two in the second, and so on. In this detail the needle at the upper left is shown in position to complete the first stitch of the fifth row and in position for the second stitch, the needle passing diagonally upward over one thread and vertically downward under two. At the lower right, the needle is shown in position to make the first stitch in the next upward row and ready to start the next stitch.

Although both design and background are usually worked in this manner, a much more in-

[*Please turn to page 376*]

The needlepoint and tapestry on the Chippendale chairs below and the chair and bench on the facing page represent the work of Mrs. R. C. Miller, of Long Island

The furniture is very old so the needlepoint is done in old-looking colors. Each of the eight dining room chairs is a different pattern and it required one year to cover them

Chair, courtesy Mildred Mowll
Photographs by
George H. Davis Studio



A multi-color floral design in the Early English manner done with crewel wools. Blunt-nosed tapestry needles are used to avoid splitting the canvas threads

$6500 Modernization in Pennsylvania

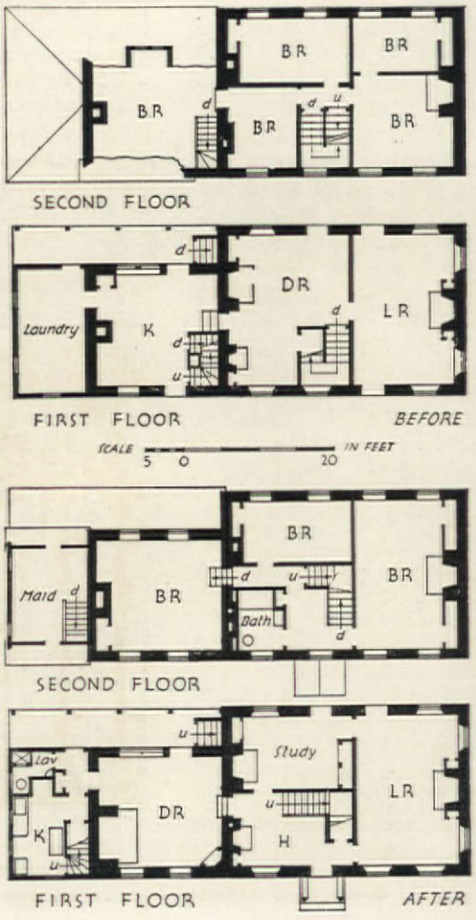

An example of remodeling in the best sense of the word is this Pennsylvania stone house, the home of Mr. John R. Clark, in Lahaska, Pennsylvania. The total cost was $6500, which includes the architect's fee and new plumbing and heating systems. A study of the new floor plan shows that while there is actually less wall space more of it is useful

Alfred N. Boell, Architect

A "GANG" room that costs nothing!

Margaret Ann Watts

Two enthusiastic, energetic members of the "younger generation," six tins of left-over paint, left-over brushes and lumber, bright ideas—and this average basement became the successful "gang" room that you see here—the genuine envy of the entire neighborhood



WHEN the contractor had paid his last visit and Mr. and Mrs. Everybody Sooner or Later had furnished their new six-room house, six tins of paint and five brushes were found in the basement debris.

Son and daughter claimed the booty immediately. "We want a game-room, we want a game-room!" had been their hue and cry from morning 'til night, since the first brick for the new house had been laid. Their parents with worries enough had refused time and again to be bothered with extra expense and said so repeatedly in very, very definite language! But these two ruthless creatures didn't take their parents' "no's" seriously at all, and so to the basement they flew at their first opportunity for the extra paint—their first confiscation!

The size of the basement was average and it had been left unfinished. However, it did boast of cement floor and walls with small windows. The windows were two on the east side and two on the north and a stair ran dingily up the south side. An apathy of gray sadness, the two ingenious optimists looked it over practically and cold-mindedly like two young internes getting ready for a stiff case and started immediately to work on the "patient."

Billy dragged in the garden hose and washed down the walls. Marge with the cans of paint in the back of her mind flew to the garage to seek out garden furniture—now in storage for the winter. Mentally she saw willow chairs in red and green paint dressing a corner apiece. She decided one rocker would be doused with red lacquer and the straight chair in green. The paint consisted of ivory and green, brown and yellow left over from the kitchen, and red left over from what heaven only knew, but still a glorious shade—like some poppies you've seen. Green was to be intended for the cooling agent in the color scheme and so more of this color was used.

Marge slipped on Billy's overalls that were hanging on a hook by the garage door and started to work on the chairs, and in ten minutes she had them drying on newspapers. Dashing into the house and downstairs Marge discovered Billy had finished substantial shelves for under-the-stairs and was beginning to saw for a window-seat effect under the shelves (Billy had found lumber left by the builders). And for games and other odds and ends, Marge suggested making drawer space under the seat.

Later Billy planned to bring down books from the upstairs library on their favorite sports and sportsmen to fill the shelves, and in the odd-shaped crevice next to the stair itself he fitted in a radio he had put together in high school. Marge was going to use stray boxes, especially two that were of the same size, for storing balls, rackets, games, etc. And for the top of each lid she made a cushion. Later the boxes were painted and made to fit in the northwest corner and at each end of the box-seats irregular shelfstands were placed.

On the east wall a piece of beaverboard was cut into shape for a ping-pong table. A pine frame held it to the walls and underneath it was hinged and supported so it would perform similarly to a drop-leaf table.

Beaverboard, supported against the wall and hinged to perform like a drop-leaf table, then covered with oilcloth and marked off with paint as a court is Marge and Bill's ingenious solution for a ping-pong table

Then Marge covered the top with ivory oilcloth and marked off the ping-pong courts in green paint.

And now for bringing the outdoors indoors—the outdoors of summer sunshine and blossoming flowers. The ceiling was painted sky blue coming down the sides to meet a stenciled fence of white pickets over which stalks of flowers shot up in uneven rows. Billy wanted hollyhocks in the painted garden but finally agreed with Marge that the warm colors of sunflowers, suggesting sunshine, were more cheering. The yellow and brown of the huge blossoms was then repeated in the overhead light shade. For the latter, coffee-tins were cut into petal shapes and painted yellow, folded down over the light bulbs at various angles. Against the sky-blue of the ceiling the yellow petal-shade was indeed the highlight of the game-room.

Then Billy tore out the rough stair-rail and substituted a heavy white rope drawing it through the red rail-post—knotting the rope and fringing the ends into a long tassel. The steps were then painted green with very bright red edges. Against the sky-blue walls Marge hung red-checked curtains made from kitchen towels—towels her mother had won as a booby-prize at bridge, and four red geraniums disappeared from the front-porch flower boxes to blossom forth in painted yellow flower-pots—one for each basement window-sill.

The floor was painted the same green as the leaves of the sunflower stalks and extra red and green rag rugs were laid down. Pictures of favorite sportsmen

[*Please turn to page 392*]

A. Haanstad

Little Irises among the rocks

Claire Norton

THE very words have power to weave an enchantment. Little Irises among the rocks!

There is undeniable pleasure in watching buds that look like any other buds open into the glory of a Mme. de Gaudichau, a Rameses, or a Pluie d'Or. Pride of achievement is justified in bringing the opulent beauty of Kashmir White to perfection. Siberian and Japanese blossoms, like butterflies poised above a pool, sow the seed of dreams. But none of these quite compare with the thrill of finding, some morning in February or March, the pansy-violet blooms of the wee elf, Iris reticulata, nestling close to a lichen-covered boulder. The most gorgeous of the big ones cannot surpass in charm the fat little dwarfs of the pumila tribes, or Iris gracilipes, "very like the filament of a dream," or the delicate loveliness of our own native I. cristata. All the long romance, the poetry, and the mythology of this striking family seems embodied in these little gems to tuck in sequestered nooks among the rocks.

The Iris lover who also is a rock gardener (and who these days isn't both?) can extend his Iris season while adding materially to the beauty of his rockery by planting these small members of the rainbow clan. The seaso beginning with reticulata and i cousin histrioides major, gives great burst of bloom throug April and May, and ends r luctantly in June with la blooms of missouriensis and t coppery fulva. Or if Iris lurida planted, late October may aga see Iris flowers in the garden.

There are among these Lil putians, treasures with which enrich the large rock garden the tiniest of rockeries, to use full shade or full sun, to utili in every possible situation a soil. The rock garden where wat adds the picturesque may further enhanced by the presen of tripetala, missouriensis, foliosa in the moister areas. I tectorum, in blue or white, scam ers happily along the sunny, s ledges. I. persica shows a pr erence for the warm dry side a south facing rock, while dain I. gracilipes does best on a lit slope shaded for part of the d Paved paths leading through t garden can carry their quota pumila hybrids in the cra where soil is of the driest, a half-shaded steps can alwa boast an edging of lovely crista Among these little fellows, fact, are many who would not happy in any other position

[*Please turn to page 40*

J. Horace McFarland Co.

An undefinable something about the little Irises beggars description. Grow them and you will learn to love them. Here is shown Iris cristata. Pictured above at left, Iris arenaria; and above at right, Iris missouriensis



F. M. Demarest

Garden "estate" on a fifty-foot plot

Mary and Stephen A. McClellan

UR "estate" in Larchmont, New York, is only fifty feet de by about a hundred and enty-five deep, and much of six thousand square feet is empted by the house. Yet we e everything we want, from trees to rock gardens, from beds to service yard. Except the big trees there is nothing ut it that cannot be dupli- ed on thousands of other plots ilar in size.

low let's get oriented so that can take an inspection tour he "estate" with us. The house s east and we are out on the walk by the south line of property.

long the front of the "estate" n the driveway, bordered on east side with Rose bushes he north property line, there rock garden to take the place steep sodded slope that used wash out badly and was a r to mow.

he front landscaping is quite odox with the usual founda- planting by the house, a row

The garden work bench, in one corner of the garage, provides for small tools, flower pots, vases, garden books, and seed catalogues, and an array of garden club prizes. The bins are for peat moss, fertilizers, sand, and soil, which can be put in through the hinged covers and taken out at the bottom. The working surface is a good height

of alternate Azaleas and dwarf Rhododendrons along the northern line and Dogwoods, a Japanese Cherry, a Flowering Crab and an Ironwood tree scattered strategically over the lawn.

From the front door a service walk ducks around the northeast corner of the house. Beyond the corner we pass a most suggestive Mint bed on our left and to our right a little flower bed largely dedicated to Cornflowers destined to be used for the lord and master's buttonhole.

We continue west through a gate in a dark green lattice fence, six feet high, that surrounds a service yard measuring roughly ten by thirty feet. In spite of its limited dimensions, it contains the young master's rabbit farm, a large, covered pile of fire wood, clotheslines hung over flagstones chinked in with moss, and a kitchen garden. Beans and Peas are trained up the lattice while in front Lettuce, Carrots, Beets, Parsley, etc. do very nicely.

From this, an archway through

the lattice leads into the upper half of the back garden. The words "upper half" are used advisedly since the yard originally had a violent slope to the south and west. For the benefit of the statistically minded, there was a drop of fourteen feet two inches in the fifty-foot width between the north and south boundaries. There was practically the same drop in the seventy-five feet between the house and the west or back line.

Apparently as an afterthought, Dame Nature had dumped three huge boulders in the middle of the back plot. These we regarded as a most unfortunate beneficence until we got deep into the study of alternative ways of regrading. Now we find they serve admirably to break up the line of the stone masonry retaining wall that runs from the house to the back boundary through the approximate center of the backyard and divides it into an upper and a lower level. Semi-circular steps follow the outline of the rockpile on either side and provide ready

Below is the "upper level" of the garden, with its flower borders, Iris planting around the pool, and a majestic red Oak in the left-hand corner. Back of the lattice is the service yard with its kitchen garden. On the backing page you can see the "lower level" with pool and the covered terrace. The space of the two together is so well planned that it is hard to believe it only fifty feet wide!



access from one of the levels to the other. A three-foot retaining wall runs along the north line and another six-foot one along the south line. So the center wall is of such a height as to permit a person standing in the lower level to look over it easily and scan the beauties of the upper level.

To return to the rocks that stand fairly high as they project into the lower level. A semi-circular stone wall was built to connect their outer points, the spaces between the rocks were chinked up, water was introduced and now gold fish and Waterlilies claim it as theirs. Having a raised pool is permissible because the high background and the two-foot wall keeps the young master from falling in more than once a month! A weeping Cherry has been planted in a pocket in the rocks so that it will overhang the pool and add greatly to the spring picture. The rocks themselves support various kinds of Sempervivums in their crannies and the steps on both sides were built with pockets on either side which are filled with Iris and small spring flowering bulbs, such as Chion odoxa, Grape-hyacinths and var ous kinds of Scillas.



Taken from the new terrace at the corner of the house, this photograph shows the "lower level" of the garden, the pool, and steps leading to the upper level. At the left above is a close-up of the pool and play pen

In the southwest corner of th lower level a wooden pale fenc the same height as the guar walls, forms a ten by ten pla pen for young hopeful. This w excavated two feet deep and th filled with a foot of rock topp with a foot of sand. This goo drainage makes the pen usable large percentage of the time. T fence is painted white and forn an attractive note.

Curiously enough, the re-gra ing proved of benefit to the hou itself, for it permitted a flagsto terrace, eleven by fourteen fe which is accessible to the kitch and therefore available for ou door meals. In the summertim this is covered with a fixed ca vas awning and furnished with wrought-iron glass-topped tab assorted wicker chairs, and sett The color scheme is white a yellow for the furniture. All all, it provides a cool and rest spot to sit and dine, or mer sit and contemplate the fruits our gardening efforts.

Good wide flower beds, va ing from three to four feet, all around the edge of each le This ample planting space, p all degrees of sunniness fr bright to deep shade, permit growing every conceivable t

[*Please turn to page*



Earle O'Day, Press Service

In Santa Barbara is a kitchen—

S YOUR idea of a kitchen a tiled laboratory with all of the newest equipment and the latest gadgets created to make housekeeping modern and simple, or do your dreams hark back to the early days in New England when the kitchen, with its great fireplace, was the center and heart of the house? In Santa Barbara is a kitchen which combines very successfully both of these ideas, for one end of the room is equipped skillfully and scientifically as a modern kitchen, and the other end, opening winter and summer on a riotous and colorful Santa Barbara garden, is furnished with a table and chairs grouped in front of a wide and hospitable fireplace.

To be sure, there is a dining room on the other side of the butler's pantry, a very beautiful room, with silver walls, curtains at the windows of soft Chinese silks embroidered with flowers and birds, and gracious Empire chairs and a table of lustrous old mahogany. But the favorite place in the house, the place where the family and their friends gather for Sunday night suppers, for a late after the theater, for Christmas carols on Christmas eve, or in fact for anything, is in front of the glowing fire in the kitchen! The room itself is large in size, twelve by twenty feet. The floor is covered with heavy linoleum inlaid in a pattern resembling flagstones. The walls are cream in color and washable. In the laboratory end, there is a sink under a double window with an ample drainboard at the left and a counter at the right, with bins for flour and sugar above them. These bins are fitted with sieves at the bottom. Across from the sink is the electric range and half way between the range and the sink (see photo) stands the work table, the pride of the kitchen. It is generous in size, 2′ x 4′4″. Above the table, and supported by a rod at each end, is a metal ring, oval in shape, such as is often seen in hotel kitchens, but smaller in scale. This is equipped with hooks, and from these hooks hangs a great assortment of shining saucepans of aluminum and copper, ladles, spoons, egg beaters, and sieves. These can all be easily reached, but are above the head of the worker. At one end of the table is an electric juicer, and a marble slab on which to cut vegetables and fruits; at the other end, a cake mixer and a gadget for slicing stringbeans. These home owners are alert for all that is modern in equipment and for any convenience that saves time and temper. The refrigerator stands against the west wall. A door beside it opens into a small store room for staples, and a cool closet for vegetables is near the sink. These

[*Please turn to page 366*]

Marjory C. Murphy **describes here a Santa Barbara kitchen which combines the efficient laboratory end shown above and gay dining before this great hospitable fireplace at the other end**

LET'S BEAT IT!

SOMEONE of a mathematical turn of mind has figured out that we spend more than two hours in the kitchen for every hour spent elsewhere in the business of housework. Therefore it is only good judgment to have the most efficient machinery for the preparation of the 1,095 meals a year that are to be produced; and the electric food mixer is one device which helps solve the problem. We are showing here a number of reliable mixers so that you can choose the one suited to your needs.



Above: The Hamilton Beach food mixer comes with mixing bowls in two sizes, and has "bowl control," which means evenly mixed batter, a single agitator for mixing malted milk and other drinks in a glass, and a one-hand portable feature which makes mixing or beating easy in any bowl, dish, or pan when the mixer is held in the hand. Among the attachments are a potato peeler, coffee grinder, shredder, meat grinder and chopper, and juice extractor

Above: This device has at least a dozen available attachments, including an ice cream freezer unit and a colander for ricing potatoes and for purées of all sorts. It will not interfere with radio reception when both units are in operation at the same time. The Sunbeam Mixmaster

Center: KitchenAid mixes thoroughly by planetary action, that is, it revolves rapidly on its own axis and at the same time rotates through the material in the bowl in the opposite direction. It has a selective range of speeds, is capable of a constant speed, and has a powerful motor. With it you can beat one egg or prepare a meal for twenty guests. There are many attachments: a silver buffer, pea sheller, cereal grinder, and the more usual ones

At right: A portable Mixer-beater that may be used over the stove or elsewhere or in any bowl or pan. The unbreakable bowls may be used over heat. Starting with the mixer and beater, attachments can be ordered singly or in any combination to suit your individual needs. The Universal

Right, below: Westinghouse has developed a very quiet motor in their food mixer. Its baked-on finish will resist stains from fruit juices and food acids, and the bright parts are chrome plated. Knife sharpener or drink mixer can be selected from a long list of attachments

Left: The Dormeyer Mixrite has a motor that tilts back to make removing of the bowls easier, and has three mixing speeds. The revolving turntable works on ball bearings and revolves automatically when beaters are moved off center. It has a portable motor and operates on A. C. or D. C. current

Above: The General Electric Hotpoint Mixer has a self-cooli motor built in the base; it is completely enclosed and oil can leak out. Small and compact, it has a tilt-back neck to perm lowering the beater into mixing bowl. Three speeds, automatic bo control, and a practical list of accessories are points of advanta

Dressing up familiar food

Mary E. Hussong

Above: the lowly garden vegetables transformed into such alluring shapes as flowers and balls and cubes (Macy's, Bloomingdale's, Hammacher, Schlemmer's). Below at left: Ring moulds and fish moulds and shell moulds to make the familiar meat dish a decorative triumph (Hammacher, Schlemmer's and Bloomingdale's). Below at right: Put a new decorative edge on your grapefruit with this clever little knife (Bloomingdale's)

"WHAT can we have to eat that is different?" It's an old refrain, this question of how one is to bring novelty to family meals. Our great-grandmothers doubtless discussed it when little neighborhood groups gathered together. Fortunately for most of us today, the faithful old stand-bys of good meat cuts, fresh vegetables, mealy potatoes, rich milk, and fruit contain more strength building calories than all the rare out-of-season novelties that occasionally tempt frivolous shoppers.

The only thing that these familiar foods require to take them out of the sixes and sevens class is a dash of bright magic from the imagination of clever women. And lo! what was yesterday's monotony becomes tomorrow's surprise. A new dish. How it sets the talk to going! "What is it? Surely not. But how different! How attractive!"

In order to help you impart this new magic to the old familiar dishes, nose around the housewares departments of some of the stores near you and see how many hundreds of new food gadgets there are and how cleverly and easily they function.

To get down to cases. Do you usually start your meal with a good hot soup? If you do, it's quite likely that you serve it in little individual earthenware ramekins which so many women are using these days. Tomorrow night, after you've filled your ramekins, place long slivers of yellow cheese across the top of the soup and place the ramekins under the broiler for a split sec-





Photographs by F. M. Demarest

At top: Ice cream and frozen salads resemble a caterer's art when moulded into turkeys, melons, or fruit (Macy's, Hammacher, Schlemmer's, and Bloomingdale's). Center: Old-fashioned sugar cookies become glamorous when turned into fancy shapes (Macy's, Bloomingdale's). Bottom: Mould cornbread into half ears; and turn the butter into flowers and lambs (Hammacher, Schlemmer's, Macy's, Bloomingdale's)

ond. You'll find there's a grater on the market today that can slice beautiful long slivers of cheese that you can build up lattice fashion as a garnish on top of a dish of rich soup.

If you serve half grapefruits for appetizers a garnish knife will help to give the grapefruit halves quite an interesting party air. And instead of the usual halves of melons, with the aid of a little scoop you can have melon balls in frosty, high sherbet dishes. In season, balls of watermelon and cantaloupe placed with blackberries in a crystal cup will give a very pretty picture.

"But what about meat?" somebody asks. "Is there anything that imagination can do to make meat dishes unusual looking?" There is. Take the old stand-by of meat loaf, or chicken loaf made from the left-overs of Sunday's dinner. You can bake your loaf in a ring mould and when you've turned it out on a platter, you might fill the circle with mushroom sauce.

A perfectly delightful way to add interest to a creamed fish dish is to cook it in beautifully fluted shells that have been treated to resist heat. These shells come by the dozen and cost very little. A shell filled with the creamed fish will make a very effective appearance on each plate. Watch the admiring eyes around the table! A cold meat dish in aspic can be made fascinating if it has been moulded in the shape of a large curved fish. In serving cranberries on the plate by the meat it is nice to mould them in the form of shells. And these small moulds can be bought for a few cents.

Vegetables? Yes, indeed! Vegetables build strength, and they are not expensive. But often how deplorably ordinary they appear. Well—they needn't! Consider the lowly string beans. Do you know how the French serve them? They cut them in long graceful strips. And there is today a gadget on the market that both strings and cuts your beans in beautiful long strips. A nice way to arrange the strips when done is to tie them together with little sprigs of parsley and top them with Hollandaise sauce. Don't overlook the possibilities in "Frenching" your beans.

As for potatoes, there are numerous ways to dress them up. With the same scoop that you used for melon balls you can make little white marbles to roll in butter and parsley and serve beside the meat. Or, using an ice-cream scoop you can make a large mound and top it with a sprig of parsley. And there's a grand gadget available for latticed potatoes, those crisp, decorative affairs.

Carrots? For a few pennies you can buy a little vegetable curler and create a new version of carrots that will resemble goldylocks. And for a larger sum

[*Please turn to page 378*]

Pineapple lends a hand

Six uses for the well-known product of Hawaii that are deliciously tempting. This versatile fruit has learned to adapt itself to every course in the meal

Recipe printed on back of each photograph

● pineapple cream pie

Recipe printed on back of each photograph

● delight cocktail

Recipe printed on back of each photograph



● fudge pineapple

● deviled steak



● pineapple jelly



● peaches à la princess

graphs by F. M. Demarest

Pineapple lends a hand

Six practical uses for this refreshing fruit to add variety to the daily menu. Even for main course dishes the juice gives a new and intriguing flavor

Photograph printed on back of each recipe

● peaches à la princess

1 dozen peaches
½ dozen macaroons
1 egg yolk
2 tablespoonfuls sugar
½ cupful unsweetened canned pineapple juice
1 cupful cream

PEEL peaches which should be freestone and not too ripe. If canned peaches are used, reduce sugar to 1 tablespoonful.

Halve six of the peaches and place them cut side up in a baking dish. Mince the other six and mix with the crushed macaroons, add beaten egg yolk and sugar. Mix well and fill the peach halves with the mixture. Moisten with the pineapple juice, sprinkle with a little sugar and bake in a hot oven (400° F.) for about 20 minutes. Serve hot or cold with the cream.

Tested by THE AMERICAN HOME

● fudge pineapple

1 cupful undiluted evaporated milk
3 cupfuls sugar
2 tablespoonfuls butter
2 teaspoonfuls lemon juice
¼ cupful unsweetened canned pineapple juice

COMBINE milk, sugar and pineapple juice and cook to soft ball stage (238° F.), stirring constantly to prevent burning. Remove from stove and add butter. Cool in pan without stirring. When cool, add lemon juice and beat until crystallization begins.

Pour into greased pan and mark into squares. For variation, add ½ cupful chopped nuts to this recipe.

Tested by THE AMERICAN HOME

● pineapple jelly

3 cupfuls unsweetened canned pineapple juice
6½ cupfuls (2¾ pounds) sugar
1 bottle Certo

MEASURE sugar and juice into large saucepan and bring to boil over a hot fire. At once add Certo, stirring constantly. Then bring to a full rolling boil and boil hard for ½ minute.

Remove from fire, skim, and pour quickly into sterilized jelly glasses. Paraffin hot jelly at once. Makes about 9 eight-ounce glasses.

Tested by THE AMERICAN HOME

● delight cocktail

2 cupfuls unsweetened canned pineapple juice
1 cupful tomato juice
Juice of 2 lemons

MIX the pineapple and tomato juice with the lemon juice, chill and shake well before serving.

Tested by THE AMERICAN HOME

● deviled steak

1 flank steak
1 large onion
2 tablespoonfuls butter
2 tablespoonfuls flour
1 teaspoonful salt
1½ tablespoonfuls cider vinegar
2 cupfuls unsweetened canned pineapple juice
1 teaspoonful mixed dry herbs, (these may be purchased already blended as Herb Bouquet)
½ teaspoonful pepper
⅛ teaspoonful paprika
1 teaspoonful dry mustard

MELT the butter in a Dutch oven and brown the sliced onion and powdered herbs. Remove onion and brown the steak, which has been cut into pieces 2 by 3 inches and rolled in flour. Add remaining flour, brown slightly, then add seasonings and hot pineapple juice. Cover closely and simmer several hours or until steak is tender.

Tested by THE AMERICAN HOME

● pineapple cream pie

3 cupfuls unsweetened canned pineapple juice
1 cupful granulated sugar
Juice and grated rind of 2 lemons
4 tablespoonfuls cornstarch
4 egg yolks
Pinch of salt
Baked pie shell

MIX the sugar and cornstarch, pineapple juice, lemon juice, and salt. Cook in double boiler until thick and clear, or about 20 minutes. Cool and pour slowly over the slightly beaten egg yolks, return to the fire and cook until the spoon leaves a track in the mixture when stirred.

Pour into the baked pie shell and cover with meringue if desired.

Tested by THE AMERICAN HOME

Photograph printed on back of each recipe

Photograph printed on back of each recipe

Casserole dishes—hot, savory, and easy!

Casserole dishes mean so much less work both before and after the meal. And think of the comfort of knowing that the meal can be unexpectedly postponed at the last minute without absolutely ruining everything —just in case Tommy and Betty don't arrive for twenty minutes after they are due.—DOROTHY PEABODY

Recipe printed on back of each photograph

● ham cutlets

Recipe printed on back of each photograph

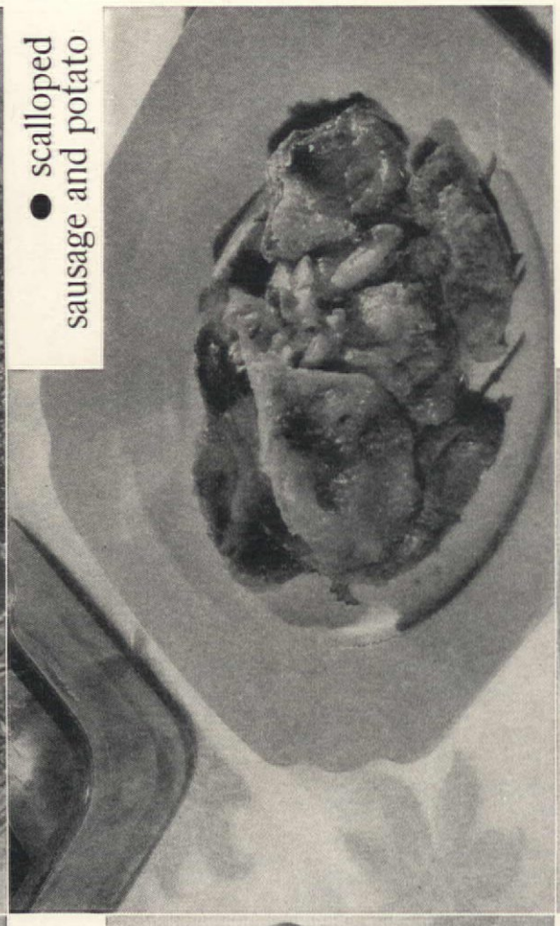

● scalloped sausage and potato

Recipe printed on back of each photograph

● scalloped potatoes and onions

● baked tomato rice

● pork chops casserole



● casserole of beets and onions

Photographs by F. M. Demarest

● casserole of beets and onions

3 cupfuls diced beets
1 cupful chopped onion
¾ cupful water
1 tablespoonful salt

COMBINE the beets and the onion. Boil the water and salt and pour it over the vegetables in a casserole.

Cover and bake in a moderate oven (375° F.) for 1¼ hours.

Tested by THE AMERICAN HOME

75-minute casserole dinner menu

Baked slice of ham with scalloped potatoes (75 min.)
Casserole of beets and onions (75 min.)
Waldorf salad Cheese sticks
Gingerbread with whipped cream Coffee

● pork chops casserole

6 lean pork chops, boned
Salt and pepper
1 can sifted peas
1 can tomato soup

BROWN chops and season with salt and pepper. Arrange them in a buttered casserole and pour the peas over them. Season and add the can of tomato soup.

Cover and bake in a moderate oven (375° F.) for 50 minutes. (See menu under "Scalloped potatoes and onions.")

Tested by THE AMERICAN HOME

● baked tomato rice

1 large can strained tomatoes
1 cupful water (or tomato juice and water)
1 teaspoonful salt
1 tablespoonful sugar
2 tablespoonfuls butter
1½ cupfuls uncooked rice

COMBINE the first five ingredients and boil for 5 minutes. Wash the rice and place it in a casserole. Pour the tomato mixture over the rice; cover, and bake in a moderate oven (375° F.) for 1¼ hours.

Tested by THE AMERICAN HOME

75-minute casserole dinner menu

Ham cutlets (75 min.)
Baked tomato rice (75 min.) Celery and olive sauce Hot French rolls
Blackberry tarts Coffee

● scalloped potatoes and onions

Potatoes
Onions
Flour
Butter
Pepper and salt

PEEL potatoes, and slice thin. Put layer in bottom of greased baking dish, dredge with flour, dot with butter, and sprinkle with pepper and salt. On top of this place a layer of thinly sliced onions. Repeat, alternating a layer of potatoes and onions having potatoes for the top layer. Dot the top with butter. Bake in a moderate oven (375° F.) for 45–50 minutes.

Tested by THE AMERICAN HOME

50-minute casserole dinner menu

Pork chops casserole (50 min.)
Scalloped potatoes and onions (50 min.)
Whole wheat buns Apple mint jelly
Frozen apricot salad
Cup cakes Coffee

● scalloped sausage and potato

4 or 5 potatoes
1½ cupfuls sausage meat
3 tablespoonfuls chopped onion
2 tablespoonfuls butter
2 tablespoonfuls flour
1½ cupfuls milk

SLICE potatoes and arrange in a buttered casserole in alternate layers with sausage meat, having potatoes for the top layer. Cook the onion in butter until brown. Add the flour, blend, and add the milk, stirring until thick. Pour this over the sausage and potatoes and bake in a moderate (375° F.) oven for 1 hour.

Tested by THE AMERICAN HOME

60-minute casserole dinner menu

Scalloped sausage and potato (60 min.)
Tomato and cream cheese gelatin salad Bran muffins
Apple pie (60 min.) Coffee

● ham cutlets

1 slice of ham ¾" thick (about 1½ lbs.)
Flour
Egg, beaten
Fine soft bread crumbs
Bacon fat
1½ tablespoonfuls flour
¼ cupful cold milk
1¼ cupfuls milk, scalded
Salt and pepper

CUT ham in pieces for serving. Roll in flour. Dip in beaten egg and roll in crumbs. Brown on both sides in bacon fat. Mix the flour with ¼ cupful cold milk and add it to the 1¼ cupfuls scalded milk. Season slightly and pour sauce around cutlets in casserole. Cover and bake in a moderate (375° F.) oven for 1¼ hours. (See menu under "Baked tomato rice.")

Tested by THE AMERICAN HOME

Casserole dishes—hot, savory, and easy!

What could be more appropriate for meals in this blustery, uncertain weather than a casserole dish! Hot and savory—tantalizing because it smells so good. Your family or guests don't know what is in it until the lid is lifted—and you who concocted it have almost forgotten. That is one of the beauties of a casserole meal—it can be put together hours ahead of time.

Photograph printed on back of each recipe

Photograph printed on back of each recipe

Photograph printed on back of each recipe

Her Guests COULDN'T BELIEVE IT

★

. . . when she explained that the soup they praised came out of a tin!

★

"DID it actually come out of a tin?" many a dinner guest has asked. It *is* hard to believe—that *such* soup—soup that *anyone* would say issued from the kettle of a well-trained home cook, is really canned soup.

But that is the kind of soup Heinz makes—the homemade kind—the kind now served regularly by many a hostess who not long ago scoffed at the "canned soup" idea.

No run-of-market ingredients enter the Heinz kitchens. Heinz chefs follow treasured home recipes and use table-grade ingredients. They brew meat stocks from cuts such as better butchers carry. They select only the finest vegetables. They concoct Heinz soups in small batches, simmer them long and patiently in individual open kettles, stir in the proper seasonings just as your own cook would do. Then they seal their fresh, fragrant flavor into stout tins.

And so Heinz Home-Style Soups come to your table precisely as when they are poured from kettles. Try Heinz Onion Soup tonight, or Heinz Gumbo Creole, or Heinz new Cream of Spinach. They are *finished* soups, requiring merely heating and serving. Ask your grocer.

HEINZ *homemade style* SOUPS

BEAN SOUP · ONION SOUP · CONSOMMÉ · PEPPER POT NOODLE · BEEF BROTH · GUMBO CREOLE · CLAM CHOWDER · SCOTCH BROTH · MOCK TURTLE · VEGETABLE CREAM OF SPINACH · CREAM OF MUSHROOM · CREAM OF OYSTER · CREAM OF ASPARAGUS · CREAM OF GREEN PEA · CREAM OF CELERY · CREAM OF TOMATO

"Careless little bride!"

SAID TATTLE-TALE GRAY

It had been the first big party in her own new home—she had been so thrilled—but suddenly she saw a guest eyeing her tablecloth—and that critical glance ruined her evening.

Why did her clothes have that *tattle-tale gray look?* She always worked hard over her washes—but why must she seem so careless?

Then next day, she found the answer . . .

The thing that robs your clothes of their nice fresh whiteness, a friend told the bride, is left-over dirt—and there's one sure way to get out ALL the dirt.

That way is to use Fels-Naptha—for it's made of *golden soap* that's richer—and there's *lots of dirt-loosening naptha* right in it. You can smell the naptha.

Another nice thing this bride learned about Fels-Naptha—it's *perfectly safe* for daintiest things. And kind to hands—there's soothing glycerine in every bar.

Now Alice is married a year—her linens still look as fresh and snowy as new—and there's never a hint of tattle-tale gray to make people think she's careless!

Just try it! Give Fels-Naptha Soap a chance at your own wash. You'll get the sweetest, sunniest clothes that ever bobbed on a line.

Whitest, too—because they're clean clear through! "Trick" soaps and cheap soaps skim over dirt—they leave specks behind. But Fels-Naptha gets ALL THE DIRT—even the grimiest, ground-in kind.

Fels-Naptha now sells at the lowest price in almost twenty years. Get a few bars at your grocer's today.

© 1935, FELS & CO.

NRA CODE

BANISH "TATTLE-TALE GRAY" WITH FELS-NAPTHA SOAP!

"Plum Purty" Cabin

Sarah Ogilvie Rogers

On the property we had just sold was a hundred-year-old house of hand-hewn logs, which we were privileged to move; but as it stood, with tumbled-down chimney and sagging roof after years of use as a barn, it seemed hardly worth a thought—much less the expense of moving. However, about the last of February, when warm sunshine and bursting buds were making it harder than ever for us to tear ourselves away and give up our property to its new owners, the log cabin issue of The American Home arrived, and we were inspired to reconsider the possibilities of that old log house we had thought completely worthless.

Encouraged by Uncle John (and, I might say, by him, alone) that old Negro of seventy-five years or more, who declared he had "thowed up and chinked many a log cabin" we worked on plans. By the first of March, we felt we had ideas and faith to move logs—and move them we did, two at a time, to a lovely wooded spot on the farm in which my husband was interested. And I am sure no one ever enjoyed building a mansion as much as we enjoyed fashioning our log cabin.

The house was, originally, a two-story structure, two rooms below and two above with hallways between. We took the larger of the rooms and rebuilt it as high as the first story of the original house, using the same openings, one of which was a fireplace, seven and a half feet wide, and adding a window to the left of the front door. This room now serves as living and dining room. The other room, only slightly smaller, was joined on, lean-to effect, thereby eliminating one wall of logs and having those log to replace those not so good i the other sides. We ran a parti tion through about fifteen feet o the lean-to, making kitchen an bedroom with curtained-off spac for hallway, closet, and for dressing room.

This work and the roofing wa done by farm labor and "sorter" carpenter at seventy-fiv cents a day. Another carpenter, a a dollar and a quarter, was em ployed to fit in the windows an doors, which proved the mos tedious and expensive part of th building. The original batte doors were used with hand-mad wooden hinges and a latch strin that can literally hang on th outside to our friends. A hand made key unlocks the door fo those who know how to use it and the learning how has pro vided amusement for many o our guests.

Before any chinking was don the logs were painted inside an out with a creosote wood pr server, making them a love brown, as were also the doo windows, and rafters, though th solid pine sheathing (overhead was left in its natural state. Th cracks were chinked on the ou side with small flat rocks, packe as tight as sardines, though course, the edges projected in decidedly irregular fashion. I side the cabin, the cracks we smoothly plastered with a mi ture of lime, sand, and cement.

The gigantic fireplace was problem,—not even Uncle Jo could boast of a chimney to l credit—and a regular mason w too expensive. But, somehow other, a rough stone fireplace a chimney, very pleasing in appe ance as well as in action, w

[*Please turn to page 39*

Happy was I to have a background—on spool beds, chests, doorways, et upon which my heirloom quilts and blankets, some woven by my gra father's slaves, could flaunt their gorgeous reds and yellows with impu

Wouldn't you pay a dime for a movie of it?

● Her first ride—and she's having the time of her life. It's a big moment for her . . . a high spot in life that you'll want to remember. Ciné-Kodak Eight will record such scenes in movies for less than 10¢.*

How can Movies cost so little?

Ciné-Kodak Eight uses an entirely new type of film which gives you *four times as many movies* per foot. That's the economy secret of this tiny camera.

A twenty-five foot roll of Ciné-Kodak Eight Film runs as long on the screen as 100 feet of any other home movie film . . . and there's no loss of quality—the movies are bright and clear. The Eight fits your pocket. It's a real, full-fledged movie camera, beautifully made—yet easy to use as a Brownie. And it costs only $34.50.

If you're interested in home movies that will fit into your budget, see the Eight, and the movies it makes, at your dealer's today. Eastman Kodak Company, Rochester, N. Y. . . . *Only Eastman makes the Kodak.*

* Ciné-Kodak Eight makes 20 to 30 movie scenes—each as long as the average scene in the news reels—on a roll of film costing $2.25, *finished, ready to show.*

Ciné-Kodak EIGHT

LADY CAROLINE
VANITY FAIR
SHELBURNE
WASHINGTON IRVING
KINGS
BEAUMONT
CHURCHILL

Enduring beauty
Outstanding value

You can be proud of Gorham Silverplate for life. Its beauty remains through long years of service. Its designs reflect true artistry. It is substantially plated with solid silver, and reinforced at point of greatest wear with sterling silver.

You can buy silverplate at bargain prices . . . but Gorham Silverplate is the most economical over the years, and is sold by leading jewelers everywhere.

The GORHAM *Company*
Providence, Rhode Island · SINCE 1831
AMERICA'S LEADING SILVERSMITHS

Gorham
SILVERPLATE
The next thing to STERLING

6 TEASPOONS *(any pattern)* $3.75

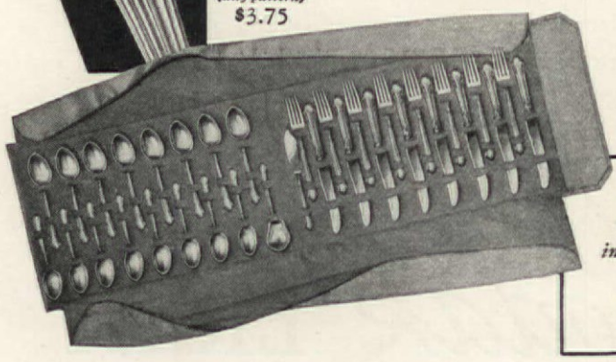

34-piece set for 8 *including case* ONLY $42.33

In Santa Barbara is a kitchen

[*Continued from page 355*]

practical working parts make up the laboratory part of the room.

But the other end is the most original and interesting part of the room, and it is charming at any time of the day. In the morning, the sunlight floods in through the French doors which open out into the garden. At night the curtains are drawn, but they are almost as bright as sunlight for they are made of a plaid linen in tones of yellow, vermilion, blue-green, and cream.

The great fireplace is equipped with a crane and a copper kettle. Two Hessian soldiers painted black serve as andirons and a sword from Revolutionary days is used as a poker. Many friends have sent gifts for this kitchen where they have spent such happy hours. Last year, a friend sent the drawing that now hangs by the fireplace. It is by Wanda Gag, who wrote and illustrated *Millions of Cats*.

Before the fireplace are grouped a round deal table, large enough to seat six, or even eight, some peasant chairs, and, in the corner, a comfortable sofa. During the day the table is always cleared, and in dark or rainy weather the little boy often plays there with his blocks or puzzles while his nurse sits on the sofa, sewing or knitting, the puppy curled up beside her, all of them happy before the fire. At regular meal times the family uses the dining room, but the fireplace end of the kitchen is used first, for the child's early supper, and later as the maid's dining room.

On Sunday nights the room comes into its own! After the supper has been prepared in th laboratory, the hot dishes are pu into the warming oven and th pots and pans are washed and pu away. Then the lights are turne off in that end of the room, an one is no longer conscious of i It ceases to exist. A bright fire i lighted on the hearth and fou lovely old silver candlesticks ar lighted for the table. Candleligh and firelight are enough. Th table has been set with the pre tiest of peasant linens, with quair glass from Mexico or crystal fro Sweden, with pewter and old si ver and with china chosen for i lovely design and color. The flow ers for the table are always skil fully arranged, forming a lovel center for the composition, con pact enough so that they will n take up too much space, lo enough so that they will not sh off one face from another.

The suppers in themselves a often original and unusual ar they are invariably deliciou They are served very simply b the hosts. But, best of all, t guests invited to share the pleasant suppers are chosen wi care and forethought, so that t group each time is a congeni one. An atmosphere has been cr ated which invites discussion ar stimulates good talk. It is a pla where people love to go, whe old friends may gather and ne friendships may be forme Guests linger on in the candl light talking of their travels, th work, their beliefs, their expe ments, and they carry away wi them rich memories of frien who were always willing to list or ready to talk.

"Food for 4 on $8 a week—*that's my problem*"

Above
There are no half-eaten pieces of cake left on the plates when Mrs. Schmidt treats her family to a cake baked with Royal. "I know with Royal I can be sure of good results every time."

Below
"I can't understand why some women take chances with doubtful baking powder—when 1¢ worth of Royal makes a perfect cake."

Above
A snapshot of 4-year-old Grace helping mother to bake a cake.

"I can't afford baking failures. That's why I insist on Royal Baking Powder—every time."

(An informal interview with Mrs. F. C. Schmidt, of Weehawken, N. J.)

WITH employment very uncertain ...and a rapidly dwindling savings account—Mr. and Mrs. Schmidt have to make every penny count.

"I can't afford to waste food," says thrifty Mrs. Schmidt. "Butter, eggs, milk are expensive—and when I bake at home I must *be sure of good results.*

"I've found that it's false economy to use a cheap, doubtful baking powder—that's why I insist on Royal. I know it always works.

"Before I was married, I was a professional dietitian in charge of a large industrial cafeteria. In planning food in large quantities, you must use only reliable materials. Experience taught me, whether baking for 4 or 400, you can always depend on Royal."

How right you are, Mrs. Schmidt. After all, the best baking powder—Royal—costs only about 1¢ per baking. And it assures perfect success—*every time!*

This fine Cream of Tartar baking powder makes biscuits that are light and tender—cakes that are fine-textured and fresh to the last crumb!

Next time you buy baking powder, remember how little it costs to use *reliable* Royal—only 1¢ per baking—and buy the best.

FREE . . . NEW DE LUXE COOK BOOK! New cakes, cookies, puddings, pies and savory meat dishes! Over 200 recipes. Attractive illustrations. Valuable cooking hints. Just cut label from Royal Baking Powder can and mail with coupon.

NRA CODE

ROYAL BAKING POWDER, Product of Standard Brands Inc.
Dept. 113, 691 Washington Street, New York, N. Y.
I enclose label from a can of Royal Baking Powder. Please send my copy of the new 1935 illustrated Royal Cook Book.

Name_____

Address_____

City_____ State_____

In Canada: Standard Brands Limited, Fraser Ave., Toronto 2, Ont.

Copyright, 1935, by Standard Brands Incorporated

Watch for your baker's weekly "Specials" . . . hen you bake at home, make sure of success and delicious vor by using Royal Baking Powder for your cakes and hot breads. But don't forget that you can rely on your baker for a variety of breads, delicious coffee cakes, Parker House rolls, crisp dinner rolls, cinnamon buns, layer cakes, cup cakes, and other goodies to lend variety to your table. With careful attention to the housewife's needs and wishes, the modern bakery offers a wider and ever-increasing service to the home.

FROZEN SOLID IN ICE, VALSPAR PAINT UNHARMED



The Valsparred Midget House frozen in ice.

Valspar House Paint Proved Immune to Battering of Elements in Brutal Third Degree Tests with Sun, Water, Ice, Grit

VALSPAR is *Weather-Armored* home protection. To prove it we made a Midget House, painted it with standard Valspar house paint and subjected it to a "Third Degree."

Ice, Sun, Wind, Water, Grit

We froze the Midget House solid in ice at polar temperature; we grilled it in intense electric heat-rays, stronger than sunlight; we blew a storm of sand and grit at it; we battered it with a stream of water from a powerful fire engine.

Ordinary paints would give way—crack, check, peel, and crumble. Valspar Paint came through bright, fresh as new, ready for years of service. That's what *Weather-Armoring* does.

The "Invisible Quart"

You get so much longer service from Valspar's Weather-Armored paint that it's like getting an extra quart in every gallon you buy—an "invisible quart" of longer life that means more years before you have to paint again.

To reduce your long-run painting costs to a minimum, use Valspar and call in a reliable painter. Painting is an expert's job—a Master Painter can do it best and will save money in the long run.



Grilled in Artificial Sunlight... not a sign of weathering. Colors bright, undimmed.

Drowned with torrents of Water...Valspar Paint stayed fresh and bright.



Stormed in Grit . . . no breaks, no mars, no scoring of the Valspar-painted surface.

VALSPAR PAINT

Made by the Makers of Super Valspar Varnishes, Enamels and other paint products.

Weather-Armor for Homes

ASK YOUR PAINTER . . . . HE *KNOWS*

VALENTINE & COMPANY, 386 FOURTH AVE., NEW YORK CITY

We build a *real* log cabin

Conrad Bering

How many of us have had the desire not only to own but build a *real* log cabin of some kind, and yet, have no concrete idea of the type of cabin to build? This desire on our part to build a *real* log cabin was fathered by articles and sketches appearing in THE AMERICAN HOME, some two years ago.

That did not mean that we immediately talked to an architect, and bought property on which to build the cabin. It did mean that my wife and I spent many evenings discussing the matter, just talk, talk, and more talk. At this stage of our idea it had not occurred to us to use pencil and paper. We did discuss size, how we could build it, and the location available.

We soon realized that without the location definitely in mind we were making no definite progress. People acquainted with the Gulf Coast of Texas, and particularly around Houston, know that outside of our climate, where Roses bloom at Xmas time, we have only flat country broken by pine woods and the only thing we have approaching a stream is Buffalo Bayou which is the head of the Ship Channel of Houston. Many dry gullies enter the Bayou and only one creek, Briar Creek, is fed the year round by springs, this creek emptying into the Bayou. Fortunately for us both of these streams run through and were on property which was owned by our family.

After much tramping, considering of drainage, ease of access and complete isolation, a spot on Briar Creek was decided on. The deciding factors were a high bank thirty-five feet above water level, the cabin to be set approximately twenty-five feet from the creek bank, a beautiful clearing surrounded by large moss-laden Post Oaks and around and beyond these oaks as far as it is possible to see, pines; along the creek banks beautiful Dogwood trees, Holly, native Ferns, Sweet Bay trees and other trees and shrubs too numerous to name. All of this within nine miles of the heart of Houston, a half mile from a main highway, and only twenty minutes of our home, and yet in the midst of the piney fragrant woods.

Pencil and paper was our next step and soon we had developed

NEW IDEAS to improve your home

Formerly an old attic



Now . . . AFTER *. . . a lovely guest room*



ABOVE—THE BARE ATTIC . . . unsightly catchall for worn-out furniture, clothes boxes, "castoffs." In most homes, 20% of the space is actually wasted.

WHAT CAN BE DONE ABOUT IT? At little expense, in just a few days, it can become this attractive den or guest room, with J-M Insulating Board and decorative Asbestos Flexboard.

Just a few other things you can do . . .

(*Left*) Here's another example of the many things you can do! That old basement turned, as if by magic, into a recreation room. Johns-Manville Insulating Board does it!

(*Left*) You can put on a new permanent roof of Johns-Manville Asbestos Shingles—right over your old roof. They come in any color, can't warp, are fireproof.

(*Right*) "Tile-like" sanitary Wainscoting, gleaming, easy to clean, goes on right over old walls. Make your dark, drab-looking kitchen modern, colorful, cheerful . . . quickly, without fuss or muss.

(*Right*) Almost overnight you can turn waste space into a modern extra living room! Walls of J-M Asbestos Flexboard make a fitting background for modern furniture.

***How to turn waste space into extra rooms is but one of the many remodeling suggestions pictured in the 1935 edition of the* J-M "101 BOOK"!**

SO MANY inexpensive things can be done today to "dress up" the home!

Wouldn't you like to have us help you visualize (at our expense) some of the practical ways in which *you* can improve *your* home? Just send for the FREE 1935 edition of the Johns-Manville book, "101 Practical Suggestions for Home Improvements." In it you will have, in one compact volume—filled with interesting "before-and-after" pictures—a whole library of valuable ideas, planned and executed by experts in home design.

You will learn, for instance, how to turn your barren attic into a useful, beautiful extra room, as shown at the left; how to eliminate repair and painting bills forever, with J-M Asbestos Cedar-grain Siding Shingles; how to make a cheerful game room out of your dreary old basement, with J-M decorative Insulating Board, etc.

And you can finance whatever work you have done through the Johns-Manville "$1,000,000-to-Lend" Plan—under the terms of the National Housing Act—*the lowest terms in the history of home financing!*

SEND FOR FREE BOOK TODAY!

JOHNS-MANVILLE, Dept. AH-4, 22 East 40th Street, New York. Please send me your free book, "101 Practical Suggestions for Home Improvements," that also tells how to take advantage of the Johns-Manville "$1,000,000-to-Lend" Plan. I am particularly interested in a new roof ☐, "Tile-like" Wainscoting for kitchen or bath ☐, Home Insulation ☐, Insulating Board for extra rooms ☐.

Name_____

Address_____

City_____ State_____

JM JOHNS-MANVILLE "$1,000,000-to-Lend" Plan for your Home

A MILLION PAIRS OF EYES ARE SAYING

"Thank you"

HERE is one of the revolutionary new lamps which is bringing new comfort and eye-protection into thousands upon thousands of homes. It is an I. E. S. Better Sight Lamp... approved by the Illuminating Engineering Society and made by many manufacturers. See one today at your department or furniture store, lighting company, or lighting fixture dealer. General Electric Company, Nela Park, Cleveland, Ohio.

FEATURES OF THE I. E. S. BETTER SIGHT LAMPS

The opal glass reflector (A) gives soft, diffused, glareless light, and reflects light to the ceiling for general illumination. The special inside reflecting surface of the shade (B) reflects twice as much useful light as an ordinary shade.

The extra height insures good light, properly distributed over a wide working area.

The Approval Tag shown beside the lamp identifies an I. E. S. Better Sight Lamp. Always be sure to look for this tag when you buy.

AT THE LEFT is one of the direct-indirect floor lamps. An amazing new all-purpose lamp for the home. Is equipped with the new MAZDA Indirect Three-Lite lamp, which provides three different levels of light—low, medium, bright—from one bulb.

GENERAL ELECTRIC

a floor plan, the outside dimensions being 21'-6" x 34'. This area contained one large room 18' x 20' and a screened sleeping porch 9'-6" x 18'. In drawing our floor plan we worked with an idea of additional rooms when and as possible. These additional rooms in a *real* log cabin are made possible by tying into the logs at the corners of the original structure. This can be done by splicing the logs of the new room to the projecting logs, at the corners, of the old structure without in any way disturbing the old structure. Even now we are planning this additional room.

Having drawn the floor plans so well, they being particularly difficult, why not the elevations, etc. However in order to do this the size of timber to be used had to be considered in order to avoid cutting more timber than necessary. After inspecting the trees which we could use from our property, we found that pines averaging 10" at the butt would be used. As a result, the elevations showing openings were drawn. Our complete plan contained four eight-light double-hung windows, three doors and a fireplace with a four-foot opening. Wide overhanging eaves were decided on for reasons of protection and attractiveness.

Cost Kept Down

Our entire cost up to now was exactly zero. The main item now confronting us, that of cutting timber and construction. The question, of course, was whether to contract the work or to hire day labor. After investigating we soon saw that this would run into an item of cost that would necessarily put our cabin off to an indefinite time.

Having drawn the plans, and knowing the exact size of each and every log required, it was decided that we could save expense by hiring a negro farmer, Zeb, near by, to assist me in cutting and peeling the logs. The trees were selected with care as to straightness and size, also quality of grade. These trees averaged seventy feet in height. After felling the trees we used an ordinary sharp-shooter spade to peel the logs. Incidentally, this was not only the quickest but the least tiring manner of peeling. As we cut and peeled, the logs were cut to size, as shown in the plans, with a view of a minimum of waste. At this point let me state the peelings were saved for toppings of walks. The logs were pulled to the building site before peeling. This part of the construction was far from tiring and extremely interesting. Our logs were now all cut and stacked and in the process of drying out.

Having proceeded thus far, and at so little expense, I decided to do the actual construction of the cabin. A Post Oak tree was cut and then cut into blocks for the foundation of the house. Anyone knowing Post Oak, the blocks being about twenty inches in diameter, will know that they will last almost a lifetime. These blocks were set down on clay.

Placing the First Log

The big event, the placing of the first log in position, occurred on February 28th, 1933. From then on it was an ever changing scene and interest. No matter how tired there was always the desire to see the next log in place.

A little study at the local library decided me on using the wedge and notch joint for my logs. The upper log was always scribed to the lower log to get a neat and tight a joint as possible. Oakum was used between the joints to make it as tight as possible and also to keep out any insects. Not satisfied with the wedge and notch system, which fits tighter as time goes on, I spiked each log to the lower log for additional security. The first notch was an education. For the notching I had a cold steel chisel made which was about three inches wide and eight inches long. This made the cutting of the wedges and notches much simpler. In time our plate, or top log, thirty-four feet logs, were pulled into place with an ordinary automobile block and tackle.

In view of the fact that the logs were cut to size we did not have to do any cutting for openings, as the openings automatically appeared as the construction proceeded. In order to prevent these from loosening or slipping as we went up, 2 x 4 bracing was used until the window jambs were installed. In the same manner the gables were taken up and braced, placing the two thirty-four foot purlins and ridge pole as we proceeded. The ridge pole which we secured was six inches at the butt and straight as a ship's mast.

We were now ready for the rafters. Pine saplings were used that averaged four inches at the butt and three inches at the top. These had to be cut and peeled in the same manner as the logs. These saplings were notched into the plate, purlin, and ridge pole and then spiked. They had been selected for their straightness, as near as possible, and no effort was made to shim these the time of roofing, as we desired an uneven appearance of the roof.

The roof was then covered with ship-lap and made ready for the hand-split shingles. Here is where we had real fun. It did not take

From the Highlands of Scotland



THE MENZIES TARTAN. In the thick of the fray at Bannockburn, the clan Menzies added new honors —new meaning to its Tartan.

THE FRAZER TARTAN adds highland romance to the beauty of your home.

THE COLORFUL MACINTOSH PLAID adds virile clan tradition to a modern room.

to the Floors of Your Home

Firth's Royal Scotch Tartans

bring colorful simplicity

• Pipes ringing out wild, haunting music...old, familiar war-cries thrilling through the glens... wind in the pines...heather on the hills. This is the *color* woven into Scottish tartans.

There is not only color, but a meaning in these tartans. Ranging from the plaids of the Royal Stewarts to those of the noble Frazers, the Rosses and the MacIntoshes, each is the badge of a particular clan. Their simplicity reflects the quiet vigor of *clan* life, *clan* tradition.

Now Firth brings this tradition, this colorful simplicity into your home by creating rugs in the authentic design of old Scottish tartans!

Preserving the characteristics of the tartan weave, Firth's Royal Scotch Tartans are made of the finest wools and made with the care and skill that insure long, dependable wear.

These sensational new floor coverings will add new life, new beauty to your home. Their colorful simplicity will blend delightfully with any color scheme, with any furniture. And you will be amazed at their moderate prices. See Firth's Scotch Tartans and their line of "Hooked" Rugs in odd and small sizes at your dealer today.

All FIRTH Rugs and Carpets Made of "Sanitized" Wool

by FIRTH

FREE: BEAUTIFUL BOOKLETS IN FULL COLOR

FIRTH CARPET CO., Dept. 24, 295 Fifth Ave., N.Y.

Please send me absolutely free: Firth's Royal Scotch Tartan booklet in full color, "ROMANCE WEARS HEATHER IN HER HAIR"—Firth's International "Hooked" Rug booklet in full color, "A PILGRIMAGE FOR INSPIRATION".

*Name*_____

*Address*_____

*City*_____ *State*_____

*Dealer's Name*_____

Combination Offer
Expiring May 15th!

THIS BIG MOTH BAG WITH EVERY QUART OF FLIT

Don't forget FLIT destroys Moths, Moth Eggs Moth Larvae

HERE'S good news for every woman worried about her fine woolens and furs. Flit Spray kills all three forms of moth life—the moth, the moth egg, and larvae or the little worms that chew holes. And Flit is so easy to use—inexpensive—has a pleasant odor.

Just spray the clothing in your closet regularly. If clothing is to be put away, spray with Flit according to the directions below, and hang in the roomy Flit Moth Bag, or pack in trunk or box.

Flit *Spray* is deadly to flies, moths and other insects. Flit *Powder* is the best ever developed for crawling insects and fleas on dogs.

FLIT DOES NOT STAIN

Use both Powder and Spray—They kill them all—the cost is small.

Copr. 1935, Stanco Inc.

HERE'S HOW TO HANDLE THE MOTH PROBLEM

ong to find that we had two ypes of pine, one would split traight and the other would not. Of course the first did not split traight and had to be discarded.

After searching all over Hous-on for a Froe or someone who new how to make one, a man rom Arkansas was located who urned out a dandy. We cut our ine logs into blocks thirty inches ong and started on the splitting f the shingles and here is where he Froe worked wonders. The and-split shingles averaged any-here from one quarter of an ch to three quarters of an inch ick and thirty inches long. The of required approximately two housand hand-split shingles laid ght inches to the weather. What roof when finished! In looks d even service, it is worth all of e back and arm aches that went to them.

We were now ready for the ors using six-inch center match ne. The doors were made right the job of the same material the floors but of double thick-ss and staggered. Regular old te strap hinges were used with rn door thumb-bolts. All jambs d casings were made on the . The only thing that was ught ready made were the ht-light window sash. We ined the floors with an antique

e stain; this stain giving the r a weathered appearance. door casings, etc. were nted brown.

he fireplace was the one thing which help was needed. As ed before, the opening was feet. The firebed is raised ve the floor and hearth level inches. An iron crane was in-ed in the fireplace, and Hous- was searched for old iron hen utensils.

he last and also very impor- item was now ready to be —the chinking between the Metal hardware cloth was ed between the logs. This lware cloth was cut to fit at y place and tacked to each r log tightly with galvanized ng tacks. However, where the lware cloth was tacked to the r log, the tacks were not n jam up. The reason for al-lowing this slack was that in the event there was any further shrinkage in the logs the cement chinking would remain tight with the upper log and draw away from the lower log, thus preventing water getting in behind the chinking and rotting the timbers. Cement of the proportion of 1 to 1½ was applied on the hardware cloth. We found the hardware cloth held better than anything else we could use. The logs were chinked from both the outside and inside of the building. This chinking has now been completed a year and up to the present shows no sign of cracking or falling out and still is the same tight job as when first installed.

Finishing Details

All major work was now completed and minor ends were picked up. Doors were weather-stripped, the fireplace inside completed with rocks that were brought in from San Marcos, Texas, no native rock being obtainable around Houston. This rock work was taken from the floor to the top plate log. These rocks were obtained over a period of time as visits were made to that part of Texas and brought back with us. Some of the rocks were of historic interest. One in particular was taken from the original fireplace of General Edward Burleson's old homestead, General Burleson being one of the original signers of Texas Independence.

Seven months from the date the first log was put in place the big event of spending our first night in our *real* log cabin arrived and what an event that was. Since then it has been occupied week-ends and longer, in cold and rainy weather, hot and dry, and in every respect it has measured up to our fullest expectations.

Since then a deep well, 119 feet, has been dug, sapling fences built, a dam of concrete built on the creek giving us almost a half mile of water stocked with bass and perch, fruit trees, and a rose garden of one hundred and fifty bushes set out and even other things yet planned.

All of this work has been done by two people, myself, and the negro man, Zeb, with my wife and children giving the inspiration and necessary refreshments when things seemed a little slow.

All of the work done to date, including the out-house, has been done at a cost of $938. This cost has been spread over a period of at least twenty months. The cheapest figure I received from a contractor furnishing everything for the house ONLY was $2500.

The building of a *real* log cabin is worth trying, and half of the owning is the planning and building of it yourself. Try it!

How You Can Buy Yourself

A STEADY INCOME OF $200 A MONTH

RETIREMENT INCOME PLAN

Here is what $200 a month Retirement Income, payable at age 55, will do for you:

It guarantees when you are 55 an income of $200 a month for life. This income cannot stop until at least $20,000 has been paid, and you can get as much as $25,000, $30,000 or more, depending only upon how long you live.

This important benefit is available alone: but if you are insurable, additions can be made to your plan by which—

It guarantees upon death from accidental means before age 55 a Cash Payment to your beneficiary of $40,000. Or a monthly income for life.

It guarantees upon death from any other cause before age 55 a Cash Payment to your beneficiary of $20,000. Or a monthly income for life.

It guarantees in the event of permanent total disability before age 55 a Monthly Income for you.

Plans for retirement at ages other than 55 are available. Also special plans for women.

HOW WOULD YOU like to be able to quit work some day? How would you like, when you are 55, or 60, or 65, to have a check for $200 arrive *every month* for the rest of your life?

There is a plan which makes it possible. The Phoenix Mutual Retirement Income Plan gives you a *guaranteed* income in the years to come. The illustrated booklet offered at the bottom of this page explains how the plan works.

You Don't Have to be Rich

Your Retirement Income may be any amount you wish—$100 a month, $200 a month, $300 a month or more. It can begin at any age you say, 55, 60, or 65.

There are Plans for men who can save only a few dollars a month as well as for men who can save thousands of dollars a year.

Suppose you decide to retire on an income of $200 a month when you are 55. Here is what you get:

1. A check for $200 when you reach the age of 55 and a check for $200 every month thereafter as long as you live, even if you live to be 100.

2. A life income for your wife if you die before retirement age.

3. A monthly disability income for yourself if, before age 55, total disability stops your earning power for six months or more.

This important benefit is available alone; but if you are insurable, your Plan can also include:

Best of all, the Plan is guaranteed by The Phoenix Mutual Company, an 84-year-old company with over half a billion dollars of insurance in force.

Write your date of birth in the coupon below and send it today. You will be mailed, without cost or obligation, the illustrated booklet explaining the Phoenix Mutual Plan. Send for your copy now. The coupon is for your convenience.

PHOENIX MUTUAL LIFE INSURANCE COMPANY
Home Office: Hartford, Conn.
Established in 1851

© 1935, P. M. L. I. Co.



PHOENIX MUTUAL LIFE INSURANCE CO.
919 Elm St., Hartford, Conn.

Send me by mail, without obligation, your new book describing THE PHOENIX MUTUAL RETIREMENT INCOME PLAN.

Name_____

Date of Birth_____

Business Address_____

Home Address_____

"Maternity Cases taught me the importance of toilet tissue,"

says BEULAH FRANCE, Registered Nurse and well-known health authority

"I advise—especially in maternity cases—either ScotTissue or Waldorf, because they are soft, absorbent and absolutely pure."

An interview with BEULAH FRANCE, R. N., *formerly in charge of expectant mothers in one of New York City's finest maternity hospitals*

"I HAVE been reading with interest for many years the advertising of ScotTissue and Waldorf—and I think Scott Paper Company deserves great credit for so frankly informing women of the health facts about toilet tissue.

"I have seen many cases of severe discomfort resulting from the use of a glazed or coarse-surfaced toilet tissue.

"It is gratifying to know that so many women are beginning to realize how important it is to their health and comfort to use a soft, non-irritating tissue—especially if they are troubled with a sensitive skin."

• • •

SCOTTISSUE soft, absorbent, pure white

WALDORF soft, absorbent, cream-colored

SCOTTISSUE and WALDORF are especially made to meet health requirements. They are extremely soft, highly absorbent and chemically pure. Don't risk getting inferior quality. It really costs no more to buy these famous brands. Scott Paper Company, Chester, Pa.

My dear Kate,

WE'VE added a new member to our household and you and Cookie will love him—a three-months-old pup. He has already wiggled his way into our hearts and chewed his way through our shoes! Judy is, of course, entranced! We got him primarily for her, as I have always felt that to have a dog growing up with a child is one of the best experiences in the world for the child (I must admit there are moments when I feel for the dog!). Judy's toys are not entirely hers now, for Cocoa is quite likely to trot away with one of her most treasured blocks or animals and she has quickly discovered that he, as well as she, must adapt himself to the general routine of the household if he is to be popular.

Alec has been busy making my kitchen more livable for me, bless his heart. We had, tucked away in the cellar, an old oak chiffonier and bureau, both ugly. Alec removed the two bottom drawers from the bureau and substituted a shelf with two doors opening from the middle. To take away from the bedroom appearance, he found it a simple matter to cover the drawers, doors, and sides with plywood. This also served the purpose of making all the surfaces flat which, to my mind, is a worthwhile item as I shall find it easier to keep clean. The facing on the drawers overlaps the facing on the cabinet itself, thus making a tight fit and eliminating any possibility of seepage when any liquid is spilled accidentally. We shopped about for a remnant of linoleum which we were able to get at a reasonable price and it is secured in place on top of the bureau with strips of zinc. Alec built a top, resembling the top of a Welsh dresser and this is fastened to the top of the chest with strips of iron, after the linoleum was in place, thus eliminating a difficult fitting. The whole thing is painted to blend with the woodwork, the insides of the shelves forming a contrast in canary-yellow. I purchased a piece of oilcloth—yellow, orange, and blue plaid—and Alec has tacked it firmly in back of the shelves. have arranged my pewter and odd bits of china here and the whole cabinet is a joy to my heart—besides furnishing an interesting corner to my kitchen. Quite metamorphosis for an old bureau!

The chiffonier has been cut down to the correct size for working table, painted gray, and the enamel top from my old table securely fastened in place, which gives me three extra, much-needed drawers. With some scraps of wood left over, Alec made two small shelves, which are tacked to either side of my sunnies window and my pots of parsley and chives, one on each, are thriving there. I potted these before frost fell. The parsley has been a piquant addition to creamed soups and potatoes and the chives give quite a bit of pep to otherwise uninteresting creamed cheese sandwiches or salads. summer garnish that serves well through the winter.

I'm so glad young Peter enjoyed the modeling clay and was a relief to me to hear that he is out of danger and will soon be out of quarantine! Quarantine is certainly a *bête noir* for us parents! Our dearest love to you all,

LIB.

P. S. Alec is making a sketch of the kitchen additions. Perhaps they will inspire Cookie.

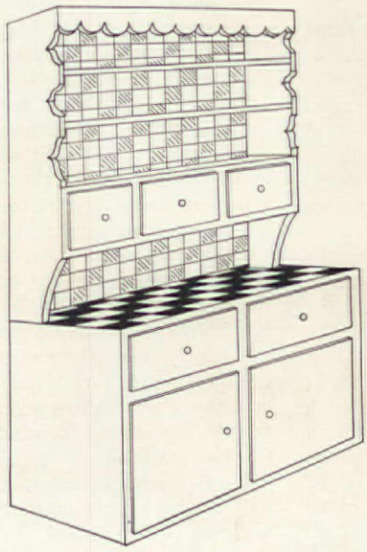

Here is the Welsh dresser for the kitchen that was made from a very old oak chiffonier. Plenty of shelves afforded ample storage space and the linoleum covered top, secured in place with zinc strips, makes an excellent working surface.

a Brilliant value

EVERYWHERE you hear dark whispers of rising prices. But there's one bright and shining exception—sinks of Monel Metal.*

With the demand for these super-sinks constantly on the up and up, we can afford to keep their prices *down*. So why buy an old-fashioned sink when you may have a modern Monel Metal sink for as low as $64.25?

An easy way to pay

Prices like these are nothing if not timely. They come just when the N.H.A. is making it easy to get money for home modernization. Ask in any bank. They'll be glad to tell you all about the *liberal terms* that Uncle Sam has arranged for you.

In the 57 Monel Metal sinks, you will find one made-to-order for your kitchen. Is your space limited? Then we'll trot out a demure little "sinklet" just 41 inches long. Have you room for something truly dazzling? Then we'll produce a magnificent twelve-footer, with two bowls flanked by two drainboards. *A sink that is a sink!*

An easy sink to clean

We hope you understand that a Monel Metal sink is *not* a plated or coated affair. It is one solid piece of rust-proof metal. It is crack-proof, chip-proof, accident-proof! That is why these beautiful surfaces remain smooth and easy to clean throughout a life-time of service.

Monel Metal sinks have all kinds of lovely kitchen companions—Monel Metal-topped ranges, work tables, cabinets and what not. Write our Household Department for full information. And for your copy of an interesting book on kitchen planning called "Let's Bring the Kitchen Up To Date."

If your plumber does not carry the particular model of Monel Metal sink which you want, have him write to our sink distributors, Whitehead Metal Products Co., Inc., 304 Hudson St., New York, or their branches in principal cities.

monel metal

*Monel Metal—Reg. U. S. Pat. Off.

THE INTERNATIONAL NICKEL COMPANY, INC.
43 Wall Street **New York, N. Y.**

* *This handsome cabinet sink unit has been reduced to $105.50. Price includes Monel Metal "Straitline" Sink, steel base cabinet, eight-inch backsplash and crumb cup strainer—everything but the faucet. Same sink and cabinet, with inch-and-a-half backsplash (without faucet) only $99.50. Both these prices apply to deliveries made east of the Rocky Mountains.*

Below: *Is your kitchen blighted by a shabby, old-style sink? Then why not retire the battle-scarred veteran? Replace it with this Monel Metal "Streamline" Sink (Model 600). You'll find it a real "fountain of youth"—a sink that never grows old. Hard service merely increases the lustre of Monel Metal. Above is a Monel Metal "Smartline" Table designed by Ray Patten.*



BUSINESS MEN ATTENTION: *Nobody ever thought of a kitchen sink as beautiful—until Monel Metal made it so. Perhaps this modern metal can make* **your** *products better-looking, longer-lasting and* **more saleable.** *Consistent advertising has established Monel Metal as one of the best known trade names in America—has created universal demand for articles of Monel Metal. Write for details of the cooperation available to manufacturers.*

WHAT DO CRITICAL EYES SAY ABOUT *your home?*

EVEN THE BEST of friends, as well as casual acquaintances, are critical about the appointments of each other's homes. Their eyes reveal the criticism that their lips dare not speak . . .

In the matter of the right small tables, for instance, so many homes are illy equipped — lacking in the charming individuality, smartness, and convenience, that Imperial Tables particularly can give. The adroit use of tables in refurbishing and enlivening interiors, is a decorating secret long since discovered and consistently used by successful decorators. And this is a secret that you, too, may profit by, in the creation of delightfully furnished rooms that your friends will admire and doubtless copy.

Imperial TABLES

For more than thirty years, Imperial have set the fashion in tables for America's finest homes. Every detail of design and construction has been carefully, artistically developed, in keeping with the decorative and utilitarian requirements of modern living. All woods, materials, processes, accord with the highest traditions of craftsmanship.

Artisans long experienced in the gentle art of building fine furniture for discriminating people, have given their best time and skill to the creation of Imperial Tables. The famous Green Shield trademark appearing on every Imperial creation, is your significant assurance that you are buying wisely and well. Sold exclusively by the leading furniture or department stores in every city.

IMPERIAL FURNITURE CO.
GRAND RAPIDS, MICHIGAN



Before you buy any table, be sure that it bears the famous Imperial Green Shield trademark, your positive assurance of enduring quality and beauty.

Mat and frame can make any picture "right"

[*Continued from page 338*]

snow-white, deep tan, cool gray. Often these linen mats are used with paintings to enlarge a choice small picture.

There is no such thing as *the one* perfect frame for a picture. A choice from many good things has to be made, for never were there so many happy ideas from which to choose. The best choice of mat and frame is a matter of instinctive good taste or cultivation. If you feel you need help in this direction (it is easy enough to go astray), be sure to get the advice of an expert, for a satisfactory result. Very often frames in the best possible taste are inexpensive if one accepts the direction of a person experienced in this profession of framing pictures. It is both agreeable and fortunate to know that you can choose the pictures you love regardless of any period of home furnishing, and, if need be, periodize your frame to suit a changing fashion.

Needlepoint for furniture upholstery

[*Continued from page 349*]

teresting texture is possible when the background is "patterned" with stitches of varying lengths, as in the case of the chair seat illustrated. While the finished effect is that of a series of little square blocks, it is accomplished merely with lines of the customary needlepoint stitch alternating with others of twice the length. It affords a nice contrast to the finer stitchery of the decorative motif and is invaluable for backgrounds, as it covers the surface rapidly.

This pattern starts with one long stitch at the corner, the yarn being carried diagonally upward over two horizontal threads and the needle passed diagonally to the left under two vertical threads and one horizontal in a position to make the first short stitch of the downward row, as in (C). When the second stitch of this row has been made to the right of the long one of the first row, the needle is carried diagonally downward under three horizontal threads and two vertical to start the first long stitch of the third row in the same line of meshes as the corner stitch. Since this long stitch is just twice the length of the small, the needle is carried diagonally upward over two threads and horizontally to the left under four, in the process of working upward, instead or over one and under two as when the short stitch only is employed.

In working a piece of needlepoint, the design is done first, then the background is filled in the same general direction being maintained throughout. When completed, it should be evenly stretched on a board or table top which may be thumb-tacked, dampened, and left to dry, or it may be steamed by holding a hot iron close to the wet surface—not pressed flat.

When buying a canvas for a special purpose, make sure it is amply large to allow for the upholstery. It is well to make an outline pattern of the surface to be covered and then select a design that centers well upon it. Almost everyone has some cherished old chair or stool or bench that will take kindly to this type of upholstery and will find it a most fascinating pastime.

Designs should be nicely considered in their relation to the piece of furniture that is to be covered. If the worker is at all consistent, she will not choose a French design of any one of the Louis periods to seat a chair obviously a product of one of the 18th century English cabinetmakers or its American prototype. Neither will she select one of the rather flamboyant patterns of the Victorian period, which properly belong with the later walnut and rosewood topped with clusters of carved grapes or roses.

Much of the early English style of design, more in character with the Chippendale type of chair than the ornate French Acadian of approximately the same period, was inspired by the wealth of flowers in the English flower garden and usually took the form of loose flower arrangements—the rose, tulip, coreopsis, gilly flower and carnation—interspersed with the decorative acanthus leaf, or sometimes with the oak. Designs of this sort are delightfully fascinating to work out, because of the wealth of varied color.

Then there are the all-over patterns, influenced apparently by another form of canvas embroidery—the Italian Bargello. Under this head come the shell, the flame, and other conventional arrangements done in shades of alternating color, or the rows of rosebuds or leaves, associated with American Colonial needlework. Designs of this art are particularly fitting with the Gothic type of chair back and are frequently chosen in preference to the informal floral cluster when the design is to be repeated, as in the case of dining-room chairs.

This type of design is perhaps less difficult for the beginner than the shaded floral patterns, since the color arrangement, on

the *smartest* and *loveliest* new note in curtains

"NU-CORD" is a soft open weave, that drapes beautifully and is ideal for summer use. An absolutely original mesh with all the appeal of a hand-woven fabric . . . a curtain that truly becomes the decorative feature of any room. A variety of designs to choose from.

Note this: Quaker net curtains act as a daylight shade through which *you* see readily—but prevents outsiders from seeing in. They are a delightful decoration and a protection to your privacy. Moreover, the three-thread construction in all Quaker curtains guarantees *durable* beauty—each thread is tied securely in place.

Quaker curtains seldom cost more than commonplace curtains. And yet, it is not unusual for them to last ten years and longer. Like all good decorative style they never become tiresome or outmoded.

have you a window problem?
send for this book

The only book of its kind. Shows photographs of curtain problems as found in typical American homes—and their solution. Send ten cents to defray mailing cost. Ask for booklet, "A".

QUAKER LACE COMPANY
330 FIFTH AVENUE NEW YORK



established, is repeated over the entire surface. On the other hand, it affords less opportunity for artistry than do the flower clusters with their profusion of blended color—reds, blues, yellows, greens, and violets—in harmoniously blended tones, against a background of solid color.

In designs of this nature, modeling is of primary importance, rather than realism in the use of color. To achieve this, contrasting tones of color, as well as different values, are often combined in working a motif, such as the illustrated leaf detail, in the development of which shades of both blue-green and yellow-green are blended and the veining, according to historic precedent, done with dark blue. Next to the dark blue, on either side, comes the darker of the blue-green tones, then the lighter and finally the yellow-green, filling in all the time around the veins and working outward to the leaf edge.

This sample is worked with three threads of crewel wools upon canvas counting fourteen threads to the inch and the resulting texture is admirable for the upholstery of chairs, benches, or stool tops.

Needlepoint is not difficult and the worker has the satisfaction of knowing that she is acquiring a durable and beautiful textile—ample compensation for the time spent in the making.

Dressing up familiar food

[*Continued from page 358*]

you can buy sets of vegetable cutters and make your carrots into leaves and flowers. When you get around to dressing up your beets you might be interested in a grater that will cut beets into perfect cubes. And how different cubes of beets from the too familiar discs!

The neatest trick for bread that we know—and it would make a fine "specialty of the house"—is to bake cornbread in moulds shaped like half ears of corn. Picture the golden half ears of cornbread arranged tastefully on a platter. But don't let down on the butter and just place a big slab in the center of the table. Get out your bread and butter plates and mould the butter into individual portions. Small balls are lovely. Use your melon scoop for these, dipping it first into boiling water and then into the ice cold butter. If you want to be more imaginative you can purchase a little butter curler and serve crinkly portions as they do in some of the big hotels. Or you might like to buy a wooden mould in the shape of a rose or a lamb. The cost is trifling and it all makes for that extra something that converts the commonplace into the charming.

In these days many women think that it isn't a meal without a salad. And if you think a ring of pineapple nested on lettuce is a pretty sight, you can make it even more attractive with decorations of little white balls of cheese moulded with the same convenient melon scoop. Possibly you are a devotee of raw vegetable salad. In that case you ought to have one of the interesting gadgets that smartly minces carrots, peppers, celery, etc. into mounds of many colors. Or you can use a grater and convert the vegetables into cubes. Still another variety of grater will cut the vegetables into slim ribbons which you can pile up color on color. Lime gelatin frozen with pineapple juice and filled with white grapes makes a delectable salad. But some day instead of serving it in individual portions try moulding the whole salad into one big mound resembling fruit! (These moulds must be first dipped in hot water before you attempt to turn out the gelatin.)

In dressing up desserts just let your fancy run riot! With a little thought, simple easy-to-make things can be made merry and decorative. A quick cake, unicec can be fancifully topped with several mounds of colored ice cream shaped with your largest scoop. You can turn out ice-box puddings that resemble the art of a French caterer if you mould them in big white crocks shaped like turkeys or mounds of cherries. Is your family partial to snappy yellow cheese with apple pie? If so, use your grater and cut the cheese in long slender ribbons. Lay the strips lattice fashion on the pie and place the whole thing under the broiler to toast gently for a second.

Assorted homemade cookies served with fresh or stewed fruit constitute a charming dessert. Try cutting the cookies in the shape of stars and crescents. And ice these astrological cookies with the palest of yellow icing. If you have children in your family be sure to include some little pie cutters in your collection. Have you seen the all-in-one-pie cutters that make eight or ten cookies at once in as many different forms? This is not only quick but efficient, as you get the maximum number of cookies out of the dough, and reduce the number of times that it must be rolled. One clever cutter turns out a star, a clover, a moon, a chicken, etc., all at one cutting. And there is an animal all-in-one cutter that very nearly gives you a whole zoo with one stroke. Cookie makers are fascinating gadgets. Put the dough inside a

She was a wonderful cook...

but she served the MINUS MEAL too often

HER vegetable and meat dishes were perfectly delicious. And her cakes were marvelous creations. Yet something very important was missing in the meals she served. Frequently, they were "minus meals"—lacking the "bulk" that is so necessary for regular habits.

When families continue to eat meals with insufficient "bulk," faulty elimination often develops. Headaches, loss of appetite and energy frequently result. Skins may turn sallow. Eyes lack their sparkle. Wives lose their freshness. Husbands become touchy and irritable.

Fortunately, you can make certain that your family gets plenty of "bulk" by serving Kellogg's ALL-BRAN regularly. This delicious ready-to-eat cereal supplies generous "bulk" in convenient form. ALL-BRAN also furnishes vitamin B and iron, an element of the blood.

The "bulk" in ALL-BRAN is gentle. It does not break down in the body as much as the "bulk" in fruits and vegetables. So it is often much more effective.

Two tablespoonfuls of ALL-BRAN daily will correct constipation due to insufficient "bulk." In chronic cases, serve with each meal. If not relieved this way, see your doctor.

This tempting cereal lends itself equally well to cooking. It blends beautifully with other ingredients, and adds a tempting nut-sweet flavor to the dish. You will enjoy the recipe set down below.

Be sure your family is served "bulk" in some form every day. Keep their enthusiasms high, and their dispositions sunny. Get Kellogg's ALL-BRAN in the red-and-green package at your grocer's. ALL-BRAN is much more effective than part-bran products. Made by Kellogg in Battle Creek, Michigan.

Famous ALL-BRAN Muffins

Thousands of housewives have made this delicious dish successfully. Try these tempting muffins for your own family.

- 2 tablespoons shortening
- ¼ cup sugar
- 1 egg (well beaten)
- 1 cup sour milk
- 1 cup Kellogg's ALL-BRAN
- 1 cup flour
- 1 teaspoon baking powder
- ½ teaspoon soda
- ½ teaspoon salt

Cream the shortening and sugar, add egg and sour milk. Add ALL-BRAN and let soak until most of the moisture is taken up. Sift flour with baking powder, soda and salt and add to first mixture, stirring only until flour disappears. Fill greased muffin tins two-thirds full and bake in a moderate oven (400° F.) for 20 to 25 minutes. Yield: 8 large or 12 small muffins.

Keep on the Sunny Side of Life

ACCEPTED AMERICAN MEDICAL ASSN.

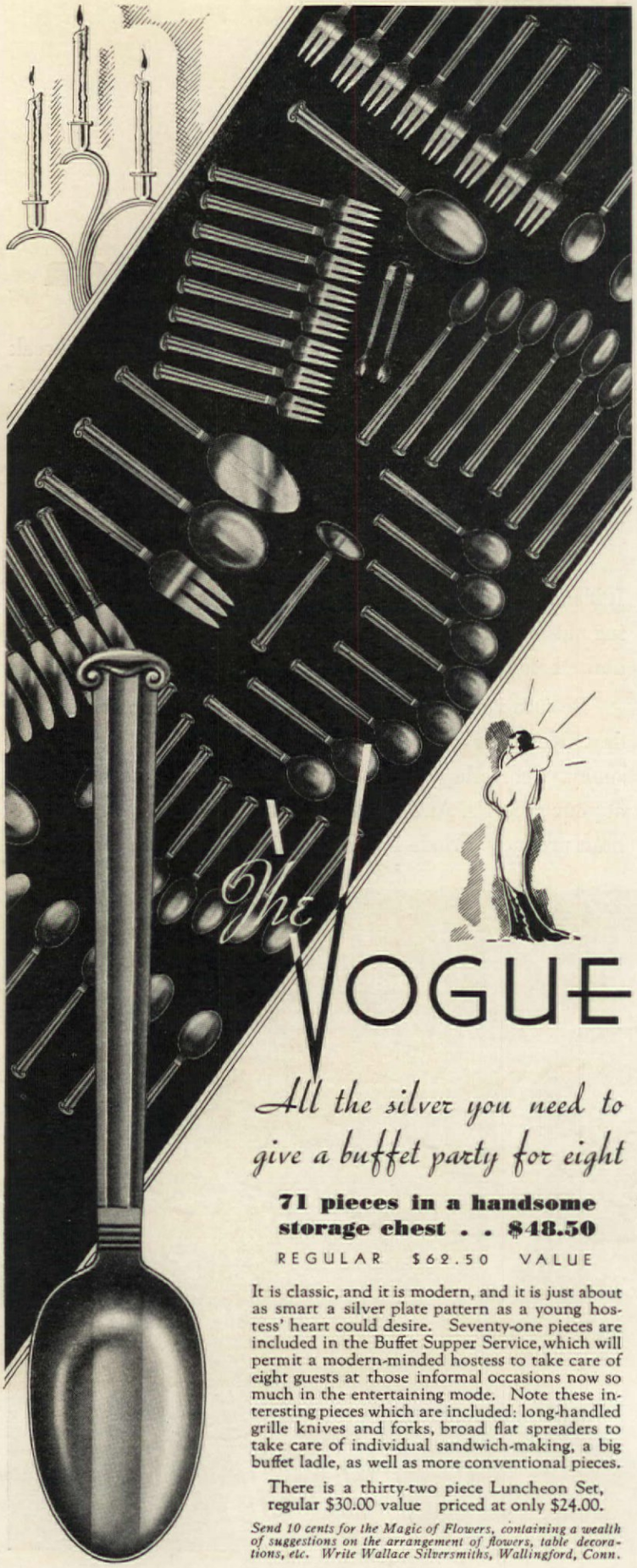

All the silver you need to give a buffet party for eight

71 pieces in a handsome storage chest . . $48.50

REGULAR $62.50 VALUE

It is classic, and it is modern, and it is just about as smart a silver plate pattern as a young hostess' heart could desire. Seventy-one pieces are included in the Buffet Supper Service, which will permit a modern-minded hostess to take care of eight guests at those informal occasions now so much in the entertaining mode. Note these interesting pieces which are included: long-handled grille knives and forks, broad flat spreaders to take care of individual sandwich-making, a big buffet ladle, as well as more conventional pieces.

There is a thirty-two piece Luncheon Set, regular $30.00 value priced at only $24.00.

Send 10 cents for the Magic of Flowers, containing a wealth of suggestions on the arrangement of flowers, table decorations, etc. Write Wallace Silversmiths, Wallingford, Conn.

WALLACE MADE

Luxor Plate

turn out cookies in a variety of cunning designs that would do credit to a caterer. A cake icing tool will finish the job. Using one of these tools you can ice both cookies and cakes in all sorts of fanciful manners. Don't forget that bits of stiff jelly and old-fashioned candies are effective on cake icing.

Do you make your own ice cream? If you do, select an interesting mould and make yourself famous for beautiful ice cream. Let the grand finale of your meal be the minute when you bring in a big platter of ice cream in the shape of a pineapple, a melon, or a mound of flowers!

With just a little money and a whole lot of imagination see what can be done to the old familiars. And don't be surprised if the nicest family in the world—that is, to you—wants to know "and who's our caterer now?"

The kitchen safe enters the parlor

[*Continued from page 343*]

entirely through to the inside!

The nice part about safes is that they are today as much of a bonanza as ever. The apartment house or cottage dweller may well sigh with delight to possess one for the sheer convenience, while the owner of a large home finds one charming to show off collections of old china and glass. The literary minded dote on them for bookshelves and drawer space for pencils, pens, clips, and suchlike. Young mothers like them for toys and baby's wardrobe.

Naturally, an old safe needs some modernizing. First you should ascertain of what kind of wood the piece is made. (There probably will be layers of paint covering it.) Then decide what sort of finish is best suited for your room. Should the safe be walnut there could be nothing nicer than to have it finished in dull walnut. Or if you have crude furniture in your room, have the walnut unfinished and rubbed down with wax. Perhaps you would then like to paint the inside of the top the lovely peacock blue or the dull brick red found inside the old New England cupboards. Both colors make a lovely background for china, glass, or books. In using this treatment you should, of course, either fill the upper doors with glass or else take them off altogether.

Those safes which are not of walnut look best painted. Usually they are done in antique, or "dirty" white, but dull sage-green, amber, or red can be equally attractive with the antique finish. If you do not want to take your find to a cabinetmaker, you can renovate it yourself. Leave the old paint on to give a rougher more antique look, but wash it well and rub it down thoroughly with sandpaper (wire wool helps this process, too) so that the wood will be free from dirt and grease. Before applying the paint wash the surface with gasoline to get rid of the particles left by the sandpaper. You had better use an undercoat and then a semi-luster paint—one coat or more if you need it. Use ivory white for the white. Let it dry. Next smear on with a brush medium brown enameloid over a small surface. Wipe it off immediately with a cloth which is not linty. The secret of antiquing is to rub hard so that the brown goes into the grain of the wood. Take off as much or as little of the brown as suits you. After you have finished a section, take a clean brush and smooth the surface over so that the swirls made by the rubbing don't show.

With the painted finish you can also paint the interior a color to harmonize with your room. You can take off the doors or fill them with glass. And here are some other suggestions, too. Old maps tacked into the door frames and shellacked produce a lovely effect. A fabric suitable to your room and the safe is very nice inserted in the same way—though not shellacked, of course. I know one antique shop which bought three old safes and then designed a whole row of cabinets in the same manner, had all of them antiqued white and the doors covered with toile de Jouey in a monochrome pattern of taupe. They are most attractive and useful adjuncts to the decorating department, where they are used as display shelves for the fabric samples.

A really different touch quite in keeping with the crude line and finish of the safe is wire for the doors. Trellises of brass wire were set into bookcases and cabinets back in the days of Louis the 16th, and in the English Regency period. You can use good quality of fencing wire, finished in a gilt bronze, and, if you prefer a darker finish, ask to have it antiqued. A diamond design with the lines running diagonally will give height to your safe. Put the wire in both the upper and the lower doors and you will find yourself the proud possessor of an unusually clever bookcase.

At a second-hand dealer's the safes can be bought at little expense. A good cabinetmaker or you, yourself, with a brush, can work wonders in restoration, with the result that you can add to your living room, dining room, or study, a piece of furniture which is at once useful, quaint, colorful and charming.



BRING *Natural Beauty* TO YOUR WINDOWS

THERE'S A charming cheeriness about Scranton Net Curtains that brings natural beauty to your windows. Choose yours from a wide selection of fashionable open meshes and rough textures that harmonize with both modern and classic interiors. Exceptionally fine quality and workmanship are combined in Scranton Net Curtains to give lasting service. And the self-adjusting tops make it easy to hang these curtains at your windows without any sewing or hemming. The curtain pictured is Number 87244—2¼ yards long and 34 inches wide, in ecru color. In better stores for about $2.50 a pair.

THE SCRANTON LACE COMPANY, SCRANTON, PA.

SCRANTON NET CURTAINS

HERE ARE TASTY NEW WAYS TO SERVE THEM BOTH

"Livestock prices in 1935 . . . expected to be highest since 1930."
Dept. of Agriculture, Misc. Pub. No. 215.

"Fish is now being sold in a great many stores where it has never been before." Atlantic Coast Fisheries

FISH is now plentiful. Housewives are greeting it with delight as meat gets more expensive. They are cleverly varying their menus with fish and the less expensive meat cuts. The budget is balanced and meals were never better.

This new resourcefulness has led housewives to Pyrex Ovenware. In these good-looking dishes, food can be cooked in delicious gravies.

Saves Effort, Fuel, Time

Pyrex Ware actually cuts down kitchen hours, too. Food cooks an average of 20% sooner and down go fuel costs. One sparkling dish can be used for cooking—serving—then goes into the refrigerator.

Pyrex Brand Ovenware is priced at its lowest now. Sets, 95¢ and up. Casseroles—round, square, oval—40¢ to $1.65. Pie Plates, 40¢ to 65¢. Utility Dishes, 50¢ to $1.00. Custard Cups, 5¢.

Here are a few delicious low-cost dishes you can cook in Pyrex Ovenware. More ideas can be had from "The Pyrex Test Kitchen," Dept. 5604 Corning, N. Y.

(*Reading down*)

Try This for Sunday Dinner. Bone a breast of lamb. Spread with dressing. Roll, tie, season. Bake in Pyrex Utility Dish, with potatoes and onions.

Delicious and So Easy! Brush haddock fillets with beaten egg and crumbs. Place in greased Pyrex Casserole. Season. Cover with milk. Bake *covered.*

The Southwest Suggests Tamale Pie. To chopped meat add tomatoes, chili powder, onion, green pepper. Place layer of corn-meal mush in greased dish, add meat mixture. Cover with mush, bake.

Individual Service. Into Pyrex Custard Cups place bits of codfish, mix with cream sauce, season. Cover with mashed potatoes, bake.

A Tasty Dish! Halibut with oyster stuffing. Rub halibut with salt. Stuff with dressing. Bake covered in Pyrex Casserole.

Savory secrets from diplomatic table

IV. German—*Gretchen Smith*

TELL me what thou eatest, and I will tell thee what thou art," is one of the famous aphorisms of that great old gastronomical philosopher, Brillat-Savarin. If this is true, it is easy to understand the many excellent qualities for which the Germans are famous. For no people in the world can surpass them in the important art of baking and, as bread is the staff of life, the Germans can probably attribute much of their solidarity of character to this important gastronomical item of the nation's life.

Nothing is more delightful than the aromas which exude from the bakeries of the Fatherland, no matter what the province may be. Pumpernickel and rye breads, which are steadily becoming more popular and appreciated in this country, are among the most wholesome and delicious of all the breads and owe their origin entirely to the German people. An interesting legend is still recalled by an old pumpernickel vendor in a Washington market, who born in Germany nearly a century ago, will tell you that pumpernickel is the healthiest bread in the world.

"The recipe for making pum ernickel," she tells you, "was d covered entirely by chance. T story as I was told as a little gi is that once, during a great w the soldiers were unable to any wheat for bread. On t march, the army came to a v field of rye still unharvested. T officer in charge commandee the rye from the farmer w owned it and, the soldiers be very hungry, the grain was h vested immediately and drawn the camp in a cart by an horse named Nickel. The soldi ground the rye on flat stones tween two wells or "pumps" a in memory of the place and old horse who brought them grain, the flour was called 'pum ernickel.'"

While all may not have he how pumpernickel came into ing, most of the world's go mands have enjoyed eating it, well as the numerous sausages the Fatherland, of which no m delicious or varied are to found in the world. One writer German gastronomic history e goes so far as to contend that songs of the Lorelei were inspi more by the perfection of the G man sausages than by the beau of the Rhine and that men w lured to their deaths as much the promise of the delicious s sages, as by the charms and w of the enchantress.

There may be those who t up esthetic noses at the sug tion of Germany's national d sauerkraut, but few who really epicurean can resist palatable delights of the Ger sausages, ranging from the go liver, Truffelwurst of Strassb and the huge Cervelats of Br schweig, to the Salamis of Go and the Blutwurst of Schwab

While many associate the linary knowledge of the Germ with only such wholesome f as pumpernickel, sausages, sauerkraut, it must not be for ten that one of the world's t delicacies, the goose-liver— de foie gras, was contribute the international larders by Germans. Although this de of gourmands bears a Fr name and is supposed to been originated by a Nor cook named Close, it neve less had its birth in Strassb which under German patro gave the perfection of pât foie gras to the world. No p produces a more delicate or lightful pâté de foie gras tha capital of Alsace.

Nationals of other coun famed for their culinary mas have often claimed that the mans have no cuisine tha

Your
YELLOWSTONE
TO A *Climax!*

VISIT the greatest of the National Parks—magic Yellowstone—this summer. And be sure to go the Gardiner-Cody way—the dramatic vacation adventure!

Yellowstone is worth crossing the continent to see, or it may be included inexpensively and conveniently in a transcontinental trip on the

NORTH COAST LIMITED

ALL CARS AIR-CONDITIONED FOR SUMMER TRAVEL

NORTHERN PACIFIC — YELLOWSTONE PARK LINE

Send for free Yellowstone album. Mail the coupon or write to

E. E. NELSON
747 Northern Pacific Ry.
St. Paul, Minn.

I'm interested in train trip to Yellowstone.

Also Western trip to_____

*Name*_____

*Address*_____

ETERNIT TIMBERTEX

To-day's Shingle Triumph



The Charm of Beautiful Cypress Wrought in Asbestos-Cement . . Fire-proof, Rot-proof–Never Requires Paint

A NEW ERA of roofing beauty, safety, durability, and economy awaits you—Eternit Timbertex, a shingle of Ruberoid genius, and long wanted for dependable roofing, re-roofing and modernizing work.

It is rot-proof, fire- and time-defying Colored Asbestos-Cement Shingle with its heavy butt reproduces the lovely texture of weathered cypress, mellowed and mellowed. Its several "wood" colors are soft, rich and lasting. Periodic painting or staining is never required, as the colors are an integral part of each shingle.

Roofing experts the nation over enthusiastically hail Timbertex's amazing value-giving features. Eternit Timbertex as a solution to roofing problems keep. They marvel, too, at its remarkably low cost.

WE ARE COOPERATING BETTER HOUSING PROGRAM

Learn about the Ruberoid Easy-Payment Plan—Low Government Rates—No Down Payment—As long as 3 years to pay.

You must re-roof, or intend to build or modernize, you owe it to yourself to investigate Eternit Timbertex, Tapered ShingleTrim. Mail the coupon now.

The RUBEROID Co.

ROOFING AND BUILDING PRODUCTS

FREE VALUABLE BOOKLETS telling how to get **MODERNIZING MONEY**

The RUBEROID Co. AH-4-35
500 Fifth Avenue, New York, N. Y.
Please send your free booklet describing Eternit Timbertex Shingles. I have checked on the coupon other Ruberoid Products which interest me.

Asbestos-Cement Shingles	☐	Asphalt Shingles and Roofings	☐
Asbestos-Cement Siding	☐	Cement Waterproofing	☐
"Newtile" for bath and kitchen walls	☐	Safe-n-Dry Sheathing Paper	☐

Name_____
Address_____
City_____ State_____

worthy of the name, nor have they produced any gastronomical work which merits any serious attention. Despite this charge, Frederick the Great, recognized as a poet by the world of letters, wrote a most delightful poem in praise of his cook, while one of the earliest writings on the subject of cookery has come to us from the German people, being a book on cheese written during the first days of printing by Martin Schookius.

On the whole, German cookery has become more and more greatly recognized as appetizing and wholesome and throughout the length and breadth of Germany, whether in city or small provincial town, one may dine on national dishes unsurpassed by those of any other land.

While the French are famed for their many delicious methods of cooking chicken, their Teutonic neighbors have covered themselves with glory in preparing the goose. A German roast goose, stuffed with raisins and currants, is never to be forgotten by one who has enjoyed its savor. Hare, partridges, and venison are prepared by German cooks with a perfection born only of a people who have lived within the borders of such a great domain as the Black Forest, home of many species of wild game.

Just as the Germans excel in bread making, so do they bake the most delicious cakes in the world. One of the earliest cookbooks still extant was published in Strassburg in 1516, bearing the title, *Kuchenmeisterei,* or the mastery of cake-making. They are to be commiserated who have never tasted the delicious coffee cakes of Germany, a light cake baked in a twisty tin and served with coffee in the afternoon, as the English serve their tea.

No matter who she may be, whether peasant or princess, no German woman feels it beneath her dignity to supervise her kitchen personally. German women are among the most careful housekeepers in the world and perhaps no other kitchens can boast of the thrift to be found among the housekeepers of the Rhineland. A German housekeeper was once asked what she did when one of her puddings or cakes was accidentally spoiled.

"My puddings and cakes never are spoiled," she replied. "No cook would be permitted to prepare a dish which she does not know how to cook beforehand."

The excellence of German cooking has been brought in all its perfection to the Embassy kitchen in Washington, where German cooks prepare for their master and mistress many of the favorite dishes of the Fatherland. He who has dined at the table of a cer-

[*Please turn to page 391*]

ANOTHER YEAR OF PROOF··

Still the greatest performance record of any electric refrigerator!

The mechanism that defies time! Now in all three types: Monitor Top, Flatop and Liftop





G-E Monitor Top—*Universally recognized as the standard of excellence.*

G-E Flatop—*The aristocrat of modern styling and cabinet design.*

PERFORMANCE is what counts in a refrigerator—it outweighs in value all other features combined. Look *first* to the mechanism—that's what determines how long and how well a refrigerator will serve you.

General Electric Monitor Tops in use in homes for six and seven years have been cut open at the General Electric Research Laboratories and found to be in such first class condition that it is impossible to place a limit on the years of service to be expected from this matchless mechanism. 97% of the hundreds of thousands now in use 5 years are still serving *original* owners without care or attention—the sealed-in-steel mechanisms as good today as the day they were bought.

All modern convenience features will, of course, be found in G-E refrigerators—*and the sealed-in-steel mechanism carries 5 years performance protection for only $1 a year!*

General Electric Co., Specialty Appliance Sales Department, Sec. F-4, Nela Park, Cleveland, Ohio.

NEW 1935 MODELS *include the new low-priced Monitor Top model X-4 and the G-E Liftop*



Prices as low as $77.50 f.o.b.

It Costs Less to Own a G-E!

GENERAL ELECTRIC

ALL-STEEL REFRIGERATORS

IRON FIREMAN cut Mr. Grigsby's fuel costs $117

Mr. D. G. Grigsby of Canton, Ohio, and his model heating plant.

...but increased comfort and convenience was worth more

During the severe winter of 1933-34, Mr. Grigsby's entire fuel cost was only $82.72, though he maintained a temperature of 75° night and day for the entire season. Mr. Grigsby formerly fired his boiler with gas, the fuel cost averaging $200 a season with the thermostat set at 72° and reduced to 60° for eight hours during the night. Then he tried hand firing and reduced his fuel cost to $125, but the unpleasant temperature fluctuations and the frequent attention required made him realize that he must have automatic heating.

So he installed an Iron Fireman automatic coal burner in 1933. His fuel cost went down to $82.72. His room temperature was kept at an even 75° all the time. The fuel cost saving over his former automatic heat was $117 a year.

12 room residence of D. G. Grigsby Canton, Ohio

"The Iron Fireman, in my opinion," says Mr. Grigsby, "is one of the finest investments the average home owner can make."

Learn what Iron Fireman can do for you

Why don't you take a tip from Mr. Grigsby's experience and investigate Iron Fireman heating for your home? The nearest authorized Iron Fireman dealer will gladly make a firing survey and give you the facts. Models for anthracite or bituminous coal. Quickly installed in your present heating plant. Purchase can be made on an easy Iron Fireman or NHA payment plan. Iron Fireman Manufacturing Company, Portland, Oregon; Cleveland, Ohio; Toronto, Canada. Dealers everywhere.

IRON FIREMAN

AUTOMATIC *Self Regulating* COAL FIRING

IRON FIREMAN MANUFACTURING CO.
3104 W. 106th Street, Cleveland, Ohio.

Type of plant:

☐ Send literature ☐ Commercial ☐ Power ☐ Residential
☐ Please make firing survey

Name.....

Address.....

Choosing a home site

Demands careful consideration

Sinclair Williams

IMAGINE yourself starting out to build a home in which to spend the rest of your days. What would determine your choice of location? What would you require? How would you describe the house lot you want? If these questions were asked of every prospective home builder, ninety-nine per cent of them would reply, "Our first consideration must be the price; our second calls for proximity to stores, schools, church, and trains; while the third is that we must be near our friends." Beyond that, a majority would be unable to mention specific requirements.

It is quite natural that our first thought should be the cost, and that, for two reasons, namely: that we have a limited amount of money to spend, and we also understand that it is customary to keep the cost of one's lot in certain proportion to the total cost of the completed property although it has never been quite clear in our minds just what the proper proportion should be. One can heartily subscribe to the importance of each point, and right here we might well discuss the relation between the cost of one's land and that of the house. Banks and trustees who lend money on residential mortgages always estimate that the cost of a house lo should be approximately one fift of the combined cost of hous and land. Thus, if the total cos of a completed home is $10,00 the house value should be $8,00 and that of the land $2,000. If larger percentage of one's invest ment is in the land, it is safe t assume that the house will no compare favorably in qualit with the houses about it, becaus the value of land in the neighbor hood warrants a better hous than we plan to erect. Inversely if the land is cheap, and th house on it is to cost more tha four fifths of the total outlay, w can rest assured that there will b provided too fine a house for th neighborhood in which it is to b located. Nothing is more unfo tunate than to find that one h built a home that he can neith sell nor mortgage to advantag if occasion should require. Neith is it ever pleasant to feel that o is living in a neighborhood th is too aristocratic, or quite t reverse. One should attempt locate his family where they w best fit into the scheme of societ

I cannot sympathize with t idea that one must live with close range of the business cen of town, nor even surrounded one's intimate friends, because these days, practically everyo either owns, or has the use of, automobile. Therefore, little cuse exists for settling down the midst of things when so mu is to be gained by locating some attractive outlying sect of a community.

Having agreed that the pric the first consideration, we ou next to insist upon finding right kind of soil before buy any house lot. Nothing but coa gravel for a subsoil should sati us, and there must also be an portunity to provide pro drainage. No land that sugg the possibility of a damp ce is worth buying at any pric have seen many houses built u what appeared to be ideal l where trouble later arose beca of wet cellars or sinking four tions. Two such cases come re ily to mind. The first was far from Boston, Massachus where I inspected an expen three-year-old home. The ov had closed the house for a wi while he traveled in Eur When he returned to open



FIREPLACE

will *Circulate Heat!*

THE Heatilator Fireplace *circulates heat* evenly to every corner of the room and to adjoining rooms. It provides pleasant warmth on cool spring and fall days—reduces furnace firing by weeks. It is the only heat required in mild climates and for summer homes and camps.

Does not Smoke. The Heatilator is a scientifically designed metal form around which masonry is easily built. Saves labor and materials. Burns any fuel. Stocked in principal cities for quick delivery. Write for details. State if building new fireplace or rebuilding old, in home or camp.

Heatilator Company
824 E. Brighton Ave.
Syracuse, N.Y.

Heatilator Fireplace

MYERS Pumps
for Every Purpose

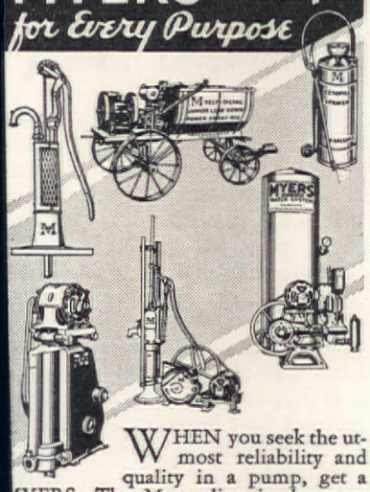

WHEN you seek the utmost reliability and quality in a pump, get a MYERS. The Myers line is the most complete in the world. Hand Pumps for well or cistern use; Power Pumps for deep or shallow wells; Pump Jacks for use with windmills, engines or motors; complete Water Systems operated by hand, windmill, gasoline engine or electricity; Spray Pumps of every kind from the smallest hand outfits to the biggest power rigs — Myers makes them all and makes them right. Let us know which you are interested in and we will send you free catalog.

THE F. E. MYERS & BRO. CO.
97 Orange Street Ashland, Ohio
"Pump Builders Since 1870"
[G P-e]

Catalog FREE!

SCREENS

? ? ?

WRITE FOR
CHAMBERLIN'S NEW SCREEN BOOKLET

Flies, mosquitoes, bugs, are coming. Are you protected?

The new CHAMBERLIN screen booklet tells the way to screen windows and doors effectively and economically. Screens of steel, bronze or aluminum in many attractive designs. There are also CHAMBERLIN rolling screens that operate like window shades. Let CHAMBERLIN screen your porch or terrace—make it a summer living-room.

THE CHAMBERLIN METAL WEATHER STRIP COMPANY
1254 LaBrosse, Detroit, Michigan
Please send me free your new 1935 Screen book.
Name.....
Address.....
City.....

house the following spring, he discovered that the accumulated dampness, acting in conjunction with a narrow strata of quicksand running diagonally beneath his house, had permitted the heater in the basement to tip fifteen degrees, thus disconnecting all of his heating pipes. Quite a sum of money was expended in bridging the pocket of quicksand and renovating the heating system. Even today, the owner of that property is never quite certain whether or not his house will also begin to topple. The second case is that of a house built on land that had once been a bog, but much filling had transformed it into what appeared to be a very satisfactory site for a home. Knowing nothing about its past history, my client bought the land and proceeded to erect a large residence. Within two years from its completion, he had to jack up the building and move it to a new location. Had he not done so, it would shortly have become unsafe for occupancy, so badly had it settled. I believe the best kind of land to build upon consists of a hardpan bottom covered with coarse gravel (never sand, because it shifts). Little heed need be given to top soil because more or less loam always has to be brought from outside if one desires a satisfactory lawn and garden.

Consider the Land Slope

The next thing to be sought is a proper exposure, and by that I mean, in which direction the land slopes. It is never wise to locate on the north side of a hill because one is thus deprived of the cooling southwest breezes that prevail in summer and, likewise, he loses the full quota of direct sunlight in the wintertime. Sunlight, being the greatest preventive against sickness, should be obtained in abundance. Also, if one keeps his home open during the winter, he is certain to find that snows are deeper, last longer and cause more labor and discomfort when one lives on the northerly slope of a hill. It also costs considerably more to heat a house that does not have protection from the north winds of winter. While I would not say that a house lot should be perfectly level, still we should insist that only southerly or westerly slopes would be given consideration wherever hillsides are offered to us.

Now comes one of the most important requirements of all, and that is trees. When driving through the country, how many beautiful houses we see where the direct rays of a summer sun beat upon them with fierce intensity. No amount of insulating can

Did your Furnace melt the snow on your roof this Winter?

WARNING—if snow melted on your roof this winter, sweltering heat will seep into your house this summer.

Make your home up to 15° cooler this summer—save up to 35% on fuel this winter. FREE Johns-Manville book tells how!
(Fill in the coupon below)

Rock Wool, blown into attic spaces, keeps heat from leaking out in winter . . . shuts out *unwanted* heat in summer!

YOUR attic is separated from rooms beneath only by the thinnest layer of plaster and board. That is why heat leaks out of your house so rapidly, is wasted, in winter. And, in summer, heat pours in—*stays* in.

J-M Rock Wool Home Insulation, blown between attic-floor beams and into hollow wall spaces, saves up to 35% on winter fuel bills—makes homes up to 15° cooler in summer. And you can finance the work at *the lowest terms in the history of home-improvement financing*, through the Johns-Manville "$1,000,000-to-Lend" Plan — under the terms of the National Housing Act.

Send for the FREE Book on J-M Home Insulation *today*.

JOHNS-MANVILLE
ROCK WOOL
HOME INSULATION JM

HARD TO HEAT in winter—that means you'll have high fuel bills! Heat is probably leaking out through your roof and walls.

STIFLING in summer—rooms are always sweltering, uncomfortable in hot weather, if they are cold and drafty in winter.

JOHNS-MANVILLE, Dept. AH-4, 22 East 40th Street, New York. Send me FREE illustrated book, telling whole amazing story of Rock Wool Home Insulation and how it will save me up to 35% on fuel, make my home up to 15° cooler in summer.

Name.....
Address.....
City..... State.....

The lady above has her prayer answered

YES, there *is* an answer to the housewife's prayer for protection against moth damage. And *this* time it's a real discovery, absolutely different from all the old methods. The name of this invention is *Larvex*, and the way it works is novel and interesting.

If you have been trying to *hide* your clothes away from the mothworms in boxes or bags, you will be surprised to find that Larvex faces the danger *out in the open*, so you can let your clothes hang anywhere, ready to use without wrinkles.

On the other hand, if you have been trying to "smoke the moths out" with fumes or bad smells, you will be glad to find that *Larvex* is absolutely odorless, which is good news if you suddenly decide to wear a coat that has been put away.

The secret is that Larvex does not act on the mothworm directly. It works on the *wool!* It penetrates to the heart of the wool and then mothworms *can't eat*. So you see, you need not hunt the *mothworm* at all. No danger of missing one or two! No danger from moth eggs! One treatment by Larvex and the cloth is *mothproofed*.

Larvex is thorough and final. It will save you hundreds of dollars in moth damage and it is economical to buy. Think of it: Larvex lasts a whole year!

Ask for Larvex at drug and department stores. Odorless; non-injurious. It's a scientific triumph, in a class by itself. The Larvex Corporation, Chrysler Building, New York, N. Y. (In Canada: The Larvex Corporation, Ltd., Sainte Therese, P. Q.)

LARVEX
PREVENTS MOTH DAMAGE

make such houses comfortable in July or August weather. Preference should be given to a tract of land that has plenty of fine, tall trees upon it. Such trees, if purchased and moved onto the lot, would cost from two hundred dollars upward, according to size and shape. Our first move after buying a woodland should be to select the finest specimens of trees upon the place, and remove the remainder. Then our house ought to be placed where we would be sure of obtaining partial shade on the south and west sides during the summer months. A majority of home builders erect their houses and later buy nursery-grown trees which are seldom more than ten or twelve feet in height. Many years must pass before these trees afford satisfactory shade. Therefore, I would advocate starting out with trees, instead of spending the better part of one's life raising them for succeeding generations. It should be remembered that fine specimens of trees add much to the sale value of any property, and even though we are discussing one's home, it is always a wise owner who keeps in mind the possible need for selling should occasion require.

Now comes a point where I may not agree with the majority of prospective home builders, but I am very certain that I should never be happy in a home where I could not obtain a broad outlook. For that reason, I believe that our choice of location should be at the edge of a plateau where the adjoining land falls away to a lower level on one or two sides, preferably to the south or west. I have in mind just such a place in the town of my boyhood. The particular plot of ground to which I refer was located on a gravelly plateau and the land immediately to the westward sloped suddenly to a lower level that was approximately thirty feet below. The lower land was, for many years, a beautiful pasture where cattle grazed during the greater part of each year. Later, it became part of a splendid golf course that belonged to the local country club. At the far edge of this meadow was a winding river, while in the distance a hill range outlined the western horizon. Even though the cattle are no longer there, the river, the hills, and glorious sunsets will remain forever, treasures that can never be taken away.

Noise or Heavy Traffic An Important Factor

Now comes our final requirement. Never should we be induced to build a home where we are liable to be conscious of the sound of heavy traffic. Time was when men lived in the hope of being able to erect their mansions upon the main street of their respective villages. In those days, such a procedure was considered to be a sign of prosperity, and many there were who slaved and saved that they and their families might join those whose wealth enabled them to advertise their success in that manner. Today, all has been changed by the advent of the automobile. Those who can afford to locate their homes wherever they please, are seeking the byways, thus leaving the highways to those who lack appreciation for a home in which peace and quiet prevail.

It will be seen from these suggestions that haste cannot safely be employed in helping one choose his home site. It takes time and patience to find what one can afford and still be satisfied after he has made his purchase. It becomes necessary for one to peer into the future and endeavor to picture his home years hence. A careful study of the trend of real estate development in a community will go far towards aiding one to select his property without fear of having made a mistake. Also, it should be borne in mind that the less a man has to spend, the more careful he should be in determining where he shall establish his home.

When a sweeper runs hard, it is hard on rugs, too. So keep yours easy-running with 3-in-One. All dealers; handy cans and bottles.

Blended from 3 oils for better protection

CLEANS - LUBRICATES PREVENTS RUST

Trial bottle FREE

WOMEN ENTHUSIASTIC OVER NE 3-IN-ONE FURNITURE POLIS

Beautify furniture and woo work with this creamy ne polish. Removes dirt and fil rubs to a quick lustre and dr hard finish. At your dealer"

Three In One Oil Company, Dept. 1-A
170 Varick St., New York, N. Y.

I'll try your new furniture polish

Name_____

Street_____

City_____ State_____

The BENNETT Fireplace Unit *assures* smokeless operation and 3 to 6 times more heat. The *only* fireplace that *draws* fresh air, from outdoors, *heats* it, and *distributes* it healthfully throughout the house. Ends annoying drafts, cold floors, chilly corners—common to all other fireplaces. Saves running the furnace in moderate weather . . . spring and fall. Fuel savings alone pay for it. Adaptable to any architectural style. Special models for installation in existing fireplaces. 3-point guarantee of satisfaction. Owners, without exception, enthusiastic. Ask your building supply dealer. Avoid buying an expensive disappointment! Before you commit yourself on a fireplace, SEND for brochure that explains fireplace operation and Bennett Units. Bennett Fireplace Corporation, Dept. B26 Norwich, N.Y.

FIREPLACE SPECIALISTS

BENNETT FIREPLACE

TRADE MARK

HEATED FRESH AIR CIRCULATION

"Climb, Little Mercury—Balsam-Wool will keep US COOL!"

It's easy—and surprisingly inexpensive—to protect your home and family from sweltering heat. Insure 10 to 15 degrees lower inside temperature by having BALSAM-WOOL tucked into your attic NOW. Any carpenter can do the work in a few hours.

Don't forget, either, that BALSAM-WOOL will cut your fuel bills substantially next winter — and every winter thereafter. This efficient, practical insulation is waterproof, windproof, verminproof and fire-resistant. Your lumber dealer sells it; we guarantee results. Mail the coupon for full information!

WOOD CONVERSION CO., Room 114
First National Bank Bldg., St. Paul, Minn.
I want to know more about BALSAM-WOOL insulation. Please send me the complete facts.

Name_____

Address_____

City_____ State_____

BALSAM-WOOL

Why not build a sensible size?

[*Continued from page 341*]

house space and convenience transferred to the country.

I was told by this developer that the people buying these small houses generally had better taste than those to whom he used to sell far more expensive homes. Since carrying charges are so low, more money is available for good furniture, to keep up the grounds, do painting and decoration. After all, if our income is to be divided up sensibly, we must put less into the shell of a house in order to provide for the essential conveniences, an automobile, entertainment, golf and country clubs, etc. Rebudgeting is in order.

Replanning the Budget

This rebudgeting has for some time been evident in the tendency of city people to buy summer places. In these summer homes, we have learned to rough it a bit, to have a house small enough to make housekeeping easy. The very small house has proved its practicability and we can expect smaller rather than larger houses as a general tendency.

Another developer operating from New York City is building even smaller houses than the one first mentioned—three-room houses, tiny, well-designed affairs that sell quickly and open up an entirely new market among those who want a house but want it small. Single women are taking to them instead of to the city apartment, elderly people whose children have married and who want a house that is not a burden to care for, childless couples who have no need of a big house where unwanted relatives drop in uninvited for seemingly endless stays or "calls."

A New Type of Architecture Developed

Tendencies such as this mean a new type of architecture, nothing startlingly new but rather an adaptation and improvement of what we already have, particularly in the way of better plans and houses with wide fronts and shallow depth. The narrow front house required by a forty- or fifty-foot lot is hard to handle architecturally; it generally looks stilted, and important windows look right into a neighbor's main rooms. We shall lean more towards the bungalow or story-and-a-half type of house, more towards the apartment style of planning, and less towards a



A NEW HOUSE is even more exciting than a new dress. Now you can bring new glamour to each room in your present home with Pittsburgh Paint Products. They end the prolonged mess of old-fashioned paint jobs. And costs are much lower.

Soft petal-tinted walls bring out the best in your furniture. Wallhide permits you to hang pictures and arrange the room the same day the painting starts. Wallhide goes farther, covers better and stays lovely for years longer.

Use Florhide Enamel, quick drying, for painted floors; and use Waterspar Quick-Drying Varnishes for woodwork and floors. Renew painted woodwork and furniture with Waterspar Quick-Drying, One-Coat Enamel.

Your local bank will tell you how to arrange for a home-renovating loan. Phone Western Union for the name of your nearest Pittsburgh Paint dealer, or look under "Paints" in your classified telephone directory.

WALLHIDE: *The Vitolized Oil paint for walls and ceilings. Wallhide gives your room back in 9 hours; gives a better job at no more cost. The Vitolized Oil used only in Wallhide gives controlled penetration of oil, keeps the paint film alive. 15 soft petal shades, 12 semi-gloss colors*

FLORHIDE ENAMEL: *For both interior and exterior floors. Long wearing, quick drying, 10 modern colors.*

WATERSPAR ENAMEL: *New magic one-coat, quick-drying enamel for furniture and woodwork. One coat covers old surfaces solidly. Dries to beautiful china-like gloss. Has pleasant odor during application and when drying. 18 colors to harmonize with Wallhide.*

WATERSPAR VARNISHES: *Clear and colors. For woodwork and floors. Varnishes and stains at same time. Dries in 4 hours.*

Patton's SUN-PROOF PAINT: *For exterior work. Made to withstand extremes of climate. Covers 25% more surface per gallon, lasts 1 to 3 years longer than poor paints. 24 Sun-Proof colors.*

PITTSBURGH
PLATE GLASS COMPANY
Paint and Varnish Division
MILWAUKEE, WISCONSIN

One-day painting
WITH PITTSBURGH PAINT PRODUCTS

Sheetrock

THE FIREPROOF WALLBOARD

for

this added room

(12' X 14')

costs but $23.25

THE cost of Sheetrock for an extra room is surprisingly small. This room added by remodeling an old porch required but $23.25 worth of Sheetrock to cover the ceiling and all walls. And in spite of this small cost the job is lasting. It will last as long as the house because Sheetrock itself is permanent.

Sheetrock is fireproof, does not warp or buckle, stays in place where it is nailed, has its own joint system of metal reinforcing and cement that permits the finished job to take any kind of decoration.

Your dealer in lumber can supply Sheetrock in the lengths needed for your home. Identify the genuine product by the name Sheetrock on the edge of each sheet. It is your assurance of Sheetrock quality. Manufactured in 15 modern factories by the United States Gypsum Company.

USG

Send coupon for this valuable book on home remodeling.

UNITED STATES GYPSUM COMPANY
Dept. D—
302 West Adams St., Chicago
Send me your free book on remodeling with Sheetrock.

Name .....

Street .....

City ..... *State* .....

miniature of a pretentious or grandiose mansion.

These smaller houses are encouraging manufacturers to develop equipment that will cut costs, as any analysis of the residential market today shows that volume is only to be found in houses costing under $10,000. For instance, a friend of mine building a very small house out in the country had in the budget a coal stove to provide all-year-round hot water, cost $20, plus an incinerator at $55. He learned of a new combination stove and incinerator at $25. Result, $50 saved in equipment, less basement space required, no extra chimney flue needed. The total saving came to around $100—quite an item on a $4,000 house. He and his architect working together were able to shave nearly $1,800 off the original budget and yet the house is just as convenient and maybe more livable than as first planned.

For instance, a slight concession in bathroom space made possible a new grouping of the two bedrooms that resulted in cutting two feet off the length of the house—several hundred dollars saved. Eliminating a dormer window cut another $75. Using a flag terrace laid right on the ground, with grass growing between the joints, instead of a cement slab on a cinder fill accounted for another $100. Using a colorful awning for the terrace instead of making it part of an open porch saved some more—and made the living room lighter in wintertime. Pictorial waterproof wallpaper and a linoleum floor in the bathroom, instead of tile, effected another saving. So it went, a few dollars here and there brought the house well within the budget.

WEIGH THE "EXTRAS" AS TO THEIR VALUE

Keeping construction costs down is a matter of many small savings. It is so easy to say, "This only costs $50," or "That only adds $100." In the total, these small extras add little to the value of the house but much to its cost. Building a small house is a matter of eternal compromise—which is why even the most skilled architect must often rack his brains to get not just a solution to the problem, but the most economical and effective solution.

The houses and plans that illustrate this article show a number of solutions to the very small house problem. They are, in the main, well planted and well furnished. They meet all the everyday needs of the average family and we may expect more and more people to better their living conditions by building such completely practical, convenient, and beautiful houses as these.

THE SIDE WALLS OF YOUR HOME

Does your home present a shabby appearance? Are you ashamed to have your friends see it?

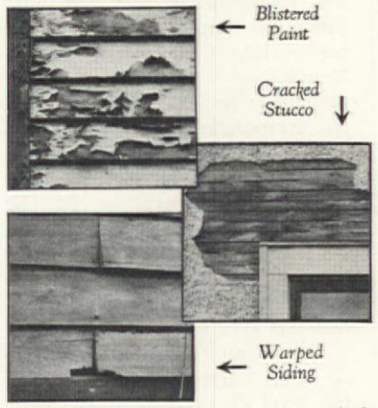

If the sidewalls of your home begin to look like the pictures above you're taking chances with serious damage to your property.

Eventually this neglect will mean costly repairs. Even then you are not assured against the same trouble again.

Eliminate this trouble forever by covering your sidewalls with WEATHERBEST Stained Shingles, costing little, if any, more than a good paint job.

WEATHERBEST Stained Shingles can modernize the entire appearance of your house. They make it cheaper to heat in winter and easier to keep cool in summer.

WEATHERBEST Stained Shingles are easily put on right over present side walls and greatly reduce painting bills

WEATHERBEST Stained Shingles are the result of over a quarter century of research and experience by the founder of the Stained Shingle Industry. They are made to a standard of excellence that insures beauty and long wear

Let WEATHERBEST Help You Modernize at Lowest Cost

You don't have to guess with WEATHERBEST. Our new text book on Home Modernization shows you just how WEATHERBEST changes old homes into new—gives interesting before-and-after pictures and demonstrates the WEATHERBEST Idea with actual architects' sketches. SEND FOR THIS FREE BOOK and learn how hundreds of home owners have, for surprisingly little cost, made old homes attractive and up-to-date.

WEATHERBEST CORPORATION
1 Island Street, North Tonawanda, N. Y.
GENTLEMEN, Please send me Modern Miracles, your NEW FREE TEXT BOOK on Home Modernization.

NAME .....

ADDRESS .....

Insulate your bed

J. Robert Burke, M. D.

BEDS—Hollywood directors an some interior decorators not withstanding—were originally de signed to sleep upon. If you ar fortunate enough to spend th winter in Miami, Bermuda, c Juan les Pins you certainly ar envied by the millions, living i the cold areas of these Unite States, who are awakened in th middle of a winter night to fin themselves aching in all par because they've subconscious tried to bring their knees u around their neck in an effort keep warm. There are ways, i volving very little expense ar effort, of avoiding that curs provoking situation.

Restful sleep is essential to lif so when your bed in any w prevents this your whole system upset and the ensuing lower resistance may lead to serio consequences. The first hu dwellers who elevated their slee ing stages were no fools. Th didn't do this to impress up their neighbors the fact that th were getting on in the world they were simply getting aw from the cold air near the flo Royalty went further with t idea and had permanent ste built up to their high beds. T Eastern Khans, when dini Marco Polo, sat on a daïs placed that their feet rested at level of a few inches above t heads of their guests. This po tion certainly proclaimed superiority of the host besi assuring him bodily comfort the spacious drafty banquet-ha

In certain countries today sleeping quarters for the lord a his mistress are found in innermost wall of the dwelli About three feet from the fl a cupboard-like arrangeme with doors having a few sm holes near the top and wh close tightly, is built into the w The infant of the household sle in a crib hung over the feet the parents. These compartme were not devised for esthetic space saving reasons. The build knew the occupants would warmer inside them; and they doubt slept more soundly—be partially anesthetized by th own rebreathed air. The succes this system is due to the fact t no cold air circulates beneath sleeper's mattress.

Not many years from n when you retire for the ni you'll completely disrobe then debate with yourself as which colored sleeping garm will synchronize with your p ticular mood to make your s more pleasant. If you can't q decide, or are too tired to c you'll just flop on the bed any covering—and you'll s



EXCLUSIVELY IN

CROSLEY

ELECTRIC

REFRIGERATORS

NITTING YARN

FOR OVER 25 YEARS

OUCLÉ, SHETLAND, GERMANTOWN, SAXONY, SCOTCH TWEED, etc.

for dresses, suits, coats, sweaters, etc.

west prices. Over 400 FREE SAMPLES

CLIVEDEN YARN CO.

2 N. 5th St. Philadelphia, Pa.

For Future Delivery

FOOD, shelter, clothing — you provide these necessaries of life as a matter of course.

Whatever your plans for your family's future, they must have these essentials always. Life insurance is food, shelter, and clothing for future delivery. Have you sufficient for your own needs and those of your family?

John Hancock MUTUAL LIFE INSURANCE COMPANY OF BOSTON, MASSACHUSETTS

JOHN HANCOCK INQUIRY BUREAU
197 Clarendon Street, Boston, Mass.

Please send me your booklet, "Answering an Important Question."

Name .....

Street and No. .....

City ..... *State* .....

H.4-35

comfortably. Absurd? Impossible! Not at all! At that time all rooms will be properly air-conditioned so that you'll just set a button which will give you the right amount of fresh, properly moistened, correctly tempered, moving air that you find best suited for your particular needs. Your windows will be closed and sudden changes in outside temperature will not bother you.

But what to do about this coming winter? Even though most of us can't afford to have our homes properly air-conditioned now, we can help ourselves to a great extent and at a small cost.

If you have kept up with present styles your bed may be very low. If so, you are certainly more prone to uncomfortable winter nights than if you use the higher four-posted types. The craze for plenty of fresh air, irrespective of its temperature, has prevented many people from deriving the full benefits of the time spent in bed. The temperature in the average room varies greatly depending upon the distance from the floor to the ceiling. When a thermometer resting on the floor registers 65° F., the temperature at the ceiling is about 83°. If your sleeping temperature (the air at the level of your nose) is as it should be—about 60°—this means that the temperature beneath your bed is 53°.

Now it is readily seen that a properly made bed should furnish more protection against cold below your body than above it. Of course the mattress helps and box springs help a bit more than unboxed ones. If the region below the mattress is properly taken care of fewer blankets will be needed on top. You've probably often noticed that even though the upper part of your body is warm your back is quite cold. Blankets placed under the mattress will greatly help this condition but there are two other ways of preventing the moving cold floor-air from reaching the mattress. One is to build solid insulating material all around the bed from the level of the mattress to the floor—in fact some of the modernistic beds already have this feature. On an old bed flexible insulating material may be draped in the same area, and left long enough to make good contact with the floor. This will form a dead space of unmoving air. The simplest and best method, however, is to obtain strips of flexible insulating material which consists of various porous materials incorporated between heavy sheets of nonconducting material—all of which is fire and moth-proof.

Measure the length, width, and height of your box or open spring. To the length measure add double the height measure—that

[*Please turn to page 392*]

How Long Since You Last Opened This Door?

YOUR Dentist's doorway leads to more than just repair of the teeth. It leads to prevention of many bodily ills. How often do you visit his office?

Your health and happiness in large measure depend upon work that only a Dentist can do. Eminent medical authorities assert that more than 85% of bodily ills have their inception in the mouth. Many of these diseases can be prevented by having a Dental Prophylactic Treatment every three months.

Between visits to your Dentist the regular use of a good tooth paste is advisable. It cleans the *accessible* surfaces. It *helps* combat tartar. It *partially* controls decay germs. It makes the teeth brighter and more beautiful.

But don't expect too much of your dentifrice. No dentifrice can prevent tooth and mouth disorders without the frequent aid of your Dentist. With X-ray and efficient instruments he inspects your mouth, detecting and correcting disease and decay before they cause serious, painful trouble. He *thoroughly* cleans the teeth—the hidden crevices which your tooth brush *cannot* reach between the teeth, beneath the gum margins. Regular visits to your Dentist (at least every three months) for cleaning and inspection add to personal charm. They are painless—they save expense in the long run. They are called Dental Prophylaxis.

We earnestly urge you to adopt the health-wise habit of periodic Dental Prophylaxis. Then aid your Dentist by using a safe, effective dentifrice which he recommends.

The American Dental Association, through its committee of scientific analysts called the Council on Dental Therapeutics, makes careful laboratory tests of the many preparations offered its members for use at home and at the chair. Only to those that pass these tests for safety and honesty of advertising do they award the "Seal of Acceptance."

The safest way to select your dentifrice is to look for the A.D.A. Seal of Acceptance on the package—*proof* that the most enlightened professional opinion has passed upon it.

You will find this seal of confidence on every tube of Iodent Tooth Paste—Iodent Number 1 for teeth easy to Bryten and Number 2 for teeth hard to Bryten.

It is logical that Iodent is chosen by many of these health-wise folks, because it is absolutely safe, unusually effective, and delightfully flavored. Iodent is made by a registered Dentist.

ACCEPTED AMERICAN DENTAL ASSOCIATION

IODENT

Slip Covers
THAT DEFY SHRINKAGE!

● To have and hold those well fitting lines in Slip Covers, Curtains and Bedspreads, insist on fabrics and trimmings that are completely and permanently shrunk . . . Sanforized-shrunk.

You'll find Sanforized-shrunk cottons and linens in a wide choice of new patterns, new colors and a great variety of qualities to suit *your* house, *your* taste and *your* budget. Just a few are illustrated.

Ask in the Drapery Department of your favorite store or shop for fabrics, bindings and weltings that are Sanforized-shrunk.

- Lastfit Trimmings . . . . . Consolidated Trimming Corp.
- Selkirk—Welton (Cotton Damask) . . . . . Marshall Field & Co.
- Selkirk—Hampden (Cotton Damask) . . . . . Marshall Field & Co.
- Fleetwood—Buckingham . . . . . Pacific Mills
- Fleetwood—Ombrevine . . . . . Pacific Mills
- Fleetwood—Marbury . . . . . Pacific Mills
- Fleetwood—All-American . . . . . Pacific Mills
- Queen Victoria . . . . . Pepperell Manufacturing Co.
- Flaxguild Linen . . . . . Robert McBratney & Co.

Sanforized-Shrunk

40 WORTH STREET NEW YORK CITY

Decide NOW what your home will be like

The title of one of the most constructive booklets ever offered those who plan to build a new home.

YOU may be one of the thousands of people who are planning to take advantage of the new, easy method of financing a new home.

The Government says: "Build now — you can have twenty years in which to pay."

Take advantage of this opportunity and build the home you have wanted for so long. But heed this warning:

You must decide now what your home will be like when you make your last payment — in 20 years. Will it be an attractive, permanent, livable home or will it be in pieces? Your selection of materials NOW will determine the answer.

This 32 page booklet offered by Stanley includes a fund of simple, constructive suggestions which if followed will save you the annoyance and increasing cost of upkeep which go with a poorly constructed home.

Nothing like it has ever been published before. We urge you to send for a copy for reference in planning, building or modernizing.

THE STANLEY WORKS
New Britain, Conn.

DOOR HARDWARE (STANLEY SW) GARAGE HARDWARE

YOUR HOUSE IS AS GOOD AS ITS HARDWARE

The Stanley Works AH-4
New Britain, Conn.
Send me a copy of your instructive booklet.
Name
Street
City State

OF INTEREST TO YOU?



A portable shower with connec tion adjustable to any shape faucet and a suction cup whic will adhere to any smooth sur face, directing the water wher ever it may be needed, ha innumerable uses. From th Stanley-Oliver Mfg. Compan

To insure even the juiciest of berry pies against oozing out into the oven we suggest the KVP pie tape of paper—to be wrapped around the edge of the pie and tin. May be taken off easily when pie is done



The paper dust clo is soft, smooth, a infinitely more plea ant than the c germ-laden du cloth. Discard after use. Fr Kalamazoo Veg table Parchment

From the Gra-Fran Mfg. comes this ingenious laun device—a basket carrier a clothes-pin bag. A stretch too may be obtained for line. This device elimina stooping and many st

An ardent reader of *The American Home*, Mrs. Leslie Thompson, Jr., of Tulsa, Oklahoma, has given special attention to details in her entrance hall, and this has done much toward giving it an informal charm. One of her ideas was to use an old nail keg as an umbrella holder, and especially pleasing is the window with glass shelves for her favorite knick-knacks

Lundstrom
IT GROWS WITH YOUR LIBRARY
SECTIONAL BOOKCASE
Endorsed by Over 200,000 Users

$3.75 per Section with Glass Door
SOLD ON APPROVAL

USED in some of the finest homes and offices throughout the country. Furnished in different designs, materials and finishes, giving almost any desired effect. Sold direct from factory only, which assures you a permanent source of supply for additional sections in the future; also saves you the middleman's profit.

Price complete as illustrated with three book sections, only $16.25.

Write for your Free Copy of Our Illustrated Catalog No. Y-45. It will interest you.

The C. J. LUNDSTROM MFG. CO., Little Falls, N. Y.
Manufacturers of Sectional Bookcases since 1899
New York Showroom, 130 West 42nd St. (Tel. Wis. 7-8663)

Fits any Space. "Always complete yet never finished."

THE IDEAL BOOKCASE FOR THE MODERN LIBRARY

EASY TO STOP LEAKS, SEAL CRACKS WITH PLASTIC WOOD



w if you have **holes in wood...broken** ir...**loose caster...crack or nick in wood-**k, **floor, plaster or tile...loose drawer** ...do a quick, expert job of repair- with this newly discovered wood PLASTIC WOOD that handles just e soft putty and quickly hardens o wood—wood you can carve, paint l drive nails and screws into. Re- ts will surprise you. Paint, hard- re stores sell PLASTIC WOOD 25c a tube, 35c a can. Try it.



THE STEVENS CHICAGO
WORLD'S LARGEST HOTEL
OUTSIDE ROOMS
3000 BATHS 3.00 UP

Savory secrets

[*Continued from page 383*]

tain member of the German Embassy staff will perhaps wonder why the cook who prepared the baked sole with green asparagus, was not sent as a delegate to the world's conferences on international peace, for it is certain that one taste of such a gastronomic chef d'œuvre would forever disarm the most belligerent of international disputants.

Baked Sole with Green Asparagus

2 medium-size flounders
½ bottle white wine
3 onions
White sauce
1 small can of mushrooms
Small bunch of asparagus

Skin and bone the flounders and cut into eight filets. Place on a plate, sprinkle with salt and pepper, put some slices of onion on the fish and soak about two hours in white wine. Peel asparagus, cut in one-inch pieces and boil them. Place fish on buttered shallow baking dish and cover with asparagus and mushrooms. Pour white sauce over it to which has been added the asparagus and mushroom-water. Bake thirty minutes in a hot oven.

Crawfish Soup

7 or 8 crawfish
½ teaspoonful crawfish powder
3 ounces butter
2 ounces flour
1½ quarts consomme
Pinch of sugar
2 tablespoonfuls cream
Veal dumplings
Asparagus tips or cauliflower

Wash and brush the crawfish. Cook ten minutes in boiling salted water. Then put cold water over them. Remove meat from shells. Crush shells except the claws and grind until they are pulverized. Cook then slowly for about ten minutes in boiling butter which should not get brown. Add flour and consomme and boil the soup down. Strain and taste it. Stuff claws with veal dumplings and add crawfish meat, cauliflower or asparagus tips to the soup.

Red Cabbage

1 head of red cabbage
3 ounces of lard
2 to 3 tablespoonfuls sugar
3 to 4 tablespoonfuls vinegar
1 to 2 tablespoonfuls salt
5 apples
1 pint hot water

Chop the cabbage, wash it quickly, salt immediately, and sprinkle some vinegar over it. Heat lard, place some cabbage into it, put some salt, sugar, vinegar, and apple slices on top, then again a layer of cabbage and repeat this until everything has been used. Pour hot water over it, cover the pot and let

Fostoria
"AMERICAN"

Beautiful
in any room...on any table

OVER A HUNDRED PIECES TO CHOOSE FROM

YOUR very first sight of Fostoria "American" brings you a vision of the gracious days of the past. In flashing crystal, Fostoria has caught that feeling of fine design inherent in the work of America's earliest craftsmen.

Here is one creation that not only lends authenticity to today's Early American decorative schemes, but also brings a charming note of contrast to modern interiors.

There are over 100 "American" pieces to choose from! Everything from dinnerware to the attractive rose bowl illustrated above.

See this gleaming glassware at your dealer's today! He'll gladly show you what smart hostesses acclaim the loveliest tableware now available. And you will find to your amazement that the prices are thrillingly low.

• • •

Our booklet "Correct Wine and Table Service" offers helpful advice on entertaining today's guests. For your copy, just write Fostoria Glass Company, Dept. A, Moundsville, West Virginia. *Illustrated above:* rose bowl...9-inch square-footed vase...four-part relish dish...6-inch candlestick

Fostoria
THE GLASS OF Fostoria FASHION

IS YOUR HOME
IN THE **TERMITE**
DANGER ZONE?

IF SO—WATCH OUT
FOR COSTLY DAMAGE

In 1934, termites caused more than $40,000,000 damage! Property owners throughout the shaded area shown above paid this bill. Termites eat wood. They work so silently, and so cleverly hidden inside of foundation timbers, that costly damage occurs before you even suspect their presence. If you live within the Termite Danger Zone your own home may be infested by termites. Have it inspected by a trained Terminix Inspector. Wherever termites are a menace, there is a Terminix Company near at hand to protect your property.

Look Out for Swarmers

Have you ever noticed "flying ants" swarming around your property?

They are one of the tell-tale signs of certain termite infestation. The damage may be only beginning—or it may be already serious. A Terminix Inspector can find and show you the damage if it exists. A Terminix treatment will stop further damage and save many dollars in repair bills.

Guaranteed Protection

Scientific methods, high-pressure treating equipment, and Bruce-trained men are responsible for the effectiveness of Bonded Terminix Insulation.

Each Terminix contract is a guarantee for a full five years—backed by an individual surety bond. The Bruce Terminix guarantee is the strongest termite contract guarantee available. Under the Terminix Finance Plan you can protect now—and pay later. No cash down, and small monthly payments.

Free Termite Inspection

Anywhere—by courtesy of the TERMINIX LICENSEES OF

E. L. BRUCE CO.

MEMPHIS, TENN.

FREE!

E. L. BRUCE CO.,
Memphis, Tenn.

☐ **Please send me free literature on Termites.**

☐ **I would like to have my property inspected for termites without cost or obligation.**

_____

_____

smother for two and a half to three hours. Add vinegar, salt, and sugar and a little claret to taste.

VEAL DUMPLINGS

3½ ounces veal
2 ounces white bread
1 ounce butter
1 teaspoonful cream
Yolk one egg
Salt to taste

Grind veal. Soak white bread in milk or water and squeeze it. Cook white bread in boiling butter until it comes off the saucer. Add all ingredients. Form little dumplings and cook them in salted water.

ROAST VENISON

6 to 8 pounds leg of venison
Bacon for larding
½ pound butter
1 pint sour cream

Skin the leg, lard it with small pieces of bacon, rub with juniper berries and place in pan. Pour boiling butter over it and bake in very hot stove. Pour hot water and sour cream frequently over the roast. Baking time about twelve to fifteen minutes to the pound. Strain gravy and thicken with potato flour.

HEAVENLY CAKE

½ pound flour
½ poud butter
½ pound sugar
5 eggs
½ pint whipping cream
Currant jelly

Cream butter and sugar. Then put in yolk of eggs and sieved flour by turns. Beat white of eggs and mix with the rest. Bake in thin layers. Spread currant jelly and whipped cream over each layer and strew with powdered sugar on the top.

A "gang" room that cost nothing!

[*Continued from page 351*]

were framed in red and green painted frames and hung respectively on the unflowered wall spaces over the bookshelves on the north and west walls, pictures salvaged from old books and magazines. One of Cotton Warburton, Marge's favorite, was cut from a discarded cereal box, Helen Wills Moody and Bobby Jones from a sports journal.

Of course, this ingenious pair hoped that the stern parents would relent when they saw their creation—and eventually their somewhat temporary arrangements, furniture, and floor would be replaced with things worthy of their boisterous occupants. But until they did relent (or, as Marge and Bill would put it, "loosen up") here was something for nothing—and a mighty cheerful little something at that!

Finally the radio was tuned in,

Value Soars as Price Hits Bottom

DELCO-HEAT OIL BURNER AT RECORD LOW COST

Famed for efficiency and economy, Delco-Heat Oil Burner at a drastically reduced price, now bids for still greater popularity with homeowners.

Compact, completely automatic, Delco-Heat Oil Burner converts hot water, steam or warm air heating plants to automatic oil heat. It banishes fuel shoveling, ashes, dirt, dust, bothersome furnace tending—burns lowest cost domestic fuel oil with highest heating value—provides heat that's clean, odorless, uniform. Sturdily constructed with only one moving part, the burner is quiet, efficient, long-lived. From enthusiastic owners come reports of fuel savings as high as $200 a year.

All-time new low prices and Federal Government's liberal N.H.A. terms make Delco-Heat easier than ever to own. No down payment. Up to 3 years to pay. Your local Delco-Heat dealer will help arrange your N.H.A. financing which calls for no mortgage, endorsers, red tape. See him at the first opportunity, and be sure to mail the coupon for interesting, illustrated literature containing all facts about Delco-Heat.

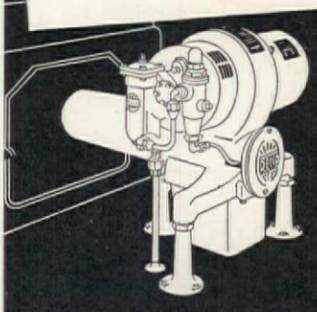

DELCO·HEAT OIL BURNER

A PRODUCT OF GENERAL MOTORS

A full line of automatic oil heating equipment for domestic and commercial uses

DELCO APPLIANCE CORPORATION
Subsidiary of General Motors
Dept. M-110, Rochester, N. Y.

Please send Delco-Heat Oil Burner facts, figures, pictures.

NAME_____

ADDRESS_____

DELCO-HEAT

the paint dry, the game box filled, and golf sticks and indo greens brought down from u stairs. Mom and Dad were at l allowed to look things over wh Marge and Billy ran simulta ously for the phone to call up "gang" for their "opening."

Insulate your bed

[*Continued from page 389*]

is your overall length measu To the width measure add dou the height measure for your ov all width measure. Have the sulating material cut to th measurements. Place the mate on the floor and then place y box spring or open spring it so that all surfaces except the top of the spring are c ered when the extra materia folded against the sides. The fo at the four corners may be and sewed together accurately left as is depending upon h much room there is in your b stead. Narrow tapes, or he cords, which extend across length and breadth of the spr to the opposite side, or comple around, may be used to keep material in position. As this p ding is not particularly bulky partially covered springs may easily placed back in position.

You may wonder why a si strip of insulation is not pla between the mattress and spring to accomplish the s result. In the case of children persons whose weight does make too appreciable a dent mattress, this scheme will w just as well and is much simp A light slip-cover of cotton linen, will make for ease in l dling and will insure retentio the insulating material when turned frequently. But our o inal suggestion will take car most persons, irrespective weight as the efficiency of insulating material, being s what dependent upon its tained air spaces, would be paired when the weight of person flattened it out.

Recent tendencies to rever the gay nineties by the retur old-fashioned good manners curves in women may suggest return of the double bed—let's hope not. Partial privac all some of us possess today although the advent of the bed was considered with m feelings it probably does mo prevent ill-feeling than is us supposed. It is very difficul find two persons whose need warmth or coolness are ex the same under all condit Better two small cots than large imposing double bed. is particularly true in the ca children. For many reasons, sical and otherwise, chi should sleep by themselves.



don't have to reach in a toilet
l with your hands. You don't have
ub and scrub to remove unsightly
ks. Sani-Flush does the work for
. Just sprinkle a little of this odor-
powder in the toilet bowl (direc-
s on the can). Flush the toilet. The
is done.
he porcelain sparkles like new.
rs go. Sani-Flush is made espe-
y to clean toilets. It purifies the
en trap that no other method can
h. Cannot harm plumbing. *Sani-
h also unclogs automobile radiators
ections on can).* Sold by grocery,
, and hardware stores—25
s. Made by The Hygienic
lucts Company, Canton, Ohio.

ani-Flush Cleans
et Bowls Without Scouring

his is the Famous
AP-A-LAC WHEEL

enables you instantly to select
proper colors and color combi-
ons of Jap-A-Lac enamel—an un-
lly smooth-flowing enamel that
hes on easily—dries in four hours
d is mar-proof and wear-resisting.
your dealer to show you the
l, and let you test the brushing
covering qualities of Jap-A-Lac.
s with a beautiful gloss. Used
ever enamel finish is desired.
GLIDDEN COMPANY • *Cleveland, O.*

LIDDEN
ERYWHERE ON EVERYTHING
S • VARNISHES • LACQUERS • ENAMELS

lidden Company, *Cleveland, O.* AH5-35
Please send me FREE Jap-A-Lac color card and "How to Paint."

State
t Dealer Is

"Plum purty" cabin

[*Continued from page 364*]

constructed by these same workmen. A crane, andirons, and other fireplace accessories were made from old iron by a near-by blacksmith—all in keeping.

With the exterior finished and two coats of ground color paint on the floor (linoleum was used in the kitchen), our cabin was ready for occupancy the week before Easter. Red checked gingham curtains were hung at the casement windows, and hit-or-miss rag rugs and goat skins used on the floor. With few exceptions, the pieces of furniture that we had brought with us were as old as our logs—a hundred years or more—and most of our bric-a-brac had a history, if not quite that much age. Old coverlets and woven pieces were used as doorway hangings and coverings for chests, spool beds, etc. Happy was I to have, if only for a short time, a background upon which my heirloom quilts and blankets, some woven by my grandfather's slaves, could flaunt their gorgeous reds and yellows with absolute impunity.

I must mention a few things in this room that have especially interested our callers: an old grease lamp; the first oil lamp ever owned by my grandmother; lamp brackets on each side of the mantel made from a fruit jar top, a coffee can top and a bit of wire; (my husband deserves credit for this ingenuity) and last, but not least, for it is the most popular, an enormous gourd more than forty years old that serves as my cooky jar.

The dining room corner

A curtained-off space for dressing or rather bathing (true log cabin fashion), a chest of drawers, a bed and a child's bed left little space in which to "swing a

More THAN AN ATTIC ROOM!

WHEN you build extra rooms into your attic with Insulite . . . an added bedroom or two . . . a playroom for children . . . a recreation room for grown-ups . . . a room that can be devoted to a hobby—you get more than extra rooms.

You get attractive rooms. The rich cream-white surface of Insulite requires no added decoration . . . it makes a lighter, more cheerful room.

You get a comfortable room. Insulite is a highly efficient insulating material. It shuts out summer heat. It also retains your needed winter warmth. You get sturdy walls that add bracing strength to your roof.

Extra attic rooms, built with Insulite, make your entire house more comfortable the year 'round and add much to property value . . . in a few years, fuel savings will pay for the Insulite you have used . . . and you'll have the enjoyment of those added rooms as long as you live in the house. Descriptive literature is available for the asking. The Insulite Company, 120D Builders Exchange Building, Minneapolis, Minnesota.

[*Insulate with Insulite*]

INSULITE
The Original Wood-Fiber Insulating Board

IT WILL PAY YOU TO SEE AN ARCHITECT WHEN YOU BUILD OR REMODEL

...HOW TO PLAN IT TO FIT YOUR NEEDS?

It's such fun to plan . . . "I'd love casement windows . . . we could have a cupboard there . . . Oh, and a terrace, with French Doors from the living room . . ."

It's such fun to plan, when you're going to build or modernize! Such fun, that the part of the home which has the most vital bearing on your comfort and enjoyment is sometimes forgotten . . . your heating plant.

Yet it's as easy—and as interesting—to plan your heating as it is your home. 9¢ in stamps will bring you a new book, full of pictures, telling in non-technical language all about heating. What the various systems are and do—what makes good installations good—how new types of heating let you develop the full charm of your rooms and furnishings—how you can add a room to your home, in the basement.

And once planned, good heating is easy to buy. The National Radiator Protective Payment Plan involves no red tape. No down payment . . . three years to pay . . . interest rates in line with FHA—a FREE bond that guarantees boiler ratings . . . and for insurable purchasers a FREE Life Insurance Policy giving protection while you pay.

NATIONAL RADIATOR CORPORATION

General Offices: Johnstown, Pa.
Branch Offices in Principal Cities

Send now!

Colorful, Illustrated 28-page book size 8½x11

NATIONAL RADIATOR CORP.,
241 Central Ave., Johnstown, Pa.

☐ Here's 9¢ in stamps; send me the "Facts" book.

Send me free literature on:
☐ National Radiator Protective Payment Plan
☐ National Radiator Heating Equipment
I'm planning to ☐ Build; ☐ Modernize.

Name .....
Address .....
City ..... State .....



cat" (proverbially speaking) on the bedroom side of the lean-to.

The kitchen held an oil range, cabinet, a cunning built-in corner cupboard, and wide shelves, the top one serving as work table, and the lower ones providing ample space for pots and pans.

A small front porch added to the convenience and liveableness of the cabin.

In between the April showers or, rather, in spite of the torrential rains that fell during that

The present floor plan

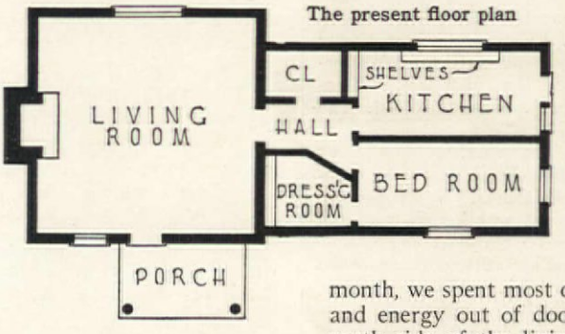

month, we spent most of our ti and energy out of doors. On south side of the living room a bed, under the long casem window, we planted great clur of Anchusa, Coreopsis, Ragg robins, Gaillardias, Heleni Michelmas, and Shasta Dai (brought from our old hon We attempted to transplant s Flanders Field Poppies in clu but, fearing that not eno would survive to produce the sired effect, we contented selves with sowing a profusion Red Riding Hood Zinnias fo sea of red later in the sea Around the rest of the four tion we put the native Euony atropurpureus, which is so geous in October, with its sca burr and orange berries, whose green branches and le are most attractive throug the spring and summer month surprising quantity of the ginia Creeper and wild Gr vine that had grown rampan this Locust thicket had surv the hardships of building, these we trained up on the c and into the Locust trees. T vines grew so luxuriantly tha a few weeks, one would thought the logs had spent hundred years in this very

Rustic locust poles were use make a frame for our lawn sw and scarlet runner Beans planted to grow upon it. R poles were also used to enclo small yard with a zig-zaggy f and, as a hand rail, to follow winding path to the foot of

CRITICAL MOMENTS No 2

"THE NIGHT THE TWINS GOT LOST"

"A storm was blowing up. As darkness came, Mabel and I were frantic. But with our Eveready Flashlight we found the little explorers . . . and in the thickest, blackest part of the woods, too!"

(Excerpt from an actual letter)

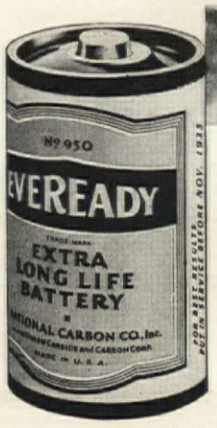

AT TIMES LIKE THIS ...YOU'RE GLAD THEY'RE

FRESH

LOOK FOR THE "DATE-LINE"

Dependability and long-life in batteries depend on FRESHNESS. Batteries tend to "go dead" on dealers' shelves. But all Eveready Flashlight Batteries have a "Date-Line" which guarantees *they're fresh!* . . . National Carbon Company, Inc., New York, N. Y.

CRACKED WALLS?

BUY THIS

ADD WATER

FILL CRACK

asy to use. Permanent. Does not hrink. Costs only a few pennies a atch. Insist on genuine Rutland — n the checkerboard package. Rut- nd Fire Clay Co., Rutland, Vt.

Less than 8¢ A DAY

the LARKIN Way!

Your Larkin Catalog is free

N the leisure of your own home study this great book for home-lovers. See e handsome furniture, rugs, silverware, ina and countless other Club Selections, urs through the popular Larkin Cozy- ome Club. This Free book also offers eat values in latest New York styles. lls, too, of liberal Rewards for Larkin cretaries. Write for your personal copy.

Larkin Co. Inc. 679 Seneca St. Buffalo, N. Y.

THIS flexible NEW FIRESCREEN

RACEFUL, flexible metal curtains slide open and osed. New beauty, conven- nce, safety. Write for information.

ENNETT FIREPLACE CORP. pt. B-27 Norwich, N. Y.

hill where bubbled up our spring. On the hillside a quantity of Iris was planted and around the spring we fashioned what might be called a rock garden. Clumps of Goldenglow, perennial Phlox, Bocconia, and Larkspur were used in the background, with Feverfew, Verbena, Achillea, Leopardbane, and Petunias among the smaller rocks, and Vinca major and other vines hanging over the rock wall built around the spring. Under a near-by tree we placed stone seats and rustic furniture that we might have many meals out of doors.

May first found our log cabin and its surroundings in order, ready for the inspection and admiration of our friends—those same friends, who had been politely sceptical about the possibilities of that old log house, and were, I am sure, sincere in their admiration. Uncle John beamed when he overheard, or had repeated to him the exclamations of our callers for during the process of building he had listened, disgustedly, to such remarks as these from the native by-standers:

"Ain't that a sorry chimney!"

"Wal, it ain't no sorrier than the house."

"It sure is a curious looking place. Must be mighty curious folks!"

"Looks like they wouldn't left them rocks a-stickin' out so rough."

Now he said, "Jes' listen at them a-praisin' it, now it's all teched up. But there warn't nobody thought this place wuz gwine look nothin' a-tall when we started out, cept'n me and Miss Sarah. No suh'. But me and Miss Sarah, we knowed hit wuz gwine ter be *plum purty* fum de very fust!"

Even my husband was forced to admit that the result was far more pleasing than he had anticipated, and I was as exultant as Uncle John that, at least, two of us had been able to visualize.

True, the cost of everything had been about twice what eight months' rent in the city would have been, but, taking into consideration the fact that most of our food is grown within two hundred yards of our kitchen door; that the spring provides free water and refrigeration; that coal oil, for lighting and cooking, if, not at all times as satisfactory, is, undoubtedly cheap; that swimming and fishing in a near-by stream, walking and horseback riding are glorious and inexpensive amusements; not to mention the health and happiness that life in the wilds is giving our two-year-old—even if we spend only these eight months here—I cannot feel that this "plum purty" log cabin has been in the least an unwise investment.

"WARMER IN WINTER COOLER IN SUMMER"



with these CORK INSULATED SHINGLES

Nashville, Tenn.
January 28th, 1935.
Gentlemen:
In 1927 I built a two story brick house. After consulting my contractor, we decided the most practical roof would be Carey Cork insulated shingles. I have just made a close examination of the roof and I find it in perfect condition. The cork insulation makes our house very much cooler in Summer and much easier to heat in Winter.
Yours truly,
J. A. Cayce.

Above: Home of J. A. Cayce, Nashville, Tennesee

LIKE Mr. Cayce of Nashville, Tenn., thousands of home owners throughout the country have solved the problem of keeping their homes warmer in winter and cooler in summer with Carey Cork Insulated Shingles.

These remarkable shingles combine effective roof insulation with dependable weather protection. An under surface of cork acts as a barrier to heat and cold; an outer surface of durable slate imbedded in asphalt, keeps out rain and snow. You really get two roofs applied in one operation and at one labor cost—that's economy.

Carey Cork Insulated Shingles are considerably thicker than ordinary shingles and provide a beautiful roof with deep shadow lines. You have a choice of many non-fading colors.

Illustration shows usual method of application. Note three thicknesses of shingles protect the entire roof.

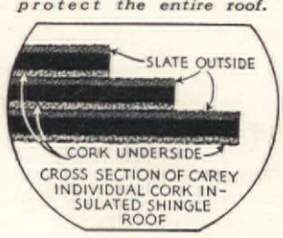

CROSS SECTION OF CAREY INDIVIDUAL CORK INSULATED SHINGLE ROOF

Remember—only Carey makes these modern Cork Insulated Shingles that increase the comfort of your home and cut your fuel bills at the same time. Write to Dept. A, for a Free Sample, Booklet and name of nearest Dealer.

DEFERRED PAYMENTS

Carey Roofs may be purchased under the liberal terms of the National Housing Act. No down payment—no mortgage. Lowest interest rates.

THE PHILIP CAREY COMPANY • LOCKLAND • CINCINNATI • OHIO

Carey
CORK-INSULATED SHINGLES

Genuine

BOKHARA RUGS

ARE THE IDEAL FOUNDATION FOR ANY DECORATIVE SCHEME... PERIOD OR MODERN

No floor coverings are so completely *satisfying* as genuine BOKHARAS. In room-size or scatter rugs, they can be made to fit the needs of every new abiding place.

BOKHARAS have been famed for centuries for their rich colorings and excellent craftsmanship. Their historically beautiful geometric designs combine to surprisingly happy effect with ultra-modern as well as traditional furnishings.

And everybody knows how they *wear!* Pure vegetable dyes and firm, substantial weave insure a lifetime of practical service and enjoyment. Send for Booklet AH-4, handsomely illustrated in color.

AMTORG TRADING CORP.

261 FIFTH AVENUE *Rug Department* NEW YORK, N.Y.

This Beautiful Book

superior to original edition which *was*

$15

With its 286 gorgeous pictures

many of them in Four-Color Process, this magnificent volume tells the fascinating story of Colonial American Arts and Interiors, Home Decorations, Cabinet Making, Silversmithing.

The HOMES *of*
OUR ANCESTORS

by R. T. H. HALSEY and ELIZABETH TOWER

DO YOU want to know what sort of china will look best on that old pine dining table which dates to the Revolution? . . . Here's the answer to every problem relating to Colonial American furnishings — authentically illustrated by complete rooms and individual pieces from the American Wing of the Metropolitan Museum of Art.

This big de luxe volume (It measures 7¾" x 10¼") is now offered to *American Home* readers at the bargain price of $3.50, plus 15 cents for packing and postage. Order on this coupon.

DOUBLEDAY, DORAN BOOK SHOPS, Inc.
244 Madison Avenue, New York City.

Gentlemen: Please send me "THE HOMES OF OUR ANCESTORS" at your special bargain price of $3.50, plus 15 cents for packing and postage.

☐ Check or M. O. enclosed. ☐ Please send C.O.D.

Name .....

Address .....

City ..... *State* .....

Decorative leather seats

Harry Irving Shumway

WE MAY be down to our last dollar but there's one thing we're not wiped out on yet. That's cane-seated chairs. Be it ever so humble, there's no home that hasn't got its quota of chairs with cane seats all the way from buoyantly stout to those that let you right down through.

This article rather timidly suggests a way to rejuvenate an old cane-seat chair. When one suggests altering or adding to any Early American article of furniture he is doing something no less rash than entering a lion's cage disguised as a piece of hamburger steak. It's sacrilege—and yet somehow when it's all done I don't expect to be haunted by the irate spirit of those Pilgrims (or later) who designed the fiddle-back and other chairs with cane seats. Maybe they'd have done the same thing if they'd had a nice piece of white leather and some very accommodating colors. Anyway, here's the project and it's one (if you can forget the sacredness of antique propriety) chock full of possibilities in design and color.

Remove all the cane from the chair and ream out the holes in the frame to their full size; they are generally about ¼ inch in diameter. Lay a piece of stiff paper on the seat. Mark the exact position of every hole by punching down through the paper with a pencil or a skewer. Also mark the line of the inner edge of the seat. This gives pattern which is to be transferred to leather.

White leather shows color more truthfully and brilliantly than any other. A heavy calf skin or the top side of a cow-hide split is the best on account of its smooth surface. This will take pencil and paint almost as well as paper.

Tack the piece of leather (which should be several inches wider all around than the seat pattern) on a drawing board. Stretch it out tightly.

The design is drawn on a sheet of good quality drawing paper first. Lay the seat pattern on the paper and mark around it.

The sources for designs are without limit. If you are not talented to the extent of originating one, there are books of designs in color that will suggest something. Some of the old-time stenciled designs on tables and chairs will often suggest a motif. Draw in the design in black ink.

The strips which are to go down through the holes in the chair seat are drawn next. These strips should be in an exact line with the holes. They should be about two and three quarter inches long, sufficient to go through the holes and be tacked to the under side of the seat. They are not over ¼ inch wide. The curve between each strip makes a sort of scallop when the seat is stretched in place. On the paper pattern you have the holes and the line of the inner part of the seat. So the position of these curves or arches is placed between the line of the holes and the line of the inner edge. The drawing shows this.

Transfer Design to Leather

Make a good tracing of the whole pattern, design and strips, and transfer to the leather. I find that printing inks do a splendid job on leather. They are called block printing inks and are sold by dealers in artists' supplies. They come in tubes and are quite similar to oil colors. Five colors will do. Red, yellow, and blue—which will also make green and orange and purple by mixing. A tube of black and of brown will make a good selection.

These colors are stiff and must be diluted with a little turpentine. A little of these colors go a long way as they are very strong. Squeeze out a bit in a small dish and add a few drops of turpentine. Work up with the brush and you are already to start. Use regular artists' oil brushes: a fine one for lining, a medium one for small surfaces and a larger flat bristle brush for backgrounds.

A hand-made bridge will enable you to keep your hand from touching the wet paint. Take a thin strip of wood about three inches wide and long enough to clear the whole design. Nail wood cleats about an inch square at both ends. This makes a bridge upon which you can rest your painting hand.

These colors dry rapidly but

READYBUILT
(Reg. U. S. Pat. Off.)
FIREPLACES

MODERNIZE your home with an attractive Readybuilt Fireplace.

Lends unsurpassed beauty and charm to your home—adds cheer and comfort many times its reasonable cost.

Large variety of attractive models and designs.

Shipped complete anywhere—ready to be installed in an hour's time. Used with gas or electricity.

Write for prices and descriptive literature.

THE READYBUILT PRODUCTS CO.
1705-23 McHenry Street
Baltimore Maryland

"IMPOSSIBLE!.."
My Friends Exclaimed
"SUCH SMART WINDOW SHADES Only 15¢!"

LITTLE wonder visitors could hardly believe my handsome Clopay Shades cost but 15c each. They're so remarkably good looking—both in plain colors and those distinctive chintz-like patterns." Amazingly durable, too—extra-heavy fibre with patented creped texture will not crack, ravel or pinhole; actually outwear far costlier shades. Easily attached to old rollers without tacks or tools. See these amazing values at your nearest "5 and 10," or neighborhood store. Send 3c for color samples to CLOPAY CORP., 1381 York St., Cincinnati, O.

AND Save Money
On All Oilcloth Needs. FABRAY Looks — Feels — Wears Like Oilcloth—Costs ⅓ to ½ Less. At Your Favorite 5-and-10c Store!

MODERNIZE Your CLOSETS with K-Veniences

SHOE RACK

-Veniences — a complete line of clothes closet tures. Easily, quickly, inexpensively installed any closet. Save space; keep garments neater, sher, cleaner. Shown in special closet displays leading department stores and hardware stores.

END for complete information and pictures of entire K-Venience line, including Shoe Racks, Clothing Carriers, Necktie Racks, Extension Closet Rods, Garment Brackets, Hat Holders, Trousers Hangers. No obligation.
KNAPE & VOGT MFG. CO., Grand Rapids, Mich.

CLAY SUNSHINE CLOTHES DRIER

Gently turns in the breeze — drying wash evenly and spotlessly clean. Folds like an umbrella to store away. 135 ft. finest line. Turns in only 15 ft. of space. Does away with unsightly clothes poles. Illustrated folder R-435 FREE.
CLAY EQUIPMENT CORPORATION
Cedar Falls Iowa

TAND IN E PLACE O HANG ENTIRE WASH

REMINGTON 10¢ PORTABLE ADAY
FREE TYPING COURSE

10 DAY TRIAL OFFER

time! Remington's purchase plant lets buy this beautiful new Remington able No. 5 direct the factory for 10c a day! dard 4-row key-l, standard width age, margin release on oard, back spacer, auto- ribbon reverse—*every essential feature found andard typewriters!* Carrying case and typing e *free.* Special, *10-day free trial offer.* You don't a cent! Write Remington Rand, Inc., Dept. 4, 205 E. 42nd St., N. Y. C. Act NOW!

EW SY AY 0¢ USTRITE ISH-CLIP

KEEP WIRES OFF FLOOR (LAMPS AND RADIO)
A neat job instantly. No damage to woodwork. No tools needed. Set of 8 clips to match your cords, 10c. At your 10c store, hardware dealer, electric shop. Or send 10c to Justrite Mfg. Co., 2072 Southport, Chicago

twenty-four hours should elapse before applying shellac. Give it one coat and then, after a few hours, another. This protects the design and leather from wear and also brings out the colors.

Now cut out the new seat, going around each strip. An ordinary jackknife works well, using the small blade sharpened to the finest point and edge. If you wrap it with tire tape down to within an inch of the point it can be held like a pencil.

Reinforce the Chair

Before putting on the leather, the chair seat must be reinforced. Heavy canvas will do. Cut four strips, using two from front to back and two from side to side. Tack these firmly in place, side by side. There will be just the barest space for tacking between the line of the holes and the inner edge of the seat. After the strips of canvas are tacked on, take the same knife and trim to a line just outside the tacks. Apply shellac to the canvas where it rests on the chair.

Now the leather seat can be put on, running the little strips down through the holes. If your pattern has been carefully made, it will fit perfectly. Pull all the strips down tightly. Then tack each one on the under side of the chair seat. A final coat of white shellac over all will finish the job, working it around the holes and strips. A thin layer of wadding can be placed between the leather and the canvas if you like. This makes a softer seat and helps to keep the leather stretched better.

A startling, decorative, and new effect can be produced on old worn out cane seated chairs by following the procedure given in this article

Towels you don't have to WASH!
(and only a penny a dozen)

These fresh, clean ScotTowels are so practical for kitchen work

101 Uses
—try ScotTowels for:
Wiping greasy pans
Mopping up spilled liquids
Wiping milk bottles
Lining bread box
Draining bacon
Wiping meat and fish
Cleaning stove
Drying fruits and vegetables
Polishing glass
Cleaning icebox
Greasing cake pans
Drying hands

BACON to drain, a sink to clean, greasy pans to wipe, hands to dry—just tear a ScotTowel off the neat, white roll. Use it. Throw it away! So convenient. Nothing to wash or rinse. They save your time. Cut down on laundry.

Made of "thirsty fibre," an exclusive Scott Paper Company development—these towels are twice as absorbent as ordinary paper towels. They *really* dry.

And they're so inexpensive, too! 2 big rolls cost but 25¢ (150 towels per roll)—that's only a penny a dozen! On sale at grocery, drug and department stores. Or write Scott Paper Co., Chester, Pa.

2 Rolls 25¢

SPECIAL OFFER — SCOTT PAPER CO. CHESTER, PA.
If your dealer does not sell ScotTowels, send us 50¢ (money or stamps) and we will send you postage paid—
2 ROLLS OF SCOTTOWELS, AND 1 ENAMELED FIXTURE, or SEND $1.00 FOR 6 ROLLS AND ONE FIXTURE
Check color of towel fixture desired: ☐ ivory ☐ pale green
Name_____
Address_____
Dealer's Name and Address_____
A4

IT TAKES
ENERGY
TO CLIMB
TO THE TOP

Climbing those long graceful coconut trees that grow in Hawaii requires an abundant and regular supply of food-energy. For that matter . . . all work or play requires a wise selection of foods to provide the food-energy necessary to "reach the top."

In Hawaii they've found that pine-apple juice helps to replenish food-energy losses due to activity. Because DOLE Hawaiian Pineapple Juice is so rich in quickly released food-energy, it's the perfect mid-morning and mid-afternoon uplifter.

The DOLE vacuum can brings you this pure, unsweetened juice with its exquisite bouquet and refreshing fla-vor . . . Economical . . . Always keep half a dozen cans of DOLE Pineapple Juice in your refrigerator—ready to use morning, noon and night! Hawaiian Pineapple Company, Ltd., Honolulu, Hawaii. Sales Offices: 215 Market St., San Francisco, California.

DOLE
PINEAPPLE JUICE

The background of the leather seat can be left plain white if the design looks well that way. In time the white leather takes on an attractive ivory tint.

Colored Leather May Be Substituted

Of course, colored leathers can be used instead of white. But the printing inks must be laid on almost as is without any turpentine and they take longer to dry. However, some very rich effects can be had on black enameled chairs with black leather, using gold and bright colors.

In painting in the background on white leather use the color fairly well diluted with turpentine. Pale shades of blue, straw, orchid, or green look well.

And now we have a new method of restoring our old cane-seaters. They are of every vintage and every barn, attic, and shed seems to have them. With this process we can give them a new dress. They look rather nice (I didn't think they would before I tried it!) and they are not hard to do. There may be lovers of cane-seating but I am not one of them. And even if leather-seating seems too dangerous to attempt, it isn't necessary to try it first on the priceless fiddle-backs or other really old examples.

End DULL MENUS

KitchenAid
REG. U.S. PAT. OFF.

ELECTRICAL FOOD PREPARER FOR THE HOME

YOU'RE INSPIRED to create all sorts of new dishes—with a KitchenAid! This completely capable Food Preparer elimi-nates *all the drudging operations* that spoil the fun of making *interesting* meals. Kit-chenAid assures superior results, better food quality. KitchenAid is prized by thousands of discriminating women who know QUALITY in foods and in a food preparing appliance.

KitchenAid is powerful . . . to chop, grind, slice, shred . . . beat, whip, mix . . . even shell peas, polish silver, sharpen knives, open cans, freeze ice cream . . . and more. It's dependable for a lifetime. Learn about the lower-priced "Surprise" model. Send for valuable free booklet, "How to Choose a Food Mixer." The KitchenAid Mfg. Co., Dept. AH-7, Troy, Ohio.

IT GIVES THEM ARROWROOT

Royal Chocolate Pudding for your children means easier digestibility

MOTHER, when your child first begins to eat desserts, don't take chances with his delicate digestion. One upset may lower his resistance and result in serious illness.

Royal Chocolate Pudding digests completely—and much faster . . . easier . . . than cornstarch or tapioca pudding.

The base of Royal Pudding is *arrowroot*—a form of starch that cooks *quickly*. When it comes to a boil, it's fully cooked . . . with no raw lumps.

And Royal tastes as delicious as the best homemade chocolate pud-ding.

So why bother with the fussy melting of chocolate, the long cook-ing, and the many dishes required to make homemade chocolate pud-ding?

Royal cooks in 5 minutes. It's more wholesome. And your whole family will love its creamy, homemade flavor.

FREE RECIPE BOOK: Write to Royal Pud-dings, Products of Standard Brands In-corporated, Dept. R22, 691 Washington St., New York City.

ROYAL PUDDINGS
CHOCOLATE-VANILLA

Copyright, 1935, by Standard Brands Incorporated

TELLER'S
COLONIAL HARDWARE

HINGES, latches and such in hand-forged iron for the Early Amer-ican Home.

A Brochure on request

280 Wall Street., Kingston, N. Y.

Dollar Ideas

We are desirous of publishing the useful dollar ideas submitted by readers just as quickly as space will permit. But, due to the great num-ber on hand, we must request that no more ideas be submitted until the supply has been used up, when we shall publish a request for more. We cannot enter into correspondence regarding material submitted, nor can we return any rejected copy

Chairs That Won't Stay Glued

Most of you who have pride-fully placed a new Windsor rocker in your Colonial living room have sooner or later had my experience. Soon there's a squeak, then a pop, and there stands your lovely new rocker with the rounds poking in all directions. You put it back to-gether and set it gingerly apart warning the family not to sit in it. All goes well till the day the minister comes to call and sonny answers the door. Shortly there after there is a crashing of wood and a rending of clerical cloth. The minister hastily departs leaving word that he will ca later. You send apologies and te friend husband something simpl has to be done about that chai Here is what mine did: He de clared that the glue hadn't ye been made that would hold Windsor together in our dry ove heated living rooms. So being, a he said, mechanical, he took piece of sheet brass (sheet iro will do) and cut some strips abo two inches long and one half inc wide, drilled a hole in each end fit a small size screw, and the screwed these strips across t joints on the bottom side. M chair needed only two braces b a friend brought one to be do that required sixteen. By faste ing them on the lower side, ho ever, most of them could not seen. Those that did show we too small to be unsightly. M A. M. Atkinson, Enfield, Nor Carolina.

Mix with Cornmeal

When planting any very sm flower seed, Poppies for instan mix the seed with a small qu tity of cornmeal before sowi This distributes the plants a helps to prevent overcrowding Jennette Edwards, Nashv Tennessee.

Waxed Crayon for Markin Plant Tags

We have tried various w of writing names of plants wooden markers with little cess. Pencil and ink marking not hold up well in the weat Finally we hit upon the idea using black waxed crayon for tering the tags. It is the s

Slippery, waxed floors menace your family at every step. To get SLIP-PROOF surfaces, finish floors and linoleum with MOP-IT-ON, the varnish that needs no brush, no kneeling, no hard work. Gives beautiful, long-lasting, dirt-resistant finish. Apply with spreader and finish average floor in 10 to 15 minutes. On furniture and woodwork, apply with folded cloth, like dusting. Try this easier method. Ask your dealer for MOP-IT-ON.

●TRIAL SAMPLE. Send 25¢, with name and address, for generous sample and details.

THE THIBAUT & WALKER CO.
16th Road Long Island City, N. Y.

MOP-IT-ON *The Varnish that Needs No Brush!*

HABITANT SHOPS, INC.

Styled in the manner of Early Pioneer Furniture"

HABITANT SHOPS, Inc.
10 Broadway Bay City, Michigan

INTERIOR DECORATION

SIX WEEKS
PRACTICAL TRAINING COURSE
Period and Contemporary styles, color harmony, draperies and all fundamentals. Personal instruction by New York decorators.

RESIDENT DAY CLASSES
start July 8th : Send for Catalog 12R

HOME STUDY COURSE
starts at once : Send for Catalog 12A

NEW YORK SCHOOL OF INTERIOR DECORATION
578 Madison Avenue, New York City

38 HOME CRAFT BOOKS
ea. $1
A real investment—practical Handbooks on "Interior Decoration," "Flower Making," "Painting and Enameling," "Various Needlecrafts" and 34 others all described in
FREE CATALOGUE Send for it!
CRAFTSMAN BOOKS
CRAFTSMAN PUB. CORP. 2 WEST 45th ST. N.Y.C.

KNITTING WOOL
Novelty Yarns for Suits, Vel-Crepe, Cashmere Zephyrs Bouclé, Saxony, Shetland, Floss, Rug Yarns, etc. Priced Card 100 Samples Free. Prompt Mail Service
COLONIAL YARN HOUSE
1K Cherry St., Philadelphia, Pa.

kind of crayon which the children use for drawing and coloring pictures. It weathers well and does not fade out. We consider it most satisfactory. — ALICE CROWELL HOFFMAN, York, Pa.

AN EXOTIC BORDER

The garden "fan" who likes to experiment with odd contrivances will be interested in trying this plan. Take discarded tire casings, pack them full of good, rich loam, and plant, six inches apart around the inner circumference, with the wandering Jew (Zebrina pendula). Set in the ground about four inches deep, rim to rim, they make a most picturesque border for a walk or path, and they can be used to hide unsightly spots when used singly.—W. P. STRANDBORG, Portland, Oregon.

TO KEEP POACHED EGGS WHOLE

Before dropping the egg into the boiling water whirl the water rapidly with a spoon and drop the egg into the hole at the center of the whirling water. This will hold the egg together until the heat coagulates the white. MRS. HERBERT H. ULRICH, Ainsworth, Nebr.

SAVORY BROWN GRAVY

The English are noted for the excellent roast beef they serve. Here is one of their tricks which always insures savory, brown rich-looking gravy. When the roast is in the pan ready for searing, place a tablespoonful of flour in a little mound at the side of the pan. Do not disturb this heap of flour until the roast is completed and you are ready to make the gravy. The flour, having been browned while the meat was searing and roasting, will add richness, color, and flavor to the gravy. MRS. E. R. ERSKINE, Akron, Ohio.

SPRAYING ROSES

My Roses were badly in need of spraying, but when I found it convenient to do the work, the weather was so windy that it made spraying impossible. I conceived the idea of knocking the bottom out of an old metal waste paper container and placing same over each Rose bush as I sprayed. If the bush is higher than the can, place a couple of rocks or bricks under the can to elevate it.—MRS. G. E. BRUCH, Roanoke, Wisc.

WINDOW SHADES FOR COLDFRAME OF HOTBED

Often it is desired to shade the coldframe from the extreme sun when the seedlings are young, and the usual practice is to throw

Fondant Candies easy new way!

EAGLE BRAND QUICK FONDANT

1¼ cups confectioners' (4x) sugar, sifted
¼ cup Eagle Brand Sweetened Condensed Milk
½ teaspoon vanilla

Blend sifted confectioners' sugar gradually into Eagle Brand Sweetened Condensed Milk, using fork. Add vanilla and continue mixing until smooth and creamy.

Fondant Variations: Use fondant between halved nut meats or as stuffing for dates. Or form into small balls and roll in chopped nuts, shredded coconut, grated chocolate, chopped candied fruits. Or flavor fondant with oil of peppermint or wintergreen, tint with vegetable coloring and form into round creams.

● Just blend 3 ingredients in a bowl! No cooking! No testing! And what creamy fondant you'll get! ● But *remember*—Evaporated Milk won't—can't—succeed in this recipe. You must use *Sweetened Condensed Milk!* Just remember the name Eagle Brand.

FREE! World's most amazing Cook Book!

Rotogravure picture-book (60 photographs) showing astonishing new short-cuts. 130 recipes, including: Lemon Pie Filling without cooking! Foolproof 5-minute Chocolate Frosting! Caramel Pudding that makes itself! 2-ingredient Macaroons! Shake-up Mayonnaise! Ice Creams (freezer and automatic)! Candies! Refrigerator Cakes! Sauces! Custards! Cookies! Address: The Borden Co., Dept. AH-45, 350 Madison Avenue, New York, N. Y.

Name_____
Street_____
City_____ State_____
(Print name and address plainly)
You can paste this coupon on a penny postcard.

Borden Quality

Spinet Grand
REG U.S. PAT. OFF.
BY MATHUSHEK

THE first really artistic small piano that does not dominate even the smallest room yet satisfies your desire for the perfect instrument both musically and decoratively. Reasonably priced. See it!

Send for booklet

MATHUSHEK EST. 1863
14 East 39th St. (Nr. 5th Ave.) N. Y.
Patents Applied For

If it isn't a Mathushek, it isn't a Spinet Grand

OZITE CREATES A NEW FINER, SOFTER RUG CUSHION!

Ozite

NEW
Circle Tread*
OZITE RUG CUSHION
—made by a new process called "SPRING-FELTING"

"Circle Tread" Ozite IS different, LOOKS different and is BETTER than any waffle rug pad. Look for the circles and the name OZITE.
*Patents Applied For

Softer . . . softer . . . miraculously softer . . . because "spring-felting" in the *new* CIRCLE TREAD design interweaves the hair into a cushion of tiny springs that offer greater resilience than ever before! Walk on it *once* and you'll want CIRCLE TREAD OZITE to make every rug feel *priceless* —and even old rugs seem new!

CIRCLE TREAD OZITE is permanently *moth-proofed; "Ozonized"* to prevent "stockyards smell;" felted to burlap with *adhesive center* to prevent lumping.

Three Weights of Circle Tread Ozite bring it within every budget—identified by Gold Tape (heavy); Silver Tape (medium); and Orange Tape (light). Look for the name in the fabric. Genuine Ozite is *guaranteed* to satisfy. Sold everywhere.

GUARANTEED as advertised in Good Housekeeping Magazine

CIRCLE TREAD Ozite
REG. U. S. PAT. OFF.
RUG CUSHION
There is only one Ozite—Look for this trade-mark

CLINTON CARPET COMPANY AH435
Merchandise Mart, Chicago
Please send me a FREE sample of new Circle Tread Ozite and your free booklet, "Useful Facts About Care of Rugs and Carpets."
Name
Address
City *State*

some burlap sacks or newspaper over the frame, but I have found that a more convenient method is to purchase a few common window shades in a ten-cent store and fit them to the underside of your sash with a few hooks at the opposite end, where they will always be ready for use the same as those on your windows indoors. The spring in the roller keeps the shade stretched tight.—LAWRENCE W. MILLER, St. Louis, Missouri.

LATE RADISHES

When planting late radishes, they will come up much quicker and be much nicer if the seeds are covered with sawdust instead of dirt.—MRS. F. C. WOOD, Ionia, Michigan.

FOR THE FISH POOL

I have found that keeping a few 22 shells, empty ones, in the fish pool, keeps the water pure and does not harm the fish or plants. The slowly corroding copper is the purifying agent.—MRS. WM. WOOLHISER, Council Bluffs, Ia.

FISH ODORS

I find that a sure way to remove the odor and taste from a pan or skillet in which fish, onions, or other "smelly" foods have been cooked is to simmer some vinegar in the vessel for a few minutes. If a few spices are added, the fragrant spicy smell will remove all odor from the house. PAULINE KELLY, Muncie, Ind.

HANDS AND HOUSEWORK

The housewife doing her own work need not have either rough or stained hands, if she will keep near the kitchen sink, a lemon cut in half, and a saucer or a cup of yellow corn meal. Pour the corn meal in the palm of the hand, and squeeze over it the juice of half a lemon, and then rub the mixture thoroughly into both hands, finishing off by bunching the fingers and pressing them into the still moist lemon. Rinse off the corn meal lightly, so as to keep the lemon juice in the skin. This will not only remove stains but will leave the skin soft and white and will thoroughly clean the nails. ELIZABETH URQUHART, Burlingame, Cal.

BIRD MANNA
for HEALTHY SINGERS

Keep your birds healthy, sleek and cheerful with this food-tonic and song restorer. For more than fifty years the one dependable bird specific . . . If your nearest drug store cannot supply you, simply send us attached coupon with 15c for your supply.

FREE 120 Page book on cage birds, profusely illustrated, mailed to you with each package of Bird Manna.

PHILADELPHIA BIRD FOOD CO.
Dept. H — 3rd and Callowhill Sts, Philadelphia, Pa.
Enclosed is 15c (coin or stamps) for which please send me Bird Book and package of Bird Manna.
Name
Address
City State

. . . this summer . . . away from the enervating heat of cities to the tonic coolness of the high country. Swap humdrum for carefree adventure; the same old scenes for glorious sight-seeing in the far-flung Rocky Mountains . . . Denver with its mountain parks and the canyons of Bear Creek, Turkey Creek, and Platte River . . . Colorado Springs, Pikes Peak and the alpine paradise of Rocky Mountain National (Estes) Park.

"GO BURLINGTON" *to Colorado*

The great ARISTOCRAT from Chicago (or the COLORADO LIMITED from St. Louis) takes you there in just a day and night. And your vacation really begins the moment you board one of these crack Burlington trains that give you speed and luxurious comfort combined with safety. *They'll be completely air-conditioned this summer—the Pullmans, dining cars, observation-lounge cars . . . even the reclining chair cars and coaches. Yet no extra fare.*

Special fares on the Burlington will be so low this summer that a wonderful vacation in the Rockies is within the reach of all.

Whether you travel independently or prefer to join a congenial group on an all-expense Escorted Tour, "Go Burlington".

Way of the Zephyrs
Burlington Route

Send This Coupon Today-
Burlington Travel Bureau
Rm. 1418 Burlington Bldg.
Chicago, Illinois

Send me your free illustrated booklets, rates and information about Colorado vacations.

Name
Street & Number
City State
☐ Check here if interested in all-expense Escorted Tour.

THE NATIONAL PARK LINE

FOR TEMPERAMENTAL BOILED FROSTING

If you have no candy thermometer you doubtless know how exasperating it is to have a boiled frosting refuse to get quite stiff enough to spread on a cake. I have found that adding confectioners' sugar until the right consistency is reached solves the problem nicely. FERNE G. FULLER, Utica, New York.

Be yourself

Josephine Avery Bates

IF YOU should have a sudden urge to give a luncheon or dinner don't be bullied by other people's conventions. Of course there are certain conventions taken for granted—such as making the least noise possible when eating crotons, or avoiding a wild stampede into the dining room when luncheon is announced. If, however you have conquered this much the rest will be easy.

If a supposed authority tells you that only white candles are proper, show your independence and try turquoise-blue. Try anything in other words, that has the smiling countenance of becomingness. Just because the stores offer an abundance of beautiful embroidered linens, which perchance you cannot afford, don't think you must stall off entertaining because you cannot own them.

Study what you have and make the most of it by playing up your own possessions. Take one of your favorite plates under your arm and trot to the best store in town. Lay it on this fabric and that until you find a becoming background that appeals to you.

When at last you pounce on a color—be it in linen, gingham, old brocade—imagine a cloth for it. If brocade should prove the thing but you cannot struggle to live up to anything so formal make only a runner of it for the center of the table. Brocade will be much more interesting than a runner to match the doilies and at least it will change your viewpoint. Simply turn the edge under and face with sateen to give the necessary weight.

I, myself, had a turquoise plate under my arm the other day when I ventured into the decorator's department. "I would like," I said "to spend two cents wisely. I want to invent a luncheon cloth which will be different. My idea is to

Quick Drying
"61"
FLOOR VARNISH
The "61" beauty treatment for SLIPLESS floors requires NO polishing, EVER. Heelproof, marproof, waterproof. Sold by paint and hardware dealers. Pratt & Lambert-Inc., Buffalo, N. Y.
PRATT & LAMBERT
PAINT AND VARNISH

INCREASE THE CAPACITY OF YOUR CLOTHES CLOSETS
The NEW On-a-Door PORTABLE GARMENT HANGER

HANG IT OVER TOP OF DOOR, no nails, no screws. Utilizes space on back of closet door. Holds 10 to 15 garments. Also ideal for kitchen or laundry door when ironing. Ask your department store or order by mail: single hanger 50c, plus 15c postage; two for $1 postpaid.
Dealers, write us
C. LEIDGEN CORP. Dept. B, 6527 Russell St. Detroit, Mich.

Zip-in Fly Screens
IN OR OUT IN A JIFFY

INEXPENSIVE, FRAMELESS ALL-BRONZE SCREENS
Easily handled from inside. Only four screws and screw driver required. All-bronze rustless construction throughout. No painting. To clean just dip into tub of soapy water.
COVERS ENTIRE WINDOW
Zip-in Screens are full-length permitting either top or bottom window sash or both, to be open Pat. apd. for —thereby providing better ven-on. Window washing is made easier. Packed individually in 3" square container. Requires only small storspace. Stock sizes to fit all standard openings. Write older A and name of nearest building supply or lumealer.
THE CINCINNATI FLY SCREEN CO.
cinnati, Ohio Over Half a Century of Service

Yes, Irene, I've tried it and It's wonderful!"
That's what they all say when they ust this new way... with paper. I ant you to try it. It's as soft as old oth and treated with fine furniture olish. You polish as you dust. rabs the dirt and holds it. Write e today and I'll send ou a free sample. ddress, Irene Barnes, ept. H.A.
THE MARK KVP OF VALUE
AMAZOO VEGETABLE PARCHMENT CO. CHMENT (KALAMAZOO COUNTY) MICHIGAN

High School Course in 2 Years
complete your High School education at home—in 2 less. Course meets all requirements for entrance to nd leading professions. Standard H.S. texts supplied. s awarded. Full credit for H. S. subjects already com-Send for Free Bulletin TODAY. No obligation. an School, Dept. H-495, Drexel at 58th, Chicago

the right shade of something washable and trim the edge with white ball fringe." The only thing which limited my choice was that the width of my table called for fifty-inch material.

The decorator, who was a very good one, looked up at me so quickly that I thought—"She thinks me a little off." Instead she said, "I wish more people would do things like that. It's such fun, and one discovers such amusing things."

We got our heads together and pored over her books of samples. A lovely fuchsia color of washable chintz caught our eye, for by this time our eyes were as one. We placed the turquoise plate on a bit of white, placed the white on the fuchsia chintz and the effect was pleasing and distinctive. I surprised myself by choosing it.

When the cloth was finished with the white ball fringe hanging just off the edge of the table, the set-up was as follows: The centerpiece—an old-fashioned basket-like bowl filled with fuchsias. White service plates, with lace-like edge, frame the smaller ones of turquoise blue. On these rest covered soup bowls of creamy tone. White Colonial goblets are the choice for the day, with plain white napkins beautifully ironed to bring out their monograms in bass relief.

If you would change from fuchsia, try a cloth of a deep bright blue with the same ball trimming on the edge. Use white settings if you have them, but if you are not so fortunate, the right shade of shell pink or yellow plates will be lovely.

The runner for the longer, more formal table was pondered over next. The same plate was considered, because in this family all things have to be combined at different times and in different ways. Looking for something to go with cobalt goblets with crystal stems, a bit of honey-combed velvet in soft corn yellow put in an appearance. Can't you see it? An elongated luncheon table with yellow velvet runner, the honeycomb pattern making it less pretentious—in fact, no more so than corduroy is for sports wear. At each end a pair of white opaque glass vases with hands holding the cones for flowers (here again fuchsias would be lovely, drooping over the side giving a Victorian touch.) In the center, a bowl of fruit is combined to bring all colors in harmony. Perhaps the day is gloomy and the glow of candles would give a welcome light. A three-branch candlestick might be used in place of fruit giving a touch of grandeur.

With thought, the appearance of much can be produced with little and your guests will never be bored by conventions if you will but *be yourself.*

LEARN TO BE Charming
"THE SMART POINT OF VIEW"
A BOOKLET—WITHOUT COST

Margery Wilson
America's authority on Charm. Personal adviser to eminent women in all walks of life.
How much charm have you? Just what impression *do* you make? Grade yourself with Margery Wilson's "Charm-Test." This interesting self-analysis chart reveals your various personal qualities by which others judge you. The "Charm-Test," together with Miss Wilson's Booklet, "The Smart Point of View," will be sent to you without cost or obligation. This offer is made to acquaint you with the thorough, quick effectiveness of Margery Wilson's personalized training by correspondence. Intimate. Private.
A FINISHING SCHOOL AT HOME
In your own home, under the sympathetic guidance of this distinguished teacher, you learn the art of exquisite self-expression—how to walk, how to talk, how to acquire poise and presence, how to project your personality effectively—to enhance your appeal. Margery Wilson makes tangible for you the elusive elements of Charm and gives you social ease, charming manners, finish and grace—the smart point of view.
To receive the Booklet and "Charm-Test" write to:
MARGERY WILSON
1145 FIFTH AVENUE 30-D NEW YORK



SPECIAL
This Beautiful $15.00 ORIGINAL EDITION
Now Only
$5.95
Just a limited number of these gorgeously illustrated $15.00 books remain—the original Limited De Luxe Edition—and they now are offered to readers of American Home at this bargain price! No need to send any money!
THIS big 9 x 11½ inch book—illustrated with over *400 actual photographs* and 32 plates *in full color*—tells the fascinating story of the hand-woven decorative floor coverings of Spain, France, England, Scandinavia, Belgium, Holland, Italy, Germany, Austria, Early American—and of the machine-made carpets and rugs of modern Europe and the United States.
How were rugs made in the olden days; how today? What is behind the graceful designs of the lovely French Aubusson, the Acanthus border, the English Tapestry Rug, the Early American Hooked Rug, the exotic Spanish-Moorish motifs? How much do you know about the handsome *modern* designs?
Here is the whole intriguing history of materials, designs and making of rugs and carpets from the very beginning to the present day!
SEND NO MONEY with this coupon unless you wish to. YOU MAY RETURN the book unless 5 days' examination makes you want to keep it. Since this is the original $15 Edition and the quantity available at only $5.95 is small, we urge that you mail this coupon AT ONCE. Garden City Publishing Co., Garden City, N. Y.
GARDEN CITY PUBLISHING CO.
Dept. 84, Garden City, N. Y.
Please send me one of the original $15.00 volumes of *European & American Rugs and Carpets*. When the book is delivered I will deposit $5.95, plus postage charges, with the postman. If I am not delighted, I have the privilege of returning the book in 5 days for refund.
Name
Address
City State
☐ Check here if you are ENCLOSING $5.95 with this coupon, thus saving C. O. D. and postage charges. Same 5-day, money-back privilege applies.

NEW! Dwarf Hybrid Border

ASTERS

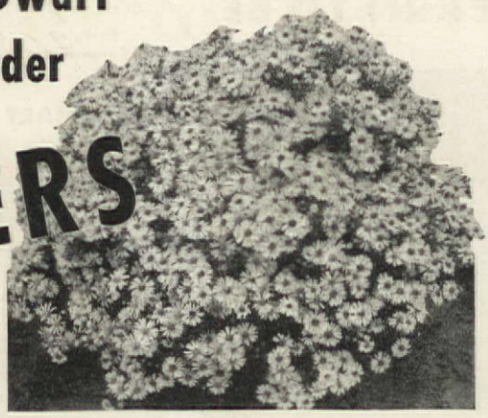

A FASCINATING novelty of compact growth, only 9 to 12 inches high. Fills a long-felt need for a dwarf, free-flowering plant for fall blooming. Ideal for border, bed and rock garden. Covered with colorful blooms from early to late September. Six distinctive varieties that will delight the gardening fan:

COUNTESS OF DUDLEY—Charming clear pink.
LADY HENRY MADDOCKS—Light-pink blooms.
NANCY—Well-rounded bushes; flesh-pink flowers.
RONALD—Rose-pink buds followed by charming lilac-pink flowers.
SNOWSPRITE—Semi-double white blooms.
VICTOR—Clear lavender-blue flowers.

Plants 45c each; the set of six for $1.95, postpaid

DREER'S 1935 GARDEN BOOK *of 200 pages should be in every gardener's hands. Sent free upon request.*

HENRY A. DREER
15 Dreer Building Philadelphia, Pa.

proved

"THE LAWN MOWER STANDARD OF THE WORLD!"

57 years of service in every country where grass is cultivated have PROVED Pennsylvania *Quality*.

This same standard of quality—never lowered—is offered you in the 1935 models, *plus* every mechanical improvement that we are convinced will make your new Pennsylvania cut easier, and last longer. Look for the trade mark on the handle. Get "Pennsylvania Quality", and be sure of better grass cutting—at less cost.

ALL PRICES, SIZES AND TYPES

See the Pennsylvania Display at your Dealer's Today

"A lifetime of Service"
PENNA. JR.
(Ball Bearings)



Crucible steel blades cut toughest, thickest grass.

PENNA. ORCHID



Competitively Priced—Quality Built for years of service. Self sharpening blades. Ball Bearings! 17-in. size.

PRICE (Phila.) $11.50

"STA-TITE" HANDLE
Identifies Pennsylvania Quality mowers. Look for it.

PENNSYLVANIA
QUALITY
LAWN MOWERS
PRIMOS PENNA.

Garden facts and fancies

Leonard Barron

WHENEVER something new is introduced to the garden, a whole flock of "doubting Thomases" arise to ask a multitude of questions. "Will it be hardy?" "Will it grow on ordinary soils, or must it have acidity?" "Will it harmonize with the other things that we have in the garden, etc., etc." And the points are well taken, too.

We cannot always foretell what experience further acquaintance will reveal. It takes a long time to measure the adaptability and the suitability of trees and shrubs. A lifetime is none too long for many a tree to find out just how well it fits. The Siberian Elm is a case in point. It is still looked upon somewhat dubiously by many people but one obvious fact is that it is a dry soil plant. Don't put the Siberian Elm along streams or even moist boggy lands and expect it to do its best.

It is a superb tree. Perhaps one of the best specimens extant anywhere is the original plant standing on the campus of the State University of Iowa. That now has all the dignity and character of age and maturity and was successfully moved, a large tree, not so many years ago when building expansion threatened its destruction.

In the East, the necessity for such tree was not greatly felt and, therefore, it was looked upon very critically, but given its proper situation, it is surely a handsome desirable tree. I know of one section in Westchester County, New York, where it is planted along a parkway and where it is doing pretty badly because the parkway follows a river bed and on the rising land, immediately adjoining, where the soil is definitely much dryer, the tree has lived up to its better reputation.

It is a fast grower and soon gets character. It isn't immune, however, to the elm beetle which at one time was claimed for it and it is doubtfully resistant to the Dutch Elm disease which is spreading in a most devastating manner through the native Elm in a great many sections. Here's hoping that it will not reach the glorious native Elms of New England. Unfortunately the beetle is the definite carrier of the disease.

We have seen one species of Chestnut disappear well within the memory of the present generation and despite occasional second growth appearance and even fruiting here and there it seems unlikely that that species will repopulate the territory that it once so greatly adorned. Still, that is but the history of the world. Species come and species go. It is rather interesting for those who think of it in this light that we should have had the opportunity of actually seeing such a change in the country.

Many new shrubs, chiefly from Central Asia, have been offered to the gardener within the last few years, largely from the collections of such men as Wilson of the Arnold Arboretum, Purdom, Rock, Meyer all American plant collectors and the trials are by no means complete. It takes a great many years for a new claimant for favor to become sufficiently widely distributed to be thoroughly well tried out and properly evalued.

Perhaps more than anything else the winter of eighteen months ago (1933–4) put the acid test of hardiness to a great many of these shrubs. Some of the most desirable that seemed to have been well enough adapted suffered more or less. They were cut to the ground in many cases although the root may have survived. It is exhilarating, therefore, to get a report of number of the more modern shrubs that have not only resisted extreme temperatures in the Hudson Valley 34° F. at Poughkeepsie, to be exact on the campus of Vassar College but which were also intrinsically worthwhile and as individual plants have outstanding personality and attractiveness. I am glad to offer the following list of a dozen plants which have come through and every one of which is worthwhile.

Berberis dictyophylla; outstanding with chalky-white stems and under side of leaves. Beautiful scarlet leaf coloring in fall.

Berberis koreana; strong upright grower, good foliage, highly colored in fall, and lasting clusters of bright red fruit.

Cotoneaster rosea; large shrub graceful habit, pinkish red fruit in abundance.

Cotoneaster zabeli var. miniata graceful habit and striking orange red fruit.



Of interest to those "furnishing" their garden as well as planting it is this no bench made by Evan R. Ellis of Granville, N. Y. It is constructed of concr with selected random pieces of naturally colored slate laid on the top and si

No ordinary fertilizer can do all these things for your garden



Many different food elements are needed and it's the soundest economy to use a plant food that supplies them all

GROWING PLANTS, say authorities, need as many as eleven different food elements from the soil. But many fertilizers—bone meal, manures, refuse products—ordinarily contain only one or two of these elements.

Vigoro, the complete plant food, makes available *all eleven* of these needed elements, in scientifically balanced proportions.

Thus with Vigoro you run no risk that your money and effort may be wasted, as you must with cheap, incomplete plant foods.

Thousands of home gardeners have been getting thrilling results from Vigoro for eleven years. Lawns *thick* with grass. Masses of vividly colored flowers. Thriving shrubs and trees. Small wonder that Vigoro is by far the largest selling plant food on the market.

Vigoro is sanitary, odorless, safe. Apply it by hand or with an inexpensive Vigoro spreader.

Give your entire garden a square meal of Vigoro *right now*. See how this *complete* plant food with its eleven different food elements overcomes the troubles you've had in other years.

1. To become thick, uniform turf, your grass has to have plenty of food. And like a child, it needs a balanced ration. A feeding of Vigoro just as soon as the frost is out of the ground, followed by reseeding, will work wonders—because Vigoro supplies *all eleven* of the food elements needed from the soil, and in scientifically balanced proportions.

2. Grass roots become active earlier than do weed roots. A feeding of Vigoro as soon as the frost is out of the ground will give the grass such a quick, healthy start that weeds will find little room to grow. But it takes a very thick turf and matted roots to choke out weeds—the kind of grass that results only from feeding with a complete, balanced plant food.

3. Top growth alone does not make a good lawn; it is too easily burned out. But by feeding Vigoro you can assure your grass a generous supply of calcium and phosphorus and other elements, which aid greatly in developing a deep, matted root system . . . roots that extend far down into the cool earth where water lingers longer.

4. Flowers lacking in color . . . blossoms sparse and poorly formed . . . stems spindly, easily broken . . . foliage scant and faded . . . these are symptoms of *starvation.* Your flowers need magnesium, calcium, iron, phosphorus, nitrogen, manganese, potash and other elements, in order to build green chlorophyll; to develop stiff, sturdy stems; to put vivid color into blossoms. By feeding Vigoro you can make sure that *all* these essential elements are present in balanced proportions.

5. Just as a child's resistance to infection can be built up by vitamin A in his diet, so a plant's resistance to disease may be increased by feeding with a plant food containing potassium. Vigoro supplies this element, as it does all the others your growing plants need from the soil.

6. Trees and shrubs are too often neglected, even when their scanty, faded leaves indicate clearly that they are half-starved. A square meal of Vigoro will quickly restore their deep green color and luxuriant foliage—because Vigoro supplies *all* the food elements your trees and shrubs need.

7. It takes more than good seed and hard work to produce really fine vegetables. They grow only in soil that contains *all eleven* essential food elements. Thousands of home gardeners feed Vigoro, the complete plant food, to get more delicious vegetables, earlier, and more of them!

Feed everything you grow . . . with

VIGORO

ON THE RADIO! THE MASTER GARDENER presents this season a series of practical, helpful talks on your gardening problems. Accompanying the talks will be a brilliant musical program, featuring Mario Chamlee, foremost lyric tenor. "The Garden Hour"—Sundays, 2:30 to 3 P.M., E.S.T., NBC Red Network.

THE COMPLETE PLANT FOOD THAT ASSURES REAL BEAUTY IN LAWNS AND FLOWERS

6 Rare ANNUALS for Your Cutting Garden

If you go in for the gentle Art of Flower Arrangement (and who does not), this little collection will give you a wealth of choice material.

Zinnia Eldorado—Pure salmon-apricot of the Dahlia flowered type. An exquisite shade. **Pkt. 50c**
Chrysanthemum Mawii—A new hardy single pink daisy Chrysanthemum which flowers the first year from seed. **Pkt. 50c**
Scabiosa Double Cattleya—Large fluffy flowers on long stems with beautiful orchid tone of the Cattleya Orchid. **Pkt. 35c**
Schling's Double Hyb. Senecio Purple Violet—Like Pompon Chrysanthemums. Extremely graceful. **Pkt. 40c**
The Famous Orchid-flowered Dahlia—Blooms in 3 months from seed. Lovely single star-like flowers on long stems. Charming colors. **Pkt. 35c**
Schling's Candelabra-flowered Salpiglossis—Grow like hollyhocks on strong central stem. Flower freely along upper portion ending in a veritable bouquet of large and richly colored flowers. **Pkt. 25c**

THE COLLECTION: 1 each of the above **$2.00**

HARDY LILIES

that deserve a choice Spot in your Garden.

3 Regale (Regal Lily)—Long white trumpets touched with rose. Center, canary-yellow. 3-4'. **$1.00**
3 Auratum (Gold Banded)—Pure white petals, dotted with maroon, banded with golden yellow. 5-6'. **$1.35**
3 Speciosum Rubrum—A lovely autumn Lily, satin white, heavily dotted with deep pink. **$1.35**

All first-size, mammoth bulbs
3 bulbs each (9 in all) $3.00
6 bulbs each (18 in all) $5.50

Schling's Bulbs

Max Schling Seedsmen, Inc.
Madison Ave. at 58th St., New York City
"A Book for Garden Lovers"—35c

Eclipse HAND AND POWER MOWERS

Perfect Lawn Maintenance at Lowest Cost

Eclipse Power Mowers are compact, precision-built, mowing units of proven quality, economy and superior performance.

Three Outstanding Power Models . . . all with positive adjustment, self-sharpening feature, easy-starting, Briggs & Stratton 4-Cycle Automobile-Type Engine.

Little Giant — 20" Cut
Utility Special — 21" Cut
Heavy Duty — 25" Cut

Priced from $137.50 up f.o.b. Factory. Eclipse Hand Mowers . . . the only mowers with Automatic, Self-Sharpening and Finger Tip Adjustment. Save yearly sharpening and adjusting expense. **$13.50. Formerly $18.00. Write for Name of the Nearest Eclipse Dealer.**

ECLIPSE LAWN MOWER CO., Mfrs.
135 Adams Street, Prophetstown, Ill.
Please send me name of nearest dealer.
I am interested in — (please check)
☐ Hand Mowers ☐ Power Mowers
Name .....
Address .....

Forsythia ovata; earliest and hardiest of the golden bells which for all their glory are often doubtfully bud-hardy. This newer introduction excels in resistance to frost.

Lonicera syringantha; semi-prostrate habit, fragrant tubular flowers.

Diervilla florida venusta; graceful habit and free flowering.

Neilla sinensis; good habit. A plant closely related to the Spiraeas and Stephanandra; in fact, might be approximately described as a pink Stephanandra. A beautiful plant indeed.

Robinia Kelseyi; very handsome. From the mountains of North Carolina, it is true, but quite resistant in the North. It resembles the better-known purple Robinia hispida.

Exochorda giraldii wilsoni; free flowering and handsome. The individual flowers much larger than in the old-time Pearl Bush of which it is indeed a qualified example.

Syringa Meyeri; free flowering when small, second flowering late.

Symphoricarpos chenaultii; very graceful habit, holds foliage late, not free fruiting with us, but good as a "facing" shrub.

Incidentally, it may be stated that some of these plants, or rather branches of them, adorn my living room throughout the entire winter; particularly the chalk-stemmed Berberis. The same for Zabel Cotoneaster which lent winter brilliance throughout the season and the Symphoricarpus has the delightful habit of providing a good green foliage though completely dried; but of them all the Chalk-stemmed Berberis dictyophylla has been particularly gracious. I commend it to you!

National Garden Week

National Garden Week is observed in the third full week in April. This year, the 21st to the 27th, inclusive. When this originated several years ago in an effort to coordinate the activities of various organizations in thinking simultaneously of the activities of the garden, the movement was wholeheartedly received and endorsed particularly by the National Garden Association which has since ceased operation and by the Federation of Women's Clubs.

It is one of the legacies of the old Garden Magazine of which The American Home is the continuation and successor. National Garden Week is still a potent force. Let us not forget that the coördinated work of organizations turning their thoughts to garden activities in this month can be made still more potently forceful even than it has been in the past.

Obviously it served its purpose and though in more recent years there has been no concerted effort, no organized movement, to maintain the activity of National Garden Week, yet the fact of its being seems to have taken root firmly and definitely. What are you doing in your own community to keep up the good work?

Hardy Phlox

If you want something outstanding in Phlox send for this list.

5 BEST STANDARD SORTS:

Independence, White; **Jules Sandeau**, Pink; **Rynstrom**, Pink; **Arnold Turner**, Red; **Rosenberg**, Purple.

3 CHOICE SEEDLINGS:

W. G. Harding, Scarlet; **Asa Gray**, Rose-Pink; **George Mandel**, Large Pink.

Out of 2¼ inch pots sure to bloom this summer. The above 8 varieties for $1.00 postpaid. Send for complete list.

W. F. SCHMEISKE
Hardy Phlox Grower
KIRKWOOD, N. Y.

ORDER TODAY!

ONLY A LIMITED STOCK AVAILABLE

The NEW and Striking DAHLIA

BONNY BRIGHT

This lovely new dahlia of the formal decorative type is old rose in color. The firm and sturdy stems are an unusual feature in themselves. Bushes average 3 ft. in height and produce an abundance of blooms. Bonny Bright is one of the first to bloom, and its perfectly-formed flowers last till frost.

Only a limited stock available. Roots will be supplied at $1.50 each as long as possible after which plants will be furnished.

DON'T MISS OUT ON THIS BEAUTIFUL ADDITION TO THE GARDEN. ORDER NOW!

Send for our 1935 Catalogue

Dept. 35
518 Market Street Phila., Pa.

MICHELL'S SEED HOUSE

Zandbergen Bulbs—

the *best* only of Tulips, Daffodils and every other kind of flowers grown from bulbs.

Write for our catalog "Greetings from Tulipdom" ready in April.

ZANDBERGEN BROS., Inc., *"Tulipdom"*
3 Mill River Rd., Oyster Bay, L. I., N. Y.

Trade Mark

Distinctive, Unusual
DELPHINIUMS and IRIS
AMERICA'S and ENGLAND'S
Best and most beautiful varieties
Real PRIZE WINNERS
A new race of tall WHITE DELPHINIUM HYBRIDS
TIGRIDIAS or MEXICAN SHELL FLOWER

No flowering bulbs give more richly colored flowers of exotic beauty; bloom all summer long, hardy anywhere. Top size bulbs $1.25 per doz. postpaid. Assorted colors. ROSE-PINK and ORANGE, 2 new Hybrids $1.50 per doz. **ENGLISH MIGNON DWARF DAHLIAS:** 20 ins. high. One of the very best Floral introductions. Easier to grow from seed than asters or stock. SOWN IN MARCH THEY BLOOM IN JUNE. A lasting cut flower. Seeds 25c per pack; ⅛ oz. 50 cts.

Our illustrated catalog is free to all garden lovers
PUDOR'S Inc., *Seed & Bulb Specialists*
Puyallup State of Washington

Burpee's Garden Book free!

Complete garden handbook describing all best flowers and vegetables. Hundreds of illustrations. Gardening information. **Low prices. Burpee's guaranteed seeds.** Write for this valuable free book. Burpee's Double Hybrid Nasturtiums, hybrids of Golden Gleam, all colors in mixture. New low price, pkt. 25c. Write today.

Mail Coupon for Free Book

W. ATLEE BURPEE CO.,
126 Burpee Bldg., Philadelphia.
☐ Send Burpee's 1935 Garden Book free.
☐ Send 1 pkt. Burpee's Double Hybrid Nasturtiums 25c.
Name .....
R. D. or St. .....
P. O. ..... State .....

Does Poison-Ivy Poison You?

Every year from summer through fall there comes a wail from the multitude who suffer from Poison-ivy. It is really a pity that such an intrinsically handsome plant should also have such a sinister side. Not only is the foliage handsome in full growth when as a vine clinging over tree trunks or trailing on the ground it furnishes the countryside but also its fall color is one of the real beauties of rural America. But, its bad attributes are sufficient for a general condemnation.

Every year the discussion as to what to do for Poison-ivy poisoning arises. No need to describe the symptoms, we are all too familiar with them. It is said, sometimes, that the juice of the Jewell-weed rubbed on the afflicted spot is a remedy. Dr. Ralph Benedict of the Brooklyn Botanic Garden tried that experiment on himself with the result that in his case the Jewell-weed actually aggravated the poisoning!

Dr. Robert T. Morris whose horticultural researches have led him particularly into the field of nut trees, himself a practising physician for many years, has contributed his observations to the subject remarking that as a result of his experience he is justified in saying that the claims of the benefits of the Jewell-weed may be true but that reaction will differ with different individuals. Dr. Morris states that while in some cases it may cure, in other cases it may aggravate like other Poison-ivy cures. That is the interesting observation.

The large drug houses have put on the market a multitude of poison-ivy remedies which vary greatly in character. Dr. Morris wrote to many of these firms asking for reports from correspondents and the general answer was to the effect that each remedy had been received enthusiastically by those who had failed to obtain relief from other preparations. In other words, any given remedy may work sometimes but doesn't work always. An application of any one of these remedies might be effective in one stage of the poisoning and aggravate it in other stages. "The only remedy we know about," says Dr. Morris "which is helpful in all three stages of ivy poisoning is a powdering of the affected region with thymol iodide and then brushing melted paraffin over the powder." And then there is a further complication, according to the learned doctor, that quoting from Professor McNair who states that the epithelium of the kidneys has the same affinity for ivy poison that is shown by epithelium of the skin, which may be created and about which the victim realizes nothing whatever.

Apart from its poison affiliations and its beautiful autumn color, we should remember also that the poisonous Sumacs furnish abundance of winter food for the birds. Farm animals and deer eat and browse on the leaves without any injury it seems. The best control is to destroy the vines by pulling them up. G

New pink Phlox Columbia
Plant Patent 118

The New
PHLOX

less a famous authority than
. Francis King declares this
x Columbia is "by far the
t produced in 20 years."

a gorgeous vibrant pink with
y faint blue eyes. Immense
clustered flower heads. Foli-
is both mildew and bug pest
Think of that!

grower. Absolutely hardy.
lorious Phlox in *every way*.
log shows it life-size in full
. Prices unusually reasonable
o fine a new thing. Send for
og.

ly restricted. Avoid disap-
tment by ordering early. Just
ndly suggestion.

PRICES
Single plants, 50c.
for $1.25 12 for $4.50

New — PHLOX COLUMBIA
— BARBERRY MENTORENSIS

Grown exclusively by Wayside Gardens are these truly remarkable new patented plants. None are true to name or genuine without patent labels attached to plants.

Assisting us in their introduction are:

Jos. Breck & Sons, Boston
H. F. Michell, Philadelphia
Bristol Nurseries, Bristol, Conn.
Vaughans' Seed Store, Chicago
Storrs & Harrison, Painesville, Ohio
Max Schling — Peter Henderson — Burnett Bros. — Muller-Sealey — W. E. Marshall, of New York City.

Other *New* Things

Besides the new Phlox and new Barberry our catalog shows a wealth of other new and rare things. Not at all the usual so-called novelties. But ones of proven merit beyond any question.

Among them are the perky Dwarf Border Asters; that jolly Pink Pin Cushion Mum; and those truly choice imported Korean Chrysanthemums.

Send for catalog. See for yourself. Get your plants this year from America's greatest reputation nursery. Also send to us for our Sutton's Seed Catalog. It will open your eyes.

Wayside Gardens

12 Mentor Avenue, Mentor, Ohio
Owners: Elmer H. Schultz and J. J. Grullemans
America's Finest Plants and Bulbs

Reg. U.S. Pat. Off.

The New
BARBERRY

At once let us tell you that it thrives equally well in acid or alkaline soil. Has the ear-marks of a broad-leaf evergreen and retains its rich, glossy foliage practically the year around.

Upright growth, heavily thorned. Ideal hedge. Requires no trimming. Great for foundation planting. Just a grand shrub in every way. Bound to be in great demand. So with friendly intent may we again suggest early ordering to avoid disappointment. Shown in natural foliage color in catalog. Send for it.

Price for 2 ft. Plants
Single Plants 75c.
12 for $6. 100 for $45.

New Hardy Barberry Mentorensis
Plant Patent 99

ROSE BUSHES 35¢

5 DIFFERENT COLORS

h of Crimson, Scarlet, Pink,
nd Yellow. Five hardy, ever-
ng Roses by prepaid parcel
only 35c or 15 for $1.00.
low and give date you want
ipped.

VARIETIES FLOWERS 10c

ur seed and nursery book into the hands of flow-
ers, we send our big Bargain Flower Garden
of *300 Varieties of Flower seeds* for only 10c.
tal Flower Garden 50 handsome varie-
n Japan and China, entirely adapted to our
10c.
nial Flower Garden 25 varieties hardy
ls, 10c.
Any one of these seed bargains for 10c;
all three for 25c; all three and the
5 Roses for 60c. Everything postpaid.

GESS SEED & PLANT CO.
F. R., Galesburg, Michigan

GROW BABY GOLDFISH IN YOUR POOL
6 Choice Water Hyacinths
1 Yellow Mexican water Lily **$1.00**
A Real Value. Postpaid in U. S. Should be in every pool garden. Easy to grow. Water Hyacinths produce magnificent spikes of orchid textured flowers. Ideal plants for goldfish propagation. Our free combination catalogue and handbook tells how, and lists over 300 fish, water plants, lilies, scavengers, and pool and aquarium accessories at new LOW prices.
Lakeview Ponds 5585 Colerain Ave. Mt. Airy, Cincinnati, Ohio

DON'T GUESS— KNOW!

KE guessing out of your flower garden this
ar. Know exactly when to plant. Know
tly what to expect. Know that your ex-
tions will come true. Mandeville Seeds
riple-tested for germination, quality of
rs and completeness of mixtures. *And*,
very packet is a map telling when you
d plant that variety in *your* garden. Over
00 Mandeville dealers with complete
ment and a wealth of new varieties. Send
ree copy of new booklet GARDEN
NS. Helpful, valuable, original. A post-
will bring it.

DEVILLE & KING CO., ROCHESTER, N.Y., Dept. L.
Flower Seed Specialists for 59 Years

PETERSON ROSES

need no blare of trumpets to proclaim their goodness. Year after year, they are the first choice of experienced Rose planters.

Send for

"A Little Book About Roses"

(32nd annual issue)

The Rose Catalog—and more—that describes, and illustrates in color, the best new and standard varieties and their culture.

FREE to New England, the North and Middle Atlantic and Mid-West States. 25c elsewhere.

GEORGE H. PETERSON, Inc.
Rose Specialists for 32 years
Box 50 Fair Lawn, N. J.

WATER LILIES

***NEW* 1935 Catalog FREE ON REQUEST**

. . . YOU can have splendid Water Lilies from every climate of the world in your own garden at small trouble and expense. Little wonder that Lily Pools have captured the fancy of home lovers everywhere. Write for our FREE 1935 booklet of water gardening. Our northern grown lilies are hardy. Expert selection assures you of fine plants

Try our BIG VALUES in pool Collections

Special No. 1 — FOUR LILIES —(Attraction, Paul Hariot, Marliac Albida, Marliac Rosea)—all choice first quality plants, **$5.60**

Special No. 2—THREE LILIES—(Sioux, Rose Arey, Marliac Albida) —all choice first quality plants only..... **$3.60**

Hundreds of good values in our new 1935 booklet. Send now for your copy and order promptly for early delivery.

EVERGREENS Our huge nurseries have developed thousands of the choicest specimens of popular evergreens—a wonderful opportunity to complete YOUR planting plans. Fully described in our new FREE catalog.

● **HOOSIER AQUATIC GARDENS (Affiliated with Grassyfork Fisheries, Inc.) 135 E. Morgan Street, Martinsville, Indiana. SHIPMENTS ALSO** made from SADDLE RIVER, 190 W. Saddle River Road, New Jersey . . . and from HAMILTON, ONTARIO, Canada (Corner Queen and York Streets).

A QUALITY POWER MOWER

. . . for Suburban Homes and Small Estates

Cutting Width 20 inches

NOW ONLY $125.00

This improved "SIMPLEX" is the result of the same engineering skill and craftsmanship that have stamped "Jacobsen" Power Mowers as leaders in the field for years. At the new low price of $125 it is an outstanding Power Mower value. Easy to handle—the "Simplex" has the strength and stamina to insure long, repair-free service.

There are other Jacobsen Models—for lawns of every size—in both wheel and roller types—with cutting widths ranging from 20 to 66 inches.

You can receive complete information from the Jacobsen Representative in your locality—or by writing for the catalog of new 1935 models.

JACOBSEN MANUFACTURING CO.
742 Washington Ave. Racine, Wisconsin
New York Office, Dept. M—101 Park Ave.

JACOBSEN POWER MOWERS

ROLL YOUR LAWN

With the
DUNHAM
WATER-WEIGHT
ROLLER

THE BEST WAY TO GROW RICHER GRASS

IT is not difficult to cultivate a smooth velvety lawn of sturdy, rich grass. The first requisite is rolling—light roller pressure in the spring when seed is sown and when the frost leaves the ground and tends to loosen roots—then heavier pressure as the ground hardens. This is easy with the genuine DUNHAM ROLLER. Its hollow steel drum is quickly filled with water or sand to any weight. For greater strength and ease of operation it must be a DUNHAM ROLLER. Many sizes, moderately priced — at Hardware, Seed, and Department Stores.

FREE BOOK
"THE PROPER CARE OF LAWNS", Authoritative, Instructive, and Illustrated, 24 Pages. Write for free copy.

Dunham Lawn Roller Co., Inc.
113H Chambers St., New York, N. Y.

In Canada:
16 des Erables Blvd.
Lachine, P. Q.

DUNHAM WATER WEIGHT ROLLERS

A Garden Full of Gladioli for $2.00

Beautiful—colorful—easy to grow, the Gladiolus is one of the most satisfactory of flowers. A few bulbs planted each month from April to July give gorgeous blooms from July right thru to frost.

50 High Quality Bulbs of our Grand Prize mixture—*every conceivable color included... A garden full of beauty...* **$2**

Order Bulbs now for Spring planting. Simple cultural directions in each package.

Seed Annual free on request

Mail coupon below...C.O.D., check or money order to

Stumpp & Walter Co.

132 to 138 Church St.
NEW YORK CITY

Branch Stores:
White Plains, N. Y.
Stamford, Conn.
Newark, N. J.
Englewood, N. J.
Hempstead, L. I.

Stumpp & Walter Co., New York City A
Please send me a Garden Full of Gladioli..$2.

Name.....

Address.....

City.....*State*.....



You gardeners who have never used Peat Moss will be amazed when you discover how it lightens your work and improves what you grow. It's the ideal mulch and humus. Improves any soil. Lets plants breathe. Makes the earth they grow in more porous and absorbent, a better water reservoir. Discourages weeds.

But, be sure you get genuine Swedish Peat Moss, *vacuum cleaned* to remove excessive dirt, dust and fibre. Its live, resilient cell structure guarantees a more porous, fluffy and absorbent humus—more bushels per bale—finer granulation—less labor to use because it does not cake... *requires no breaking up.* Mail coupon below for interesting leaflet and dealer's address.

Premier Peat Moss Corp.
150 Nassau Street, New York City
Mail me leaflet telling how to use Peat Moss in my garden the year round.

Name.....
Street.....
City.....*State*.....

B-4

Premier Certified Swedish

Look for this "Certified" seal—your guarantee of quality and value.

PREMIER *Swedish* PEAT MOSS

the work done by someone who is immune, and there are plenty such, or the hands and arms may be made temporarily immune by washing them in one of the several solutions of astringent iron salts and allowing the solution to dry. Or dust the leaves with calcium chlorate when the dew will catch and hold the powder. Later in the day the plants may be sprayed with water and the calcium chlorate powdered when the sun is shining. For one or two days subsequently the plants may not appear to be dying but a week later will be found to be completely dead—roots and all.

The doctor warns against the careless use of calcium chlorate in its powdered form because when employed as a solution it may get on the clothing and when dry and exposed to the sun that may lead to spontaneous combustion—not so good. Calcium chlorate may be had at seed stores in perforated sifter boxes under various trade names and in convenient packages but at the factory in large quantities, 50 lbs. can be had for $10, so it isn't an expensive remedy; but it must be handled with care. Powder sprinklers may be easily improvised.

Teammates for the flower border

[*Continued from page 331*]

many of them are weedy and uninteresting. But they came on their own initiative and have demonstrated their worth. A gay trick they played. Hidden down below the canopy of the Junipers during the latter summer only to jump up for a return booking in the spring. The Common Juniper offers the best setting for this little act of the Tulips. It is sufficiently open, lies close to the ground and is a nice, fine green texture against which the Tulip leaves and flower stand out boldly. [Editor's Note: We have a special fondness for Daffodils in such a setting. In some gardens the Daffodil collection is interplanted among the dwarf Juniper collection and it is a ravishing dream never to be forgotten.]

Any spring bulb will do as well in such a location. But the most

Handy Practical

POCKET NATURE GUIDES

Lavishly Illustrated

BIRD GUIDE — Land Birds East of the Rockies—Illus. in Full Color

BIRD GUIDE — Water and Game Birds

BUTTERFLY GUIDE — 295 Colored Pictures of 256 U.S. and Canadian species

FLOWER GUIDE — Wild Flowers East of the Rockies. 320 Color Illustrations

TREE GUIDE — Trees East of the Rockies—Illus. in Color and Black and White

Sent POSTPAID on receipt of check or money order.

DOUBLEDAY, DORAN—Dept. 34, Garden City, N. Y.

SPECIAL OFFER!

BRISTOL HARDY KOREAN CHRYSANTHEMUMS

Now you can admire them *in your own garden* because Bristol "Mums" are hardy—growing in any good soil, year after year, with little attention. After other garden flowers fade, Bristol "Mums" reach the height of their glory, their gorgeous blooms lasting from September until heavy frosts.

We've selected a generous and unusual assortment of six rare varieties—yours to enjoy for years to come—for only a few dollars. Send for *your* "Mums" today. They'll be shipped immediately, postage prepaid (East of the Rockies).

SPECIAL OFFER

One each of the six varieties described below—a beautiful assortment at a reasonable price..... **$2.75**

Three each of the six varieties described below—a complete assortment of eighteen plants—enough for an effective planting and for cutting..... **$7.50**

Mercury—Coppery bronze and red. Beautifully formed 3" flowers. Height 2 ft.

Diana—Lilac, rose and salmon. A new color note. Blooms of dainty triple rays. Height 2 ft.

Mars—Deep amaranth-red. A striking deep color. Height 2 to 2½ ft.

Apollo—Bronze, red and gold. A sparkling combination of superb autumn colors. Immense sprays. Height 2½ ft.

Ceres—Chamois-yellow and copper-gold. Handsome, sturdy, single flowers in branching sprays. Height 2 to 2½ ft.

Daphne—Daphne-pink. A new exquisite chrysanthemum shade. Large 3½" flowers. Height 2 to 2½ ft.

BRISTOL NURSERIES INC.
Dept. A-4
BRISTOL, CONN.

New 1935 Catalog now ready, describing and illustrating new Korean "Mums" and hundreds of other unusual plants. Send for your copy now.

WATER GARDEN *Plants*

Nearly every year the pool needs a fresh supply of Scavengers and Submerged plants. And the fish should not be neglected. They require regular feeding of a balanced food. To provide for these needs order

COLLECTION S-5 Postpaid $2.00
Includes: 12 Scavengers; 10 Submerged Plants; 1 ten-ounce package Jo-JO Outdoor Fish Food

Write for FREE 1935 Catalog listing new low prices on Water Lilies Aquatic Plants, Scavengers, Goldfish, Fish Foods Supplies, etc.

FREE 1935 Catalog

LOVELAND GOLDFISH FARM
Loveland, Ohio

MILBRADT POWER LAWN MOWERS



work and roll the lawn gently while cutting. The exclusive Milbradt TWIN DIAGONAL-RIB Driving Roller makes this possible. No side wheels—cuts closer to shrubs, trees, etc. Easy and economical to operate.

Sizes: 20", 27", 30", 60" gangs, may be had with Sickle-bar and Riding Sulky attachments.

New illustrated catalog on request.

MILBRADT MANUFACTURING CO.
Established 1895
2402-04 No. Tenth St. St. Louis, Mo.

Curious CACTUS

Plant Inside **NOW.** Great pleasure watching these **curious** Plants grow. **30 different varieties.** Some bloom profusely. This collection includes **Column** Cactus, **Hedgehog** Cactus, **Cluster** Cactus, **Wart** Cactus, **Fishhook** Cactus and many other varieties. Suitable for Rock Gardens. Complete collection by mail for 15c two for 25c. With catalogue of Curious plants.

RUNDLE MURPHY CO., **Dept. A. H.** **Westport, Conn.**

telling flower we have had in
corners where Junipers snu
are the Parrot Tulips. They b
out with garish banners of jes
motley, they fold their petals
their heads when night comes,
when sun touches them again
next day they sprawl lazily
grandly, like indolent vagabo
dressed in ragged raiment
nobility.

These combinations which
occurred in our own garden w
out extensive planning
thought are some of the
pleasing in the whole border.
I am passing them on. Plan
time for perennials is here,
plan to add the bulbs in the

It is possible to work out
finest sort of a scheme and
gram on paper, but when you
to apply that scheme in ac
planting arrangement u
come; and when they do, it
often happens the most plea
effects may be found.

Keeping 'em ali

Jane Calvelage

HAVE you ever said to your
"What will I use for bouq
today? There's nothing bloo
except Sweet Williams and
pies and they don't last
long." Or maybe it was s
other flower and maybe you s
"It doesn't last at all." It's
enough to "bring 'em in al
but keeping 'em that way is
other matter!

It's a common lament
there's nearly always a remed
you are willing to spend a
extra minutes when you ga
flowers. Next time you pick S
Williams crush the ends of
stem beneath your heel or wi
pair of pliers before you
them in water. You'll find
actually makes them last fou
five times as long. Do this t
flowers with even slightly t
or woody stems and to flo
from shrubs such as Roses, S
balls, Spirea, and so on.

When you have Poppies
other flowers with hairy st
either burn off the hairs at
end with a match, scald t
down with hot water, or sc
them off with a knife. These
hairs hold a film of air that k
the water from the stem.

For flowers with hollow s
the following method will pro
life. While holding the end o
stem under water, make a sl
the tip to let the air out and
water in. Some flowers such
Zinnias have both hairy and
low stems and for these
methods of treatment must
followed for best results.

If your flowers wilt before
are able to put them in water

UTS HEDGES
10 TIMES FASTER

● Let electricity do all the work! Cuts toughest hedges easily and smoothly. Keeps shrubs in better condition. Powerful! Works from light socket. Weight 6 lbs. Use with one hand. Low price. Time payments if desired.

WRITE FOR FREE BOOK ABOUT HEDGES ., their uses, sign and care remedy for "Winter-Kill"

SKILSAW, Inc., 3321 Elston Avenue, Chicago

Electrimmer

IT'S FUN—NOT WORK!

LDEN RULE DAHLIA FARM
— Trade Mark —
rley T. Peck, Lebanon, Ohio
Established 1925
Catalogue sent on request

ow Larger, Stronger, Healthier Plants

Sub-Irrigating, Self-watering Perfect Air Circulation and Drainage. Leak proof; rust proof. For Windows, Porches, Ledges, Sunrooms, etc. Six sizes. 30 days' FREE trial. Write for FREE catalog.

MFG. CO. Dept. V. 1400 Merchandise Mart, Chicago.

GLADIOLUS
PRIZE WINNING VARIETIES
re one of the oldest commercial gladiolus grow- the United States and have been serving satis- customers for 48 years. We ship only clean, hy bulbs that will bloom and make flowers that credit to the best gardens. Spring catalog now . Write for it today.
ELM HILL FARM
. Bellard Box A-4 Wayland, Ohio

REAL GARDEN MAGAZINE!

FLOWER LOVERS, spend a happy hour perusing pages of America's most popular gardening magazine. Beautiful pictures. Timely articles. Helpful hints for amateurs. Written in everyday terms. **Send 10c for current issue; $1.00 for seven months.**

The FLOWER GROWER
107 N. Broadway, Albany, N. Y.

R NEW ADVENTURES IN GROWTH AND BLOOM

of roses, flowers, shrubs, vines—follow the Disston Pruning Guide. Sent free. Gives you expertness in the cuts to make—when and how—to get the results you want. Write today! Simply ask for FREE Pruning Guide.

Disston & Sons, Inc. 414 Tacony, Philadelphia, U. S. A.

3
URAL OOD RD MES
1
ald E. sissippi

Biggest bargain this Spring. Natural, hollowed cedar logs with bark on, ingeniously constructed, lure the birds. 2 wren (holes can be enlarged for bigger birds) 1 blue bird in set. Pay postman $1.00 plus small M. O. fee. 15c brings big fence and rustic ware catalog. New Jersey Fence Company, 321 Logan Ave., Burlington, N. J.

REE to HORSE OWNERS
Why pay fancy prices for saddlery? Write for free catalog that has saved real money for thousands of horsemen. Contains hundreds of bargains in Imported Saddlery of Super Quality. 76 pages, 250 pictures, 400 items. "little joe" Wiesenfeld Co., Dept. 10. 7 S. Howard St., Baltimore, Md.

OW TO TRAIN OGS
easily the best book of its we have seen."—*Dogdom*
er and trainer of many us moving picture dogs, y R. East "tells how it is very simply and with full il...which any one owning ...surely ought to read." —*N.Y. Times*
$1.50 POST PAID
Illustrated Lessons—Send For It!
MAN PUB. CORP., 2 WEST 45 ST., N. Y.

may revive them in this way: Put them in a pan of water, blossoms and all and let them stay there until they stiffen up. You may have to leave them over night. This is often a great help in preserving wild flowers.

If you are afraid your flowers have been out of water too long and may wilt you can prevent it by putting them in water up to their necks and dissolving an aspirin into the water. Aspirin will also often revive hot-house flowers that seem to wilt too quickly. Of course, you really should take better care of your flowers than that—aspirin is a lazy person's instrument. But sometimes you cannot control the circumstances. Another thing—don't ever place your flowers at an open window or in a draught of any kind. Their moisture will evaporate too rapidly and wilting is the result.

The best time to pick flowers is either before or after the heat of the day, unless it is cloudy. If you pick them in the evening it might be a good idea to fix the stems in the required manner and then put them in a bucket of water up to their necks till morning.

Some flowers cannot be put in the same vase with other flowers—they will either die or cause their companions to wilt or die. Sweet-peas, for instance, cause to wilt any other flowers with which they may be put. They themselves, however, remain unaffected. Poppies, too, cause a lot of trouble—even one in a vase with other flowers has a bad effect although the Poppy eventually droops. Mignonette quickly offsets other flowers. Even plants of Mignonette growing in the garden have been known to upset other plants rather close by. Pansies, alone, keep well in water, but soon show their dislike of companionship by hanging their heads and drooping.

You'll probably find that when you have successfully prolonged the lives of a few bouquets by these methods you'll begin to experiment and find endless other ways of "keeping them alive."

My desert garden

[*Continued from page 342*]

One evening, standing on our back porch, I was admiring the sunset over the mountains when my attention was attracted to the after-glow on the desert as it rose toward the foothills. The slope of the terrain gave me an idea. I knew that this was favorable to desert growth, and I wondered whether there were not attractive varieties of these plants that would thrive in my garden despite the fact that we had

LAWN RENOVATION

A thorough raking, an application of Henderson's Lawn Enricher and a re-seeding with Henderson's Lawn Grass Seed will make sure that you will have a "Better Lawn" all next summer.

The raking will take out all of the dead grass and weeds that have accumulated during the winter. The Henderson Lawn Enricher contains just the fertilizing elements that your grass needs for proper nourishment and the Henderson Lawn Grass Seed, which is the best seed for general use, will thicken and improve the turf. It is a mixture of carefully selected varieties and is the result of years of experiment and experience. For special conditions we have other mixtures.

Prices: Henderson Lawn Grass ½ lb. 35c; lb. 60c; 3 lbs. $1.75; 5 lbs. $2.75; 10 lbs. $5.00; 20 lbs. $9.00 transportation prepaid. For new lawns use one pound to each 200 square feet and half the amount for renovation.

"HOW TO MAKE A LAWN" is the title of one of our leaflets by Peter Henderson, which treats of lawns and lawn making in detail. We shall be glad to send this without charge if you will fill in the coupon.

You may send me your leaflet "How to Make a Lawn" by Peter Henderson.
Name.....35
Address.....
City.....State.....

PETER HENDERSON & CO.
35 Cortlandt Street New York City

JAPANESE ROSEFLOWERING CHERRIES
in 37 varieties
FLOWERING APPLE AND CRAB
in 24 varieties
CHINESE MAGNOLIAS
in 10 varieties
NEW WISTARIA
in 12 varieties
Send 10¢ for your copy of "Flowering Trees of the Orient."
"MOONGLOW ORCHID"—a great novelty from the Orient introduced for the first time. The mature foliage glories in all the delicate orchid colors, adapted to indoor and outdoor culture. Full directions with each pkt. of seeds. Postpaid pkt. 60¢; gardener's pkt. $1.00.
A. E. WOHLERT, 924 Montgomery Ave., Narberth, Pa.

VICKS Giant Ruffled Petunia
Exquisitely ruffled, fringed, 4 or 5 in. across. All colors—purple, scarlet, pink, lavender, etc., many mottled. Full-size 30c pkt. Send dime today! Garden Guide free—flower, vegetable seeds at last year's low prices!
30¢ PKT. only 10¢
JAMES VICK
523 Vick Bldg., Rochester, N. Y.
Sweet Scented GET THIS BOOK FREE

CURTIS REDFERN
Lincoln Manor, San Francisco, California
introduces 2 sensational Dahlias for 1935
ANGELO ROSSI—brilliant gold inf. dec. Root $15.
SAMARKAND—a rose colored Bagdad. Root $25
and offers his outstanding 1934 dahlia
Mary Elizabeth Redfern—large orchid-rose inf. dec. Root $10
Photographs on Request

DAHLIAS Grow Potash Fed DAHLIAS
POTASH FED
8 EXHIBITION DAHLIA *ROOTS* **$2.00**
(*Value $4.10*)
City of Trenton, golden apricot. Derrill W. Hart, reddish copper. Ida Perkins, white. Jersey's Beacon, scarlet, buff reverse. Kemp's Violet Wonder, violet purple. Kentucky, salmon pink. Penn Charter, golden yellow. The World, rosy magenta and silver. All large Exhibition Formal and Informal Decorative Dahlias, labeled, postpaid, fully guaranteed.
Send for 1935 Catalog, the most instructive, complete guide published on Dahlias; lists 25 of the 1935 novelties, best standard varieties and collections beyond comparison in quality and price.
DAHLIADEL NURSERIES Box A Vineland, N.J.

3 NEW CHRYSANTHEMUMS
Three new Mums we are sure you will cherish, not only for their gorgeous clear colors, but for their fine habit of growth as well. They will add distinction and interest to your garden, and provide new flowers for your home.
PRINCETON—Pompon; Old Nassau Orange.
PURPLE QUEEN—Aster purple anemone; florets tipped with gold.
VALENCIA—Valencia pink; single.
Introductory Offer
3 Strong plants one of each variety **$2.50**
6 Strong plants two of each variety **$5.00**
Plants shipped May 1st if desired, stock limited, early ordering recommended.
Totty's 1935 catalogue will soon be ready. May we reserve a copy for you?
Chas. H. Totty
Box 8
Madison, N. J.
Totty's
Serving Gardeners for 31 Years

Mow with one hand
EVINRUDE LAWN BOY POWER MOWER

WITH one-hand ease cut 18" swaths (38" with gang attachment)—trim 6" closer to walls, trees, hedges than with a hand-mower—scoot up steep terraces—start, stop, steer — swiftly, effortlessly. Lawn-Boy is the handiest power mower ever built for lawns of every size, also a wonder in estate, park, school, cemetery and golf service. So simple and dependable a child can operate it. Light weight, only 95 lbs., won't pack soil. Daily fuel cost only 20¢. Free Wheeling, Four Cutting Heights, Automatic Start-Stop Control and nine other features. Hundreds of enthusiastic owners. Write today for free descriptive literature. Address EVINRUDE LAWN-BOY, 1204 W. Hope Avenue, Milwaukee, Wis.

BETTER GARDENS ..with less work!

YOU, too, can have a beautiful garden and better lawn this year if you condition the soil now with G.P.M. Granulated Peat Moss. Highly absorbent and rich in humus-making qualities, G.P.M. Peat Moss is an ideal soil conditioner that maintains moisture constancy, prevents soil hardening, and assures vigorous, healthy plant growth.

G.P.M. Peat Moss comes in solid, tightly packed bales. For your protection look for the distinguishing green bale head, and avoid cheap (actually more expensive) loosely packed, inferior grades. Order G.P.M. from your dealer or direct. 20 bushel pressure packed bales $4.00.

GPM PEAT MOSS

Carries PIC Seal of Inspection and Approval

DRICONURE—Finest quality pure organic fertilizer. Dehydrated cow manure with peat moss. Free from weeds. Will not burn. 3½ bushel bag $3.00.

SORBEX—Pulverized moss peat for top dressing lawns, gardens, etc. Excellent humus-maker. 10 bu. bag $3.00.

ATKINS & DURBROW, Inc.
165-A JOHN STREET, NEW YORK, N. Y.
2367 Logan Blvd. Chicago, Ill. 177 Milk Street Boston, Mass.

FREE Mail coupon now for interesting valuable folders on soil conditioning, also free sample G.P.M. Peat Moss and name of nearest dealer.
A. H. 4-35

Name.....
Street.....
City.....State.....

leveled it off. I recalled that in preparing our plot we had spared an unusually interesting specimen of Creosote-bush (wrongly called Greasewood), and I decided then and there to seek out other specimens typical of the Southwest and perhaps achieve a "different" garden through the harmonious mingling of the native with the more rugged and—I hoped—the beloved of the conventional types.

Specimens of the arid varieties are shown in the accompanying photographs, their barbaric beauty enhanced by cultivation and association with other greenery. What a contrast in texture! The bristling rosettes of the Century-plant, the thickets of interlacing branches and the blue shadows of the Creosote towering above the wall. The increased height of the domesticated plant compared with that of the specimens in the desert picture testifies to the amazing effect of water. The Bird-of-Paradise, Reed Willows, and Tamarisk (Tamarix) were all easily transplanted.

A gorgeous Bird-of-Paradise bush lifts its crown of scarlet and yellow "birds" with their long tails of crimson stamens above the back wall. A gay plant which never dies out, the Bird-of-Paradise grows in profusion on the desert and in canyons. One wonders whether its Mexican ancestry has anything to do with its unique characteristic of exploding its pods, when dry, like pistol shots, firing its seeds into space with a twist like that produced by the rifling in a gun.

Another interesting individual of the native variety with which I have had success is the Mexican Elder shrub. The Mexicans have a name for it, but we'll let them keep it a secret. They may be able to pronounce it but I doubt if many can spell it. A cousin of the wild Elder familiar along New England roadsides, it very definitely took Horace Greeley's advice and went west to grow up with the country. The cream-tinted blossoms are exquisite in

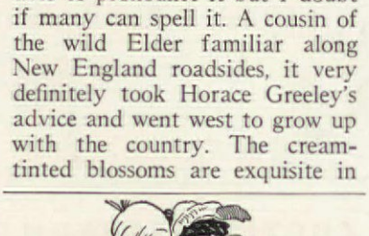

FERRY'S PUREBRED VEGETABLE SEEDS

inherited QUALITY

JUST as fine dairy herds are bred for blue-ribbon quality, so Ferry's Purebred Vegetable Seeds are bred to produce vegetables of superior size, color, flavor and abundance. Plant these purebred seeds and be sure of big, fresh, fine, tasty, luscious vegetables.

YOUR NEIGHBORHOOD STORE SELLS THEM IN FRESH DATED PACKETS FOR ONLY . . . 5¢

Coral-glow

A lovely new variety of Japanese Flowering Quince

Our FREE BOOKLET lists *nine different colors* of this old Garden Favorite, including pure white. ALSO, A *Winter Garden* of Hardy Shrubs that bloom during January, February, March and early April, AND the sensational *Giant Chinese Trumpet Vine*, Mad. Gallen, with flower panicles 14-16 in. long.

AND MANY OTHER NEW AND WORTHWHILE FLOWERING SHRUBS
Write!

A. M. LEONARD & SON
Box 816 (*Est. 1885*) Piqua, Ohio

DAMPING-OFF CONTROLLED

One pound treats 240 to 1000 pounds of seeds

Your flower and vegetable seeds need SEMESAN treatment! Saves seedlings and checks seed decay. Can be applied as a dust or as a liquid, at very low cost. Garden Pamphlet 43-C free; Bayer-Semesan Co., Wilmington, Del.

Delphinium HYBRID DREAMS OF BEAUTY

Finest, ideal for American climate. Large blooms of many iridescent shades of blue, some double, some with pink fillings. Mildew and heat resistant. Ideal planting size blooming this year. Heavily rooted.
15 for $1.00; 100 for $6.00 postpaid

D. BELLADONNA and D. BELLAMOSUM
leading clear sky blue and dark blue delphiniums for cut flowers. Ideal planting size blooming this year.
Either, 20 for $1.00; 100 for $4.50 postpaid

Send for perennial and rock plant catalogue
HEREFORD'S GARDENS, Oakford, Illinois

MAKE FLOWERS LAST LONGER-CUT MORE EASILY

with the sharpest, handiest flower cutter on the market. It *cuts all types of stems* on a slant, clean, easily, without crushing or tearing, prolonging flower life by allowing proper water absorption. Always sharp because its *Gillette type razor blade* can be changed in a jiffy.
Beautifully made from *rustproof stainless steel*—your choice of cardinal red or daffodil yellow *catalin handles*.
ONLY $1.00—POSTPAID *Please address Dept. A-4*
C. J. BATES & SON · CHESTER, CONN.
BATES FLOWER CUTTER

KINKADE GARDEN TRACTOR
and Power Lawnmowing Attachments

A Practical, Proven Power Cultivator & Plow for Gardeners, Fruit Growers, Truckers Florists, Nurserymen, Suburbanites, Country Estates and Poultrymen.



Low Prices - Easy Terms
AMERICAN FARM MACHINE CO.
1091 33rd Ave. S. E. Minneapolis, Minn.
Catalog Free

Burpee's Giant Zinnias 4 Pkts for 10¢

Four Best Colors
Scarlet, Yellow, Lavender, Rose
Burpee's Guaranteed Seeds. 4 Giant Zinnias, one regular full-size packet each (value 40c) sent postpaid for only 10c. Burpee's Garden Book FREE. Write today for this valuable Garden Book.
W. Atlee Burpee Co., 125 Burpee Bldg., Philadelphia

BEES FOR PROFIT

MAKE AN INCOME FOR YOURSELF WITH BEES

Develop a home market, little work, small expense to start. We gladly tell you how. We manufacture a complete line of Bee Supplies. Honey Selling helps. Write for our new 64-page catalog, brimful of helpful suggestions. It is free. Also monthly bee magazine *Gleanings in Bee Culture*, 2 yr. $1.50. Sample free. Tell us if you keep bees.

THE A. I. ROOT CO., Box T-14, Medina, O.

the bright Southwestern sunshi

Among the more convention favorites, Carnations, Snapdra ons, Stocks, Zinnias, and Colu bine have stood the test a flourished; and to assist in hol ing the moisture I have border these beds with Dusty-mil which grows to prodigious size this locality.

This year I am elated to fi that a bed of scarlet Geraniu killed to the ground by snow a frost last December, are comi up from the roots bigger and b ter than last year. And here the Southwest where Geraniu are at a premium, it is indeed e couraging to see this.

My rose garden is on the e side of the house where it receiv the morning sun, and is protect from the elements by a sto wall. Care was taken not to pla large trees too close to the p because of their shade and t danger of their roots robbing t soil of nourishment. The m thrifty varieties of Roses ha proved to be the Talisman, H bert Hoover, Los Angeles, Ra ance and Red Radiance, a Paul's Scarlet Climber.

For borders I have blend trees and shrubs. Of particu comfort is the Carolina Popl one of my favorites. Its lea with their unceasing tremul motion whisper soothing caden in the hush of summer twilig Tamarisk, known here as S cedar or Salt-tree, makes an tractive hedge 10 to 12 feet hi lending itself beautifully to fashioning of borders. Its feath plume-like branches are seen picturesque profusion along ro sides near the Rio Grande Riv waving their masses of purpl flowers in bold splashes agai the brilliant blue of the Sou western sky.

On the other hand, while Tamarisk was mushrooming 12 feet, my Japan Euonymus w all my coaxing, grew only to same number of inches. I disc ered, however, an interesting f ture about the Euonymus. W placed against a stone wall seemed to grow faster, a climbed like Ivy, its later forming the most fascinat frond-like patterns.

High winds can work ha with a Southwestern garden we walled in three sides. To h the new masonry, Hollyhocks Spanish Broom grew rapidly ing in the time until the Engl Ivy should make a showing. truth they performed their d so well they have never been tirely banished, but play an portant part now in preserv the appearance of an old-fa ioned garden.

To anyone contemplating s a garden I would recommend ginning early in order to h plenty of time in which to

re the soil thoroughly and
rrectly. Of course for some
ants like the Snapdragons,
ocks, Larkspur, Columbine, and
ers which must be planted in
gust and September, their plot
ist be prepared accordingly.
To combat the mischievous
squito—which is not unheard
in this desert-mountain-river
radise—we have in one corner
the garden an immense urn of
ter in which the gambusia, a
va-eating fish, devour the
uld-be troublesome insects.
ese interesting little fishes grow
y to the pigmy size of 1½ to
nches, but are said to consume
re in proportion to their size
n the proverbial canary bird.
Desert gardening has been
rk, yes, and some travail; but
s a labor of love, and Oh, the
isfaction of achievement! And
enchanting hours spent in
nmunion with the gallant
rits of the plant creatures that
e flourished and blossomed
my special delight.
One evening spent in a secluded
k with the garden bathed in
brilliant Southwestern moon-
t, drinking in the beauty and
grance, is reward for many
ks of labor. Again, as the sun
ps behind Mt. Franklin and
light fades to dusk, I love to
ditate on the silhouetted form
the sundial with its legend:
row old along with me—the
t is yet to be."

tle Irises
ong the rocks

ntinued from page 352]

garden. Here their special
ds may be cared for, here they
safe from the pushing of
e vigorous neighbors, and here
may give freely of their
gile beauty without over-
lming competition.
he majority of these rock gar-
gems do not exceed one foot
eight. A few between one and
feet tall may be admitted if
r foliage, stems, and flowers
sufficiently delicate in qual-
A determined quest through
catalogs and seed lists is
etimes necessary to bring the
e obscure to light, but this
adds interest and excite-
t to the game. Several are
ve American species which
high among Irises, but
se value gardeners only now
beginning to realize. These
largely be secured through
ctors.

ATTRACTIVE FLOWER BOXES $1

Add cheer to any room with miniature flower boxes; hollowed white birch logs with bark on; gaily painted ends average 8" long 2½" to 3½" diameter. Red, green or natural ends—state preference. Pay postman $1. plus small M. O. Fee. 15c brings big rustic ware and fence book.

Postpaid E. of Mississippi

NEW JERSEY FENCE CO.
319 Logan Ave. Burlington, N. J.

GLADIOLUS

From the best varieties produced by the leading hybridizers of the world, I have carefully selected, and present this exceptional offering to win your acquaintance. My prices are POSTPAID in U. S. A.

100 LARGE HEALTHY VERMONT BULBS $3

Not labeled as to name. In forty-five different varieties with a bewildering range of color from white through various shades of pink, yellow, orange, smoke, blue and red to almost black, this collection is by far the finest put out by any grower in the country at anywhere near the price. Gove collections have made thousands of gladiolus fans in the past few years. This year it is better than ever, containing many of the newer exhibition varieties and new colors and forms. With each collection I give FREE a bulb of PICARDY, the most beautiful and sensational pink glad in existence, and also another new bulb worth at least $1.00 each.

50 for $1.75 with the PICARDY but without the $1.00 bulb

SPECIAL 100 MEDIUM SIZE BULBS with extra FREE bulb worth at least 50c. Collection same as above except in size of bulbs. Will produce gorgeous blooms. $2

50 for $1.25 but without the 50c bulb

CATALOG FREE

I believe my 64-page free illustrated catalog is the finest, most interesting and helpful glad catalog published. And my list of varieties is second to none. Your copy is waiting.

CHAMPLAIN VIEW GARDENS
Elmer E. Gove, Box K-13, Burlington, Vt.

CEL-O-GLASS®
JUNIOR COLD FRAME
complete in one package

$5.00 DELIVERED

Here's a new cold frame. Complete in one package—sides and sash of air-dried cypress, painted green. Easy to assemble. With this compact "Cel-O-Glass" Junior Cold Frame, you'll get stronger, earlier plants. Cel-O-Glass* does not break like glass or cloth, prevents burning and bleaching. Guaranteed for five years. Shipped C.O.D. Or, send check or money order. Transportation charges prepaid. ACETOL PRODUCTS, INC., Dept. 4S, Wilmington, Delaware.



SIZE 3' x 3'

*Reg. U. S. Pat. Off.



ROCK GARDENERS!

For practical, authentic information on rock gardening, read the Gardeners' Chronicle, America's finest garden monthly and the official organ of the American Rock Garden Soc. Clip this add for thrifty special offer of 7 months for $1.00—the regular price is 25c a copy, $2.00 per year. Write today.

GARDENERS' CHRONICLE
522-A Fifth Avenue New York City

CHRYSANTHEMUMS
HARDY EXHIBITION
8 PLANTS FOR $1.10

Flowers measure 6 in. in diameter.
BLOOM THIS FALL
Yellow, Lavender, Bronze, Pink, White, Red, Golden Yellow.
Planting directions with each order.

5 Novelty Pink Violets $1.10
Profuse bloomers. Highly perfumed. Fine for shade and rockery.

Bargain Price List FREE
ADOLPH FISCHER NURSERIES
Evergreen Dept. 48 Easton, Pa.

Speaking generally, the same cultural requirements hold good for the dwarfs as are accorded the greater members of their family. The Dwarf Bearded like sun or semi-shade in limed soil. The Beardless and Crested kinds prefer a moist vegetable soil with little or no lime. Some of the latter demand a soil with a decided acid reaction to be content. The "wire-rooted" Western American species are probably as difficult as any to establish, but are far from impossible if grown from seeds or obtained from collectors who have had the forethought to transplant them more than once. A very few species do not prove hardy in gardens north of the latitude of New York; there are others demanding winter protection everywhere except in the South. As a rule, however, they are just as resistant as the better-known larger kinds. An annual top dressing of grit and leafmold pleases the Beardless and Crested ones. The Dwarf Bearded should be lifted for dividing every three years; most of the others prefer to be left to their own resources. Given their few simple requirements, these little Iris elves reward the gardener manyfold.

Words cannot convey the beauty and charm of the little Irises even if space would admit the effort. There is about them something undefinable that beggars description. They must be grown and loved to be truly appreciated. All a list of species can hope to do is to give a suggestion of what to search out for one's self. But listen to the allure of these:

reticulata: February-March; pansy-violet; very fragrant.
pumila, Dwarf Bearded: April-May. Many forms varying in color and height. A well-balanced selection includes: Glee (soft yellow), Purity (white), Black Midget (black-purple), Judy (ruby), and Buzzer (ageratum blue).
cristata: 3"-6"; April-May; soft amethyst. A white form, alba.
gracilipes: 8"-12"; May; delicate lavender; crested.

GARDEN FURNITURE

Illustrated: An imported hand-carved bench of Orsera marble—the Italian stone so famous for its weather-resistance $85

Other garden pieces (including Galloway Pottery) . $7.50—$2500

WM. H. JACKSON COMPANY
Established 1827
16 East 52nd St., New York City

200 Gallon Garden Reservoirs Compressed in Bales

Amazing
Soil Sponges Cut Water Bills, Capture and Store Plant Food, Make Gardens Thrive, Cost Little

THIS year you can have a beautiful lawn and garden with less labor and expense. Mix Emblem-Protected Peat Moss, nature's miracle humus-builder into your soil. Every bale of this remarkable soil conditioner virtually gives you a 200-gallon reservoir of life-giving moisture for thirsty plants.

These millions of tiny sponges also store plant food that would otherwise be washed away, and hold it in solution to feed your lawn and garden. It keeps the soil porous and loose so that air circulates and the warm sun's rays penetrate — essentials of root development and plant growth.

This amazing soil conditioner is sold under various trade names by high-grade dealers of horticultural supplies. Send for our interesting booklet, "Peat Moss for Lawns and Gardens," free test tablets, and name of your local dealer. All will be forwarded postpaid if you mail the coupon.

LOOK FOR THE P. I. C. TRIANGLE AND SAVE MONEY!

You pay more per bale for Emblem-Protected Peat Moss but it actually costs you less. Each bale is fully compressed, contains less air, more peat. The moss is of matchless quality, clean, uniform, and fully aged. Holds life-giving moisture longer, makes soil-building humus faster.

Emblem-Protected PEAT MOSS

FREE TEST TABLETS AND VALUABLE BOOKLETS

This tiny peat tablet will dramatize the moisture-absorbing property of Emblem-Protected Peat Moss.



PIC

PEAT IMPORT CORPORATION
Educational, Adver. & Research Dept.
155 John Street, New York, N. Y.

A.H.-4-35

Please send me your free Peat Moss literature and absorbency test tablets.

*Name*_____
*Address*_____
*City*_____ *State*_____

Tricker's
WATER LILIES
add color to your pool

Plan Now
TO BUILD OR RE-STOCK YOUR POOL

No garden is complete without a water lily pool. Easiest of flowers to grow—they require no weeding, watering or hoeing. No place is too small for a pool or tub garden.

Tricker's Water Lilies Are Guaranteed to Bloom

All Tricker Water Lilies are young, vigorous and guaranteed to bloom.

HARDY LILY *Specials*

PINK OPAL. Deep, rich pink color. Flowers of superb form. 75c

CHROMATELLA. Clear, rich yellow. The best yellow hardy lily $1

GLORIOSA. Fragrant, most popular red. Large perfect blooms $2

Special Offer. These three glorious lilies—*all for only*. $3

More Blooms—Larger Flowers

Use Tricker's Prafecta Fertilizer at planting time. 2-lb. carton 75c

Order Today

Send your inquiry or your order to the office nearest you.

FREE
1935 Catalog
Beautiful new Catalog now ready. (Canada 15c)

Wm. TRICKER, INC.
Everything for the Water Garden
5401 Brookside Ave. • SADDLE RIVER, N. J.
5416 Rainbow Terrace • INDEPENDENCE, OHIO

GLORIOUS NEW GARDEN ROSE

"Pride of New Castle," gorgeous crimson flowers, double, 7 in. across. Grows 4 ft. high, ever-blooming, hardy. Superb garden rose. Strong, healthy bush—free from disease. One-year plants, 25c, postpaid—stamps or silver (wrap it). Write for 39th edition illustrated catalog, *free*.

25c

HELLER BROTHERS CO. Box 421, New Castle, Ind.

GOOD NEWS FREE for Rose Lovers

With illustrations describing one of the most amazing tests of Rose Protection ever made against insects and diseases.

Sent FREE! Write today

Dept. A
ROSE MANUFACTURING CO.
Philadelphia, Penna.

MANURED PEAT MOSS
A Real Beauty Food
FOR LAWNS AND GARDENS

A HEALTHY looking garden is always beautiful, but health comes only from the right kind of food.

Manured Peat Moss is nature's own plant food. It is droppings from poultry where peat moss was used for bedding. The moisture-absorbing cells of the peat moss release the nitrogen slowly without burning or leeching, placing a constant supply of essential nitrogen and other plant food elements in solution to make lawns and gardens thrive.

The Peat Institute of America has registered poultrymen in nearly every community who will gladly supply this inexpensive by-product. Mail coupon for free booklet and nearest source of supply.



free VALUABLE FOLDER

PEAT INSTITUTE OF AMERICA
Division, Peat Import Corporation
155 John Street, New York, N. Y. A.H.-4-35

Send name and address of the nearest poultryman prepared to supply Manured Peat Moss.

Name.....
Address.....
City.....State.....

© 1935, Peat Import Corp.

tectorum album, White Japanese Roof Iris: June; beautiful.
graminea: color of mulberry juice; deliciously fragrant.
arenaria, Sand Iris: early April; bright yellow.
lurida: May and again in October; maroon and mahogany-brown.
verna, Vernal Iris: 4"-8"; April-May; violet-blue.
missouriensis: 15"-18"; May; pale blue. Bluebird (Bradley's violet), and Snowbird (pure white), are delightful varieties.
foliosa, Lemance Iris: 12"; bluest of the genus.
fulva, Copper Iris: 15"-18"; June.
tenax: 8"; varying from white, through tones of lavender to deepest claret. The best from the Far West.
douglasiana: to 18"; pure ivory-white to rich purple.

Others of interest to look up are: tripetala, minuta, lacustris, histrioides major, ruthenica, bulleyana, forresti, chrysographes, persica, tenuis, bracteata, and chrysophylla.

Garden "estate" on a fifty-foot plot

[*Continued from page 354*]

of flower suited to our climate. We have learned from experience that it pays to dig the beds deep, provide good drainage at the bottom, and carefully prepare the soil before replacing it.

The narrow six-foot strip on the south side of the house is so densely shaded by a big Oak and Maple that we merely laid a path of stepping stones and gave it over to Lilies-of-the-valley and kindred shade-loving plants.

We were reconciled to having no hotbed and coldframes since there was no open spot where they would not be an eyesore. Then we had another brain wave and arrived at the logical decision that since these were

You'll bless these
SOFT-LEATHER, WASHABLE
GARDEN GLOVES

So Comfortable—
DIRT-PROOF
and Outwear
6 Pairs of
Fabric Gloves

A special process makes their lambskin leather amazingly soft, pliant and durable—gives you almost BAREHAND FREEDOM, with all-leather protection. Washable—wear them the year 'round for gardening, housework, furnace. Ask for Eezy Wear at leading dept. stores (Housewares, Notions), central hardware and seed stores. Clip this ad as a reminder. If not at dealers, send 75c. We pay postage. Guaranteed. Women's sizes: Small, Medium, Large; Men's: Small, Medium, Large. NATIONAL GLOVE CO., Dept. A4, Columbus, Ohio.

Also makers of KREME-SKIN *Beauty-Utility Gloves for women.*

NATIONAL Eezy Wear GARDEN GLOVES

What! ANOTHER GRAND PRIZE FOR SCOTT'S CREEPING BENT

This time Vincent Bueffel of Lynbrook, New York, wins First prize in the Herald Tribune's Better Lawns Contest with his yard of Scott's Creeping Bent. In 1933 G. C. Davis of Carlstadt, New Jersey, was the Grand Prize winner and his was a lawn of Scott's Creeping Bent. Looks like more than a coincidence, doesn't it?

That beautiful, velvet-like texture makes Scott's Creeping Bent the superb lawn. Best of all you can get such a lawn in six weeks! Write now for further information and a free illustrated booklet. No obligation whatever—just ask for "Bent Lawns."

O. M. SCOTT & SONS CO.
3529 Main St. Marysville, Ohio

Special Offer

Seven brimful issues of the Gardeners' Chronicle for $1.00! There's a thrifty bargain that should interest everyone who owns a garden. Each month it will bring you useful, practical information on gardening—information that you can understand and depend upon. The regular price is 25c a copy, $2.00 per year. Clip this ad and send for America's finest garden monthly today. Let it help you make a better garden.

GARDENERS' CHRONICLE

522-A Fifth Avenue, New York City

MONEY IN Mushrooms

A Splendid Crop
All Year Round

Grow Mushrooms in your cellar or shed. Exclusive new process. Bigger, better, quicker crops. More money for you! Enormous new demand. Illustrated book free. Start NOW—write to-day!

AMERICAN MUSHROOM INDUSTRIES, Ltd.
Dept. 132, Toronto, Ont.

THIS BOOK FREE

5 BRAND'S NEW BOOK & CHINESE ELMS 10¢

Small size for sure, vigorous growth—20 to 30 feet first 5 years. Graceful as cut-leaf birch; excellent windbreak. Thrifty, drouth-resistant. Enclose 10c stamps or coin. Horticultural catalog alone sent free on request. Brand's prize-winning peonies, Brand's new French own-root lilacs, Brand's ornamentals, fruit trees, flower seeds, garden seeds. Most attractive prices. Write today.

Brand Peony Farms, 242 E. Division St., Faribault, Minn.

GET MORE FRUIT from YOUR TREES and VINES

This valuable 32 page booklet "Secrets of Success in Pruning" tells you how.

Send only 10¢ to SEYMOUR SMITH & SON, INC.
Dept. A-4 OAKVILLE, CONN.

or Booklet *free* with purchase of a "Snap-Cut" Pruner at your Hardware or Seed store....

TRUE BLUE NIKKO 2 HYDRANGEAS $1.10

or, 4 for $2, all postpaid. Rotund blooms of deep blue from June till frost.

8 GLAUCIUM POPPIES $1.25
Bloom all summer, Red, Yellow, Orange.

6 NEW PINK VIOLETS, $1.25
Bloom all summer. Highly perfumed.

8 Exhibition CHRYSANTHEMUMS, $1.25
Blooms 5 to 6 inches wide. Yellow, white, pink, lavender, rose and bronze. Bargain List Free.

NEW MARKET PERENNIAL GARDENS
86 Randolph Road New Market, N. J.

GOURDS

Newest vogue in decoration. Processed table Gourds, colorful collection prepaid, $2.50. California Charm Strings, natural and bright colors, $2.00 to $5.00. Gourd Seed largest collection, most unusual types, Packet $1.00. Seeds in separate colors and shapes, Packet 25c. California Sunkured Flower Mixture, in blended color combinations, 50c.

SANTA BARBARA SEED AND PASEO GOURD STUDIO
Santa Barbara California

A NEW DEAL IN GARDENING

Sow Salzer's hardier northern-grown three-way-tested SEEDS, PLANTS, BULBS, TREES. Bigger yields, surer crops. New lower prices on FIELD SEEDS—99%-plus pure, reselected and recleaned. Most outstanding values in our 67 years. Write for Salzer's big free catalog.

TRIAL SEED OFFER: Send 10c for 30-foot row of Giant Asters; 30-foot row of Jumbo Zinnias; or 30-foot row Cornflowers. 3 packages, 25c—all postpaid.

FREE CATALOG

164 PAGE CATALOG

JOHN A. SALZER SEED CO.
Box 124 La Crosse, Wis.

SOW SALZER'S SEEDS

needed chiefly in the winter a early spring when the trees we not in leaf, there was no reas for not putting them against t south side of the house. Expe ence has proved this a perfect feasible arrangement.

Now we leave the hotbed, wa through a picket gate, turn l down a few steps into the gara driveway and between the Ro borders back to our starti point. It has been lots of fun show you around and we ho you have as much enjoyment fi ing up your garden as we ha had out of ours.

Reliable Roses in unreliable climes

[*Continued from page 327*]

to try this lovely thing, throu a charming description of it her writings. Mary Walla thrives for us also, on this sa fence, interspersed with ot Roses and Clematis.

Of the bush or shrub Roses few succeed startlingly well he If our Hybrid Teas have imbib from the "Drink me" phial, th surely our Hugonis Rose m have eaten an entire cake Alice's "Eat me" variety. planted Hugonis under our d ing-room window, expecting promised six feet of growth enable him to look in upon with his golden-studded branc in April. But he has shot above the window until we wo fain exclaim with Alice, "Cu ouser and curiouser!" Yet t intoxicated growth enchants and we cannot find it in hearts to remove Hugonis t more decorous position in rose garden. He never fails give us blossoms in time for c ting with Darwin Tulips feathery Van Houtte Spirea; seems absolutely disease proo

Conrad F. Meyer, pink, and J. Grootendorst, deep red, gosa Rose hybrids, are s bloomers here and seemin everywhere else: the former quisite in its full, large ro though it shows more tendency black spot than Grootendo Our Conrad F. Meyer Rose he has never failed to bloom, roy in June, scatteringly through summer. The true rugosas, p ing "leggy," or spindly, h been removed for the most to the wild garden, where t are most effective.

Our rose garden would be n ing for us without Harison's low blooming with deep blue along the lattice fence. Our sian Yellow most inexplica went Persian on us, or someth entirely foreign to the dear, fashioned Rose we had loved found that the stock upon w it was grafted had taken po



ASY WAY TO MAKE
LIQUID FERTILIZER

This wonderful, new gardening device converts any fertilizer into rich, clear liquid. No fuss or annoyance. Very practical. Assures more and better blooms, improves lawns and evergreens. Capacity 12 gallons. Satisfaction guaranteed. Price $6.35 postpaid in U. S. within 1000 miles. Order today or ask for free booklet.

DEALERS WANTED!
LIKWID FERTILATOR CO.
815 Mahoning Bank Bldg. Youngstown, Ohio

EES, VINES and PLANTS

for Spring Planting. Peach, Pear, Cherry, both Sweet and Sour, Plums and Quince. Strawberry Plants, Dorsett, Fairfax and all the better Commercial Varieties in fine assortment. Grape Vines, Raspberry Plants embracing Latham, Cuthbert, St. Regis, Chief, Newburg, Cumberland, Plum Farmer, New Logan, Black Beauty. Blackberries, Gooseberd Currants. Nut Trees Grafted, English Walnuts, Walnuts, Filberts and Pecans. Shade Trees. Ever-, Shrubbery and Roses. All stock guaranteed free injury from last winter's low temperatures. 1935 catalog now ready. Write for your copy. It's free.
UNTIFUL RIDGE NURSERIES
Princess Anne, Maryland

GALLOWAY POTTERY
ESTABLISHED 1910

Your Garden . . enhance its natural beauty with shapely, colorful Terra Cotta. Sun Dials, Jars, Vases, Benches, Gazing Globes, Bird Baths, etc. Send 10¢ in stamps for illustrated brochure.

4 Walnut St. Philadelphia, Pa.
Display: 255 Lexington Ave., N. Y. C.

RAWBERRIES PAY

Allen's helpful 1935 Berry Book Describes Best Methods, Plans, Varieties, Fairfax, Dorsett, Catskill, etc.
Copy free
THE W. F. ALLEN CO.
326 Evergreen Avenue
Salisbury, Md.

Blue Spruce $1.00 Postpaid
Colorado Blue Spruce, years old, transplanted, 4 to 8 in. tall.
10 for $1.00 Postpaid
Every Tree Guaranteed To Live. Ask for Price List of Evergreens, Shade Trees, Shrubs.
STERN AINE REST NURSERY A.H.-4 FRYEBURG-ME.

BLUE SPRUCE
Seven-year-old genuine Colorado Blue Spruce. Bushy trees, three times transplanted. Average height 1 foot.
3 for only $1.00 Postpaid
Write for our Spring bulletin, before you buy evergreens. Many valuable Special Offers.
Villa Park Evergreen Company
o. Princeton Ave., Villa Park, Ill.
$1 Post paid

PEONIES..12 for $1.25
IRISES...30 for $1.25
All Different - Beautiful Colors
Each Plant Labeled - Sent Postpaid
FREE French Variety with Each Order
ME GARDEN CO., LYSANDER, N.Y.

sion—all Roses of the type that are to grow naturally had best be on own roots.

Frau Karl Druschki, a sure bloomer, has developed unexpectedly flirtatious tendencies, flowering this past spring half white and half crimson—evidently the root of a spreading crimson Rose near (is it Anne of Gierstein? Anyway, it has spread over everything in sight) has mingled with the Frau. Clotilde Soupert, regarded coldly at first, presents us each June with a mass of pink-white bloom six feet or more across. Gruss an Teplitz has rioted with bloom every June for seven years; and Madame Butterfly has outlasted dozens of other Hybrid Teas.

There are many others: for instance, the Baby Rambler. Orleans, blooming red against the sundial and in the rose beds; or the pink crested Moss Rose planted against the garden fence to remind us of a dear long-ago garden; or the old Damask and Red Provence Roses, planted for their names and really loved for themselves.

And there are the lovely, capricious Hybrid Teas and old-fashioned Teas which occasionally succeed for us. Perhaps with a little different soil and proper encouragement . . .? Anyway, those Roses named here are old reliables, invaluable for the main garden effects even under adverse conditions, and form a splendid background or framework against which to plant the selections from among the current novelty offerings, which as rose lovers we just must have too!

What kind of pool shall I build?

[*Continued from page 333*]

of uncovered pools built as suggested here which have stood temperatures of twenty below zero. Reinforcement if used should be set in place before any cement is poured. Heavy fence wire, pipes, or scrap iron may be used. When the cement has set from twenty-four to forty-eight hours carefully remove the forms. Using the flat side of a brick, scour off all rough edges, seams and imperfections.

Fill and empty the new pool five times within the next two weeks to remove properties in the concrete poisonous to fish.

During this time the fun of landscaping may proceed with rocks, topsoil, and shrubs blending together. Leave generous rich crannies for smaller plants. Arrange the slopes in a manner to discourage drainage into the pool during heavy rains. Study and experimentation will suggest the best arrangement. The subject of

Moto-Mower

FOR 17 YEARS
THE PREFERENCE OF USERS OF POWER MOWERS
•
The TEST OF TIME PROVES ITS LEADERSHIP

"TWIST OF WRIST" POWER GUIDANCE IS AN EXCLUSIVE, PATENTED MOTO-MOWER FEATURE
Literature with full description of all models of Moto-Mowers upon request.
THE MOTO-MOWER COMPANY
4608 WOODWARD AVENUE, DETROIT, MICHIGAN

GLADIOLUS

3 Souvenir (*Yellow*), 3 Orange Queen (*Orange*), 3 Virginia (*Red*), 3 Purest of All (*White*), 3 Herada (*Lavender*), 3 Osalin (*Pink*), 18 *Bulbs as Above*
15¢ *Two Lots for 25c*
90 Mixed for 50c — Postpaid
Regal Bulb Co., Dept. 83, Westport, Conn.

Learn to be a LANDSCAPE ARCHITECT
at home—by mail
Easy to learn; big fees for trained men and women, up to $100 a week. Healthful outdoor work. Write for free booklet of opportunities and details today. AMERICAN LANDSCAPE SCHOOL, 807 Plymouth Bldg., Des Moines, Ia. BOOKLET FREE

THE REGAL LILY
5 Large Bulbs $1.00 Postpaid
Plant now for beautiful summer flowers. Send, with your order, the names and addresses of ten friends who have flower gardens, and we will send you an extra large bulb FREE.
Write for bulb list illustrated in color.
GARDENVILLE BULB GROWERS
R. F. D. 6, BOX 516A. TACOMA, WASHINGTON

GARDEN DIGEST
is the monthly condensation of helpful ideas from all garden magazines, books and bulletins. Send dime or three 3c stamps for sample. One year, $1. (Or send 50c for 12 different back issues.)
Bulletin Guild, 5412, Pleasantville, New York

In the Language of Flowers
the red POPPY *means* CONSOLATION

There is no consolation in a garden that has been damaged—robbed of its beauty—by insect pests. If you plant flowers, you should guard them, especially when protection is so easy with

"Black Leaf 40"

quick in action, kills insects both by contact and by fumes. Gets immediate results—no waiting. Concentrated—a little makes a lot of spray.

HAS MANY USES. "Black Leaf 40" is versatile. It kills insects on both plants and animals. Sprayed on the lower branches of shrubbery it keeps dogs away. It kills poultry lice and feather mites. Directions on labels and free leaflets tell how to kill certain insects with "Black Leaf 40."

Tobacco By-Products & Chemical Corporation
Incorporated . . . Louisville, Kentucky

"Black Leaf 40"
Insist on the genuine "Black Leaf 40" in original factory-sealed bottles. Sold by dealers everywhere.

5 GIANT ASTERS 5 COLORS 10¢

Grow our **New Strain of Asters--Wilt-Resistant**, immune from **Wilt Disease**. Wonderful Bloomers, Giant Flowers, Gorgeous Colors. To prove this we will mail for **trial, 5 Pkts., 5 colors** (each Pkt. 50 seeds), **only 10¢**
1935 Seed Book with **Cash Discount Coupons Free--85** Flowers in colors---Many attractive and interesting Novelties and Specialties.
F. B. MILLS, Seed Grower, Box 40, ROSE HILL, N.Y.

BRITANNICA JUNIOR

straightens out the road to knowledge

HAVE you ever thought how much learning lies ahead of a four, five, or even ten year old child? Do you realize how important it is to have the essential facts *about everything* always at hand, in simple, clear, concise language, so that he or she may learn, without confusion?

Britannica Junior makes learning an interesting, pleasant pastime. Permits the child to develop its unusual abilities to the fullest. Why? Because it contains the important, authoritative information on every subject, relieved of burdensome, superlative details, which might be included to give quantity instead of quality. *And it is written to be understandable and fascinating to children, by the most competent staff of child educators ever gathered together for this purpose.*

In addition to hundreds of new photographs, color illustrations, and the thousands of subjects Britannica Junior presents, it also includes two invaluable features:

The Study Guide. A full-size volume, giving complete information for child, parent or teacher in following any particular course of study. Enables parents to take an actual hand in the mental development of the child. Or permits the child to train itself.

Ready Reference Volume. Another full-size volume giving important, quick information on over 20,000 subjects, with over 50,000 references to further information in the set. An encyclopaedia in itself! Insures learning *everything* about every subject.

Help your children to make a "flying start" on this job of acquiring knowledge. Put Britannica Junior in your home. So alluring is its style of presentation, you will not have to coax children to use it. But if you *want* to take a hand in their education . . . develop their natural talents . . . it includes complete material for the purpose.

Mail us the coupon today, and we will send you, without obligation, 18-page book and specimen pages describing Britannica Junior.

ENCYCLOPAEDIA BRITANNICA, Inc.
3301 Arthington Street, Chicago, Ill., Box 11R-4

Please send me, without obligation, free book and specimen pages describing Britannica Junior.

*Name*_____

*Address*_____

*City*_____ *State*_____

*Do you own Encyclopaedia Britannica?*_____

planting might easily fill a volume. I shall make a few fundamental suggestions here. First, place large trees, shrubs, and rocks; grading and walks should come next, followed by small plants. If trees are to be planted select the smaller and graceful types. Elderberry, White Birch, Dogwood, or Willow are effective. Remember that Waterlilies demand much sun so do not make the mistake of planting larger shrubs where they will create undesirable shade. The formal pool calls for Redcedars, Yews, and trees and shrubs which are of more regular contour.

Place all rocks flat and ledge-like, in strata and to divert drainage into the ground instead of toward the pool.

The pool side is suitable for average plants which would thrive elsewhere in the garden under similar light and soil conditions. Iris, Primrose, Forget-me-not, Cotoneaster, Ajuga, Pachysandra, and scores of other well-known plants will blend water and garden.

Plant Waterlilies in tubs or boxes approximately six feet in circumference by one foot deep filled with rich loam and rotted manure and placed so the top surface is about six inches below the water.

In summary, the most important point in furnishing your pool is balance. Remember, there should be plants to supply oxygen and food for the fish. There should be fish to destroy the mosquitoes, also snails, lizards and pollywogs to act as scavengers under the water. A frog or two gives "music" and personality to any pool. Their expeditions among the near-by plants, their gymnastics in reaching for flying things and their funny faces will give your pool a final touch of life and comedy.

Spruce gall aphids stopped by sprays

EVERGREENS are coming to occupy more and more space in the landscaping of the home, especially where permanent effects are sought. Of the many kinds grown, the Norway Spruce is probably the most popular species, but it is at the same time very subject to insect attack. The commonest pest is the spruce-gall aphid, a tiny insect that produces roundish, pineapple-like enlargements, or galls, at the base of the new growth. The same insect may also attack the Red, Black, Englemann, and Colorado Blue Spruces, says Dr. F. L. Gambrell, entomologist at the New York State Experiment Station although it is rather uncommon on the two last-named species.

The galls are produced by the feeding of the over-wintering adults in the early spring and of the young which develop within the galls. The young begin to emerge from the galls in July and may continue through August, depending upon the season. In the home planting, if the trees are not too large, considerable relief from injury from this pest can be obtained by hand picking the galls in the spring and early summer. This will tend to reduce the infestation for the next season.

However, a more dependable method of control is to spray the under sides and tips of the branches with a mixture of nicotine and fish oil soap the latter part of September or early in the spring, by the middle of April at the latest. The spray mixture is made up of 1 pint of nicotine and 5 pounds of fish oil soap in 100 gallons of water, or in that proportion. Lime-sulphur diluted in the rate of 1 part to 8 parts of water has also proved effective.

Laundry soap or soap chips dissolved in warm water may be substituted for the fish oil soap if the latter is not readily available. Applications of lubricating oil emulsions or miscible oils also give good control, but there is some danger of injury to the trees from these materials if they are used too strong.

EATON'S

FINE LETTER PAPERS

INSPIRE

INTERESTING CORRESPONDENCE

MADE IN THE BERKSHIRES

EATON PAPER 1894 RAG CONTENT

THE COUNTRY LIFE PRESS, GARDEN CITY, NEW

THE next time you are shopping, drop in your favorite store and look at these *real* bedroom rugs. See if they aren't what you've always wanted. Their colors are lovely; the textures are new and entirely different. It's easy to see that one of America's foremost authorities on home furnishings designed these rugs. Their prices are for moderate budgets, too—from $4.95 to $39.50—according to size and quality in the three grades: Mossgrain, Textura, and Thrift-Art. Wouldn't you like an attractive folder showing some of these Masland Bedroom Rugs in color? Write W. & J. Sloane Selling Agents, Inc., 577 Fifth Ave., New York City.

At right: Mossgrain Rug No. 6
One of the Masland Bedroom Rugs

MOSSGRAIN RUGS IN TEXTURED EFFECTS. You must see Mossgrain Rugs to appreciate the smartness of their new and unusual texture. There are thirteen patterns to choose from. This is No. 13.

Masland *Bedroom Rugs*

Masland also makes ARGONNE, "The Rug Children Won't Wear Out"

Among the many distinguished women who prefer Camel's costlier tobaccos:

MRS. NICHOLAS BIDDLE
Philadelphia

MRS. ALLSTON BOYER
New York

MISS MARY BYRD
Richmond

MRS. POWELL CABOT
Boston

MRS. THOMAS M. CARNEGIE, JR.
New York

MRS. J. GARDNER COOLIDGE, II
Boston

MRS. BYRD WARWICK DAVENPORT
New York

MRS. HENRY FIELD
Chicago

MRS. JAMES RUSSELL LOWELL
New York

MRS. POTTER D'ORSAY PALMER
Chicago

MRS. LANGDON POST
New York

MRS. WILLIAM T. WETMORE
New York

Copyright, 1935
R. J. Reynolds Tobacco Company
Winston-Salem, North Carolina

Miss Paine's Hattie Carnegie gown is one of the new "peasant" evening dresses with full skirt and flopping sleeves

"Of course I smoke Camels..." MISS DOROTHY PAINE

"They're the most popular cigarettes—every one is smoking them now," continued this alert young member of New York's inner circle. "Camels have such a grand smooth flavor. I suppose that's because they have more expensive tobaccos in them. And they never make my nerves jumpy. When I'm tired out and my nerves feel frazzled, then a Camel gives me a nice gentle 'lift' that restores my enthusiasm."

The reason you feel better after smoking a Camel is because it releases your latent energy, which overcomes fatigue. When you feel tired, you can always get a pleasant, natural "lift" by enjoying a Camel. And you can smoke as often as you wish, for Camels never upset the nerves.

Camels are Milder! MADE FROM FINER, MORE EXPENSIVE TOBACCOS...TURKISH AND DOMESTIC...THAN ANY OTHER POPULAR BRAND