The American Home

10¢

20 PAGES
PROVING ANYONE MAY HAVE A HOME OF TASTE

FALL DECORATING
OCTOBER 1937

YOU'LL SAVE COUNTLESS STEPS in a kitchen that's arranged as compactly as this one. And you'll save no end of work, for its foot-cushioning floor requires so very little care. It's one of the newest designs in Armstrong's Embossed Linoleum, framed by an intriguing two-toned linoleum border. Of course, you've always known that Armstrong's Linoleum is easy to keep clean. But you cannot fully appreciate how *much* leisure can be yours until you have a floor like this in your own kitchen. You'll do away with scrubbing. You'll wipe up spilled things with the flick of a damp cloth. Occasionally you'll freshen the surface with Armstrong's Linogloss Wax *which needs no polishing*. And that is all! Yet every moment of every day, your Armstrong Floor (which costs you so very little) will sparkle with cheering color as it quiets and cushions your footsteps. More time for play—certainly you need it! Why not take the first step toward it by seeing the beautiful new Armstrong's Linoleum Floors that are now showing at your local stores?

NEW FREEDOM FROM WORK

and new comfort underfoot are but two of the advantages of this gay kitchen floor of Armstrong's Embossed No. 5573, with its plain linoleum border. Cemented over cushioning felt, such a floor will also keep its fresh beauty for years. Wainscoting is Armstrong's Linowall, No. 752. Complete room specifications sent free.

ROOM PORTRAITS

reproduced in natural color are yours if you write for "Floors That Keep Homes in Fashion." Enclose 10¢ for mailing (40¢ outside U.S.A.). Address Armstrong Cork Products Company, Floor Division, 3710 Pine Street, Lancaster, Pennsylvania. (Makers of cork products since 1860)

ARMSTRONG'S LINOLEUM FLOORS

for every room in the house

PLAIN • INLAID • EMBOSSED • MARBELLE • JASPÉ • RAYBELLE • MONOBELLE • PRINTED • QUAKER RUGS *and* LINOWALL

SPOTLESS DRAPERIES—CLEANER WOODWORK AND WALLS! "The construction of our house was well under way before we investigated the advantages of G-E Gas-Fired Warm-Air Conditioning. We are extremely grateful for G-E's contribution to better living.

"Spotless draperies, cleaner woodwork and walls, brighter windows—these are the extra dividends I get from my G-E Gas-Fired Warm-Air Conditioner."

Mrs. Paul Marsh, *Washington, D. C.*



← GOOD TO KNOW THE WIFE DOESN'T HAVE TO WORRY! "Am proud to say I was one of the first in Albany to install a General Electric Oil Furnace. I have been money ahead ever since.

"When I am on duty at the fire station late at night it is good to know that my wife does not have to worry about the furnace. I am tickled to death because it cuts my heating costs almost in half."

Capt. Wm. Hellenbrandt, *Albany, N. Y.*

"MY HUSBAND CALLS THE FURNACE 'HIS BEST FRIEND'"

HERE IS CONVINCING PROOF OF THE EXTRA COMFORT OFFERED BY GENERAL ELECTRIC AUTOMATIC HEATING AND AIR CONDITIONING EQUIPMENT



"I certainly appreciate the General Electric Gas Furnace on behalf of my husband. He used to get up at 6 A. M. to stoke the furnace before going to work. Now he has an extra hour of sleep in the morning. He calls the furnace—'His Best Friend'.

"We installed the G-E Gas Furnace two years ago after being inconvenienced for nine years. That was the wisest investment we ever made."

Mrs. Fred Pohl, *Woodcliff, N. J.*

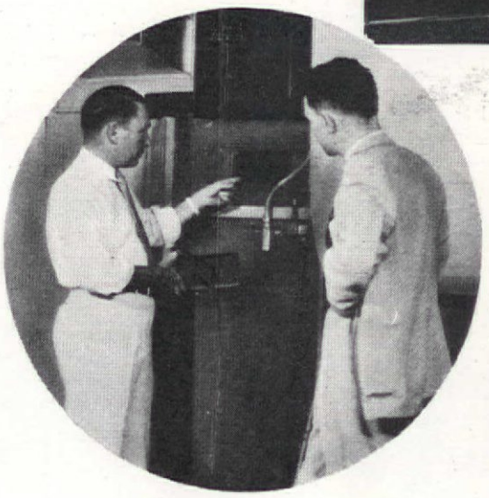

REAL COMFORT FOR FATHER! "I had no idea how → convenient a G-E Oil-Fired Warm-Air Conditioner could be until I came to Washington to keep house for my brother.

"It not only saves steps to the basement but it leaves your mind free of the old-fashioned worries.

"It also gives my father real comfort in old age with constant uniform heat. I feel it is always safe to leave him when I want to go down town."

Miss Ottie Cott, *Washington, D. C.*

← TEMPERATURE NEVER VARIED MORE THAN ONE DEGREE! "Our General Electric Oil-Fired Warm-Air Conditioner was installed a year ago. We purchased $105 worth of oil, and the gauge today shows 150 gallons in the tank. This amount of oil included the amount used for drying out a new house and keeping it warm while the painters were working.

"We moved in November 15th. The temperature was set at 72 degrees and never varied more than one degree all last winter."

Lester F. Lines, *Media, Pa.*

FREE LITERATURE—FREE ADVICE!

There is a General Electric distributor in your community who is a heating and air conditioning specialist. *Consult with him.* He will gladly make a survey of your home, without cost or obligation, and will advise the type of unit best suited to your needs. Phone the General Electric distributor today or mail the coupon for free literature.

GENERAL ELECTRIC

Automatic Heating and Air Conditioning

OIL FURNACES • GAS FURNACES • WINTER AND SUMMER AIR CONDITIONING

GENERAL ELECTRIC CO.
Air Conditioning Dept.
Div. 102312, Bloomfield, N. J.
Please send me, without cost or obligation, literature regarding the General Electric—

☐ Oil ☐ Gas } Furnace

☐ Oil ☐ Gas } Winter Air Conditioner

Name.....

Address.....

Home of Mrs. John Spellman, Santa Monica, California

Home of Elaine Volkers, St. Louis, Missouri

Home of William J. Freethy, Architect, Waban, Massachusetts (right)

Home of Mrs. Ella Donaldson, Columbus, Ohio (top center)



Home of Mr. and Mrs. John Anker, McLean, Virginia

Home of Mr. and Mrs. Elmer E. Frey, Short Hills, New Jersey (left)

Home of Mrs. Henry E. Gilbert, Mooers, New York

OCTOBER, 1937

CONTENTS

National Edition

VOL. XVIII, No. 5

Cover: Photograph by F. M. Demarest
A Professor's Preference 8
Index to Advertisers 10
State Flower Prints VII—Minnesota 12
Fall Decoration from Market to You . . . . *Louis Goodenough* 13
A Smart Version of Colonial in Winnetka, Illinois 16
Why Fruit Trees that Flower Don't Always Fruit . *Fordyce C. Deitz* 18
October Futures on June Sweet Peas . . . . . *Keith Barrons* 19
For a Very Young Sailor . . . . . *Allen B. Smith* 20
Collecting Lion Glass . . . . . *Mrs. L. B. Mayne* 21
Foundation Planting Is Not Just "Setting Out" Assorted Evergreens . . . . . *Leonard H. Johnson* 22
We Present Triple-Proof Evidence that No Home Is "Hopeless"—Case History No. 1 . . . . . *Martha B. Darbyshire* 24
Remodeling a Brown Shingle Home of "Gay 90's" Vintage—Case History No. 2 . . . . . *Helen Bell Grady* 27
A Bungalow Grows Up—Case History No. 3 28
Fall Windows 29
Tulips 33
One Hour a Week Enough . . . . . *Dr. Cynthia Westcott* 34
Cape Cod on Long Island 36
House for Mr. and Mrs. Harry B. MacRae, Dallas, Texas 38
Any Child Can Train a Dog . . . . . *Rae Norden Sauder* 39
Fern Fronds in My Garden . . . . . *Emily Seaber Parcher* 40
Narcissi for Next Spring's Garden . . . . . *Elizabeth Lawrence* 42
The Stubborn Dozen . . . . . *Jacqueline Frost* 44
Let's Give a Gadget Party . . . . . *Ellen Sheridan* 45
Halloween Games and Goodies . . . . . *M. L. Lee* 46
Meat on Your Budget . . . . . *Ann Hoke* 47
Mexican Baked Beans . . . . . *Earl Chapin* 50
Early American Castors . . . . . *Harriet I. Shields* 64
Hidden House . . . . . *Laura Heine Morse and Cyrus Bryant Morse* 68
A Victorian Home for Today 77
Brother Broilers . . . . . *Walter E. Burton* 80
Our Little Feathered Foundling . . . . . *Ludwig Wielich* 90
Little Trees for Little Places . . . . . *Chesla C. Sherlock* 92
May We Present 94
Simple Planting Did It . . . . . *Louise Price Bell* 112
For Your Fall Windows 119
For Fall Entertaining 123
Blame Your Pots and Pans . . . . . *A. Hazel Price* 125
Right From Our Own Kitchen . . . . . *Julia Bourne* 126
October Odds and Ends for Gardeners . . . . *E. L. D. Seymour* 148

Home of Lilyan Crystal, Lake Parsippany, New Jersey

Home of Mr. and Mrs. William F. St. Clair, Columbia, Missouri

Home of Mrs. T. J. Cole, Blue Island, Illinois

Home of Mr. and Mrs. Frank Bell, Trumansburg, New York

MRS. JEAN AUSTIN, Editor

E. L. D. SEYMOUR, Horticultural Editor — FRANK A. EATON, Art Director — CHARLOTTE E. CONWAY, Associate Editor — JULIA BOURNE, Home Economist

Address decorating inquiries to MARY E. MONZE

THE AMERICAN HOME, October 1937, Vol. XVIII, No. 5. Published monthly by the Country Life-American Home Corporation, W. H. Eaton, President-Treasurer, Henry L. Jones, Vice-President, Jean Austin, Secretary. Executive, Editorial and Advertising headquarters, 444 Madison Avenue, New York. Subscription Department, 251 Fourth Avenue, New York. Branches for advertising only: 248 Boylston Street, Boston, Mass.; Peoples Gas Building, Chicago, Ill.; A. D. McKinney, 915 Olive St., St. Louis, Mo.; W. F. Coleman, Henry Building, Seattle, Wash.; W. F. Coleman, 485 California Street, San Francisco, Calif.; W. F. Coleman, 903 Union Bank Building, Los Angeles, Calif.

Copyright, 1937, by the Country Life-American Home Corporation. All rights reserved. Title registered in U. S. Patent Office.
Subscription price $1.00 a year—three years, $2.00; foreign postage $1.00 per year extra. Entered as second class matter December 31, 1935, at the Post Office at New York, N. Y., under act of Congress, March 2, 1879.

INTERVIEWING THE WORLD'S LOVELIEST MODELS





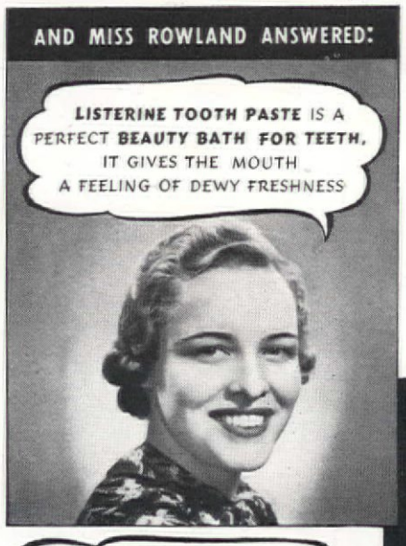

USE the tooth paste they use and you too can have the flashing teeth of New York glamour girls. Perhaps the tooth paste you use is too harsh or too soapy. Why not lay it aside and try Listerine Tooth Paste, the dentifrice that so many professional beauties in New York studios call their Beauty Bath for teeth?

"Its wonderful cleansers seem dainty as gossamer," says one who is photographed at least a dozen times a day.

"I like the wonderful flash it gives to teeth and the delightful feeling of freshness it imparts to the mouth," reports another.

"I'm a working girl and the fact that the big tube lasts me from two to three months is mighty important news," declares a third.

"Most of the models I know use it," continues a fourth. "It seems to give the flash and lustre the studios demand."

LAMBERT PHARMACAL COMPANY, *St. Louis, Mo.*

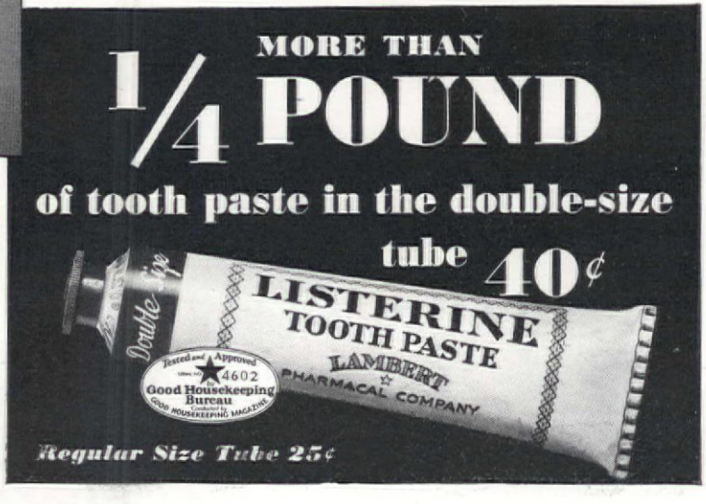

PROTECT YOUR FULL

—with this Better that begins with

Sun-Like Radiant Heat from new-style radiators warms living levels!—increases P. C.*

No one is comfortable with cold feet. No room is comfortable with cold floors. Fresh, clean circulating air can't make you feel right if you don't have a heating system that stops cold drafts from windows—and delivers extra warmth at floor levels!

Only the newer air conditioning systems based on radiator heating give this superior **P.C.*** . . . and only concealed radiators like the new-style American Radiant Convectors give extra heat at living levels . . . because only such radiators give you an active source of sun-like RADIANT HEAT identical with heat rays from the sun!

Installed under windows to halt cold floor drafts at their source, these radiators complete the modern window ensemble . . . shut out the cold with a curtain of rising warm air!



A party in full swing—smoke filled rooms—P. C.* may call for lots of fresh, circulating air—but very little heat!

The new American Radiator Conditioning Systems—with ducts for air circulation and radiators for heating—enable you to have constant circulation of air between the periods when the thermostat calls for heat!

This feature of constant air circulation also prevents stratification of air (cold air to the floor—hot air to the ceiling) between heating periods.

In short, these new systems give you the complete flexibility and accurate control which spell comfort, satisfaction and economy under all living conditions. They are as far ahead of ordinary air conditioning systems in performance as today's streamlined automobiles are ahead of pre-war Model T's!

* PERSONAL COMFORT

LISTEN IN! American Radiator Fireside Recital . . . every Sunday 7:30 P.M. E.S.T. WEAF-NBC Network.

New AMERICAN RADIATOR

BRING IN FRESH AIR. ADD HUMIDITY. CLEAN THE AIR. CIRCULATE THE AIR. GIVE SUN-LIKE RADIANT HEAT. WARM EVERY ROOM EVENLY. SUPPLY YEAR-ROUND DOMESTIC HOT WATER.

HOME INVESTMENT!

Air Conditioning Radiator Heating

Perfect P. C.* for you—every room has balanced heat, and new thermostats eliminate "cold 70"!

Wherever perfect heating balance in every room must be assured (skyscrapers, de luxe hotels, etc.) radiator heating is specified. Now you can have the thrill of this same perfect heating comfort in your own home . . . with better air conditioning!

The new American Radiator Conditioning Systems also give you a comfort miracle through revolutionary new thermostats that maintain air temperatures within one fifth of one degree . . . and give you constant RADIANT HEAT by keeping new-style radiators always warm. This eliminates "cold 70" — which is what engineers call that chilly period just before ordinary thermostats start up the heating system. Every room just right! — **P.C.*** conditions *always* perfect! No other system gives such radiant living!

P.C.* needs constant hot water at lowest cost— these new systems can save hundreds of dollars on hot water and heating.

Dollars saved each month in hot water costs — tens of dollars saved each year in fuel costs — and perhaps hundreds of dollars saved in replacement costs are bedrock reasons why these better air conditioning systems are by far the most economical to OWN even when they cost a few dollars more to BUY!

AMERICAN RADIATORS & IDEAL BOILERS

as part of the system mean more dollars for you if you ever sell your home! You can name a better price with those names!

No cash required. Small monthly payments enable you to get American Radiator Heating NOW — you can add Arco Air Conditioning now or later! Phone your Heating and Plumbing Contractor! Mail the coupon!

To locate nearest American Radiator dealer look in your classified telephone directory under "Air Conditioning Contractors" or "Heating Contractors."

CONDITIONING SYSTEMS

EASILY INSTALLED WITHOUT WEAKENING FRAMEWORK OF TWO-STORY HOUSES. SUMMER COOLING WHEN DESIRED. ARCO AIR-CONDITIONING CAN BE ADDED TO ANY GOOD RADIATOR HEATING SYSTEM.

AMERICAN RADIATOR COMPANY
DIVISION OF AMERICAN RADIATOR & STANDARD SANITARY CORPORATION
44 West 40th Street, New York, N. Y.
Send me your free booklet about Better Air Conditioning
Name.....
Address.....
City or Town..... *State*..... AH-10

How Gypsy's Warning Brought me Good Luck

"Poor lady, you have ze hard life," said Gypsy—feeling my rough dishpan hands. What a jolt to my pride!

The fortune-teller's remarks brought me luck. It woke me up—made me realize what was coarsening my hands. I stopped washing dishes with strong packaged soaps, and changed to gentle Ivory. Now honestly you'd never guess I ever *touched* a dishpan! My hands look grand! Try Ivory Soap for *your* dishes—it costs *less* to use than ordinary chips and powders—only about 1¢ a day! Ask for economical "Large Size" Ivory today.

IVORY SOAP *for Dishes keeps hands smooth*

TRADEMARK REG. U. S. PAT. OFF. • MADE BY PROCTER & GAMBLE

A professor's preference

Home of Whitley P. McCoy in Alabama

THIS simple, straightforward house in University, Alabama, is pleasing and extremely practical in every way. An atmosphere of friendly hospitality in the Cape Cod manner has been achieved by the architect, E. B. VanKeuren of Birmingham, Ala.

E. B. Van Keuren Architect

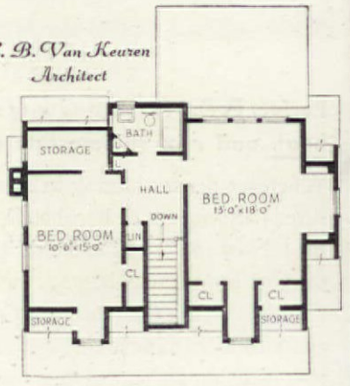

Even at the first glance, you feel that the owners knew exactly what they wanted, and must be pleased with the results. It shows thought and careful planning; its construction is sound; the interior architecture and decoration are as

[*Please turn to page 60*]

Jones Studio

Rear and side views of house

Special Offer to AMERICAN HOME Readers

Free

The Timeliest and Most Practical Book Ever Given to New Members of THE LITERARY GUILD



ACTUAL SIZE
9 x 12 INCHES
500 Photographs and Plans

This big new 1938 BOOK OF SMALL HOUSES is a complete manual for everyone who wants to build his own home with a complete understanding of every step involved. It contains plans, costs, specifications and all construction details for 115 small houses selected by the Editors of *Architectural Forum*—houses ranging in price from $982 to $20,000. It will tell you how to find out how much the house you want will cost—and why; how to choose a building site and how to design, plan and finance that home.

HOW YOU CAN USE THIS BOOK:

1. Before purchasing the lot: Consult the check list of items to question. It will save you unpleasant surprises and money.

2. What style of architecture? A review of the examples shown in this book will save you hours of tiresome roaming over the countryside.

3. When planning the floor layout: Suggestions to guide your architect properly, and save time and money in the later correction and changing of plans.

4. Specifications: "Shall we use wood, brick or stone?" "Shall we heat with coal, gas or oil?" "What about air conditioning?" "What about insulation?" This book gives you the answers to these questions.

5. Interior Detail: Numerous ideas for the handling of walls, and floors, and doors, and fixtures.

6. Interior Decoration: You can get numerous suggestions, learn what you like and dislike by reviewing the hundreds of pictures of interiors.

7. Landscaping: Gives you a basis for intelligently guiding your landscape architect or gardener.

This great time-and-money-saving book of practical ideas, containing over 500 photographs and plans, is ABSOLUTELY FREE to American Home readers who join the Guild now.

SUBSCRIBE NOW
Send No Money

Remember: you buy only the books you want and you may accept as few as four books a year. The Guild service starts as soon as you send the coupon. Our present special offer gives you The 1938 Book of Small Houses absolutely free. This book will come to you at once, together with full information about the Guild Service and special savings, and the Guild's Free Bonus Book plan.

GUILD MEMBERSHIP IS FREE

THE Guild selects for your choice month the outstanding new books before publication—the best new *fiction* and the best new *non-fiction*. "Wings"—a sparkling, illustrated little journal—comes free each month to members. It describes the forthcoming selections and recommendations made by the Editors, tells about the authors, and contains illustrations pertinent to the books. This invaluable guide to good reading comes a month in advance, so members can decide whether or not the selected book will be to their liking. You may have the Guild selection any month for only $2.00 (plus a few cents carrying charges) regardless of the retail price. (Regular prices of Guild selections range from $2.50 to $5.00.) Or you may choose from 30 other outstanding books recommended each month by the Guild—or you may order any other book in print at the publisher's price. But you need not take a book each month. As few as four within a year keeps your membership in force.

You Save Up to 50%. Remember, Guild savings are not merely fractional savings. When you can get a $3.00, $4.00, or $5.00 book for only $2.00, your book bills are cut in half, and you can afford to buy more books this way than under any other plan. And if you join now, you are protected against any increase in price of Guild selections for a full year.

Free "Bonus Books" Twice a Year. This popular new BONUS plan gives thousands of Guild members an additional NEW book every six months ABSOLUTELY FREE. Full details of this special plan will be sent to you upon enrollment.

LITERARY GUILD OF AMERICA, Dept. 10 A. H., 9 Rockefeller Plaza, New York

MAIL THIS COUPON

FREE — 1938 Book of Small Houses

THE LITERARY GUILD OF AMERICA,
Dept. 10 A. H., 9 Rockefeller Plaza, New York.

Enroll me, without charge, as a member of the Literary Guild of America. I am to receive free each month the Guild magazine "Wings" and all other membership privileges. It is understood that I will purchase a minimum of four books through the Literary Guild within a year—either Guild selections or any other books of my choice—and you guarantee to protect me against any increase in price of Guild selections during this time.

In consideration of this agreement, you will send me at once, FREE, a copy of The 1938 Book of Small Houses.

Name.....

Address.....

City.....State.....

Occupation.....

Canadian Subscribers write direct to the Literary Guild in Canada, 388 Yonge St., Toronto, Canada.

Frowns Become Smiles

when the hot water tank is EVERDUR Silicon Bronze



FREE! Write for our new booklet, "Portrait of a Rust-Proofed Home". It shows where to use Anaconda Metals for economy's sake.

A tank of EVERDUR is the most durable you can buy

GIVE your family the comfort of abundant, rust-free hot water. An automatic water heater will supply you with this healthful comfort IF the storage tank is made of EVERDUR...the "lifetime" metal.

EVERDUR is rustless as copper...strong as steel. Leading makers of water heaters standardize on EVERDUR for non-rust tanks. Laundries, too, whose business *depends* on clean hot water, find this metal best for their giant-size heaters.

Your utility company or plumbing contractor can supply you with water heating equipment of non-rust EVERDUR. Throw out the old rusted tank . . . enjoy plenty of *rust-free* hot water this winter!

• • •

P.S. And for non-rust piping, use Anaconda Copper Tubes or Brass Pipe. They also provide a lifetime of rust-free service.

EVERDUR is a trade-mark of The American Brass Company registered in the United States Patent Office. 37113-A

ANACONDA Everdur Metal

RUSTLESS AS COPPER . . . STRONG AS STEEL

THE AMERICAN BRASS CO., General Offices: WATERBURY, CONN.
Offices and Agencies in Principal Cities • In Canada: Anaconda American Brass Ltd., New Toronto, Ont.

INDEX TO NATIONAL ADVERTISERS

October, 1937

It is the definite policy of THE AMERICAN HOME *to make its advertising pages trustworthy and reliable.*

Automobiles
Goodyear Tire & Rubber Co. 91

Building
Aluminum Company of America ..3rd Cover
The American Brass Co. 10
American Gas Products Corp. 102
American Radiator Company 6, 7
American Stove Company 64
American Walnut Manufacturers Assn. 124
Andersen Frame Corporation 118
Armstrong Cork Company .....2nd Cover
Bennett Fireplace Corp. 145
Boston Varnish Company 147
E. L. Bruce Company 118
Bryant Heater Company..... 79
Samuel Cabot, Inc. 137
Carrier Corporation 101
W. A. Case & Son Mfg. Co. 144
The Casement Hardware Co. 137
Century Engineering Corp. 142
John Cooper Company..... 137
Curtis Companies 110
Delco Frigidaire Div. of General Motors 63
Devoe & Raynolds Company 121
Du Pont Paints 130
Fairbanks, Morse & Company 120
Fir-Tex Insulating Board Co. 62
General Electric Co. 3, 51
General Insulating & Mfg. Co. 120
Heatilator Company 146
Hoffman Specialty Co. 70
The International Nickel Co. 99
Iron Fireman Mfg. Co. 82
Johns-Manville Corporation 59
Kohler Company 132
Libbey-Owens-Ford Glass Co. 93
Lowe Brothers Company 100
Masonite Corporation 142
Medusa Portland Cement Co. 135
Minneapolis-Honeywell Reg. Co. 89
Owens-Illinois Glass Co. 90
National Lead Company..... 116
Philippine Mahogany Mfg. Import Assn. 68
Pittsburgh Plate Glass Co. 76
Portland Cement Association 107
Pratt & Lambert, Inc. 144
Red Cedar Shingle Bureau..... 125
The Ruberoid Co. 128
Rutland Fire Clay Company 146
Schalk Chemical Company 141
Silent Glow Oil Burner Corp. 71
Spencer Heater Company 143
Surface Combustion Company 123
Timken Silent Automatic 88
United States Gypsum Co. 77, 100, 124
U. S. Steel Corp. (Cyclone Fence) 129
Western Pine Association 143
Wilbert Products Co. 137
Wood Conversion Company.....122, 130

Electrical Equipment
American Telephone & Telegraph Co. . 136
Chase Brass & Copper Co. 104
Clements Mfg. Co. 131
General Electric Co. 111
Hobart Mfg. Company (KitchenAid) . 139
Lightolier Company 146
McGraw Electric Company 98
A. E. Rittenhouse Company..... 131
Westinghouse Electric & Mfg. Co. 134

Food
California Fruit Growers Exchange .. 112
Church & Dwight Co. 112
Fleischmanns Yeast 57
Hawaiian Pineapple Company 127
H. J. Heinz Company 52
The Kraft-Phenix Cheese Corp. 55
National Biscuit Company 126

Horticulture
Atkins & Durbrow Company 148, 149
Brand Peony Farms..... 148
Burpee's Bulbs 148, 149
Conard-Pyle Company..... 149
Henry A. Dreer 148
Gardenville Bulbs 148, 149
R. M. Kellogg Co. 149
Maloney Bros. Nursery 148
National Mower Company 149
Naughton Farms 149
Peat Import Corporation 148
Wayside Gardens 148

House Equipment
Aluminum Cooking Utensil Co. 95
A. P. W. Paper Company 140
Cambridge Glass Company 140
Cataract Sharpe Mfg. Co. 94
Columbia Mills, Inc. 136
Corning Glass Works 113
Fostoria Glass Company 67
Gardner Mfg. Co. 129
General Electric Co. 65
Gulf Oil Corporation 147
Huyck & Sons (Kenwood Mills) 98
Kleinert Rubber Company 84
Daniel Low & Company 127
Lydon-Bricher Co. 149
Meets-A-Need Mfg. Co. 149
National Enameling & Stamping Co. .. 72
Pacific Clay Products Co. 74
Ranney Refrigerator Company 139
Revere Copper & Brass Co. 83
John Ritzenthaler 145
Royal Lace Paper Works 145
Russia Cement Company..... 138
Scott Paper Company 54
Silex Company 147
Singer Sewing Machine Co. 106
Three-In-One Oil Co. 145
Window Shade Institute 105
J. Wiss & Sons Company 108
Wooster Rubber Company 139

House Furnishings
American Rolling Mill Co. 53
Bigelow Sanford Carpet Co. 86
Cannon Mills, Inc. 49
Charak Furniture Co. 94
Chase Brass & Copper 80
Clinton Carpet Co. 92
Colonial Williamsburg 73
Columbus Coated Fabrics Corp. 94
Congoleum Nairn, Incorporated 66
Copeland & Thompson 145
Drexel Furniture Co. 73
F. & K. Yarn 145
Firth Carpet Company 56
Julius Goodman 141
Gorham Company 69
Heywood-Wakefield Co. 117
Archibald Holmes & Son 114, 115
Hoosier Mfg. Co. 138
Imperial Furniture Co. 139
Imperial Paper & Color Co. 97
International Silver Co. 81
Robert Irwin Company 141
B. P. John Furniture Co. 11
Chas. Karr (SpringAir Mattresses)... 60
Samuel Kirk & Son 87
Knape & Vogt Mfg. Co. 139
Manchester Silver Co. 126
E. L. Mansure Company 132
C. H. Masland Rug Company 75
Olson Rug Company..... 128
Ostermoor & Company 150
Palmer Brothers 141
Quaker Lace Co. 61
Scranton Lace Co. 109
Simmons Company 85, 103
Sleeper, Incorporated 133
Alexander Smith Rug Co. 96
Stanco, Inc. 141
W. F. Whitney Company 104

Insurance
American Insurance Co. 144
Employers' Group 122
Phoenix Life Insurance 58

Miscellaneous
Wm. Cooper & Nephews, Inc. 149
Geppert Studios 149
Hubinger Company 140
Justrite Mfg. Company 140
Klad-Ezee Company 145
Polk Miller Products Co. (Sergeants) . 129
Ponten Mfg. Co. 127
Roovers Embossers 141

Musical
W. W. Kimball Company 142
Mathushek Piano 145
Winter & Co. 131

Publishers
American Stationery Co. 102
Literary Guild of America 9
G. & C. Merriam Co. 127
Midget Card Co. 127

Schools
American Landscape School..... 149
Josephine Dunn 137
Jane Manner Speech Studio..... 126
N. Y. School of Interior Decoration ... 149

Smoking Materials
Philip Morris Co., Ltd. 135
Reynolds Tobacco Company .....4th Cover

Soaps and Cleansers
Fels & Company 50
Hygienic Products Co. 140
Ivory Flakes 8
S. O. S. Company 108

Toilet Goods
Kleenex 110
Lambert Pharmacal Co. 5
Newskin Company 146
Norwich Pharmacal Co. 138

Travel
Dollar Steamship Line..... 119

While every precaution is taken to insure accuracy, we cannot guarantee against the possibility of an occasional change or omission in the preparation of this index.

for Beauty's Sake

Glamorous Formal vanity by Fashion-Flow, America's smartest furniture. Full-length mirror. Sparkling Tuf-flex miracle glass shelves. Pictured here in rich mahogany and blond maple. Also available in walnut and in maple finished cherrywood. $89.75

A perfect piece for the guest or daughter's room. Shown here in maple finished cherrywood, $35.75. Same price in walnut. Slightly higher in mahogany with blond maple

Handsome Fashion-Flow vanity. Heavy plate mirror. Five roomy drawers. Shown here in walnut, $54.75. (*In mahogany, $59.75*). Fashion-Flow Lamps by Rembrandt to match, as illustrated, $7.95.

A welcome addition! It gives an extra mirror and extra drawer space. Same price in all three Fashion-Flow woods, $39.75.

To help you look your best, morning, noon and night Fashion-Flow designs America's smartest vanities. So many! From smart little cases for your powder room to magnificent pieces with full length, flawless plate glass mirrors.

To go with them are smartly styled beds, fully dust-proof chests and dressers, and scores of other pieces, all in the distinguished Fashion-Flow design now in thousands of homes from coast to coast.

A design you will always enjoy and so sturdily made it will serve you well a long, long time. In three beautiful hand rubbed woods—walnut, cherry in a warm maple finish, and mahogany with blond maple accents.

Choose Fashion-Flow by the piece, just the pieces you want for *your* room, your *guest* room, the *children's* rooms. All Fashion-Flow pieces are priced the same throughout the United States, and so low you will find it easy to start your Fashion-Flow room now. See them today in beautiful Fashion-Flow hall at your leading store. Be sure it is genuine—look for the Fashion-Flow label on every piece of furniture.

Fashion-Flow

TRADE-MARK REG. U. S. PAT. OFF.

ADD-A-PIECE FURNITURE

Built by B. P. John

FREE! Fashion-Flow Folder. Featuring all pieces from $19.75. Nationally priced from coast to coast.

Name_____

Street_____

Town_____

State_____

Send this coupon today to Fashion-Flow Corporation, 1700 Merchandise Mart, Chicago, Illinois.

ENTIRE ADVERTISEMENT COPYRIGHTED 1937, FASHION-FLOW CORPORATION. ALL FASHION FLOW DESIGNS PATENTED.

State Flower Prints

Painted by
Edith T. Johnston

VII. *Minnesota:*
The Showy Lady-Slipper:

This largest and most spectacular of our native orchids is, botanically, Cypripedium reginae (formerly C. spectabile), a species of moccasin-flower, and also known as whippoor-will's shoe. "It is doubtful," says Dr. Homer D. House, "if any wild flower surpasses this in beauty." Formerly common in swamps and moist woods from Newfoundland to Minnesota and Georgia, it has become so sought after because of its size and loveliness, and it is so difficult to grow in gardens, that it is joining the ranks of those rare treasures of our flora that need the special protection of intelligent conservation measures.

Fall Decoration from MARKET to YOU

Warm brown tones in a modern living room, left. The scheme is set by a carpet from Firth called wood harmony. Louisville Textile draperies in rust and brown on natural, beige glass curtains from Quaker Lace, love seat in rusty peach from Cohn, Hall & Marx

LOUIS GOODENOUGH

It's three o'clock in the morning. No dimming lights signal the end of the dance. No nostalgic "Home Sweet Home" curfews for gaily swinging couples. Instead there is feverish activity, gloom-piercing unshaded lights, a fog of cigarette smoke. Porters push furniture into small, attractive groupings. Orders bark over the din of scraping chairs, the bumping of tables, and the hectic hubbub of voices.

Here is some furniture manufacturer's showroom which is getting its final primping before nine o'clock the next morning. For at that time buyers from every state in the union will be swarming in to place their orders. Soon trains, trucks, and boats will ship what has pleased their eyes and purses. Soon editors and reporters from newspapers and magazines interested in home furnishings will be on hand to see what is new, what the manufacturers have developed to satisfy the needs and desires of the homemaker. They are there to report their findings to the hundreds and thousands of people who follow the news in these publications, so they may know what to expect to find when they go to their favorite home furnishing store for a new rug or a new chair or a new dining room table.

Before this market is over nearly 50,000 department and furniture store buyers will have visited Chicago, Grand Rapids, Jamestown, and New York. Several more thousand will have gone to the markets in San Francisco and Los Angeles. In High Point, North Carolina, others, or the same thousands, will have trudged through other showrooms with their eyes ever on the alert for some good buy for you.

In January these same buyers will journey again to the home furnishings centers and for two more crowded weeks—just as they did last July—they will make their purchases. In between these January and July shows they may go to the one-week May and November shows to fill in for early summer and winter.

Behind all of this is the same excitement and lots of the romance you have heard about when the apparel and the millinery buyers travel to Paris for the *haute couture* openings. True, there are no glamorous mannequins to parade Vionnet's full skirted evening dresses in gossamer chiffon and organza. Nor is there the Schiaparelli to recommend the hourglass figure, Molyneux to suggest hip-top jackets, or Mainboucher to sponsor the wide sweeping hemline on the evening dress. But there is this—

The top of that walnut table in your living room which you have admired for so long because of its swirly, pebbly look is undoubtedly burl walnut. The design in it came from some accident of fate.

A dainty bedroom, with Celanese taffeta draperies in turquoise over a window shade in the newest color, sunrose. Bed ruffle and dressing table apron in a small chintz pattern on a peach ground, from Cyrus Clark. A tango rust carpet from Alexander Smith, and a flowered wallpaper on a peach ground from Katzenbach & Warren

WATER COLOR MOSAICS BY ARTINE SMITH

Alexander Smith's burgundy carpet, brightened by Imperial's pearl gray wallpaper. Azure Venetian blinds from Columbia set off chintz draperies on a burgundy ground from Cyrus Clark. Chair in deep rose damask, Stead & Miller. Sofa in blue and gray-beige, Orinoka

Here is that walnut tree in 1837 which was some day to be cut up for your table. Returning home after dark from an arduous day of bartering beets and selling spinach, Farmer Brown, relying too much upon his horse to navigate the road into the stable is rudely brought to life by his wagon scraping that tree. With an expletive, time worn many centuries before, Farmer Brown "giddaps" and "whoas" his horse into the stable.

A slight abrasion has been made under the bark of this tree. Soon, inscrutable Nature starts to send a crop of fruit buds to repair this slight damage. But these buds never mature, and instead of sprouting out in the accustomed manner as a new walnut limb, they

Dining room, below, with Bigelow Sanford's blue carpet, and gray wallpaper from Imperial. From Marshall Field come the glass curtains, chair seats in rose coptic, and flowered linen draperies. Right, Thibaut's wallpaper in burgundy on gray for a living room. Waverly's burgundy fabric for the wing chair, tapestry seat pad, and chintz draperies. Green carpet, Bigelow Sanford



The new "ridgeweave" cotton carpet is a sturdy one from Klearflax, upper left corner. A narrow stripe from Orinoka. Floral pattern, above, Titus Blatter

A delicate design in wallpaper from Becker, Smith & Page, far left. Celanese ninon with a thread stripe, above left. Artloom carpet, above. Flowers are graceful on a ground stripe in chintz from Charles Bloom

Large flower motif is a washable, spotproof chintz, Cyrus Clark. Wide stripe, Orinoka. Artloom carpet

From Orinoka comes the upholstery fabric, above left. Carpet above, in "dessert sand," Archibald Holmes. Floral pattern, at the right, from Charles Bloom

get all mixed up under the bark and start to grow in clusters.

Years later this tree is cut down and shipped to some factory. In sawing up for planks this strange cluster is discovered. The saws are stopped. Such a beautiful formation, all in swirls and pebbles, cannot be sacrificed. Instead, thin veneers are cut off and from these buds which never grew right are obtained many sheets of wood to top the tables of American homes. That pebbly look you like so much is just a cross section of those buds.

Behind that axminster rug your feet are resting on as you read this article is a tale which takes you to Tibet. There, shorn from some unsuspecting lamb is the wool which has to be scoured, dried, blended, aged, unkinked, and twisted into a length of yarn. From the time it is on the sheep to the time it reaches these shores where it is woven into a rug may well have taken a year.

Simmering in your aluminum saucepan is a part of tonight's dinner. Back of the metal of that container is a white powder, alumina, which was first extracted from clay in 1827. It wasn't until eighteen years later that a few tiny pieces of aluminum were extracted from this powder—and what a sensation this metal was at the Paris World's Fair! It cost ninety dollars a pound, then. Now the price is less than twenty-five cents.

What romance and glamour, too, in the electric light bulb, in the linen draperies at the window, the glass in the picture frame, the sateen in the comforter! Back of them . . . but why go on?

Instead, let us go back to those acres of floor space which are being set in order in the early hours of the morning.

Let us start in Grand Rapids, that Michigan city where so much of the life is wrapped up in furniture. In one hundred years this industry has grown from one small store to a total of one million and a half square feet given over to exhibition space for furniture. To

[*Please turn to page 97*]



This bedroom will please both men and women, in its subtle modern furniture, color scheme, and fabrics. The Firth carpet in light olive-green makes a perfect setting. The drapery fabric, from Charles Bloom, has a modern floral design on a natural ground. A peach bedspread from Orinoka is worth noticing

Photographic Illustrations, Inc.

WILLARD WALKER, *Architect*

FRANK SHERIDAN of JOHN A. COLBY & SONS, *Decorator*

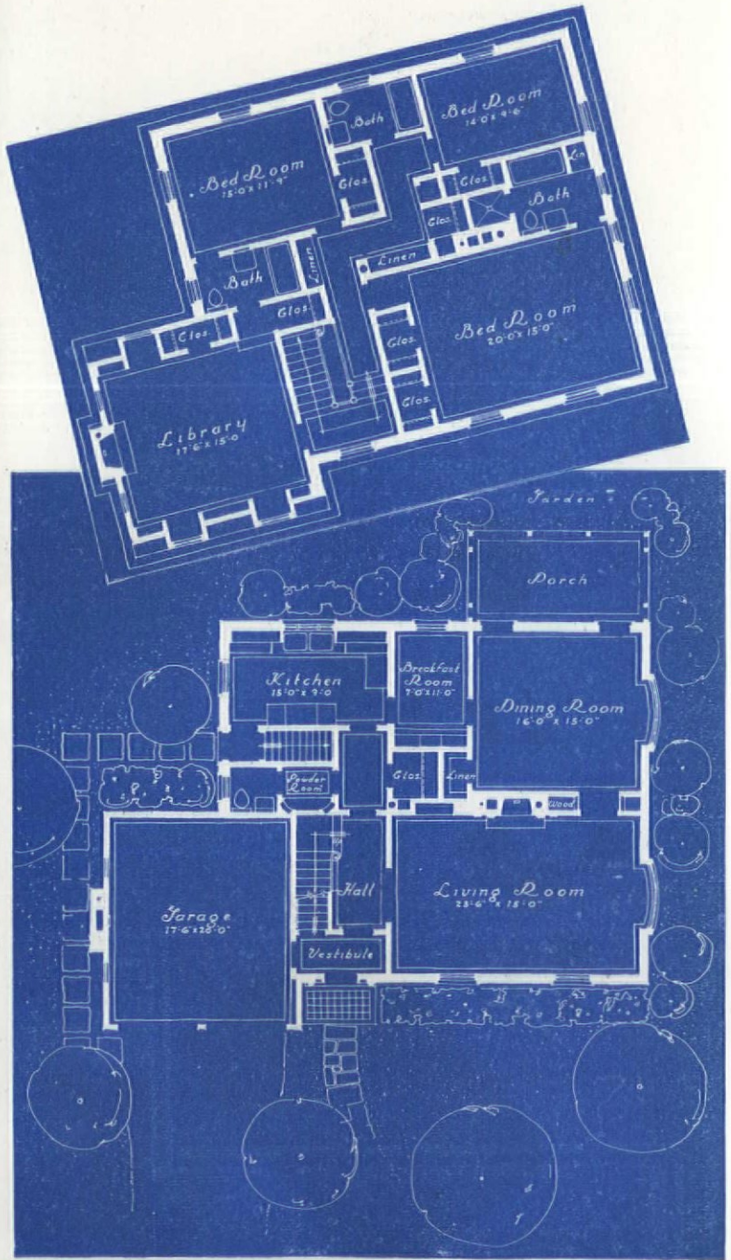

A Smart Version of Colonial

in Winnetka, Illinois

Underwood & Underwood

HERE is a pleasing modern adaptation of "Late Colonial." The architect has succeeded in re-vitalizing the light and delicate type of classicism that McIntire created for the north Federal States—in mood very like the Adam style which overcame the earlier robust Georgian in England.

The utter simplicity of the main block, built of brick and whitened, drives one's attention to the diminutive entablature of cornice and frieze striated in triglyph fashion and marked beneath with denticulation, as well as to the gracefully bowed windows on the side of the house, and also to the main doorway which to either side has shutter-panels carrying out the symmetrical design of those hinged to all the windows. Curious reeded semi-columns, unbroken by base or cap, arrange a certain formality of entrance by carrying a slightly bowed lintel adorned with meander fret. Above, rests a lamp. The door, itself, is paneled broadly in varied fashion, the two topmost sec-

[*Please turn to page 132*]

Entered from the hall the living room displays hospitable elegance

Why Fruit Trees that Flower don't always fruit . . .

FORDYCE C. DEITZ

HAVE you a fruit tree in your garden? Have you commented on and revelled in its beauty when in full bloom? And then, a few weeks later, have you been just a little disappointed to find only a few fruits on the tree?

What happened to all those flowers? Perhaps you wondered about this, and possibly you decided that it must have been due to the weather or to some bug. The chances are that, for once, neither of these was responsible. Very likely your tree is one of the many fruit varieties whose flowers are not fertilized by their own pollen and for which, unknowingly, you had not provided an acceptable mate.

Failure of fruit trees to "set fruit" is a rather common occurrence, especially in the small garden where there may be only one or two trees of a kind. A rather surprising number of varieties are incapable of self-fertilization and, therefore, self-unfruitful. Nature discards the unfertilized fruits shortly after the bloom season; so such varieties will produce few if any fruits unless pollen of another and compatible variety is provided. Another tree of the same variety is of no value for this purpose.

The term, compatible, suggests that some of these fruit varieties are very particular in the choice of mates, and that is true. The flowers of few apples, for instance, will not be fertilized by the pollen of certain other varieties even though the trees are growing close together and are in bloom at the same time. The scientist uses the word, cross-incompatibility to designate this state of affairs. It seems as if some fruit trees have their romantic moods!

Self-unfruitfulness in some varieties is due to a lack of good, viable pollen. Rhode Island Greening and Winesap apple trees produce poor pollen which will not germinate; they and varieties like them will not bear crops of fruit when planted alone, nor can they be expected to fertilize each

[*Please turn to page 102*]

A. T. De La Mare Co.



Structural details of the apple blossom are shown in the two sketches at the right. Above, in diagrammatic section, P is the pistil branching into five parts or styles; S is the anther or pollen-containing part of the stamen. Below, a much enlarged diagram of pistil, P; from its apex or stigma a pollen grain, G, has sent a tube down the style and into the ovule, O, to fertilize the egg cell, E, which will grow into a seed. R is the receptacle or base of the flower which later enlarges to form the fruit

LITTLE TREES FOR LITTLE PLACES . . . . . PAGE 92

October Futures on JUNE SWEET PEAS

KEITH BARRONS

Photograph by J. Horace McFarland Co.

TWENTY-FIVE years ago sweet peas were the most favored and the most widely grown of all annual flowers throughout the entire United States. Today they are still among the favorites and everyone loves them for their delicate fragrance and graceful beauty; but few are the gardens in the Midwest and East where this flower may be found. This raises the questions: Why have sweet peas become so difficult to grow in so many localities? And how can the home gardener overcome these difficulties?

Being a sweet pea enthusiast I set about finding answers to these two questions a few years ago. To some extent I now feel that the problems have been solved; at least I have been able to grow good sweet peas where others failed. I will tell you what I have learned about this flower and how to grow it successfully.

First, I talked with more than a hundred gardeners in a number of states who had grown sweet peas, some of them for over a quarter century. Every one of them blamed all sweet pea troubles on heat. Now this is a logical conclusion in view of the fact that in cool summer climates such as prevail in England and on the Pacific Coast little difficulty is experienced in growing this flower. Furthermore plants seem to thrive until the first warm days of summer, then acquire all manner of ailments and die. I might have concluded that these home gardeners were right, that heat is *the* important sweet pea enemy, had not the temperature records which I examined proved to me that hot summers were known back in the "good old days" when fine outdoor sweet peas were common. True, we have had unusually hot summers during the past decade, but even so, how can heat be blamed for everything when some seasons twenty and thirty years ago were exceptionally warm?

I grew sweet peas under all kinds of conditions; I used different soils and different fertilizers, and I made plantings on different dates. I consulted pathologists about the diseases of the plant and read everything I could find about sweet pea pests. Now, after four years of this investigation, I have drawn some conclusions concerning the causes of sweet pea troubles and ways of preventing them. I will enumerate them, then discuss each one in some detail.

(1) Heat is only indirectly responsible for most sweet pea failures. The real culprits are *mosaic*, a virus disease which develops only in hot weather, and *root rots* which hinder root growth and thus cause the plant to suffer, especially when it is warm.

(2) Mosaic can be controlled by growing sweet peas in partial shade and by keeping off all aphids. These tiny green insects not only injure plants by sucking juices from their stems; they also transmit mosaic from diseased plants to healthy ones.

(3) Root rots must be controlled by soil sterilization before good sweet peas can be grown in most soils.

(4) Sweet peas should be planted very early in order to give them a good start during cool spring weather. The best flowers result from plants started in a frame or cool greenhouse during January and transplanted in March.

(5) (*This is the important point because it requires action.*) Early October is the best time to prepare and sterilize your soil. At this time it will still be easy to work. Don't wait until late fall and winter rains make the ground too wet to work properly.

Root rot control

Root rot on sweet peas may be caused by any one of a number of soil inhabiting fungi which attack the roots as fast as they develop. If you dig up sweet pea roots and examine them carefully you will probably find many that are an unhealthy black or reddish brown color; these root rot lesions may also be found on the base of the stem. The rootlets are often rotted off completely, and occasionally the entire root system is affected. The effect of this attack may not be apparent in the spring; top growth may go on at a normal rate and the vines may look healthy enough as long as it is cool. But when a hot day arrives the leaves lose moisture more rapidly than the limited root system can take it up. Active growth is retarded, the lower leaves turn yellow, and, if the infection is severe, the plant will die before it produces any flowers.

The only satisfactory control measure for root rot is to sterilize the soil the fall before planting. Of course fresh soil that has been in sod may give less trouble with root rots, but even if such new soil is available the simple sterilization method will prove desirable. First of all, choose a spot that is well drained. Whether the soil is light or heavy makes little difference so long as water drains off readily. Work the soil to a depth of two, or preferably three, feet and over a strip no less than two feet wide for each row. The question of how much fertilizer to use is a difficult one to answer because the soil in each garden has its own characteristics. I believe that for the average garden where the soil is not markedly deficient in any

[*Please turn to page 139*]



Sketches by Sigman-Ward

For a Very Young Sailor

—at a cost of only twenty dollars

ALLEN B. SMITH

IF YOU have a little boy and fix up his room in sailor fashion, he'll probably consider himself master of the seven seas! Though our own son is still a baby, we planned for the time when the lighthouse and buoy would be much more important to him than his play pen and crib are now. We designed and made all this furniture, so that the total cost, including the rug and curtains, was only twenty dollars.

In addition to the attractive appearance, we find that there is plenty of room to walk around or play. This is because there is concealed storage space in nearly every piece of furniture. (Remember this point, for children have a habit of collecting everything from sea shells to autographs, and they always demand a place for these things.) Equally important, I think, is that the furniture is sturdily built to withstand all kinds of wear and tear.

The revolving lighthouse is one of the most interesting and useful features. It is painted white with a red top and band, and has four shelves for toys and games. When we want the room ready for inspection and approval, we keep the shelves turned to the wall. It revolves easily when you want to get something from the shelves. Then, if you lift up the top of the buoy beside the bed, you find space for more of the toys and games. We have painted this a bright red.

What appears to be a real wharf is actually a white wood frame supported by an iron cot. Beneath this comfortable couch is a concealed mothproof box. At present the cot is a place where adults may sit and watch or play with the baby; later it will be my son's bed. The white chest in front of the window is a good place for clothes that can be folded without wrinkling too much. This may be decorated like Captain Kidd's treasure chest, if desired.

Even a real sailor ought to like our color scheme and fabrics. The rug is in mixed colors with dark blue predominating, and the walls are painted a much lighter blue. We made the draperies, spread for the cot, and pillows of skipper blue monks cloth, edged with white rope for contrast. A bright red wastebasket is another colorful accent and very important addition.

This room has had so much favorable comment from my friends that I hope many of you will try the same system of designing and making your own furniture. Needless to say, it is a great money-saver. But at the same time it is much more than that—it is interesting creative work, and it gives you much personal satisfaction and pleasure. All you have to do is to buy a few cans of paint, collect some good sturdy wood, and be sure that you have plenty of nails, tacks, and a hammer on hand. Then after you've drawn your designs to scale, get dressed in the oldest clothes you own and start building. You may have a few backaches or tired eyes, and you are liable to have to do some practical experimenting with your designs, but the results are worth the effort.

If your child is old enough to have ideas of his own, let him make some suggestions. Some little boys who make a hobby of collecting wooden soldiers may want a room worked out around that idea; others may think that a circus tent is the height of fine living. Perhaps a daughter would like a living room scheme with a flat-top desk for studying, and two little arm chairs with a table between them for serving hot chocolate when her friends come over. Or maybe she'll want a dainty room with flowered chintz curtains that look like a garden.

You may be amazed at the number of ideas the young seem to have, but they're usually pretty intelligent. One little boy we know wanted dark walls so he could put his hands on them and know there would be no tell-tale finger marks! Sometimes they want, and should have, generous book shelves. Often a plain large table is the answer to a place for cutting and pasting. At any rate, you'll have a lot of fun developing this room.

Collecting

Lion Glass

MRS. L. B. MAYNE

One day while browsing in an old shop I ran across an interesting book, "The Romance of Old Sandwich Glass." In it I found a picture of a table, set with clear glass, having a frosted lion design. It interested me, and making a note of the book, I left the shop, the picture of the frosted glass lingering with me. Then one summer afternoon as a friend and I were driving along a village street we came to a quaint antique shop. We stopped and, once we were inside, the collector's instinct flared up within me, for there on a chest of drawers was a beautiful clear glass compote, its bowl resting on a tall frosted standard with three small lion heads in relief and a frosted lion head on the cover. I had really found one of the pieces I had so admired in the book on Sandwich glass.

The pursuit had begun, a pursuit which eventually took me through most of the states east of the Mississippi. I went about learning all I could of old American pressed glass, and particularly of lion glass which was made at Sandwich and at Pittsburgh in the seventies. Certain pieces, especially the wine glasses, salt shakers, cheese dish, and syrup mug, are now so rare that fortunate indeed is the collector who is able to find any of them.

To the amateur gatherer of this attractive ware a few descriptive details are needed. All lion pieces are clear, with either frosted collar bases or frosted standard bases. The former are decorated with reclining lions and small palm trees. Every cover to a dish is topped by a lion head, a crouching, or a rampant lion—all of them frosted. The lion rampant is ferociously reared on its haunches, its front feet resting on the stump of a tree. I have found it only on the cheese dish and two of the larger round compotes. The pattern takes on historical significance, for the cable edge of all the lids of the covered dishes, as well as the bases, commemorates a step in the march of time—the laying of the first Atlantic cable.

One by one, after a diligent search of about five years I acquired all of the types and sizes of the compotes known to have been made. Three of them are oval and of different sizes, but identical in design, with a crouching lion on the cover. The smallest of the round compotes is nine and three quarters inches in height and surmounted by a frosted lion head. Two of the larger round compotes are crested with a rampant lion, and only one is distinguished by a collared base.

It took me a number of months to discover a pickle dish, a flat oval piece with two frosted lion handles and a cable rim. The oval center, instead of having a frosted lion or lion group has a radiating cut star.

[*Please turn to page 127*]

FOUNDATION PLANTING

CORRECTING THE FLAT HOUSE

RIGHT



CORRECTING THE TALL HOUSE

WRONG

is not just "setting out" assorted evergreens!

Photographs and drawings by the author

LEONARD H. JOHNSON

Before and after—a graphic illustration of what a well-chosen selection of choice evergreens and deciduous, flowering shrubs (not forgetting vines and window box material) can do to transform a house into a home

WHEN art is applied to the designing of a fabricated article, it comes under the head of the industrial arts—the field of a profession that has made big strides in the past few years because it has given us new lines and forms in design that are more appealing and more practical than those of the past.

Now what has that to do with foundation planting—that is, the part of the home landscape that uses plant materials with a view to softening the lines of a dwelling and making it appear an appropriate and comfortable part of its environment? Simply this: Most home owners like to be up to date, especially when contemplating or considering a new house. They want to feel that the outside—comprising the lawns, the garden, and the rest of the setting—is comparable in style and beauty with the inside of the house and its furnishings. Their first question is, therefore, "How do I go about getting that result?"

To my mind there is but one right way: Unless you have had considerable training and experience in connection with plant materials and architectural appreciation, do with your foundation planting (and your other planting problems) just what the manufacturer does with his product in the early stages of its development, that is, let the professionally trained and experienced designer take it under supervision.

"Yes," you may say, "but that costs money."





Above, the result of planting quick-growing pines and spruces near the house. Correctly used at the side and in lawn areas they provide a good frame and background. Now look at the house at the left

Where walls come right to the ground, leave sections unplanted, and combine occasional accent plants with spreading base groups

This planting is ten years old; the use of slow-growing subjects and intelligent trimming has kept the original effect and proportions



The result of proper planting and after care. Note how the red-cedar in right foreground responded, left and below

Left: Only one year elapsed between these two pictures. Of course, the moving in of the big trees was partly responsible for the result



Below: Three examples of effective planting: 1—A cosy house of cottage type needs informal treatment; use annuals for summer color

2—Broad-leaf evergreens in a shady corner

3—Under low windows use slow-growing plants



True, but if you go about it in the proper way, you will probably save money in the end, and that after having spent in the beginning only what you feel you can afford.

I have found in many instances that by the time a new house is completed the original budget has been knocked into a cocked hat until there is little or nothing left to spend on exterior embellishments. Right then comes the critical moment when it must be determined how to proceed with the planting. Let me illustrate the importance of this decision by citing two actual cases that I have observed in my own experience. One of them shows the right way to solve the problem, and one the wrong but, unfortunately, a very common way.

Mr and Mrs. Alpha, if you like, built a neat little home and found themselves with little if any margin to work on after the rough grading was finished. But they wanted the place planted before June so it would not look bare during the summer. Knowing little about plants, they got suggestions and estimates from a reliable nursery, but decided that the figure submitted was more than they could afford. So the matter was dropped until, one evening a little later, a nondescript truck loaded with plants stopped in front of the house. There was no name on it and the driver did not bother to say where he came from. But he explained that, since it was late in the day and he didn't want to take the stock back with him, he would give them a real bargain . . . "Twenty-eight fine plants. Just what you need to dress up your new house," he said, adding, "and I will plant them for you for good measure right now, if you wish." To Mr. and Mrs. Alpha it looked like a real opportunity, a life saver, so they finally made a deal of forty-five dollars for the lot. Most of the plants were evergreens, ranging from ten-inch-tall Chinese arborvitaes to six-foot Norway spruces. Yanked from the truck, they were quickly set in the ground at various points around the house—but regardless of exposure, arrangement, design, or anything else. As a result, more than half of them soon died, some because they were not the type to endure the shade that prevailed on one side of the house, others because no fertilizer or water was used when they were planted. Those that managed to live were either anemic and spindly, or quite out of place, or, in some cases, both. Mr. and Mrs. Alpha had learned their lesson, but it had cost them their forty-five dollars and they had nothing worth while to show for the unfortunate and unwise expenditure.

How much better had they gone about it the proper way, as did Mr. and Mrs. Beta, another young couple. He, a banker, had evidently been in the habit of thinking ahead a little before acting. He took the plans of his lot and his proposed house to a local, responsible landscaping nurseryman and asked that a tentative plan be submitted for the whole general layout, including a drive and walks, with an estimate for it. Incidentally, he frankly admitted that he had just so much money that he could spend for grading and planting, and asked that the estimate be kept within that figure. The house, being a small one of Southern Colonial style, demanded certain types of plants and arrangements. They were simple, of course, but plants of fair size such as old English boxwood would naturally run into money.

It was therefore suggested by the nurseryman that a complete but tentative layout, with costs, be submitted, and then, after any desired changes were made and a final plan was accepted, that only a portion of the planting be carried out the first fall as soon as the house was completed. After careful consideration, this was done and sufficient material of the proper sorts was placed advantageously at strategic points so

[*Please turn to page 129*]

CASE HISTORY NO. 1

We present Triple-Proof Evidence



This ↑ and $2500

As HANDLE-BAR mustaches became passé masculine personal adornment, so also taupe mohair davenports recall houses, both large and small, that were filled to the brim, mantel shelves groaning under their load of bric-a-brac, and pillows on the floor!

A few years ago there were many women ready to discard all the unnecessary gew-gaws in their homes, but just then Old Man Depression walked in rudely, threw down his cap, and laid down the law on unnecessary expeditures. Hands were tied. Women, many of them with excellent taste, who knew their houses were good only for a laugh, went bravely on, waiting for the happy day when the Old Man would move out, promising themselves to heave every stick of offending furniture that was in the house at his retreating heels.

Eventually that day has come for thousands of these women and their families. Husbands and children must be included in this, because in spite of the general opinion that men are oblivious to their surroundings, the truth is a man gets just as big a kick out of an attractive home as does his wife, and certainly the background counts in children's eyes.

In Los Angeles, the O. E. Allens were among the first, after the Old Man's departure, who saw their way clear to remodeling their home. When they called Jack Moss, whom readers will recall as the Miracle Man in lifting the faces of houses, the Allens were undecided as to whether to build a new house or to remodel the old one. Discussion disclosed that the minimum cost of building a house such as they planned would be $9,000. They liked their old neighborhood and the house was conveniently located to their needs, but they had built it fifteen years ago and, as might be expected, it was out of date.

The changes they wanted in either a new house or their old one were a larger living room with a fireplace, a modern kitchen compactly arranged to save steps, a large cedar-lined closet, and an attractive bath. They were not interested in a large dining room. When Mr. Moss asked if they dined and wined many people they admitted that they wined them, but did not dine them. All they needed was a dining nook that would seat comfortably two or four people, but they wanted the small room so arranged that it could be closed off from the living room while the table was being set. The sum and substance of it all was that the Allens merely wanted a modernized

at No Home Is "Hopeless"

MARTHA B. DARBYSHIRE



ms up to this

Stuart O'Brien

se, entirely refurnished. Had they realized it, they had asked for ning that Mr. Moss could not give them by remodeling their ent home. If they built a new house, they would not only have cost of the house, but also a lot which they had decided to buy her out in a suburban locality. It was settled then; they would odel and they lost no time in getting started.

or $2,500, which was quite a saving in comparison to building new house, Mr. Moss agreed to make all the architectural changes Allens had asked for, and to refurnish completely the rooms men- ed and in addition one bedroom. The wrecking crew went to work. house had the typical California arrangement for sleeping the a guests—a wall bed. This affair disappeared into the dining room . Out came the bed, and next the partition between the dining n and living room, including the twisted plaster columns. A fire- e was built on the outside wall where the partition separating the ng room and living room had been and windows on that side of room were moved to give a balanced effect of one wide window ither side of the fireplace.

he breakfast nook, that innovation of fifteen years ago, where, e you were wedged in, you had to be pried out, must have felt it lost its stays when the wall into the dining room back of the stiff l-seat was demolished. As seen in the illustration on page 26, the kfast nook is divided from the kitchen by a half partition near sink end. Opposite the breakfast nook were the kitchen cupboards. any wonder Mrs. Allen had asked for a new kitchen which would e steps? By continuing the half wall between what had been the kfast nook and kitchen, Mr. Moss was able to provide a dining k of twice the length of the former breakfast nook. This room



The breakfast nook, that cramped innovation of fifteen years ago, was transformed into a roomy dining nook. Well arranged cupboards provided ample storage space



opens with wide doors into the living room, as may be seen in the illustration on page 25. The dining nook may be closed off by louvred doors which fold back against the living room walls when not in use.

In the kitchen, the partition which continues on from the former half partition was lined with cupboards and against the former half partition he built a cabinet, as may be seen in the top illustration on this page. In addition, four cupboards for various uses were added along the other walls. The ceiling over the sink was dropped to window height and in the soffit of the dropped ceiling an indirect ligh was placed over the sink. Storage space was provided above all th cupboards in the often wasted and inaccessible space near the ceilin

The walls and woodwork in the kitchen were enameled satin-whit with red enamel door knobs. The Venetian blinds have white slat and red tapes. The old figured linoleum in the kitchen was replace with claret-red linoleum decorated with a white border.

By comparing the illustrations on pages 25 and 26 you will se how the breakfast nook, which was really a part of the kitchen befor now becomes a small separate room. The former kitchen cupboard i this room has been built into a dining room cabinet with satin-bras knobs on the lower slab doors with open shelves above.

The floor in the dining nook reverses kitchen treatment with a bod of white rubber tile banded in rose-burgundy. The dining nook wal paper has a rose-burgundy ground with a design of Pompeian colum in a light dubonnet tone with greenish-white ivy entwining them. is very handsome print paper, costing $5 a roll. At first thought, tha seems rank extravagance in a scheme where economy counts. Not all. That is exactly the difference between a house done by a deco ator and one we might work out for ourselves. A decorator pic certain high spots where he does not stop at expense to put over a effect. The dining nook is small. It required only a few rolls of pap and, placed as an alcove off the living room the nook, when execute with dash, adds to the decorative effect of the living room. It is inte esting, too, that the decoration scheme in the dining nook perpetu ates the living room color scheme by reversing the use of the color

The living room has many points of decorative interest. The floo

BROTHER BROILERS . . . . . SEE PAGE 8

[Please turn to page 13

CASE HISTORY NO. 2

Remodeling a Brown Shingle Home of "Gay 90's" Vintage

HELEN BELL GRADY

The James Vaughn house before and after. Note removal of dormer window and porch. The brick of the porch has been continued along the front of the house and extends into a garden wall at the left side

BERKELEY, California, like many another city, is full of these drab, dreary two-story, brown shingle houses of the supposedly "gay nineties." Two young people bought this one, intending to remodel it as an investment, but when they had finished, they liked it so well, they decided to move into it themselves!

Helping an old house to new and greater glory required not only recognition of its bad points but of its good ones as well. With such original eccentricities as a pseudo-classic porch carrying top-heavy bannister railings above, and to the left of it a group of three varied shaped windows, the middle one of which was peaked in Gothic fashion, plus, at the very top of the house, a dormer window with a roof somewhat reminiscent of a Chinese pagoda—even so, the basic structure had an integrity in its bigness that permitted further development. Fortunately it originated in a period that was seeking to replace the jig-saw fashion of post-Civil War days, and plenty of space and light was the goal. The carpenter provided this all right, but contributed along with it a little extra money's worth of fanciness.

To make apparent the design value of the cornice, the dormer window was removed from the hipped roof, and the entablature painted white, thus bringing into relief the mutule blocks. The porch was then removed, and the front of the house needing certain equivalent accents, these were achieved by making the windows similar, and by adding shutters, which are colored in contrast to the whitened shingles.

Without the brick base that extends across the house and past it as a garden wall, the height of this residence would have been unduly stressed. Too, this expanse of brick serves to balance the recessional void of the doorway which in itself has the charm and fine distinction of minor details, but nothing of bold characterization.

Because of the reticence of this type of door, the brick stoop and wrought iron railing are quite necessary for a complete entranceway. As a subtle means of joining house and landscape, the whole approach is unusually successful, for the sidewalk is directly in line with the window whence the railing directs the vision to the door.



A portal of unusual charm and simplicity resulted from the removal of the top-heavy porch with its bannister railing

CASE HISTORY NO. 3

A Bungalow Grows Up

The home of MR. AND MRS. H. KING ROOT

FIRST FLOOR PLAN
BEFORE ALTERATION

FIRST FLOOR PLAN
AFTER ALTERATION

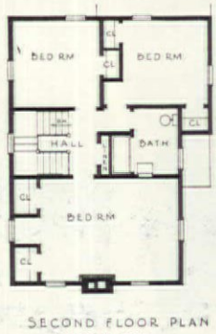

SECOND FLOOR PLAN
ENTIRELY NEW

Architect: FREDERICK A. SETTLE

LOVELY garden, friendly neighbors, and a fine location in Rochelle Park, New Jersey, made the H. King Roots most reluctant to move, and yet their house was indeed inadequate for their increasing needs.

The problem was to transform the house, while keeping its mellowed and familiar setting. Because they followed this scheme, an entirely new range of comfort and beauty was theirs at less than half of what it would have cost to build a new residence. The living room was enlarged and a fireplace added. A large central hall with Colonial staircase now leads upward to a completely new second floor where there are three large bedrooms, a bath, and extra-size closets. On the first floor, near the front door, a lavatory and coat closet contribute additional convenience. Moreover, the beautiful garden with its tall, spreading trees and flowering bushes made it desirable to add a good-size porch on the rear of the house.

FALL WINDOWS

Sketched ideas by ANN BRADSHAW



In a boy's room with an ocean breeze, fish net curtain with trimming of fishing corks

Is your room exactly as you want it to be? Or would you like a more formal atmosphere? Is the ceiling too low, and do you feel hemmed in because it's too dark? Whatever the ailment, a little thought and ingenuity about your window treatments will work wonders.

To prove the point, we've collected some draperies and curtains that really have ideas behind them. There are some to try if you want an amusing breakfast nook or kitchen. Others will make your living room a bit more formal for winter entertaining. One is designed to give drama to an otherwise dull and gloomy hall. Another will please your young son if he happens to have a nautical turn of mind. All of them are attractive as well as sensible. Each one is designed for a purpose or to solve a problem.

But before you look at them and decide which are best for your own needs, we want to remind you of a few points about windows in general. The whole subject is too important to leave one stone unturned—so, if you don't mind, you're in for a short lesson.

Before you make up your mind that without ruffled organdy life will be drab, or that you must have blue chintz in the master bedroom, make a list of the good and bad points in each room. Consider light, view, size, architecture, and shape. If there is a radiator beneath the window or the architect hasn't done all that he might have, make a note of it. Remember that a patterned drapery fabric next to a scenic wallpaper may be too "busy" and may mar an otherwise charming room. After you've studied the room thoroughly, and the windows *in relation to it*, then you are ready to begin this exciting adventure in decoration.

Suppose that your living room is of average size and shape, with a ceiling that is of medium height. There is nothing wrong with the room, except that it is "just average." What shall we do to make it more dramatic, to give it a feeling of dignity and personality? The best solution is to have your draperies hang straight to the floor. Whether they will



A large floor-to-ceiling studio window avoids monotony by use of two-color drapery in marine blue and eggshell satin. Pulled together, it looks like a large framed picture

Use plain glass curtains for a breakfast nook facing the street. Try fish net on the inside with a navy blue linoleum valance and blue celluloid or tin fish tie-backs

We suggest a runner set to match Wedgwood's pattern known as Vintage, below. Courtesy of Lord & Taylor





Sallie Aulabaugh

Notice the large ball fringe on a sheer kitchen curtain. This comes from Bartmann and Bixer, below



A sunroom in gingham, from Keith Wilson Interiors, above. Bamboo blinds and swag valance admit lots of light. Note the sofa

If your foyer seems small and dull, use wallpaper that looks like a trellis, and plenty of real ivy at the doorway, as illustrated at the left

From a dark hall with only one small window above a radiator, right, sheer white cotton curtains with red ball fringe for an accent

After a restful warm bath, use the Cannon towels shown below. Both red and white



be chintz or satin depends on your budget and the degree of formality desired. They will be figured or plain according to how much other pattern there is in the room. But one thing is certain—the long graceful line from ceiling to floor will add height, dignity, and drama. Here you might try an interesting variation, as suggested in the large sketch on page 39. This means that you might use one color (preferably the darker) for the outside drapery, and a lighter one for the inside.

Now let us give a word of warning. It's very smart to change a room to a certain extent, but don't carry the idea too far. For instance, if your room is definitely very low and planned for horizontal lines, you can't expect it to look sky high. A vertical striped wallpaper and draperies in a slim line from ceiling to floor might give the room ridiculous proportions and ruin its native charm. All rules have exceptions, and ordinary common sense is usually the best guide in such cases in spite of your adventurous spirit.

Now let us take a room that has a very beautiful

Polka dot bath mat, from Waite. Chevron stripe from Deltox

A Turkish towel in lemon yellow and white for a bathroom window. White cord valance and tie-back, yellow blind



Black and red on natural ground in a new linoleum that comes from Armstrong



China plates with an amusing carrot motif on a metal valance, for kitchen above. Draperies are linen crash

Colorful kitchen window treatment inspired in Monterey. A Mexican gourd valance swings casually down one side of the striped cotton curtains. The gourds are painted the typical bright green, red, yellow, and pink





Above, a casement window solution as quaint as your grandmother's sewing box. Old-fashioned pin cushions shaped like apples, tomatoes, and pumpkins hold Irish green dotted Swiss. It's gay, full, and fluffy



Take your choice of the above Martex kitchen towels. Both the flower design and the Roman stripe are good

view. Obviously, it should be played up, not overpowered by too striking draperies and valances, but not underestimated by a skimpy little curtain. The right solution is one that serves as a frame and makes the best of a lovely picture, simple and harmonious.

For breakfast nooks and kitchens there are ideas galore in the sketches accompanying this article. Use anything from bright colored Mexican gourds to china plates for the cornices. Edge your curtains with large ball fringe, and tie them back with tin or celluloid fish. Dotted Swiss, gay striped cotton, and sheer marquisette are some of the many suitable fabrics. If there is something worth seeing out of the window over the kitchen sink, don't obstruct the view. (Washing dishes can be pretty dull without anything to break the monotony.) And please notice the breakfast nook curtains that are tied back by glass bubble-bowls in brackets. With flowers from your garden in each bowl, you'd really have something in the way of unusual and attractive windows.

If your rooms have too little sunshine and air, beware of two things—colors that absorb light, and fabrics that are heavy and oppressive. It's wise to use yellow to make up for the sunshine, and sheer fabrics for a breezy feeling. As an

Tomato-red valance, marquisette curtains, and flower-bowl tie-backs for a nook

Summer breeze draperies make a cool room, left. Rippling cascades of green frosted Cellophane with white leather tiebacks repeat the leather desk stool



The Victorian mood, illustrated right. Notice the decorative window shade of accordion pleated flowered chintz. It comes from du Pont Co.





For a cottage or informal casement window, this treatment admits maximum light without glare. Glass curtains gathered on rods at top, center, and bottom, with a small, decorative ripple at bottom

"Flounces and Ruffles," above, is from B. Altman. Flower print on dark ground, hair ribbon bow, and batiste curtains



You can't help but like this bedspread from the Everwear Candlewick Corporation. White tuftings in diagonal stripes on a blue ground

example, consider an apartment with a group of large windows at one end of the living room—but which overlook a very dark court. A heavy blue fabric for draperies would not only kill what little light there is, but also would seem to block all possible air. On the other hand, if you used Venetian blinds (for when you didn't want to see a gray wall or your neighbors), and a sheer yellow fabric or a gay flowered chintz on a yellow ground, the feeling would be light and cheerful.

Let your imagination run riot in children's rooms, recreation rooms, and the like. We like the ball fringe of fishing corks for a boy's room, as sketched on page 29. If you have a hobby room, by all means try to feature the hobby in the draperies or their trim. It's lots of fun, and you'll be amazed at the ideas that come popping into your mind if you think about it.

Of course there are problem windows. Such as the ones that are too small for anything but a sheer glass curtain, those that have about a foot and a half of drab wall space between them, and the ones that don't balance architecturally. But none of them is hopeless. For instance, try a long narrow mirror or two smart brackets in the awkward wall

[*Please turn to page 122*]

Photo by Garrett M. Stack from Lukens and Pattison

Clean as a lady
cool as glass,
fresh without fragrance
the tulip was.

—HUMBERT WOLFE

HAVE you a vision of spring beauty in the garden, a longing for brave color and rich dignity of form in flower and foliage? . . . Then plant tulips. Start soon and continue until frost closes down upon the well-drained, deeply prepared, generously enriched soil. Set them in formal beds of solid colors if you like, or better still, to our mind, in informal groups of from six to ten or twenty or more. Plant the bulbs from five to seven inches apart, and deep enough so that they are covered with soil to twice or thrice their diameters

The Plant Doctor carries on . . . Part III

One hour a week enough

DR. CYNTHIA WESTCOTT



Careful fall clean-up work controls both insect and fungous leaf troubles. Pick infested leaves and cut tops of columbine to defeat the leaf miner (right); brush off and burn leaves and debris from the Virginia creeper to check an ugly leaf spot (above)

Editor's Note:

Having, in the April and June issues, outlined a simple program of spraying, dusting, and pruning designed to keep growing plants healthy, vigorous, and beautiful, the Plant Doctor now emphasizes the vital importance of a thorough fall clean-up in preventing insect and disease attacks next year and in thereby lessening your garden troubles and increasing your garden rewards

OCTOBER marks both the end and the beginning of a year of garden glory. Now, while you are still pursuing that every-ten-day spraying schedule for roses and reaping your reward in beds full of color, long sturdy stems, and perfect flowers for cutting, while you are diligently applying Black Leaf 40 so that black aphids may not spoil the chrysanthemum show, now, I say, is the time to start insuring that better, cleaner garden for next year.

I cannot promise that, if you clean up your garden properly this autumn, you can sit back and do nothing in the plant protection line next spring and summer. The most scrupulous job of grub-proofing will not reduce the inevitability of an onslaught of Japanese beetles next July if you are within the beetle-infested area; nor will the correct treatment of iris and peony and phlox entirely prevent borer, blight, and mildew. The four-lined leaf bug will come around even though you do destroy the weed hosts in your immediate vicinity. But I can promise you that a fall sanitation campaign conscientiously carried on will, year by year, materially reduce your garden pest and disease problems.

It is easy to say, as every garden calendar does, "pull up your annuals, cut off the tops of the perennials." You may do this without questioning why. On the other hand, without an understanding of some of the reasons therefor, you may think it will not matter much if the old stalks and weeds stay over until spring, or if some of the plant tops are used as a mulch on the borders.

When a plant suddenly withers, it often means that the common stalk borer is working at its base. The grubs of this borer pupate in late summer and the moths come out in September and October to lay their eggs in the stalks of any of their innumerable host plants which include both cultivated and weed kinds. Hence, unless you cut down and burn those delphinium, golden glow, hollyhock, lily, peony, and phlox stems; unless you pull up asters, cosmos, zinnias, and other annuals; unless you burn dahlia refuse after the tubers are dug, then some of those eggs are sure to hatch, next spring, into more young boring caterpillars to menace your garden and its crops.

The European corn borer, on the other hand, passes the winter in its larval or caterpillar stage not only in corn stubble left in garden and field, but often in the stalks of aster, chrysanthemum, cosmos, dahlia, hollyhock, and zinnia that you may leave standing in the garden.

The iris borer may have more serious consequences than either of the above because in addition to the very considerable damage it causes by eating and burrowing, it carries with it the germs of the bacterial soft rot. The purplish-brown moth lays clusters of tiny white eggs on both the old iris leaves that remain attached to the rhizomes and any leaf debris scattered over the ground. Pull off the yellowing old leaves, pick up every scrap of debris and you are a long way ahead on the solution, or at least the reduction, of next summer's problem.

The columbine borer cannot be controlled by cleaning up debris because it lays its eggs directly on the ground (scraping the soil early in the spring may help by destroying some of them); but the leaf miner lives over winter within those serpentine tunnels that show white in the leaves, unless the plant tops are cut and burned in late fall before snow flies.

Weeds in a near-by field or in a vacant lot or neglected garden next door are also important in your gardening warfare. The four-lined leaf bug is, up to the time the Japanese beetle emerges, the meanest pest I have experienced. The difficulty is that you never know what plant is going to strike its fancy next; so, unless you keep everything smothered in a rotenone dust, you are likely to find the small white, tan, or black circular spots that mark the feeding punctures on the most improbable host plants. I have learned to expect this pest on almost all annuals and perennials and on the tender tips of various shrubs, but I was surprised this summer to see it even on sedums! (See facing page.)

The point I want to make, however, is that although this creature may be a pest in any

Spruce galls like this (caused by an aphid) can be cut from conifers any time now or in winter

The brown rot fungus overwinters on dried "mummied" cherries and plums. Gather and destroy them soon

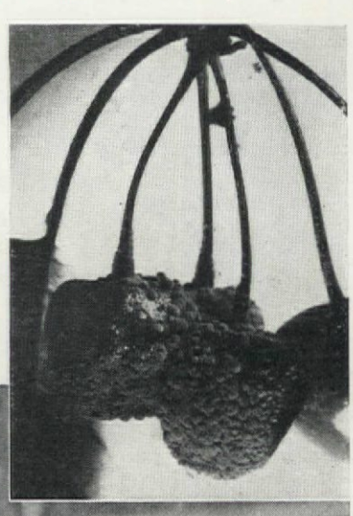

Don't leave tall peony st such as is shown in this ga It harbors resting bodi Botrytis blight—seen on thes imposed life-size peony

garden, it is an unmitigated and almost uncontrollable evil in gardens surrounded by weed-filled fields or woods. There is, fortunately, but one generation a year, starting with the hatching of the red and black nymphs in May and ending when the black-striped, greenish-yellow adults finish laying their eggs in early July. These eggs are inserted singly into the canes of currant bushes if handy; but if there are no currants conveniently near, weed stalks serve the purpose just about as well.

Large hollow stalks, such as those of the hollyhock, offer comfortable winter homes for slugs, sowbugs, millipedes, and other animals. If you don't believe me, open up some of those surprise packages next March!

To control the cyclamen mite on delphinium you should not only cut the old tops right to the ground, but keep spraying the new leaves and crown with some rotenone compound, since the mite is more active in spring and fall than in midsummer.

When you dig the gladiolus corms, put them in paper bags with napthalene flakes for a month, using one ounce of the flakes to each one hundred corms. Although it is supposed to be safe to leave the corms in the napthalene much more than a month, injury may result to the young leaves if all the particles of the chemical are not carefully brushed off the corms before planting time.

Bacteria and fungi as well as insect pests live over the winter in old plant parts. Black spot, a bacterial leaf spot of delphinium, although of negligible importance in most seasons, has, in 1937, been sufficiently widespread to call for the most scrupulous cleaning up this fall of all old leaves on and around the plants. This is extremely important.

Hollyhock rust also needs more than the usual attention this season, since even the most regular dustings with sulphur have not sufficed to keep it in bounds. Be particularly careful to cut every stalk right to the ground level, to pick up every dried leaf, and even to remove new green leaves that show any infection. Keep all healthy new growth well dusted with sulphur for some weeks more; and make a note to start dusting again next March or as new growth begins to appear.

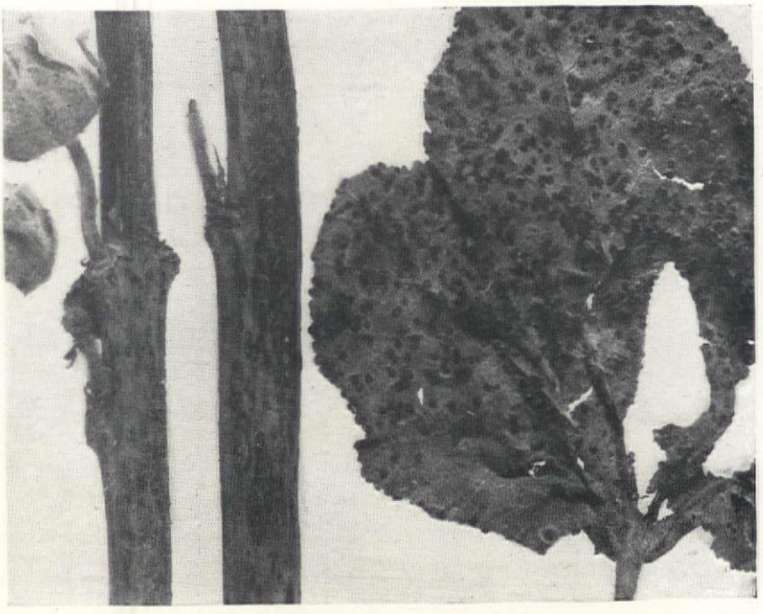

Hollyhock stalks and leaves left in the garden or used as a mulch are a prolific source of trouble next summer caused by the ugly rust that disfigures and weakens the plants. The many dark spots are masses of spores that next year will spread the rust

Very few of you cut your peony stalks properly. You make a nice neat job but you leave five or six inches of stubble which is almost as bad as leaving the whole top. The object of this sanitary process is to control the disease called Botrytis blight; it was responsible for the tiny black buds and the blasted half-open flowers that disappointed you last June. The fungus lives over the winter in the form of small, hard, black, resting bodies (called *sclerotia*) attached to the stems. When the new shoots push up in the spring, these black sclerotia will be covered with the gray mold characteristic of this fungus and in a strategic position to infect the new growth. Prevent this in the fall by cutting each stem separately *below* ground level; use a sharp knife and make a slanting cut as far down as you can without injuring the bud. It is a rather time-consuming task, but it is well worth the effort. Get at it before the weather gets too cold. And be sure to burn the cut-off tops.

A whisk broom is the simple tool needed for another autumn diversion. Was your Boston ivy, or Virginia creeper, or ampelopsis covered with spots this summer? It's not unlikely, for this particular leaf spot disease was more than usually prevalent in 1937. It can be controlled to some extent by spraying the vines at intervals with bordeaux mixture, beginning in early May, but the position of the thick growth of leaves on the wall, by holding debris from previous years, makes thorough spraying difficult. So try brushing out that debris as best you can now, raking it up and burning it as soon as you finish.

Stone fruits—peaches, plums, cherries—are subject to a disease called brown rot, which covers the rotting fruits with soft, gray cushions of spores. Eventually such fruits become wrinkled, dry, and hard; they are then called mummies. Some cling to the tree; others fall to the ground and if left there, in wet springs, they send up special cup-shaped fruiting bodies from which spores are shot out, many of them to be carried by air currents to infect young leaves and fruit. Pick all mummies from your trees, therefore, and rake up and burn all that fall.

Unless the leaves infected with black spot have been regularly picked off the roses

[*Please turn to page 132*]

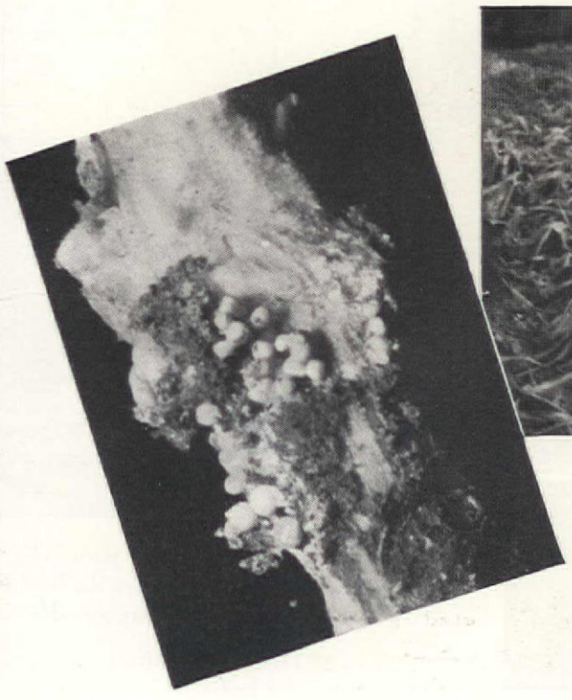



Does your iris bed look like the one at the left? If so, more than likely many of the old leaves carry sclerotia or resting bodies of the deadly crown, as seen, enlarged, beyond

In and around the garden destroy weeds to kill the four-lined plant bugs that winter on them. Here are red-and-black nymphs on a forsythia leaf (right), and greenish-yellow, black-striped adults on a sedum leaf (below)



Cape Cod on Long Island



The Hempstead Cottage of Cy Williams

HERE is an exterior with trim shuttered windows, clean-cut gables and chimneys, and shingled roofs that sweep in broad slopes down to walls similarly covered, but on a larger scale, and of hand-rift wood. Straight-forward in its appeal, and aligned four-square on the site, this cottage façade pleases the street spectator, yet it would amaze him to know how greatly the interior surpasses in amplitude any calculation of space he might make in passing.

Judicious planning for private living brings the kitchen and dining room to the front of the house. Noise from the street will not bother the routine duties appropriate to this section of the house, while by locating the large living room in back with porch adjacent, the quiet of the garden will tend to make it more intimate. Note in the plans illustrated here how, during suitable seasons, a cozy hearth will be a predominant feature of this family gathering place situated, as the fireplace is, between doors that, when closed, entirely cut off this room from the rest of the house.

The corner arrangement of the library insures especial privacy for uninterrupted literary pursuits, and the side-entrance with its hallway makes this a convenient wing for business visitors. Large closets and a guest lavatory are conveniences included.

The driveway leads past this side of the house to a large two-car garage unique in design. The motor entrances are paired in

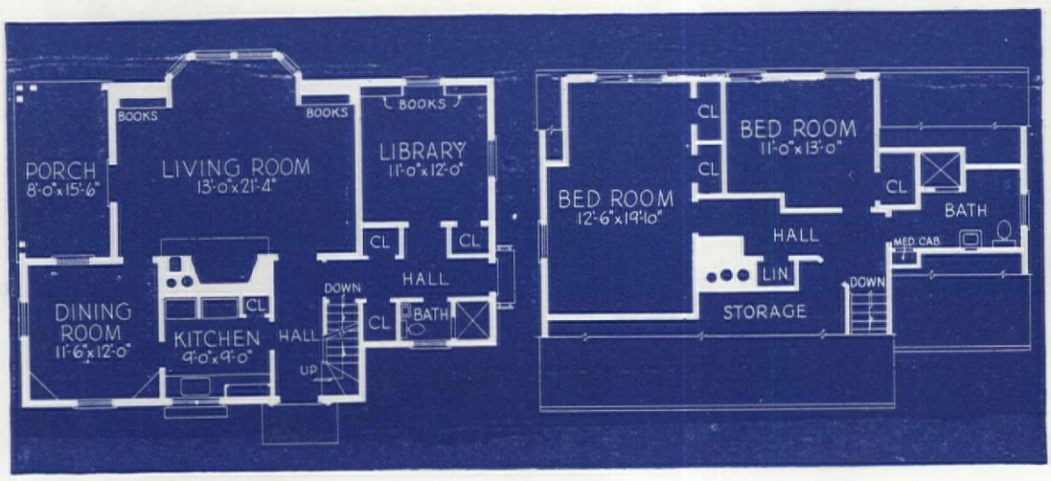



Simple dignity marks this six panel door with transom light above. Note the bracketed gutter of wood, copper-lined

ARTHUR H. ESBIG
Architect

A spacious living room with well-lighted alcove flanked by bookshelves and cupboards

Interior views show how in the living room Early American furniture has been matched with knotty pine paneling, an oak beam ceiling, and an antiqued and waxed oak plank floor, and how in other rooms this same motivation has made for a choice of furnishings in keeping with the Cape Cod feeling.

Construction data

FOUNDATION. Walls, poured concrete; cellar floor, cement.

STRUCTURE. Exterior walls, hand-rift wood shingles on wood frame.

ROOF. Covered with wood shingles.

CHIMNEY. Flashing and leaders, copper;

[*Please turn to page 78*]

Murray M. Peters

two large identical panels that are fenestrated with small panes and equipped with shutters somewhat after the fashion of the house, although the effect is that of a casement, instead of sash mechanism. Plenty of light is thus obtained indoors for winter work on the automobiles. A lean-to with doorway provides human entrance and exit.

By skillful manipulation, so as not to destroy the integrity of the exterior in front, the architect has tucked away under the roof an upstairs of considerable area and volume. There are two good-size bedrooms with clothespresses in each, a hall, a bath, a linen closet, and exceedingly generous storage space. The staircase descends to the front hall.

The dining room and bedroom are Colonial. Note the corner cupboard with its cut-out profile. Turned spindle chairs, old spool beds, trestle table and bench, give a quaint aspect to the bedroom at the right

HOUSE for MR. and MRS. HARRY B. MacRAE, DALLAS, TEXAS

Closely favoring Colonial design, this residence shares attractive honors with its natural rugged setting. Painted brick and stone veneer on the first floor and cypress clapboards on the second provide authentic American wall surfaces, abetted in their simplicity by the clean-cut design of windows and doorway with its six panel door and transom

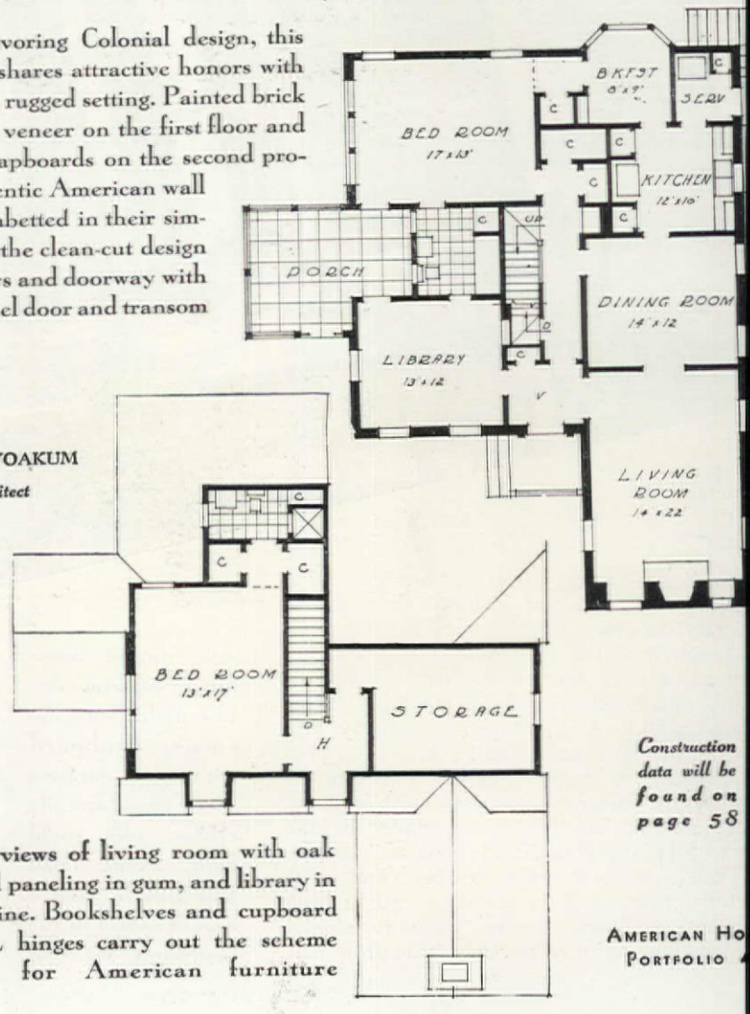

HAL O. YOAKUM
Architect

Interior views of living room with oak floor and paneling in gum, and library in knotty pine. Bookshelves and cupboard with HL hinges carry out the scheme suitable for American furniture

Construction data will be found on page 58

Any Child can train a dog

RAE NORDEN SAUDER

So a puppy has come to your house to stay? Your Bobby named him Mixey? That puppy can be taught to do almost anything required of a champion at the kennel shows if he is between three and nine months old and Bobby is in the neighborhood of ten, with average patience, self-control, and perseverance. No sissy tricks, mind you, but perfect heeling both on and off the leash, the taking and keeping of various positions, and simple retrieving. When he's a full-grown dog, he will still be a playmate, but the extra pleasure his training has in store for the whole family will more than repay Bobby for devoting very faithfully fifteen minutes a day to it.

All Bobby need understand is that the lessons must be given by him alone every day for the same period at the same time and place. All he requires are a plain chain choke collar, a leather collar, a three-foot leash, a length of clothesline, an ordinary dog clip, and a dumbell, aggregating about $2. He chooses for his training ground a place that's clear of all distractions for himself and the dog, preferably a fenced-in portion of the yard, an enclosure that has a wall on at least one side, or even an empty room, such as an attic or a barn.

First Mixey must learn to get accustomed to his collar and to stay with Bobby. We call the first exercise, then, *heeling on the leash*, meaning that Mixey will jog along at Bobby's heels and turn when he does. Bobby puts the chain collar on the dog in the house, and although he's frisking about like the mischief, attaches the three-foot leash. Out they go together to the enclosure and Mixey is allowed two or three minutes to collect himself. Bobby looks at his watch—very important—and gets down to business. He holds the leash in his right hand and places the dog at his left side, about a foot away from the fence or wall. Bobby's left hand controls the leash far enough down to keep Mixey close to his left knee, and they proceed to walk along at an easy pace. Mixey, of course, will want to get ahead, but Bobby gives a tug on the leash, saying "heel" at exactly the same time. The tug gives Mixey an uncomfortable feeling around the collar, so after awhile, he decides that when the word "heel" is spoken, he won't be on the receiving end of a tug if he stays where Bobby wants him. He's learning obedience, and that's why, in all these lessons, we make it plain that the spoken command should be heard at the very same instant that the dog is made to do something.

Now if Mixey lags behind, Bobby tugs to pull him up—there's that same irritating feeling in the neck—and Bobby is saying "heel." After a few days, the boy being careful not to run over the fifteen minute period, and very careful to pat Mixey and praise him afterward, Mixey has no trouble to heel pretty well, neither going forward nor backward. If he persists in doing either, Bobby steps very lightly on his paw, commanding "heel"—he always wears sneakers while he's giving these lessons to avoid really hurting the dog—and Mixey learns ever so quickly to avoid that uncomfortable feeling too.

Each day the lesson begins where it left off on the day before, but this isn't a hard and fast rule. Dogs are as different as people, and Mixey may do better with a "review" first of what he knows. He's proficient in simple straightforward heeling on the leash when Bobby can hold the lead in his right hand, walk up straight, doing nothing with his left hand, while Mixey accompanies him close to his left side. This may take no longer than a week, depending upon Mixey's brains and disposition. If he's stubborn, handling him takes patience, but *never* should he be whipped with the hand or leash or punished in any way which will spoil a naturally good disposition.

R. H. Ross

H. Armstrong Roberts

He's ready now to turn right or left while heeling on the leash. Bobby walks straight, then turns right. Mixey may take to this like a duck to water, but if his whim is to keep on walking ahead, Bobby tugs, calling "heel." "Why," says Mixey to himself in surprise, "I thought he was going to let my neck alone, but evidently, when he commands 'heel' and turns, he means for me to remain at heel." Right or left, it makes no difference. The final examination takes in walking up and down, turning sharply to the right and left, and rambling in figures of eight. If Mixey never moves from a distance of six inches from Bobby's left knee, he passes. And if Mixey looks happy and contented while he's keeping Bobby company, Bobby has passed too, as a trainer of animals who loves them and who can be kind to them but at the same time firm in his commands.

The next step—the very next day—is to teach the dog to sit when the trainer halts. It's an exercise in obedience, and the animal takes up less room while sitting than while standing on all fours. Bobby, keeping Mixey at heel position on the leash—an old story to the dog now—does three things at once. He stops. He says "sit." He passes his left hand down Mixey's back, slightly increasing the pressure from the withers to the croup. He's coaxing Mixey to sit, and he watches just how well he responds to the hint Does Mixey insist upon

[*Please turn to page 135*]

FERN FRONDS FOR YOUR GARDEN

Walter B. Wilder

The familiar and useful New York fern (Thelypteris noveboracensis) and, in the upper center, a frond of a freak lady fern

EMILY
SEABER
PARCHER

COMPARATIVELY few gardens include ferns in their arrangement of beautiful plants, yet ferns can be used so adroitly. And they serve just as well in the formal garden as in the informal or natural planting, being beautiful in themselves and as a background for color.

Although a few varieties need special care, the majority of the better known ferns thrive almost anywhere, preferring ordinary good garden soil. As a class they like shade and dense woods, but there are many kinds that do well in part sun. They are easy to transplant and need a minimum amount of care after they are once established. In fact, many of mine, when moved to a part of the garden in company with plants that demanded fertilizing and watering, have, under these favorable conditions, thrived so well and grown so rapidly that they have soon had to be divided and moved again.

Wild ferns can be purchased from florists or dealers in wild flowers. Or you can make trips to the woods and dig them up yourself—making sure that you are not violating any principles of hospitality or conservation. If you do this be sure to duplicate in your own garden the conditions under which the ferns were growing in the woods. For instance, if the fronds rise from a crown which projects above the ground as in the marginal shield fern, do not try to force the crown below ground. That is the way Nature intended that particular fern to grow. If you are fortunate enough to find a tiny maidenhair spleenwort growing on lime rocks, you will have to be sure to provide an alkaline, dry soil when you bring it home.

A hardy fern that does well almost anywhere is the Christmas fern which closely resembles the well-known Boston fern, the fronds being pinnate and the dark green leathery pinnae (or frond divisions) edged with saw-like teeth. Its evergreen quality makes it an excellent winter house plant, for new, bright green fronds keep unfurling throughout the winter months. In the spring it should be transplanted out of doors again and allowed a period of natural rest and development. Indeed, such a period should be given to all plants at some time during the year. If they are forced in the house in the winter time, then they must have their rest period at a later date.

Fronds, as you probably know, are what the novice would call the

[Please turn to page 122]

J. Horace McFarland Co

A graceful clump of the marginal shield fern or evergreen wood fern (Dryopteris marginalis); below it, in the center foreground some fronds of the Christmas fern (Polystichum arostichoides

Enjoy the cool beauty of ferns in the garden, then bring their gracefullness indoors through the medium of "spatter-work" like this, done by Anna Gilman Hill. She tells how she does it—and how you can do it—on page 120

NARCISSI *for Next Spring's Garden*

ELIZABETH LAWRENCE

Drawings by Lawrence Blair



Trumpet, incomparabilis, and barri type flowers. Note relation of crown to petals

THOSE who grow daffodils to grace their gardens in the spring, rather than with the hope of winning prizes, may find varieties bought from lists made at last year's flower show disappointing out of doors. Narcissi brought to a show are often protected from sun, wind, and rain, or picked in the bud stage, and allowed to open in a cool dark cellar. Without these attentions delicate textures may be marred or grow limp in drying winds, and bright colors may fade under the hot sun. Moreover, daffodils which appeared of magnificent size in a vase or arrangement, may look coarse and overgrown in a flower bed. With these facts kept in mind, flower show notes may be very helpful. So may the scale of points used by flower show judges, provided certain differences are considered.

The accepted scale divides fifty points between form and substance, and the other fifty between color, size, and length of stem. Form is as important outdoors as in—except where the bulbs are planted in great quantities for mass effect, rather than for the beauty of the individual flower. Substance is more important out of doors, for a flower lacking it may make a good appearance in the show room when it will not stand up in the changeable spring weather. A thin, flimsy perianth may look fine and delicate if the flower is kept in a vase and carefully protected from draughts; but it will not be proof against hot, drying winds. A good clear color is important in daffodils whether grown to exhibit or for the garden; but harsh yellows become worse when seen in bright sunlight, while the delicate shades are more easily appreciated in cut flowers. Great size is not important in an out-of-door flower, so long as it is graceful and nicely proportioned; nor is a very long stem as important as in a cut flower, so long as it is not disproportionately short. One quality not considered by show judges is good foliage; yet it is most important in the garden since daffodils bloom when the ground is more or less bare, and need their own foliage to set them off.

True jonquils of trumpet form, small, fragrant

In a good collection of garden narcissi all eleven divisions of the classification of the Royal Horticultural Society should be represented, with varieties chosen from each of them to give a long season of bloom and a wide range of form and color. This classification is based mainly on the length of the corona (or crown) in relation to the length of the perianth segments, or petals. In the trumpet daffodils (Division 1) the trumpet (or crown) is as long as, or longer than the perianth segments or petals. In the other divisions the crown (here called the cup) is less than the length of the perianth segments. As a result of much crossing of varieties in the different divisions, the lines cannot always be easily drawn between the divisions, and a variety may be classed differently by different growers. Thus the famous pink daffodil, Mrs. R. O. Backhouse, is sometimes listed as a white trumpet, and sometimes as a "giant leedsi," because it has the form of a trumpet, and the color of a leedsi. It is interesting to know that the choice of the Royal Horticultural Society of representative varieties picked from the several divisions for fine form and color, and without regard to price, is: Beersheba, Beryl, Dawson City, Firetail, Fortune, Glorious, Havelock, King Alfred, Mitylene, Sarchedon, Trevithian, and Tunis. Some were expensive when the list was first made, but most of them are now within the reach of the most modest pocketbook.

Bulbocodium or hoop petticoat narcissi



In any division, petal shapes and flower forms have wide variation

[Perhaps, before the different narcissus divisions and their characteristics are discussed, it should be explained that whereas the term daffodil is often applied indiscriminately to any kind of narcissus, it correctly refers only to the hardy or garden sorts, especially those of the trumpet form. Thus, among horticulturists, the cluster-flowered forcing varieties, such as Paperwhite, Soliel d'Or, and the so-called "Chinese Sacred-lily"; the small-cupped poet's narcissi (*N. poeticus*), and the small-flowered members of the genus N. jonquilla, are not really daffodils. Furthermore, the last mentioned kind is the only group to which the often misused name "jonquil" can correctly be applied.—HORTICULTURAL EDITOR.]

Division 1—Trumpet Daffodils

The daffodils in this division have trumpets as long as or longer than the petals and are in three sections: (a) yellow; (b) white; and (c) bicolor. Those in (a) may be a pale yellow like Seraphine, which is a delightful small flower of a very pale canary with the trumpet slender and ruffled at the edge and short petals; or a deep yellow like the popular King Alfred which, however, is often difficult to establish. To me the latter is a harsh yellow, and in every way inferior in form and color to the older Emperor, which is certain to be permanent. With us in the South Atlantic region, the earliest variety is the common yellow trumpet; it is small, but excellent for naturalizing. Golden Spur, also very early, is one of the oldest garden varieties. John Cairns is a very late variety, to be planted to lengthen the season. To me Emperor is the arch type, and big enough for the garden. But for those who want even more size, Dawson City and Robert Sydenham are large and well-tried varieties, while Duke of

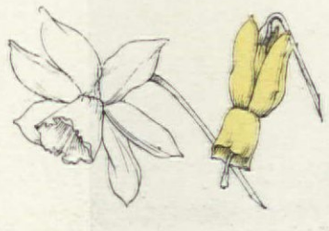

Left, triandus, right, cyclamineus types. Note reflexed petals

Three types of doubleness found in narcissi

A. T. De La Mare Co.

A PORTFOLIO OF NARCISSUS VARIETIES—Left to right: Victoria, a bicolor trumpet with white perianth and yellow trumpet; Beersheba, an all-white trumpet; Mrs. Nette O'Melveny, a leedsi with white perianth and yellow cup edged with orange—but with the form of the barri type; John Evelyn, bicolor incomparabilis, with white perianth and lemon-yellow cup

York and Olympia are enormous. Olympia, a seedling of Emperor and usually considered an improvement, is a uniform yellow of Olympian proportions, with a thick, deeply ruffled trumpet, and a wide heavy perianth.

The white trumpets are the most exciting of all daffodils. I have a very early one which begins to bloom soon after the first of the common trumpets. It came from an old garden, and was called Silver Bells, but I think it is the Swan's Neck Daffodil, William Goldring. The buds are bent down close to the stem, rising by degrees as they open, but always slightly drooping. The flowers open a very delicate primrose, pale out to ivory, and turn a purplish brown as they fade. somewhat like "Indian pipes" which they delightfully resemble. Mrs. Robert Sydenham and Sanctity are small, the former being ivory-white and as smooth as ivory, with a narrow cylindrical trumpet that rolls back suddenly at the edge, giving it a very distinct form. Of the large white trumpets, Imperator seems to me poor, the texture being coarse, and the long, flaring trumpet too heavy for the perianth. Mrs. E. H. Krelage, of a firm substance without being coarse, has a smooth rich texture and a good, distinct form, but I should call the trumpet yellowish rather than white. Beersheba is uniformly pure white, and the best of its kind that I have seen. It is a large fine flower, stands up well in the garden, and increases slowly but steadily.

The bicolor trumpets, their yellow crowns contrasting with the white perianths, make a gayer splash out of doors than the all-yellow daffodils. The small, old-fashioned Empress shows good contrast and is fairly early. Mr. J. C. Wister suggests Herod to lengthen the season. For large, showy varieties, Glory of Sassenheim is, to my way of thinking, the most effective trumpet for the garden; it is a good color and, in spite of its size and substance, has a fine texture. Vanilla is good, and to me very sweet, but Mr. Bowles says that it smells less like vanilla than like the fragrance of a box of chocolates after the contents have vanished.

Division II—*Incomparabilis*

In the daffodils of this group the crown or cup is less than the length of the petals, but not less than one third as long. There are two sections (a) with yellow perianth; (b) with white perianth. The cups of the (a) varieties vary in color from the light yellow of Sir Watkin through the orange of Fortune, to the red of Will Scarlet and Gloria Mundi. Or the cup may be thickened like that of the hideous Presi-

[*Please turn to page 107*]

Narcissus varieties of more unusual form. Below: Thalia, a triandus hybrid, all white, sweet-scented; center: Horace, the poeticus type with snow-white perianth and yellow cup, edged dark red; right: Cheerfulness, a creamy white double form of poetaz, or tazetta hybrid

Stassen, Inc.

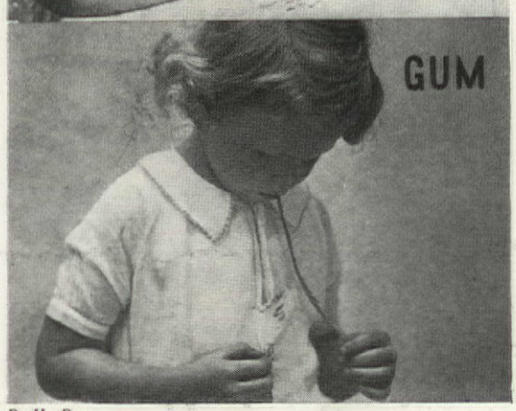

R. H. Ross

The STUBBORN DOZEN



JACQUELINE FROST

THEY'RE stubborn, and annoying, too—these common spots and stains. But fortunately there's a proper home remedy for each, and we can outsmart them if we will. There are a few simple rules to follow and I find they are more than worth the trouble which it involves.

But before you attempt to remove stains at home, try to determine the nature of the stain, because a treatment that will eradicate one type of stain may "fix" or embed another type more tightly to the fabric. When you cannot identify a stain, sponge it first very carefully with cold water. If the stain is greasy in origin, it will not absorb the water. You may then act accordingly by treating the stain as for grease. Sticky, slightly gummy spots of unknown identity may quite safely be treated with turpentine or kerosene.

Stains that have already been set by laundering or wrong treatment may usually be removed by steaming over the spout of a boiling tea kettle and then applying the usual solvent. This applies to washable fabrics only.

In this age of synthetic materials, acetates and the so-called "loaded" or "weighted" fabrics, it is best to experiment with the stain remover on some inconspicuous part of the garment or on a small scrap of the material itself before treating the stain. A spot is not nearly as serious as a hole. A place beneath a collar, frill, pleat, cuff, or on the underside of the belt makes a fairly good proving ground for your tests.

Do not work with inflammable cleaning fluids near an open flame. Work in the open air, if possible. Stroke the spot, using a circular movement, leaving the least amount of moisture at the outer edge of the circle. Do *not* rub, even lightly, because you may ignite the very spot that will send the garment up in flames and perhaps cause serious injury. Clean white blotting paper beneath the stain helps absorb excess moisture, thereby preventing a ring. If, however, despite your precautions, a ring does form, it may often be removed by rubbing the material lightly between the hands. Do not press the garment with a warm iron until you are sure that all

[*Please turn to page 124*]

Let's Give a Gadget Party!



Cats made of kitchen brushes and copper kettle scrubbers are amusing, useful decorations that your guests will appreciate, above. Satan comes to the party, at left

ELLEN SHERIDAN

HALLOWEEN is here. Pranks are everywhere. Informality is in the air. And with lots of imagination about kitchen gadgets, but practically no money, we can give a party that no one will forget. What better way is there to start a party and put our guests in a gay mood than to surprise them with an original and entirely different table setting? But aren't we all tired of witches,

Centerpiece arrangements by Amy Aplin





ıe pudding-mold wise owls
looking at you, at the right.
low are some Halloween flow-
made of very bright colored
ɔer plates. Below, right, are
cats made of pie plates, oil
ı paws, and butter-curler tails



Robert Humphreys

You can serve hot rolls in this new serving oven from the West Bend Aluminum Company, below. Put the rolls in, place it on top of the oven until hot, then serve

For a simple party ending with a light snack, try the Toastmaster Hospitality Tray, above. Let the guests help themselves

F. M. Demarest

A jolly jack-o-lantern for salad, shown above. Made of canned pears, with a cookie for a hat

Make the witch, left, of a popcorn body, lollypop broom, a marshmallow head and black paper cape and tall hat

Halloween Games and Goodies

M. L. LEE

ghosts, and jack-o-lanterns? They have been used for years in the same old way and have ceased to have much allure since they are the expected procedure. It is the unexpected that makes the fun.

Since so many occasions demand the conventional type of entertaining, let's take advantage of Halloween and concoct something new, different, amusing, and even a bit ridiculous. Black cats have always been used; but have you ever tried brush cats on your Halloween table? They are every bit as appropriate and Halloweenish. They are simple, quick, and inexpensive to make. If you can bear to part with them, one for each feminine guest as she leaves, it will mean a happy guest and a successful party—for she can dismember the creature and use him part by part in her kitchen.

This particularly prolific cat family is appraising the guests, in the impersonal manner with which cats are born, from a long copper mat. Tucked under their sleek bodies, in true cat fashion, are their five-and-

[*Please turn to page 130*]

WHAT child at some time or other does not demand a party at Halloween? Oh yes! You might be clever enough to dodge it, if you are a mother who dreads parties—*unless* your child's birthday happens to be in the month of October. Then the child invariably begs for a Halloween birthday party. And truly, it is rather a nice time for a party when you come right down to getting party-minded. There are certainly decorations enough; you have your colors all prescribed for you; and there are numerous games and amusing Halloween stunts.

Recently I heard a mother of an eight-year-old girl (who had eagerly started giving her child parties at four) say in tones of disgusted despair, "Well, I don't know *what* I'll do for Betty this year. I thought of inviting five or six of her friends and taking them to the movies; one of those specially arranged programs for children, you know." Which is all right if that is the way you feel. But it seems to me that a few well remembered parties in the life of a child are worth twice the number of movie jaunts. So, for the benefit of those mothers who want to give their children parties I have kept account of a rather unique Halloween party we worked

[*Please turn to page 52*]



Coffee urn service, above right, from Chase Brass & Copper Co. From the same company come a coffee maker and hot plate, directly above

Your children will love the Halloween sandwiches, below. The round ones are spread with cream cheese, olives for eyes, raisin noses, and a pimiento strip for the mouth. Crescents suggest a new moon, of chopped hard cooked eggs

Waffle set from Robeson Rochester Corp., at left

Meat on your budget

One time when meat prices went soaring in 1935 I worked out many good inexpensive meat entrées. And the result—well, try these below and you'll see. Delicious! — ANN HOKE

Recipe printed on back of each photograph



• chopped beefsteak à la stanley

Recipe printed on back of each photograph

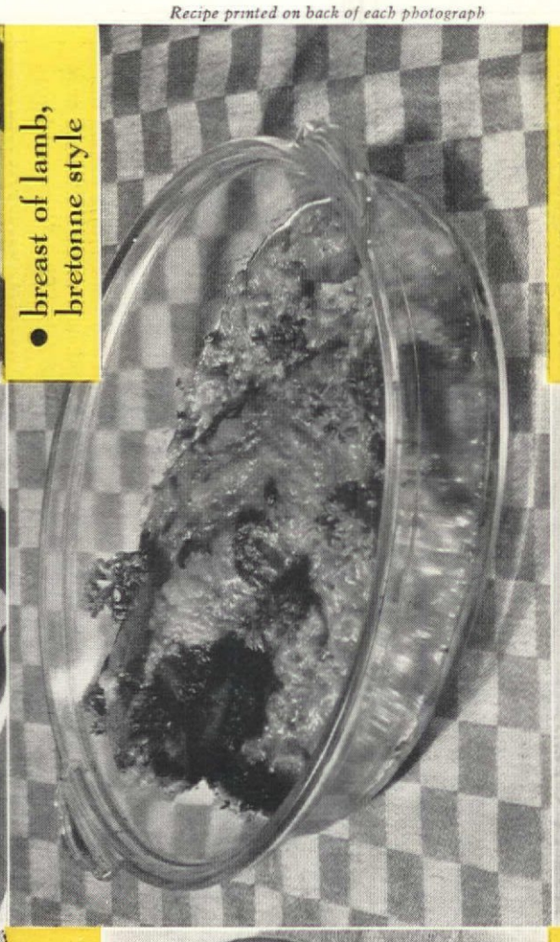

• breast of lamb, bretonne style

Recipe printed on back of each photograph



• roast leg of lamb, boulangere



• London broil with mushroom sauce



• stuffed shoulder of veal



• Swiss steak with vegetable sauce

F. M. Demarest

Meat on your budget

Several of these recipes were adapted from the French—they're clever with food, you know. And yet, more often than not, it's the inexpensive cut of meat they'll choose to concoct their most elegant dishes. —ANN HOKE

Photograph printed on back of each recipe

• Swiss steak

1½ pounds lean beef
¼ cup flour
¼ teaspoon salt
Dash of pepper
Fat, about 2 tablespoons
Salt and pepper for seasoning
3 strips bacon
1 green pepper, chopped
1 stalk celery, chopped
2 carrots, diced
2 medium-size onions, minced
1½ cups canned tomatoes

POUND the beef thoroughly, roll in the flour which has been sifted with the salt and pepper. Brown well on both sides in a heavy skillet with plenty of fat. Then put into a roaster and pour ½ cup of water into the skillet to loosen up the crusted juices and cook until slightly thick. Season well to taste and pour over the beef. Cover and bake in a slow oven (300° F.) for 1½ to 2 hours, or until the meat is very tender. Cut the bacon into small pieces and fry. Add the green pepper, celery, carrots, and onions, then the canned tomatoes; season well and cook until chopped vegetables are tender. Serve the sauce with the meat. Four servings. Dumplings go well with Swiss steak.

Tested by THE AMERICAN HOME

• roast leg of lamb, boulangere

Leg of lamb
Salt and pepper
Clove of garlic
Butter
Bouquet garni, consisting of a bay leaf, thyme, and parsley tied together in a muslin bag
2 large onions
6 medium potatoes
Parsley

SEASON the leg of lamb with salt and pepper and rub with clove of garlic and butter. Put on a rack in an open roasting pan with the bouquet garni. Slice onions and potatoes very fine, season with salt and pepper and place around the lamb. Put small pieces of butter on top. Roast, uncovered, in a slow oven (300° F.), allowing 35 minutes to the pound. Or, if you use a meat thermometer, until the roast has an internal temperature of 175°-182° F. Eight generous servings with probably enough left over for another meal.

Tested by THE AMERICAN HOME

Photograph printed on back of each recipe

• stuffed shoulder of veal

Shoulder of veal
Salt and pepper for seasoning
1 cup stale bread, slightly moistened
¼ pound cooked ham, finely chopped
1 carrot, 1 onion, 1 hard cooked egg, 1 bay leaf, 1 sprig parsley, 1 sprig thyme, all finely minced
1 tablespoon fat
1 cup water 1 tablespoon butter
Juice, 1 Lemon Seasoning to taste

HAVE the bone from the shoulder of veal removed. Wipe the meat with a damp cloth and dredge well with salt and pepper. Make a dressing by mixing together the bread, ham, carrot, onion, cooked egg, bay leaf, parsley, and thyme, and frying for ten minutes in the tablespoon of fat. Add the water and cook 5 minutes more. Then stuff the veal (where the bone was removed) and skewer well to prevent dressing from falling out during cooking. Place on a rack in an uncovered roasting pan, and roast in a slow oven (300° F.) 30 minutes for every pound, or until 170° F. internal temperature, if you use a roast meat thermometer. A ten or twelve pound roast of veal will make three days servings for eight people.

For gravy to serve with this roast add the juice of 1 lemon, and 1 tablespoon butter to the gravy left in the pan. Season and serve with the meat.

Tested by THE AMERICAN HOME

• breast of lamb, bretonne style

Breast of lamb
Clove garlic
1 tablespoon butter
Salt and pepper for seasoning meat
1½ cups navy beans, soaked over night
1½ medium size onions, finely chopped
1½ teaspoons salt
Dash of pepper
Bouquet garni consisting of a bay leaf, thyme, and parsley (tied together in a thin muslin bag)
¼ cup fat
1 clove garlic ½ cup tomatoes

RUB a clove of garlic over the lamb and spread with the butter. Season with salt and pepper, place on a rack in an open roasting pan. Roast in a moderately slow oven (300° to 350° F.) until done, or about 1½ hours. Meanwhile put into a saucepan the soaked navy beans, one onion, the salt, pepper, and bouquet garni. Fill the saucepan nearly full of cold water and cook until ingredients are soft. In another saucepan, put butter, onion, garlic, and the tomatoes. Let this simmer until it has the appearance of a thick cream, and then add a little gravy from the lamb. Add the bean mixture to the sauce and simmer for a few minutes, strain and pour into a baking dish. Place the breast of lamb on top and bake covered in a moderately slow oven (300-350° F.) for 15 minutes. Four servings. *Tested by* THE AMERICAN HOME

Photograph printed on back of each recipe

• London broil with mushroom sauce

Beef flank steak
Olive oil or butter
1 tablespoon butter
1 tablespoon flour
1 cup bouillon or canned consommé
1 pound peeled, sliced mushrooms and stems or 1 cup drained, canned mushrooms
1 tablespoon tomato sauce or ketchup
Juice, ½ lemon
Salt and pepper to taste

SEASON the flank steak with salt and pepper, rub well with olive oil or butter, and oven broil 5 to 6 minutes on each side. To make the sauce, melt butter in sauce pan, add flour and cook until slightly brown, stirring constantly; then add the bouillon, mushrooms, tomato sauce, lemon juice and salt and pepper to taste. Cook five minutes. In serving the steak, cut in slices about ¼" thick. Then carve the slices as diagonally as possible to cut the long fibers. Serve with broiled tomatoes, if desired.

Tested by THE AMERICAN HOME

• chopped beefsteak à la stanley

1 pound chopped lean, raw beef
1 teaspoon salt
¼ teaspoon pepper
2 bananas
Butter for sautéing

TO THE chopped beef add the salt and pepper. Shape into individual patties and pan broil (in a small amount of fat). In another pan sauté (in a small amount of butter) peeled bananas, cut in half and split lengthwise. Brown well on all sides.

Arrange the beef patties and bananas on a serving platter. If you wish, pour a little horseradish sauce on each patty. To make the sauce mix equal parts prepared horseradish with whipped cream. Four servings.

Tested by THE AMERICAN HOME

Photograph printed on back of each recipe



Good news for all to see . . . **Good news in every home . . .** **Good news at every store**

"PERCALE SLEEP". . . IT'S THE NEWS-OF-THE-YEAR

Our good news is your good fortune. . . . It's so easy now to learn the wonderful comfort of "Percale Sleep," to enjoy its rest and refreshment every night of your life.

How? . . . Stop at your store today and discover Cannon's "Utility Percale." You'll agree, here's *the sheet-of-the-year*, offering percale comfort almost at the cost of top-grade muslin! A sheet far finer in quality, with 25% more threads to the inch than heavy muslin—strong and long wearing, yet lighter in weight, therefore easier to handle and less costly to launder.

Another "best-buy" is Cannon Muslin, an old friend in modern dress. Known as *the economy leader*—sealed conveniently in Cellophane and ready for use without laundering. For years this sheet has led the field for sterling service on a small investment. Pure white, even in weave, extra strong—Cannon Muslin is *high-standard* in all respects. . . . Always reliable! Always right!

Whatever you spend, whatever you want, from standard muslin to finest quality percale—Cannon sheets will meet your needs and save you money. When you find the Cannon label, on anything, you've found a Buy and a Bargain!

Ask your store to show you Cannon's new REINFORCED HEMSTITCHING (patented). Original. Exclusive. Improves service. Lengthens wear. Costs no more than the old kind!

THREE FIRST-CHOICE SHEETS

(1) Cannon Muslin (about $1.35,* in Cellophane)—the leading low-cost, long-service sheet. Economy-plus!

(2) Cannon's "Utility Percale" (about $1.85,* in Cellophane)—light but strong, a true percale at a popular price.

(3) Cannon's "Finest Quality Percale" (about $2.50,* boxed)—the top in distinction, the last word in luxury.

Reminder: When you shop for sheets, get some Cannon towels too. They offer greater variety and better values —all styles and sizes at all prices from 29c to $2.

**Prices slightly higher west of the Mississippi.*

TRADE MARK MADE IN U.S.A. CANNON

Cannon Sheets

THE FIRST NAME IN TOWELS IS *THE LAST WORD IN SHEETS*

Bird alive, how people's eyebrows do go up—if there's the faintest hint of tattle-tale gray in your linens and things.

But why risk it? Why put up with half-clean clothes—when Fels-Naptha Soap makes it so easy to hurry out ALL the dirt.

That's because Fels-Naptha brings you *two* peppy cleaners instead of one. Its richer *golden* soap and *lots of naptha* loosen the grimiest, deep-down dirt. When the wash is over, your clothes are so sweet and white it's a thrill to iron them.

You'll love the gentle way Fels-Naptha treats your hands, too. There's soothing glycerine in every *golden* bar.

Ask your grocer for Fels-Naptha today and try it! You'll have easier washes! Lovelier washes! And none of that pesky tattle-tale gray!

COPR. FELS & CO., 1937

BANISH "TATTLE-TALE GRAY" WITH FELS-NAPTHA SOAP!

Mexican baked beans

One famous dish—famously cooked and served—for Sunday nights

EARL CHAPIN

When Boston had no baked beans and its site was being continually walked over by roving aborigines, the highly civilized natives of Mexico and Central America had been developing beans and the art of cooking them for generations.

The Navy bean and the Great Northern bean are inexpensive and valuable food staples for northerners to whom the Boston baked bean is a flower of culinary art, and the plant itself has become something indigenous.

But the bean originally came from the south, and the art of cooking it had reached a high estate long before the coming of the Conquistadores. So if you would like to vary your cookery on this item, you might try the Mexican style.

The Mexican frijole—a loosely used term—has chemical constituents quite comparable to northern beans, which can be cooked in the same manner with the same results. Or, if you are a gardener and wish to raise frijoles—well, your author has raised frijoles from Peru up to the 48th North American parallel.

No better recipe for the Mexican way of cooking beans could be obtained than that from Dr. Garcia, Director of the New Mexico Agricultural Experiment Station:

Frijoles No. I

½ pound navy beans (about 1¼ cups)
2 quarts boiling water (8 cups)
2 tablespoons fat
Salt to taste

Wash the beans thoroughly, add boiling water and cook until soft, or about 3 or 4 hours. If wanted for dinner they must be put on very early in the morning These beans are never soaked over night and are usually cooked in an earthenware vessel. If the water boils down add more *boiling* water. Do not let them burn. They should be kept boiling continuously. When nearly done, salt to taste. When soft, mash slightly with a potato masher or big spoon, and fry in hot fat for 15 minutes. (Mexicans never eat beans unless they are fried for 15 minutes more or less in hot fat. They are always mashed before frying.) *Note:* These should be dry like mashed Irish potatoes. Grated cheese may be added just as the beans are removed from the stove.

From Jessie Whitacre, Chief of the Division of Rural Home Research, Texas A. & M. College, comes another Mexican recipe, acquired through a friend who is thoroughly familiar with Mexican cookery:

Frijoles No. II

½ pound kidney beans (about 1¼ cups)
2 quarts boiling water
1 small onion
¼ pound salt pork

Bring beans gradually to boiling point and add salt pork. Simmer for 4 or 5 hours. When very soft and quite dry, take out a small bowl of beans and mash. Stir the mashed beans in with beans left in pan and serve.

I have often remarked upon the perversity of mankind who prefers a hodgepodge calendar to one

F. M. Demarest

If it's beans, prepared in the true Mexican style, you're craving, then try the frijoles, above. In serving them, use Mexican accessories such as those shown here from R. H. Macy. This same Mexican ware will enhance your American style beans, too. We like ours served in a casserole with crisp strips of lean bacon across the top and sweet corn sticks on the side

How would You like to win a

$12,000 NEW AMERICAN HOME

YOURS may be the winning letter in this

$40,000 PRIZE CONTEST on the

Electrical Standard of Living

PICTURE yourself stepping into a New American Home, tailormade for you and furnished with the newest of electrical appliances. Picture winning that house for nothing more than the writing of a simple, sincere letter!

There is no investment required to enter this contest. All you do is write 100 words, or less, on why the Electrical Standard of Living appeals to you. And what is the Electrical Standard of Living? It's the fun of letting electricity step in and do your work—the washing, ironing, cooking, cleaning. It's the comfort of automatic heat and the convenience of electric refrigeration. It's the knowledge your lights are right; they protect and save your sight. It's the luxury of countless convenient electrical servants that work for you for a few cents a day. This contest gets under way right now. All you need is the entry form provided in the special FREE contest folder. You can obtain your copy of this folder, "Invitation to Participate," from local Electric Service Companies cooperating with the contest, or from your General Electric dealer or distributor. Read it thoroughly. Then mail your entry. Every one of these prizes is worth trying for.

• • •

1st prize, **$12,000** New American Home
2nd prize, **$8,000** New American Home
Plus 10 prizes, each worth $200, every week for 10 weeks — total, 100 prizes $20,000
A grand total of 102 prizes — **$40,000**
First contest closes October 2nd, 1937—Weekly thereafter until Dec. 4th, 1937.
First and second grand prizes will be selected from weekly winners. • Awards will be announced over G-E "Hour of Charm"
—NBC Red Network, Mondays,
9:30 P. M., E. S. T.

(This contest limited to the United States.)

Full Details in this Folder

You need this folder to enter the New American Better Living Contest. And you'll want it. It's full of helpful ideas. It tells the story of the Electrical Standard of Living. It contains the rules and the official entry blank. It's free. Get a copy from Electric Service Companies cooperating with this contest, or from your local General Electric distributor or dealer. If they cannot supply you, write General Electric Home Bureau, Contest Division, 570 Lexington Ave., New York City.

Home Builders — *Attention!*

If you have started to build or modernize since February 1st, 1937, and will be finished by October 31, 1938, write the General Electric Home Bureau, 570 Lexington Ave., New York City, for details of the "New American Home Building Contest". Additional substantial awards!



GENERAL ELECTRIC

THE BETTER THINGS OF LIFE COME WITH THE ELECTRICAL STANDARD OF LIVING

WHAT A *Pickle*

FOR folks who love old-fashioned tidbits—Heinz has re-created in every delicious detail the very pickle grandmother used to keep in a big earthen crock 'neath the cellar stairs! Fresh, crunchy—crisp as celery—here are tender, tempting cucumber slices, neither sweet nor sour. And you can eat a heap and never worry—they're wholesome and digestible!

Americans just naturally have a yearning for Heinz Fresh Cucumber Pickle—one of the 57 Varieties! The flavor—the crunchiness—the zest of this old-time favorite will thrill you. You've tasted nothing quite so good since you grew up.

Picked at Peak of Perfection

What Heinz does is simply this: A special Heinz variety of cucumber is picked at the peak of perfection. Then it's washed, sliced and drenched in a mildly sweet sauce of aged vinegar spiced with aromatic herbs. And when all ready for you—it's packed in big, generous, wide-mouthed jars and sent to your grocer near-by. These family-size jars are very moderately priced. Order some today. It's the pickle of a thousand delicious uses!

Heinz FRESH CUCUMBER PICKLE

of even months; developed streamlined roofs in sheltered Normandy; built square, tall houses in North Dakota; and consigned all the hot dishes to the hot countries. It seems to be that the proper place for a streamlined roof is on the northern prairie, and under that roof people should be gathered around a bowl of chili.

The Mexicans customarily serve their frijoles with chili. If you wish to do likewise, I am including a recipe for chili paste. Pepper seeds are readily procurable at the market, and again, if you wish, you may raise your own peppers in the north by exercising a little care.

Chili paste

Remove the seed and yellow veins from mild chili peppers. Toast them slightly, being careful that they do not scorch. Cover with boiling water and cook slowly until the pulp and skin separate. Pass the pulp through a purée strainer and use to season chili dishes.

Sweet corn sticks
(*Shown in photograph*)

1 cup white cornmeal
1 cup white flour
4 teaspoons baking powder
¼ cup sugar
½ teaspoon salt
2 eggs
1 cup milk
2 tablespoons shortening

Beat eggs, add milk, and stir into the sifted dry ingredients. Add the shortening, melted and mix well. Pour into greased stick or muffin pans and bake for about twenty minutes in a very hot oven (475° F). MARION FLEXNER

Halloween games and goodies

[*Continued from page 46*]

out. The decorations and, for the most part, the food are fitting for children of all ages and both sexes, but the games (planned for girls of ten and eleven) might have to be rearranged and changed. For this reason I have included a number of additional games used at other parties.

Let's start first with the decorations and set the table for six. (We usually have twice that number, although I feel very strongly that children have a better time at parties if there are not more than eight or ten guests.) I used two large-size white crêpe paper tablecloths. Around the edge I pinned on decorated Halloween paper and used Halloween napkins and cups. These not only add greatly in effectiveness but save breakage and extra work, although increasing the cost of the party very little. In the center of the table we had a pumpkin jack-o'-lantern with a lighted candle inside. This impresses little girls particularly; they usually turn out the lights about dessert time and tell ghost stories! Jack was set on a bed of pretty, fresh autumn leaves and among the leaves were various favors such as blowers, bonbons, whistles, and so forth. One favor to a person is plenty, but there may be more if you desire. There is no greater thrill than surprises! At each place was a tiny Halloween candy cup filled with orange candies, and a Halloween witch. The witches were made of popcorn pyramids (made like ordinary popcorn balls shaped like pyramids) with tiny lollypops for brooms, a marshmallow head with a face painted on with melted chocolate, a short, fringed black crêpe paper cape, and a tiny, pointed black hat.

Instead of sending the little guests home at six o'clock with their tummies full of ice cream and cake, and no appetite for their waiting dinners, we usually include a simple supper with our refreshments. (At one time it was dinner but the children are so excited that they eat little, and suppers have seemed more advisable since then.) For the Halloween party the children sat down to jack-o'-lantern salad. Set on crisp lettuce leaves, the lantern is made with halves of canned peaches or pears, held together with cream cheese or fastened together with toothpicks to make the jack-o'-lantern stand upright. Bits of prunes formed the eyes and nose, and a long strip of pimiento, the mouth. The hat was a round chocolate cooky with half a marshmallow on top.

To go with this we had Halloween sandwiches. Most of these were round open sandwiches spread with cream cheese (some of which I had mixed with orange vegetable coloring) and decorated with two slices of stuffed olives for the eyes, a raisin for the nose, and a strip of pimiento for the mouth. Other round sandwiches were spread with a peanut butter and bacon mixture (bacon, cooked crisp and mashed into the peanut butter with a fork). The top halves of the sandwiches were cut out into jack-o'-lantern faces so the peanut butter showed through triangular eyes, a triangular nose, and a wide mouth. Chopped hard-cooked egg sandwiches were in the form of crescents, suggesting a new moon. Some of these were open with the whites of the eggs spread on first and sprinkled with the strained egg yolks.

A choice of day-old cider or milk was offered to drink; and sliced tomatoes, and thin celery and carrot fingers passed around. (The celery and carrots were cut into thin strips about three inches



Permanently Beautiful

It may be true that beauty is only skin deep. Yet to endure it must have a foundation of enduring quality. For the beauty of your surroundings is surface beauty, designed to please the eye. But what is beneath the surface? The lovely finish on your range, your refrigerator, your plumbing fixtures and other porcelain enameled appliances should remain permanently beautiful. You may be sure it will when it is fused on ARMCO Ingot Iron. This special base metal is the most widely used today for this exacting purpose. Look for the famous ARMCO triangle, long a mark of metal excellence! Nearly every one is served every day of his life by some product made of ARMCO sheets. Look for ARMCO when you buy!

ARMCO

THE AMERICAN ROLLING MILL COMPANY
MIDDLETOWN, OHIO

Clean SCOTTOWELS will do all your messy kitchen jobs

DON'T put up any longer with dirty, sour-smelling kitchen rags. Tear off a clean, soft ScotTowel to clean the sink, mop up spilled liquids, wipe the stove, clean smelly ash trays.

You just use a ScotTowel once and throw it away. No grimy rags to wash out. And the ScotTowel roll is *so* much neater than gray rags hanging about.

Be sure you get genuine ScotTowels—stronger, softer, more absorbent. Less than a penny a dozen! At grocery, drug, hardware and department stores.

2 big rolls and handy rack 50¢



CLEANING TOP OF STOVE. Use strong, absorbent ScotTowels, and eliminate sooty rags.

WIPING PANS. Before washing greasy or "fishy" pans, wipe them first with a clean ScotTowel.

CLEANING DISHES. No more greasy dishwater! Wipe dishes with ScotTowels before washing.

MAIL THIS COUPON Scott Paper Co. Chester, Pa.

If your dealer does not sell ScotTowels, send us 50¢ (money or stamps) and you will receive postage paid:
2 ROLLS OF SCOTTOWELS AND 1 ENAMELED FIXTURE or SEND $1 FOR 6 ROLLS AND 1 FIXTURE. Check color of fixture desired: ☐ ivory ☐ pale green

Name_____

Address_____

AH-10-37

Dealer's Name and Address_____

(This offer applies only to the U.S. and its insular possessions)

in length and allowed to crisp in cold water for several hours beforehand.) Dessert was, of course, ice cream (vanilla) with orange candies on top, a Hallowe'en cake, and cookies.

For children of eight and under, who might have difficulty in managing the salad, let me suggest something which our children enjoyed several years ago. A large dinner plate (colored ones are particularly good) had the food arranged on it in a jack-o'-lantern face. Plain diced cold chicken (or creamed chicken) in small mounds represented two eyes and a nose. A row of diced beets formed a beautiful mouth; two blobs of mashed potato were ears, and diced cooked carrots (fine strips of raw carrots may be substituted) arranged at the top, made delicious hair. Over the hair at a rakish angle, was a green lettuce leaf cap. For a lighter meal, you might serve only the Halloween sandwiches with milk and raw vegetables.

Add some new games to the old favorites

No Halloween party is complete without a few of the old Halloween stunts like bobbing for apples, trying to bite the apple on a string, throwing a whole apple peeling over the left shoulder to see what initial is formed—the initial being that of the one you're to marry. But children like something new. They enjoy matching their skill and they adore winning prizes. If a program is to be followed it will be found convenient and wise to have the various games and contests listed in order, and the children never kept too long at one thing. The alternation between quiet and active games is important, especially with young children who will not be able to do any writing games. As children grow older they become more resourceful and adept at entertaining themselves—sometimes too adept and too resourceful. Boys are usually more boisterous (and often sillier) than girls, but their interest can be held with variety and action.

Our party began at four o'clock and we arranged to have several outdoor games first in order to take advantage of the daylight and the beautiful warm day. Our game menu was as follows:

WITCH IN THE MOON (eight to twelve years): Draw a narrow circle or moon on the ground. (We played on the lawn and made our circle of narrow white crêpe paper held down by stones.) One player is chosen as the witch and gets inside the circle. The others taunt him (or her) by putting their toes inside the circle or in some instances jumping inside the circle. The witch is allowed to tag a person if he is in any way touching the circle. If this happens, the person tagged must go into the moon and help catch other players. This is continued until all players are caught.

PUMPKIN WALKING (eight to fourteen years): Cut out pumpkins twelve or fourteen inches in diameter from yellow or orange crêpe paper. Give two to each contestant, then line the contestants up for a race so that each person will have plenty of room. At the word "Go!" each player must stoop down and place one of the paper pumpkins on the ground, far enough ahead so he can easily step on it. Then he places the other pumpkin even farther ahead and steps on it. He continues moving the pumpkins and stepping on them until he reaches a goal twenty feet away. The player reaching the goal first wins a prize. As there is sometimes difficulty in the players catching on to this game, it is a good thing to have a test race first. We had one test race, and two real races for which prizes were awarded. By that time the paper pumpkins were worn out.

COMPARISONS (nine to fourteen years): Individual papers for this must be printed beforehand and passed out to the players. I always choose a guest to pass out papers, another to distribute pencils, another to collect papers and throw them away, and so forth. It is fun for them and saves much work for me.

Can you fill the space with the proper word?

1. Mother is to daughter as father is to *son*. (example)
2. Hand is to glove as foot is to _____. (shoe)
3. Leash is to dog as halter is to _____. (horse)
4. Cat is to kitten as dog is to _____. (puppy)
5. Toothbrush is to toothpaste as washcloth is to_____. (soap)
6. Fish is to minnow as hen is to _____. (chick)
7. Chalk is to board as pencil is to _____. (paper)
8. Baseball is to bat as tennis ball is to _____. (racquet)
9. Brush is to paint as pen is to _____. (ink)
10. Santa Claus is to pack as witch is to_____. (broom)

WHO GETS THE POPCORN (seven to fourteen years): Tie a piece of popcorn in the middle of a piece of string two yards long. Choose two players and place an end of the string in the mouth of each. At the word "Go!" the players must start eating up to the popcorn without the use of their hands. Whoever gets the popcorn first, wins. Now take two more players and a clean piece of string; then two more players, continuing until the ultimate winner is decided.

BURIED WORDS (nine to fourteen years): Pass out pencil and

Appetizer..entrée..or dessert

...WITH KRAFT CHEESE YOU GIVE ANY COURSE A NEW TWIST!

FILE-SIZE RECIPES; CLIP THEM AND SERVE A CHEESE DISH TOMORROW!

FROM SOUP TO NUTS—yes, *really!*—there's a Kraft idea for your menus, to make them novel and more tempting. And, no matter how you serve Kraft Cheese, you add important food values to the meal.

It takes more than a gallon of rich milk to make a single pound of this cheese! So Kraft dishes give high quality protein . . . energy units . . . the essential Vitamin A . . . *and* a wealth of precious milk minerals.

Reserve one dinner a week for a cheese *main* dish. (A treat for the budget as well as the family!) And *often* use a Kraft variety for an appetizer, accompaniment to soup, for salad or dessert. You'll find this the easy way to delicious, nutritious meals that really are "something different."

Cheese Puff Appetizers. In a sauce pan bring ½ c. butter and 1 c. water to a boil. Add 1 c. flour and ¼ tsp. salt; beat vigorously, cooking until mixture forms a ball and does not stick to sides of pan. Remove from fire and add 1 c. grated Kraft American; mix well. Cool. Add 3 eggs, one at a time, beating after each is added. Drop from tablespoon (or force through a pastry tube) on buttered baking sheet, 2 inches apart. Bake 20 min. in 425° oven; reduce heat to 350°; bake until light and dry. Fill puffs with deviled ham, sardine or anchovy paste; garnish with tomato sections topped with anchovy filets.

Mushroom Soufflé. In a double boiler, slowly melt 1 pkg. Creamed Old English, Kraft's zestful Cheddar. Blend in 1 c. canned mushroom soup. Add 4 beaten egg yolks; cook slowly, stirring until slightly thick. Season. Fold in 4 stiffly beaten egg whites. Pour into casserole; sprinkle with ¼ c. chopped bacon, sautéed light brown, and ¼ c. sliced blanched almonds. Bake in a slow oven, 315°, 1 hour. And there's your dinner main dish! A remarkably nutritious one because Kraft Cheese supplies muscle-building protein, energy units, Vitamin A—and an abundance of the precious milk minerals, calcium and phosphorus!

FREE—The new Kraft Recipe Book, "Favorite Recipes from Marye Dahnke's File." Write Home Economics Kitchen, Kraft-Phenix Cheese Corporation, 414-m Rush St., Chicago.

Tune in on the Kraft Music Hall—Bob Burns and famous guest stars. Thursday nights, NBC Stations

THE WORLD'S FINEST CHEESES ARE MADE OR IMPORTED BY

KRAFT

pr. 1937 by Kraft-Phenix Cheese Corporation



Apricot Down-Side-Up Cake. Melt 3 tbsps. butter in iron skillet; blend in 1 c. brown sugar. On mixture arrange, cut-side down, 1 large can apricots, drained. For cake: beat 2 whole eggs and 2 yolks; add 1 c. sugar, ¼ c. apricot juice; 1 c. flour, 1 tsp. baking powder, ¼ tsp. salt sifted together. Fold in 2 stiffly beaten egg whites. Pour batter over apricots and sugar; bake 50 min. in 350° oven. Cool slightly; invert skillet on platter. Serve with this delectable topping: Blend 2 pkgs. "Philadelphia" Brand Cream Cheese and 3 tbsps. milk. Add 2 tbsps. confectioners' sugar. Fluff light with Dover beater.

Firth CHEERS YOUR FLOORS

FIRTH'S famous collection of International "Hook" design rugs are as cheerful as they are practical. Of sturdy, deep-pile Firthminster weave, they combine practical improvements of modern craftsmanship with the charm of an older day of primitive hand-weavings gathered from odd corners of the earth.

Firth was the first to reproduce faithfully on modern looms these lovely, colorful designs. Look for the descriptive label hand-sewn on the face of every Firth rug. It tells you the history of the design, and is your assurance of finest workmanship. See them at all good dealers.

FIRTH RUGS

295 FIFTH AVENUE, NEW YORK CITY • MERCHANDISE MART, CHICAGO

'QUALITY' DOESN'T HAVE TO MEAN 'HIGH PRICE'!

Not many years ago, rich luxurious rugs were a symbol of wealth. It took the farsightedness of Firth to bring fine rugs to the modern home of moderate means. Firth designers combined warm, decorator colors in lovely patterns. And Firth craftsmen wove these designs into luxurious, long-lasting rugs.

Today, tasteful, harmonious rugs and carpets are a sign of discrimination, rather than wealth. In view of this truism, Firth is deeply interested in getting YOUR opinion and those of your friends on the vital matter of floor coverings for the home.

For the best opinion upon this subject, FIRTH will give a complete "rug wardrobe" of lovely, richly piled INTERNATIONAL "HOOK" floor coverings for every room in your home, also sixty other valuable prizes of rugs. Fill in the coupon below and you will receive full details of how to win these valuable prizes.

FIRTH CARPET CO.
295 Fifth Avenue, New York, N. Y.

Gentlemen: Please send me full details of how I can win a FIRTH INTERNATIONAL "HOOK" floor covering for every room in my home.

Name_____

Street_____

City_____ State_____

____ (Check here) Please tell me where I can see these and other Firth rugs

paper to all players and have them write the following sentence at the top of their sheets: WITCHES RIDE AND BLACK CATS YOWL ON HALLOWEEN. The object is to see who can find the most buried words in this sentence; words within words, or words made by continuing from one word to the next with the letters left in their original sequence of course. Answers: wit, it, itch, witch, he, itches, (in 'witches'); rid (in 'ride'); dean (last of 'ride' and first of 'and'); an (in 'and'); lack (in 'black'); cat, at (in 'cats'); owl (in 'yowl'); hallow, hall, all, low, allow, we, owe, (in 'halloween').

SCRAMBLED HALLOWEEN WORDS (nine to fourteen years) Pass a paper to each player with the following scrambled words printed on it:

1. abclk. (answer, black)
2. cwith. (witch)
3. umtanu. (autumn)
4. thosg. (ghost)
5. pleap. (apple)
6. kpupinm. (pumpkin)
7. tca. (cat)
8. kasm. (mask)
9. morob.. (broom)

Give ten minutes (longer if necessary) to see who can unscramble the words first. Several hints when the players get stuck will not be amiss, especially when some of them get stuck on the same word like umtanu or pleap, as our players did.

DRAWING BLACK CAT (six to fourteen years): Once more supply pencils and fresh paper. Show the guests a picture of a black cat and ask them to remember it well. Then turn out all the lights and ask them to draw it. When the lights go on again, hold an exhibition and award the prize to the person having drawn the best-looking cat.

For very young children (four to five years) apples or peanuts or other appropriate prizes can be hidden in various parts of a room or yard, and the guests allowed to hunt for them. They will also enjoy drawing the black cat, only they will prefer the lights on.

For children from five to eight years, we once had a mask-cutting bee. Any large table (or two small card tables) may be used. If it is a good table, cover it with newspapers to keep it from getting smeared with crayons and paste. Bring forth a supply of ordinary brown paper bags, crayons, paste, crêpe paper, scissors. Show the children where to cut two holes for eyes, a hole for the nose and an elongated one for the mouth. Then see who can make the best mask. Crêpe paper may be used for hair, or hair can simply be colored in with crayons. Large flapping ears may be cut from crêpe paper and pasted on. Mouths can be made in many different shapes and colors. There are any number of ways a child may show his ingenuity here, and he will not only enjoy messing around in colors and paste but he will love the result. You will have plenty of time to pick up the paste pots and scraps of paper while your young guests scare and boo at each other—and you.

A delightful game which fires the imagination of very young children is acting out the story of going into a field, selecting a pumpkin and coming home and cutting out a jack-o'-lantern. Someone with a good imagination and possessing a fair degree of story-telling ability (usually Mother) will have to tell the simple story and lead in the action. At first the story-teller will be alone in her efforts but soon the most bashful guest will be with her. The children's attention will be held by what the story-teller is about to do next and it won't be long before they are acting the story too. The story will go something like this: with embellishments and additions according to the narrator's mood:

"Let's make a jack-o'-lantern. (Invite by word or gesture the little guests to rise.) First, we'll take a walk into the field to pick the pumpkin . . . . (You go for a walk around the room followed by the now interested children.) Let's see . . . (You scrutinize the pretended field.) There's a fine one over there. (Everyone walks to the fine pumpkin.) Shall we pick it? (Most of the children will say "yes.") Isn't he a beauty? He'd make a wonderful jack-o'-lantern, wouldn't he? Let's take him home." (You stoop down, have a hard time cutting the pumpkin, examine it meticulously, and walk home, carrying it carefully in your arms.)

The story can continue with the carving of the jack-o'-lantern,

setting a candle inside it, and putting it on your doorstep for Halloween.

Before I close I would like to say a word about prizes. I used to think it was good discipline to bring up children on that adage. "It is more blessed to give than to receive." I still think it a very

Life Begins At 40

Many Men and Women Get a New Lease on Life—After the Driving, Hard-Working Thirties are Over

You Can Be More Vital, More Interesting and More Successful After 40 Than You Ever Were Before

—if you make what you *should* make out of all the experience and wisdom you have gained during your first 40 years.

You are more important than you were at 25. You are worth more as a person—to yourself and to others.

Don't feel you should step aside for others younger than yourself. You are *prepared* now for long years of happiness and success. Don't let them escape you.

Women Often Grow Younger After They Turn 40. In most families, the greatest responsibility during the hard-working thirties is the *woman's*.

Bringing up children, running a home, making ends meet are great experiences. She gains judgment, sympathy, learns how to make others happy.

When her children are grown and easier days have come, then is the time to start her happiest years. She will—IF she takes care of her health and *energy*.

THESE PEOPLE HAVE SUCCEEDED—SO CAN YOU

Recently Promoted to Fine Executive Job

Frederic Halsted

Dear "Life Begins":

I was past 40—and I thought I should be further ahead. My line is textiles and I have learned a lot about them.

I was in poor physical shape. Tired out. Foods disagreed. Frequent headaches. No vitality.

An older man told me I was experiencing a natural slowing down of the digestive system. He said Fleischmann's Yeast is of especial benefit to people of my age.

The Yeast speeded up my digestion and gave me back my health. Recently my renewed vigor led to a good executive position. It looks like the start of real success.

FREDERIC HALSTED

Happiest Now—at 57

Mrs. John Gerard

Dear "Life Begins":

My youth was strenuous. I did trapeze and ballet work in the circus.

I finally retired to take up the life I had always wanted—making a real home for my husband and boy.

But my happiness was marred by ill health. My bowels and stomach bothered me and my back ached. A doctor recommended Fleischmann's Yeast.

After a few weeks eating yeast, my system became regular again. I felt well and strong as I ever had. I am now 57 and do all my own work, the cooking, cleaning, laundry, everything—and do it easily. This is the happiest part of my life.

HELFRID GERARD

How Fleischmann's Yeast helps especially people who are over 40 . . .

The digestive system is one of the first parts of the body to slow down and grow old.

Around the age of 40, the gastric juices start to flow less freely and have a *weaker* digestive action.

This gradual slowing down is a natural thing, and there is no need to get nervous over it—for you can check it by giving the system special help.

For stimulating the *amount* of these secretions and *strengthening* their digestive power, you will get an active effect from Fleischmann's fresh Yeast.

This stimulating action is accompanied by the tonic action of 4 *vitamins* in Fleischmann's Yeast—each one important in keeping the body fit and healthy.

Almost anyone over 40 will feel better and be capable of better work—if he gives his digestive system this extra help.

Eat 3 cakes of Fleischmann's Yeast a day—one cake about ½ hour before each meal—plain or in a little water. See how it brings you new health and energy.

$25 WILL BE PAID FOR LETTERS of success after 40—so helpful to others we wish to print them. If you can truly credit to Fleischmann's Yeast some part of the health that made your success possible—write us—enclosing your picture. Life Begins, 701 Washington Street, New York.

Copyright, 1937, Standard Brands Incorporated

HOW A MAN OF 40 CAN RETIRE IN 15 YEARS

YOU DON'T HAVE TO BE RICH *to retire some day with enough income to support you for the rest of your life*

IT makes no difference if your carefully laid plans for saving have been upset during the past few years.

It makes no difference if you are worth half as much today as you were then. Now, by following a simple, definite Retirement Income Plan, you can arrange to quit work forever fifteen years from today with a monthly income guaranteed to you for life.

$200 a Month beginning at age 55

Suppose you decide that you want to be able to retire on $200 a month beginning at age 55. Here is what you can get:

1. A check for $200 when you reach 55 and a check for $200 every month thereafter as long as you live.

This important benefit is available alone; but if you are insurable, your Plan can also include:

2. A life income for your wife if you die before retirement age.

3. A monthly disability income for yourself if, before age 55, total disability stops your earning power for 6 months or more.

This Retirement Income Plan is guaranteed by the Phoenix Mutual, a company with over half a billion dollars of insurance in force and a record of more than 75 years of public service. If you want to retire some day, and are willing to lay aside a portion of your income every month, you can have freedom from money worries. You can have all the joys of recreation or travel when the time comes at which every man wants them most.

The Plan is not limited to men. Similar plans are available to women. It is not limited to persons of 40. You may be older or younger. The income is not limited to $200 a month. It can be more or less. And you can retire at any of the following ages that you wish: 55, 60, 65, or 70.

What does it cost? When we know your exact age, we shall be glad to tell you. In the long run, the Plan will probably cost nothing, because, in most cases, every cent and more comes back to you at retirement age

Write your date of birth in the coupon below and mail it today. You will receive, without cost or obligation, a copy of the interesting illustrated booklet shown at the left. It tells all about the Plan. Send for your copy now. The coupon is for your convenience.

ESTABLISHED 1851

PHOENIX MUTUAL

Retirement Income Plan

GUARANTEES YOUR FUTURE

Copr. 1937, P. M. L. I. Co.

Phoenix Mutual Life Insurance Company
244 Elm St., Hartford, Conn.

Please send me by mail, without obligation, your book describing the PHOENIX MUTUAL RETIREMENT PLAN.

Name_____

Date of Birth_____

Business Address_____

Home Address_____

important attitude of mind for a child to aspire to, but it can be overemphasized with very young children, especially on birthdays. I have never seen a child yet, who celebrated a birthday by having a party who did not open his arms expectantly to receive the gifts he felt should come pouring in on this occasion.

Whether or not it is a birthday party the child attends, and whether the child is selfish or unselfish, he likes to receive as well as give. If one child wins or receives a great deal more—or less—than the others, it is not deemed fair. So I usually have prizes for all and try to work the contests in such a way that everyone is satisfied. Awards to children under six years do not mean much to them. Then I think of some way of allowing each child to *find* a present. But when the children are older they adore contests and winning prizes. At our Halloween party I had the prizes done up in interesting looking bundles and tied with long strings. The ends of the strings were caught together loosely and laid over the back of a chair and the winner allowed to pull the free end of one string. The children enjoyed picking their prizes in this way and it made the presentation very simple as they could attend to it themselves.

The party for six children cost about $6.15. Enough was included to serve three more children so I feel that the cost is much less than first glance would show. For the benefit of those interested in counting the pennies, I have included the list of everything we used—which follows:

Witches—	
popcorn	$ .10
molasses	.10
lollypops	.10
black crêpe paper	.05
marshmallows	.15
Decorations—	
orange crêpe paper	.05
decorated crêpe paper	.10
two crêpe tablecloths	.20
6 nut cups at 3 for $.10	.20
6 blowers at 3 for $.10	.20
pumpkin	.15
Halloween napkins	.10
Halloween cups	.10
string	.10
10 prizes at $.10	1.00
tissue paper	.05
Refreshments—	
bread (2 loaves)	.20
small jar peanut butter	.10
bacon	.08
half pound cream cheese	.20
orange coloring	.10
olives	.10
2 cans peaches at 2 for	.35
chocolate cookies	.15
head lettuce	.10
4 eggs	.15
half bunch of celery	.10
one bunch carrots	.05
pound tomatoes	.10
ice cream (home made)	.40
candies	.20
cake (approximately)	.50
cider	40
misc.	.12
	$6.15

House for Mr. and Mrs. Harry B. MacRae

(Illustrated on page 38)

FOUNDATION. Walls—concrete beam and piers. Cellar floor—5 in. concrete floor slab. Waterproofing on walls and floor—Anti-Hydro Waterproofing Co.

STRUCTURE. Exterior walls—painted brick and stone veneer on first floor; cypress clapboards on second, over 2 x 4 in. yellow pine studs, shiplap and building paper. Plaster and wood paneling for interior finish. Floor construction—2 x 8 in. yellow pine joists, sub-floor, Sisalkraft paper, The Sisalkraft Co., and oak floor.

CHIMNEY. Lining—fire brick. Marble facing and hearth—Vermont Marble Co. Mantel—mill-made gumwood.

SHEET METAL WORK. Flashing, gutters and leaders—Armco, galvanized iron, American Rolling Mill Co.

INSULATION. Second floor—balsam wool, Wood Conversion Co. Roof—rock wool, Johns-Manville, Inc. Weatherstripping on all doors and windows—Acme Co.

WINDOWS. Sash—double hung and casement, white pine. Glass—single strength, quality A, Pittsburgh Plate Glass Co.

FLOORS. Living room, bedrooms and halls—select white oak. Kitchen—yellow pine covered with linoleum, Armstrong Cork Products Co. Bathrooms—tile, Mosaic Tile Co.

HARDWARE. Interior—Schlage Lock Co. Exterior—blind hardware, Lull & Porter. Garage doors—Overhead Door Corp.

PAINTING. Interior: Plaster walls and ceilings—3 coats of flat paint. Wood panel walls and floors—stain, shellac and wax. Exterior: Brick and stone walls—2 coats cement paint. Clapboards and sash—3 coats lead and oil. Roof—brush stain coat. All paint products by Sherwin-Williams Co.

ELECTRICAL INSTALLATION. Wiring system—triangle flexible metal conduit. Switches—tumbler type.

KITCHEN EQUIPMENT. Range—gas, Magic Chef, American Stove Co. Refrigerator—General Electric Co. Sink—Standard Sanitary Mfg. Co.

BATHROOM EQUIPMENT. Lavatory, tub and toilet—Standard Sanitary Mfg. Co. Seat—C. F. Church Mfg. Co. Shower—Speakman Co. Medicine cabinet—Corcoran, The Fries & Son Steel & Engineering Co., Inc. Water heater—gas, Quad Stove Co.

PLUMBING. Pipes: Soil—cast iron. Water—copper, Mueller Co.

HEATING. Gas floor furnace—Ward Furnace Co. Hot water heater—Everhot Heater Co.

"We think our made-over house is the nicest 'NEW' one in town"



SIDEWALLS were ugly before; they're charming now. J-M Asbestos Siding Shingles (applied right over the old surface) worked the miracle. Charming as weathered wood; fireproof; and they won't rot or wear out.

OVER THE SHABBY OLD ROOF J-M Asbestos Roofing Shingles were laid—and what a transformation! Handsome as fine old weathered-wood shingles—fire-, weather- and wear-proof.

"I LEARNED JUST HOW TO DO IT ALL FROM THE 101 BOOK"

IMPROVING AN EXISTING HOME is a good deal like building a new one. You're investing for the years; you probably won't remodel again for a long time.

Save time and trouble, avoid mistakes, get the most out of every remodeling dollar, by sending for Johns-Manville's free "101 Idea Book"—ideas for the latest types of kitchens and bathrooms—ideas for charming extra rooms in attic and basement—ideas for new roofs and sidings that make homes fire-safe, much more easily and economically kept up . . . latest information, too, on how best to insulate for year-round comfort . . .

It's fascinating reading—it's profusely illustrated (many pictures in full color)—and it tells you, also, how to finance home improvements under the terms of the J-M Million-Dollar-to-Lend Plan. Mail the coupon for your free copy.

JOHNS-MANVILLE
BUILDING MATERIALS

J-M HOME INSULATION helps prevent drafts, reduces winter fuel bills up to 30%; cuts summer temperatures up to 15° in hottest weather. In Ful-Thik "batts" for new houses—or blown into walls of existing homes.

BATHROOM strikingly modernized, too. The materials—J-M Marbleized Asbestos Wainscoting around the tub—J-M Flexboard above. Cost, low; went on over the old walls.

SEND FOR FREE BOOK



Johns-Manville, Dept. AH-10, 22 East 40th Street, N. Y. C.
Send me the new 1937 "101 Book," FREE. I am especially interested in Home Insulation ☐. Insulating Boards for extra rooms ☐. An Asbestos Shingle roof ☐. Cedargrain Asbestos Siding Shingles ☐. I am planning to remodel ☐. I am planning to build ☐.

Name_____

Address

A REVELATION!

"I NEVER CEASE WONDERING HOW IT CAN BE POSSIBLE TO MAKE A MATTRESS SO COMFORTABLE"

From the very first Spring-Air will work its magic on you. All thoughts of tiredness are dispelled; you will think only of how good this mattress feels. Its perfectly balanced resilience will give you concentrated, vitality-building sleep. Spring-Air is a revelation; just try it and see for yourself!

Spring-Air

TRADE MARK
REG. U.S. & CAN. PAT. OFFS.
CHARLES KARR COMPANY, HOLLAND, MICH.

the mattress that FEELS so good

Experts accept the evidence of Spring-Air's superiority; now, countless thousands share this enthusiasm. All because Spring-Air is the only nationally-sold mattress that contains the guaranteed Karr Spring Construction,—an exclusive spring sleep unit that is perfectly constructed to maintain its resilience throughout the years. You have several styles in both the Inner-spring and Outer-spring types to select from at better dealers everywhere, $24.50 to $49.50. Ask for Spring-Air by name; demand to see the label.

Spring-Air product standards are specified and, through inspection, maintained by the licensor, Charles Karr Company, Holland, Michigan, manufacturer of the spring elements used in completed Spring-Air products.



THERE ARE 2 TYPES-SEE THEM BOTH

SPRING-AIR General Offices: HOLLAND, MICHIGAN

Canadian Offices: SPRING-AIR, 41 Spruce St., Toronto, Ont.—48 Factories in U.S. and Canada

"GETTING THE MOST OUT OF YOUR SLEEP" IS THE TITLE OF AN INSTRUCTIVE PAMPHLET,—A FREE COPY AWAITS YOUR REQUEST.

A professor's preference

[Continued from page 81]

interesting as the exterior. From the tiny windows on either side of the front door to the ample closets, it is complete and compact. Although small, it is built for real living.

The architect has followed the Cape Cod idea in proportions, straight lines, the pitched roof, picket fence, and the whole general feeling. Inside, you note this theme in the simple trim, straight stairs, black wrought-iron hardware, and brass lighting fixtures. The Colonial doorway, suggested by the owner, seems to enhance rather than detract from the central theme. In the interests of good ventilation and room arrangement, they broke from the traditional in adding dormer windows and placing the chimney at one end of the house instead of in the center.

By putting the living room and dining room in the back, privacy is assured. A large porch opening off these two rooms is a quiet retreat for warm days and evenings. The guest room and bathroom are on the main floor. Upstairs there are two light, airy bedrooms and another bathroom. Notice the storage and closet space on this floor shown by plan.

The entrance hall is one that welcomes you. A wallpaper of Currier and Ives prints, in soft colors on a natural ground, is sufficiently interesting and has enough perspective to make the room seem larger. There are colorful hand-crocheted rugs to add life. A console table and two chairs are most inviting.

In the living room there is a fireplace that makes you want to stay forever. To emphasize this feature, there are built-in shelves on either side that may be used for books or art objects. It is interesting to note that the backs of these shelves are papered with the same landscape design used in the dining room, and shellacked for durability. (This is an idea you might try yourself—the results are quite charming.) With this architectural focal point, the owners had a very good start.

Here the background is a lovely, pastel spring-green wallpaper. It is refreshing, and could never be even the least bit tiresome. A love seat, upholstered in flowered chintz, repeats this green, a soft yellow, and several shades of red on an eggshell ground. The



The living room, with its fireplace and built-in shelves, is a place for family gatherings or gracious entertaining

American Home arranges a modern window with QUAKER NET CURTAINS





Cryscord—Every mesh tied in place. (illus. actual size).

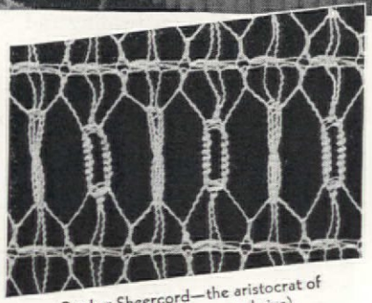

Quaker Sheercord—the aristocrat of curtaining. (illus. actual size).



Cryscord—an open mesh Quaker Net with a "difference". (illus. actual size).



Quaker Sheernet for window demanding simplicity (illus. actual size).

SO SHEER and lovely that they *look* delicate, are the new Quaker curtains. Not a woven cloth but a delightful web of thread strongly tied in place, that continues to look like new after years of wear and many washings.

Look at the illustrations on this page. These are some of a myriad of meshes Quaker offers for choice of exactly the net to suit your room. Notice the variety presented! Large, heavy-thread net for the masculine room; dainty, fine-thread webs for feminine rooms; restrained meshes for formal rooms. And all, because of mesh construction, hang in graceful folds.

Insure the durable loveliness of your windows by selecting Quaker curtainings.

This Book Will Help You With Your Windows.
Window decorating problems found in typical homes—and their solutions. More than 50 photographs and pages of helpful information. Send 10 cents to Quaker Lace Company, Dept. A107, 330 Fifth Avenue, New York.

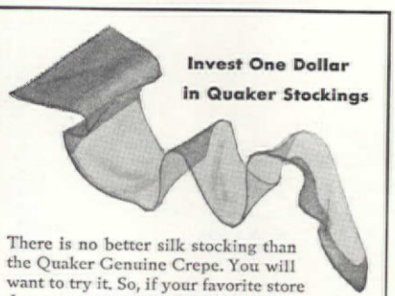

Invest One Dollar in Quaker Stockings

There is no better silk stocking than the Quaker Genuine Crepe. You will want to try it. So, if your favorite store does not carry Quaker send $1.00 for a pair in the latest suntan shade. Specify your size, please. Quaker Hosiery Co., 330 Fifth Ave., N.Y.

FIR-TEX Plaster Base Lath

kills 2 birds with one stone



"Ivrykote" and Fir-Tex Hard Board for Interior Finish

Ivrykote beautifies as it insulates. Ideal for remodeling the basement into a recreation room or to add an extra attic bedroom. Already surfaced yet adaptable for further decorative or coloring treatment without sizing. Whenever a hard surface is desired, Fir-Tex Hard Board will give lifetime service.

Fir-Tex Building Board for Insulation

Only Fir-Tex retains the cellular structure of natural wood fibres, sterilized and felted into solid boards. Use Fir-Tex building board for super insulation of walls, floors and roof.

"Firkote" for Sheathing

Make your home warmer, stronger, quieter by using Firkote in place of shiplap and paper. Costs no more, everything considered. Cuts fuel bills drastically. Firkote is termite-proof, highly fire retardent.

● Another age-old building tradition is "gone with the wind!"

Old-fashioned lath is out. It never was much good, except that its fuzzy surface and the gaps between laths gave plaster something on which to hold.

Now we have a better way—a less expensive way. You may have lath that insulates—Fir-Tex Plaster Base Lath. It is both lath and insulation at the price of insulation alone.

Fir-Tex Plaster Base Lath is a super insulating material, and plaster sticks to it like glue. It makes a smooth, beautiful job. Plaster cracking is reduced to a minimum.

And if you want to make it a super insulating job, "wrap" your home in *Firkote* sheathing board—on your outside walls and roof, instead of ship lap and building paper. It won't cost you any more, everything considered. And then you have a house that is built to brag about. Summer's heat and winter's cold can't touch you. Your fuel bills will be the very lowest. Outside dins and noises will sound faint and far away, if you hear them at all.

There is nothing else just like Fir-Tex. Made from natural wood fibres felted together in solid boards. Not cooked down to a cellulose. All natural air cells in the original wood fibres are retained and millions more added in the Fir-Tex felting process by which this super insulating material is made.

Your retail lumber dealer will gladly explain the many ways of insulating and beautifying your home with Fir-Tex. Use the coupon below for your copy of a beautifully illustrated booklet showing the application of Fir-Tex as sheathing, interior finish, insulation, plaster lath, etc.

FIR-TEX

SUPER INSULATING BOARD

Insulates . . . Deadens Sound . . . Cuts Fuel Bills

Send for catalog showing the application of Fir-Tex as sheathing, finish, insulation, plaster lath, etc.

FIR-TEX INSULATING BOARD CO.
Dant & Russell, Inc., General Distributors, Portland, Oregon.
Gentlemen: Please send FREE catalog for the home owner.

Name_____

Address_____

City_____ State_____ AH-O7

sofa is in wine colored chintz. At the windows there are sheer white ruffled curtains that let in plenty of sunshine. The woodwork and Venetian blinds are off-white.

In the dining room is a charming landscape wallpaper, in soft colors on a natural background. There are bright crocheted rugs like those in the hall, while the woodwork and Venetian blinds repeat the living room colors. Incidentally, this color repetition is smart in a small house, because it does away with sharply broken areas and makes rooms next to each other seem larger. Notice the convenient corner cupboard.

The master bedroom has maple and pine Early American furniture. From the wallpaper, with its slender pattern in very pale green, a light tint of blue, and white on a soft peach ground, comes the color scheme. There is a daybed slip covered in peacock blue chintz in front of the dormer window. With soft pillows on it and convenient book shelves built in its recess, it must be a comfortable place for reading and resting. The ruffled curtains are of white dotted Swiss. A chintz slip cover with a colorful scenic design on an apricot ground is nice for the lounge chair and ties the color scheme together.

But now let's pause for a moment and look into the building details. The house is well insulated, with mineral wool in the second floor ceiling and Celotex lath on all the outside walls. It is warm-air-conditioned with a coal-burning, hot-air furnace, blower, and stoker. There is a ventilator in the upstairs hall ceiling. All of the floors are oak. There is complete termite protection with non-corrosive metal shields between the foundation and sills. With a roof of blue-black combination shingles and the exterior walls of white wood siding, there is an effective light and dark contrast.

From foundation to accessories, it is in harmony with a pattern of simple but gracious living. There is character in its Cape Cod architecture, and personality in its departures from the traditional. The pleasing exterior attracts your attention, and when you step inside you are completely satisfied. Since it is within most of our budgets, we can learn several lessons from it. First of all, we see that good taste permits slight variations from a traditional style. Then, we note that a plan for a small house can provide all comforts and some luxuries. Finally, we see that sound construction and attractive interiors are equally important.

Get low-cost automatic heat . . . now and for years to come!

new DELCO OIL BURNER

with Exclusive New Rotopower Unit and Thin-Mix Fuel Control

Delco steps ahead again with this amazing new precision-built burner—no gears, no couplings, no belts . . . less wear, longer life

The *new* Delco Oil Burner is years ahead of ordinary burners. Its sensational new Rotopower Unit with the famous Thin-Mix Fuel Control creates an unbeatable combination for dependability, economy and long life. All the mechanism is contained in one compact, trouble-saving Rotopower Unit. Its precision manufacture, its simplicity of design, its sturdy construction assure you season after season of comfort with economy. You save money. You avoid worry and trouble with this completely modern oil burner. Because the Delco Oil Burner has no gears, couplings or belts . . . *because of its superior construction* . . . it outlasts and outperforms burners of old-fashioned design.

The amazing new Rotopower Unit with the Thin-Mix Fuel Control cuts heating costs to the core. You use the cheapest grade of approved domestic fuel oil. You burn a true thin mixture—one containing 19 times as much air as oil . . . the most economical fuel mixture possible.

Don't put off the purchase of automatic heat any longer. See your Delco-Frigidaire dealer.

Models DR and DR1 now available with Rotopower Unit

PRODUCT OF GENERAL MOTORS

Two Other Types of Delco Automatic Heating Equipment

The Delco Furnace for Radiator Systems



Available for oil or gas—gives you dependable, economical heat. The oil-fired model is equipped with the Delco Oil Burner which has the exclusive Delco Rotopower Unit and Thin-Mix Fuel Control. The gas-fired model uses the amazingly efficient Delco Luminous Flame. Both models embody the exclusive Delco Im-Pak-Tor principle of heat absorption which decreases loss of heat up the chimney.

Heating Plus Winter Air Conditioning The Delco Conditionair



Air conditions as it heats—gently circulates warmed, filtered, humidified air through every room. Is fired by the cost-cutting Delco Oil Burner—and operates under the exclusive Multi-Path method of fast heating. In addition to true winter air conditioning, the Delco Conditionair provides the most inexpensive way of adding summer air conditioning to your home. Available for oil or gas heat.

Delco Oil Furnace Model DH3 and Delco Conditionair Models DA0 and DA1 now available with Rotopower Unit



FOR EVERY HOT WATER NEED

Delco's new automatic water heater gives you plenty of piping hot water. Cop-R-Loy tank and rock wool insulation assure long life and economy. Compare its features with any other water heater.

EASY TERMS. Convenient payments to suit your pocketbook.

DELCO *Automatic* HEAT

OIL BURNERS • AUTOMATIC FURNACES • CONDITIONAIRS

GET ALL THE FACTS!

Delco-Frigidaire Conditioning Division
General Motors Sales Corporation
Dayton, Ohio. (Dept. AH-10)

Please send me complete information about
☐ Delco Oil Burner ☐ Delco Oil Furnace
☐ Delco Conditionair ☐ Delco Water Heater

*Name*_____

*Street*_____

*City and State*_____

TO MAKE SURE IT'S MODERN
...ASK IF THE RANGE HAS A
HIGH-SPEED OVEN
AND A
SWING-OUT BROILER

Magic Chef GAS RANGE HAS BOTH

* "Mother was amazed when I preheated my Magic Chef High-Speed Oven to 500 degrees in 8 minutes. She could hardly believe her eyes when I baked biscuits in 12 minutes, *from a cold start.* And was she surprised to see the oven held down for hours at 225 degrees!

"Then I showed her the convenience of the Swing-Out Broiler; how the entire broiler with contents swings out within easy reach when the door is opened; how you can stand comfortably erect, protected against heat while you are turning or removing the food; how you actually broil with the *door closed,* while you go about doing other things.

"She said anybody could be a good cook nowadays, with such advantages. 'Yes, Mother,' I told her, 'it's the modern range that makes the difference, and no range is modern without these two features.' "

In these significant words Mrs. Modern speaks to every housewife buying a range. To make sure it is really modern, ask if it has a High-Speed Oven and Swing-Out Broiler. *Magic Chef has both.*

Go to your gas company or Red Wheel dealer. See Magic Chef demonstrated. See the attractive styles. Note the time- and money-saving features. For free folder write American Stove Company, Dept. J, 250 Chouteau Ave., St. Louis, Mo.

AMERICAN STOVE COMPANY
BOSTON • NEW YORK • ATLANTA
CLEVELAND • CHICAGO • ST. LOUIS
PHILADELPHIA • SAN FRANCISCO
LOS ANGELES

MAGIC CHEF SERIES 2700

A moderately priced series that embodies many unique and modern features. These include sturdy "Skyscraper" Construction; Divided Cooking Top; Semi-Direct Action High-Speed Oven; Swing-Out Broiler which makes broiling more convenient and comfortable. Also standard Magic Chef features.

•

MAGIC CHEF FEATURES

MAGIC CHEF TOP BURNERS—Give a thousand even heats. Will not clog.

MAGIC CHEF AUTOMATIC TOP BURNER LIGHTERS — Any top burner lights itself when gas is turned on.

SANITARY HIGH BURNER TRAYS — Conceal pipes and valves, protect them against boil-overs and food spillage.

RED WHEEL LORAIN OVEN REGULATOR—Cooks and bakes unattended. No guesswork or oven-watching.

FULLY INSULATED — Keeps kitchen cooler. Saves gas.

GRID-PAN BROILER — Two-piece with removable grid, porcelain enameled.*

TIMER—Rings a warning automatically for any time set.

GRAYSON COOKING CLOCK, TELECHRON MOTORED (Extra Charge) — Self-starting. Turns oven burner on and off automatically as desired.

*MONEL METAL for Work Top and Broiler Grid (Extra Charge) — Modern, stainless, easy to clean, noiseless, durable.

COOK WITH GAS
THE MODERN FUEL

For Greater Speed, Economy, Safety, Convenience, Dependability

•

Where gas main service is not available, Pyrofax tank gas service may be obtained anywhere east of the Rockies.

LOOK FOR THE RED WHEEL WHEN YOU BUY A
Magic Chef
AMERICAN STOVE COMPANY
GAS RANGE

★ TO MODERNIZE YOUR KITCHEN ★ START WITH THE GAS RANGE ★

Early American Castors

HARRIET I. SHIELDS



No. 3. Pink overlay glass

MUCH has been written about antiques of all kinds, but little has been said about castors. Our grandmothers did not think their table service quite complete without a castor.

I can remember as a child the sight of Grandmother's loaded table, and loaded it was, with covered compotes, well filled jelly and preserve dishes, heavy Sandwich salts and an enormous sugar bowl. In the middle of this stood a lovely silver castor containing six bottles of glistening etched glass and a silver bell attached to the handle. Bottles with silver tops were for salt, pepper, and mustard; bottles with tear-drop stoppers contained vinegar, oil, and pepper sauce or chutney.

There was an advantage in using this in the center of the table. If you remember the table in the early days, especially on the farm, was "set" from day to day. Food in covered dishes was allowed to remain on the table; so between meals a white cheesecloth cover, sometimes briar-stitched in red, was draped over the dishes to ward off dust and insects. The castor, being tall, was used to hold this in the position of a tent over the table.

Castors were first made in England. The early settlers of America desiring luxuries for their homes, copied the English castors, using pewter. Silver followed these. Lastly, and more beautiful, came the glass castors.

In the study of Early American glass we find reproduced, in Lura Woodside Watkins' book on "Cambridge Glass," a copy of an

No. 1



No. 2

STOP WASHING DISHES!



The General Electric Dishwasher does the entire dishwashing job quicker and better than anyone can possibly do it by hand—and at a cost of about a penny a day!

All the dishes—pots and pans, too—are *hygienically* cleaned in water much hotter than human hands could endure. They are dried by their own heat. No unsanitary dishcloth, no breakage, no chipping.

Have *your* dishes washed this sanitary, safe, speedy way. The G-E Dishwasher can be installed in your kitchen as a part of the complete General Electric Sink or as a separate cabinet.

STOP SAVING GARBAGE!

Keep your kitchen forever free from messy garbage. The new G-E Disposall makes it possible to dispose of food wastes *instantly*—right at the sink! Parings, food scraps, etc., go down the drain into the Disposall where they are reduced to a pulp and flushed away like water. No odors, no clogged pipes.

The G-E Disposall unit can be readily installed in your present sink. It also comes as an integral part of the complete General Electric Sink.

New General Electric Sink Ends the Two Most Distasteful Kitchen Tasks

HOUSEWORK now becomes less of a problem for women with servants and those without help. Two disagreeable tasks have been abolished—tasks you and your kitchen maid will be glad to get rid of. The G-E Sink "does the dishes" and disposes of the garbage mechanically.

Protects China from Breakage

Into the dishwasher trays go all the dishes. Just a turn of the switch and it's but a mere matter of minutes until the entire job is finished. The G-E Dishwasher even cleans and dries itself. Your dishes are safer, too, for they are not subjected to the hazards of soapy, slippery fingers.

Ends Garbage Nuisance

Down the sink drain into the Disposall go all food wastes—and are *instantly disposed of!* No messy sink, no unsanitary garbage receptacle, no smelly incinerator—in fact, *no more garbage!*

The new G-E Electric Sink brings you both dishwashing and garbage disposal services at a trifling cost. See this newest contribution to better living at your General Electric dealer's, or write for detailed descriptive literature. General Electric Co., Specialty Appliance Sales Division, Sec. DF10, Nela Park, Cleveland.

GENERAL ELECTRIC SINK

WITH DISHWASHER AND DISPOSALL

G-E APPLIANCES FOR BETTER LIVING: G-E REFRIGERATORS, G-E RANGES, G-E WASHERS, G-E IRONERS, G-E VACUUM CLEANERS. COMPLETE G-E KITCHENS AND G-E LAUNDRIES.

Adhesive Sealex TRADEMARK REGISTERED *the modern money-saving linoleum*

now brings you Personal-ized Floors

. . . a thrilling new idea in floor decoration

A new design era is born—Personal-ized Floors of Sealex Linoleum. Exclusive custom-effects you design yourself! Enticing, decorative Sealex Insets have been ready-cut from, and color-correlated with, the gorgeous colors in Sealex Inlaid Linoleums. Flowers, ships, discs and many others—and a galaxy of accenting Feature Strips and Borders—are now available to "personalize" your new linoleum floor.

First, choose your floor of Adhesive Sealex Linoleum. Then arrange Sealex Insets, Feature Strips, etc., on it to suit your own individual taste.

You'll find your "Personal-ized Floor" delightfully inexpensive. Savings up to 20% are effected by patented* Adhesive Sealex Linoleum—*with factory applied adhesive on the back.* See your dealer for further news about Sealex "Personal-ized Floors."

*Patent No. 1,970,503

Boundless are the "Personal-ized," decorative effects you can create with the help of the new Sealex Insets! Priced within the reach of everyone, they are inexpensively "set" in your new Adhesive Sealex Linoleum floor. See them all—at your Sealex dealer's. He'll gladly tell you more about Sealex "Personal-ized Floors."

Also, send 10c for our new decoration book, "Match your Rooms to your Personality." Dozens of color illustrations.

Address Congoleum-Nairn Inc., Box AH1, Kearny, N. J.

SEALEX LINOLEUM

Here's a spirited Personal-ized Floor! Sealex "Disc" Insets in 3 colors emphasize the engaging texture effect achieved with the Sealex Veltex pattern, "Malaga," A7234. Walls are also decorated with sanitary Sealex Linoleum—Jade Green. Doors are White Sealex.

The Modern Floor is a Personal-ized Floor of Sealex Inlaid Linoleum

advertisement in the Boston *Commercial Gazette*, for October 4, 1819, advertising the fact that "prest glass castor bottles, prest pocket flasks, etc., will be auctioned off on October sixteenth." From this and similar auction advertisements, Mrs. Watkins, in a chapter on molded glass in this same book, deduces that "Three-section mold castor bottles in numerous different designs are fairly common, and so far as is known have never been attributed to any factory. The pewter castors that hold them may sometimes be traced by marks to makers of the twenties and thirties, as, for instance, Roswell Gleason and I. Trask. It may therefore be assumed that these are the type of bottles meant in the auction list."

Mary Harood Northend in her book of "American Glass," says, "Castors, once indispensable for table use, then for a time discarded and hidden away in dark corners, are now being brought to light and used as ornaments or in the setting of the table. A historic one is still in existence, but whether English or American we do not know. It belonged to John Hancock, whose magnificent house on Beacon Street, Boston, is now a memory only. Another castor was presented to Marcus Daniels upon his silver wedding anniversary in 1870, probably of



Courtesy of Museum of the City of New York

An English mid-eighteenth century cruet stand. Prototype of the American castor, used in the exhibition devoted to table arrangement in the old-time style in the Museum of the City of New York

American manufacture. Both are treasured for sentiment's sake."

Pewter castors are quaint, and being the first attempt of this table ware are, of course, the most antique. Pewter collectors are glad to include these.

I have two miniature pewter castors. (Fig. 1) These are most unique. On the small pressed bottles of one is the shield of the United States which makes it more rare than the other small one with plain bottles. I can well imagine how proud those little girls of the early sixties were to possess replicas of their mothers' castors. They were without doubt prized highly and later put away intact with all four bottles in the old high cupboards for keepsakes. Today only one stopper and two tops are missing.

Many of the old plated castors handed down from the early days are not thought to be usable. Through the years they have become tarnished, or salt has worn the silver plate off. But now these can be replated for a few dollars and made to look just as beautiful as new.

The bottles of silver and pewter castors are pressed and etched in similar designs, a few being cut glass. I have seen only one silver castor containing milk glass bottles. However, castors entirely made of milk glass were common.

In a similar category of silver and glass as the castors, we find the old pickle jar. The container is engraved silver and a pickle fork hangs on the handle. The pressed glass jar was a pattern of the old glass, perhaps matching the table service of its owner. Lovely colored blown glass jars were to be found in these silver holders. (Fig. 2)

The all-glass castors are rare and beautiful, the colored ones being especially sought after. An extremely beautiful example in my opinion is that on the right in the same photograph. The five bottles are blown daisy and button pattern and the colors are amber, blue, and canary. The holder is clear pressed glass. The handle of twisted metal.

The same illustration shows on the left an all amber glass castor of Sandwich glass with four pressed bottles of daisy pattern. This is also made with blue bottles and clear container. Both have metal handles. Ruth Webb Lee shows this type in her book, "Early American Pressed Glass," on Plate 171.

A pink overlay castor in the quilted pattern (Fig. 3) has a metal handle, and the original metal screw caps are in the bottles. (See page 64.)

This last year I have given castors as wedding gifts. Each of the young brides was quite thrilled to receive such an old, yet really valuable object.

At a recent Antique Show given by the Early American Glass Club of Tulsa it was amusing to hear one of the spectators say, "I wonder what great Aunt Mary did with that old castor of hers? Wouldn't I love to have it." An old lady with her answered regretfully, "We were ashamed of that old stuff and threw it away." Alas, we wonder why antiques are scarce today! I am sure we will not be so flagrantly careless with them from now on.

"Master-Etchings" . . FOR CANDLE LIGHT AND THE GLEAM OF CRYSTAL

How entrancing is candlelight when the fragile shadows of "Master-Etchings" drift across formal damask!

These superb etchings are no casual achievement. Rather the result of painstaking care, expressed in designs of restrained richness on crystal, clear as a gem. This is the secret of Fostoria's distinction!

For you who have cultivated a talent for gracious hospitality, Fostoria suggests *Lido* . . . so fascinatingly modern. Or *Navarre* . . . a design that is traditionally Bourbon. To you and to your guests these "Master-Etchings" brilliantly proclaim, "There is nothing finer than Fostoria!"

. . .

Your dealer is displaying many Golden Jubilee "Master-Etchings." All moderately priced. For further information on *Navarre* or *Lido*, (pictured above) write for Folders 37-W. Fostoria Glass Company, Moundsville, West Virginia.

FOR 50 YEARS THE GLASS OF FASHION

Golden Fostoria Jubilee
1887 MADE IN U.S.A. 1937

LUXURY AT LITTLE ADDED COST

Enjoy the Luxury of this Rich Tropical Hardwood

In distinguished homes from one side of the world to the other you will find Philippine Mahogany adding richness and beauty.

You will also find this choice wood in the homes of those of modest means.

Philippine Mahogany is the universal wood for interior finish. Lovers of beautiful woods choose Philippine Mahogany for its distinctive warmth of color . . . for its striking beauty of grain and figure.

Used for paneling, Philippine Mahogany imparts an atmosphere of luxury to a room. Used on a more modest scale, for interior trim and fixtures, Philippine Mahogany gives a home new character. Select this wood for such fixtures as doors, fireplace mantel, staircases, china closets.

The cost is surprisingly small. Growing in huge, accessible stands, Philippine Mahogany is economically logged by modern means. The saving is passed on to you.

DOORS

The Philippine Mahogany door bids a warm welcome. It has striking beauty of grain and figure—beauty that lasts through the years.

FIXTURES

Philippine Mahogany, used here in a staircase, adds charm to the home interior. This wood may be employed either in its natural color or stained.

TRIM

An air of luxury is imparted in this home by Philippine Mahogany. Despite its richness of appearance, Philippine Mahogany costs little more than softwoods.

Philippine Mahogany

MOST ECONOMICAL OF THE LUXURIOUS TROPICAL HARDWOODS

PHILIPPINE MAHOGANY MANUFACTURERS' IMPORT ASSOCIATION, INC.
111 West Seventh Street, Los Angeles, California
Please send descriptive literature.

Name_____

Address_____

Hidden House

LAURA HEINE MORSE and
CYRUS BRYANT MORSE

Are you satisfied with your home? We weren't and no amount of searching and no real estate agent could show us a better place that would suit our budget. You see, finding ourselves in a little New England village with none of the accommodations that the apartment dweller has learned to rely upon, we had been making the best of what we had, until one day an agent said he knew he had just the thing for us. We'd heard that before, but we were willing to try anything once, and so we took the address, which we noted was on the proper side of the railroad tracks. When we arrived we saw nothing but a large white Colonial house, already occupied, with lawns, tall elms, and old gnarled pines. We "inquired within" and the owner with whom we talked led the way toward the back of the house. We exchanged glances saying, "Better stay where we are; at least we have a front entrance on a residential street." I looked up, gasped, and was speechless. Set in the embrasure of the hill from which it was protected by a retaining wall, all mossy and green, I saw a tiny white house of one story, Colonial in architecture, and landscaped with slender pointed cedars and dwarf yews and a lawn at one side. Shadows of the tall tree boughs moved rhythmically with the wind across the rusty-red roof. Have you ever actually, seen the home of your dreams and suddenly realized that you could touch it and that it wouldn't disappear completely when you awakened?

The owner opened the door into the living room. On our right through the terrace door we saw the lawn with a stepping-stone path through the center and tall budded lilacs making a border across the far end. The rays of the afternoon sun warmed the knotty pine walls and the room was light and cosy. Across the corner facing us was a fireplace of pinkish red bricks symmetrically placed, and above it a simple pine mantel. The conventional Aztec Indian motif in the creamy wallpaper above the wainscoting on either side of the casement windows and the doors lent a charming touch of color with its rusts, blues, yellows, and greens. I heaved a sigh and breathed in all the freshness and newness—new paint on the woodwork, floors recently waxed, the paste that paperhangers use, and the new radiators warm for the first time. Honeymoon cottage it seemed to us; and we'd be so all by ourselves together in a cosy little Hidden House.

Both of us are sentimental, but I'm the more practical member of the husband-wife team and, while I was quite sure we would take this house under almost any condition, I started asking questions. Yes, there were all the modern conveniences including tile bath and shower. The rent might be low, but we would have to pay for water, gas, and electricity. Noticing only one radiator in the living room, I asked about the heating system. There was an oil furnace (in a cubbyhole, asbestos lined and somewhat soundproofed) off the kitchen. It had a special, quiet pump and there was no vibration. On the furnace was an aquastat attachment which would keep water hot continuously summer and winter. We would, of course, be responsible for fuel but this would not be excessive because the whole house was insulated. The kitchen was lined with cupboards and drawers and there was a modern tub and sink

The genuine antiques make an attractive grouping in front of the living room fireplace of pinkish red bricks with simple mantel above

Mrs. Martin L. Davey — THE WIFE OF THE GOVERNOR OF OHIO DOES A LUNCHEON-TABLE SETTING WITH THE NEW *"Governor's Lady"* BY GORHAM

MRS. DAVEY presides over state dinners, luncheons, state functions without number, with a charming grace and dignity . . .

SPONSORED BY THE WIVES of the governors of five states—one of whom is shown above—the breathtakingly rich simplicity of "Governor's Lady" destined it from the first to be a sensation.

Here is a singing purity of line that holds the eye enchanted . . . a miracle of perfect symmetry and ageless grace. It's the pattern Bach-lovers will choose . . . connoisseurs, artists, collectors . . . and the loveliest, most privileged of brides. Ask to see "Governor's Lady" at leading jewelers everywhere. Get an illustrated price list there. Or you can write The Gorham Company, Providence, Rhode Island . . . since 1831.

YOU'D NEVER BELIEVE

A RADIATOR VALVE COULD CUT YOUR HEATING COSTS SO MUCH

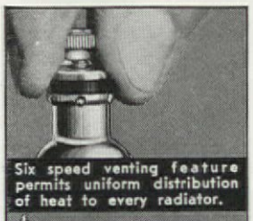

Six speed venting feature permits uniform distribution of heat to every radiator.

Vacuum heating economy shown by teapot equipped with Hoffman Vacuum Valve—a match flame keeps it boiling.

Hoffman Valves on your radiators save one shovelful out of three.

If you heat your home with steam, here is a genuine opportunity to save money. Hoffman Vacuum Valves, when installed on your radiators in place of the ordinary air valves, utilize a well-known law of Nature to produce an amazing improvement in heating.

Hoffmanized radiators heat quicker in the morning—no waiting for heat. They *hold* heat longer, too, without frequently raising steam pressure. And at the end of the heating season, *you'll find your fuel bills have been reduced as much as 30% . . .* because in a vacuumized system steam is generated at lower boiler temperatures, requiring much less fuel to provide ample heat.

These are typical comments from home owners who are using Hoffman Valves:

"During the past four months that our Hoffman system has been in use, the coal bill has been cut one-third."

"After installing Hoffman Vacuum Valves, I saved 11,570 lbs. of coal in 42 days in heating my 18 apartment building."

To fully understand how Hoffman Valves accomplish such amazing results send the coupon for free booklet which tells the whole story of Hoffman Vacuum Heat. You'll be delighted to discover that Hoffmanizing is so moderate in cost that fuel savings quickly pay back your investment.

Only Hoffman Vacuum Valves have the Double Air Locks which enable them to make such amazing fuel savings—accept no other kind! Your contractor can install them without even putting out the fire.

HOFFMAN
VACUUM VALVES

HOFFMAN SPECIALTY CO., Inc.
Dept. AH-10, Waterbury, Conn.
Send me your free book on Hoffman Vacuum Heat.

Name.....

Address.....*City*.....

CONSULT YOUR HEATING CONTRACTOR AS CONFIDENTLY AS YOU WOULD YOUR DOCTOR

combination. There was ample room for dishes and plenty of closet space. The Hidden House was a perfect combination of comfort and convenience and artistic individuality. Again our glances met; we were in complete accord and my husband started to close the deal. We were truly going to live there. I couldn't wait and resented every day of the notice that we had to give before we could move from the furnished flat we were occupying.

Of course, a house needs furniture—which fact almost paralyzed us until we happened to be roaming about the countryside one day in the interim before we moved, and found in the attic of an old house, miles from everywhere, some furniture which the owner offered to sell. We said, "We will think it over but please don't sell without first letting us know." On Sunday, three days later, we returned with a friend who was an expert on woods and antique furniture. He was to cough twice if the tables and chairs were what we thought they were and not at all if they did not conform to his standards. Up in the attic our friend took one glance and almost choked, he was so amazed to find that they were all really antique pieces, as we'd anticipated. We promptly filled the car to capacity and went home happily, being assured that we had found a bargain and that we had just the thing for our Hidden House. Items acquired: one four-leg, drop-leaf, cherry table and six matching maple chairs of the Empire period. Of course they were all covered with red paint and the caned seats were broken, but my husband was sure that he could fix all that himself.

A trip to the library provided us with much literature on the subject of refinishing old furniture. I read aloud, very loud, while my husband scraped. The caning of the chairs presented quite a problem, but even that was solved for us by the public library. A book was obtained which gave instruction as to the way caning is done and from this my husband learned to do it and I learned from him. It takes us six hours of straight caning to finish one chair. However, we seldom sit for six hours at one stretch to do it. Our interest in antiques had been quickened by our first acquisitions and by this move into a place so full of atmosphere. Our Sundays and Saturdays became one long ride to see if we could find another interesting bargain.

We prayed for good weather for our trips into the backwoods country where now and then we found old Colonial farmsteads, some mere foundation ruins, and occasionally one or two low sideboard and shingle houses built in the early eighteenth century with oversize central stone chimneys. Sagging ridge poles, broken windows, and doors creaking on rusted hinges told us when we had arrived at one of those finds so rare and so inviting to the hunter of antique bits which perhaps had escaped previous looters. The timid soul would better not enter. Rocking floors, dingy light, and musty atmosphere led from room to room past old stone fireplaces with their long cranes and Dutch ovens. The bareness of the rooms is expected, as we have learned that only hidden crannies yield odd bits, and only attics and cellars are likely to hide some of the more anticipated treasures, unless we are looking for pine paneling or wrought-iron hardware. Looking into cupboards through a mass of spiderwebs, we picked up old blown bottles, iridescent with age and graceful in design, interesting knickknacks for a window shelf and adaptable for lamps. An apparent ruin of an old small trunk we passed by, but later returned for, having spent a

An unusual curly maple chest. The design and construction details place it about 1750

CLOSE THE DOOR!

Every Schoolboy Knows this Rule for Reducing Heating Costs

Install a Silent Glow Air-Seel— The Oil Burner That Closes The Door To Your Heating Plant

EVEN the youngest member of your family knows that open doors mean drafts and wasted heat. Yet, strangely enough—until the advent of the Silent Glow Air-Seel—this elementary principle has never been applied to oil burners.

Ordinary oil burners are so made that every time they shut off, there is an "Open Door" between the interior of your heating plant and your basement. Cold air rushes through this opening and robs your heating plant of its stored-up heat. The next time your burner turns on, it must first re-build this lost heat. Your house fails to heat promptly. Valuable fuel is wasted.

20% to 35% Lower Fuel Bills with an Air-Seel

The Silent Glow Air-Seel is the first oil burner that effectively stops "open-door" waste of heat. It employs a new-type fan called the "Progrotor." Not only does the Progrotor deliver air more efficiently and quietly than old-fashioned fans, but—most important of all—it closes the door to your heating plant. The instant the burner shuts off, the blades of the Progrotor automatically fold flat, and form a sealed door. Cold air cannot rush in and chill your heating system.

Extensive tests show that this revolutionary feature reduces fuel costs from 20% to 35%.

"Closing the door" is only one of the many ways a Silent Glow Air-Seel saves money. Its rifled air tube makes possible 108% more flame travel, so that you extract more heat from every gallon of oil. Because of the patented flexile drive, the electric motor is almost half usual size, cutting electric bills proportionately.

Look up the Silent Glow dealer in your city today and see with your own eyes how the Air-Seel does everything described on this page. Note, too, that Silent Glow dealers are not just salesmen, but trained heating specialists. You can rely on them.

MAKE THIS TEST YOURSELF

Visit the home of friends who have ordinary oil burners. Hold a lighted candle at the fan opening. Notice how the flame is sucked in when the burner shuts off—clear proof that cold air is rushing in and chilling the heating system. Then make the same test with a Silent Glow Air-Seel. The candle flame is not drawn—neither is cold air—because the Progrotor has formed a heat-sealing door.





COLD FIGURES ON HEATING

You know what an icy blast you feel if your front door is left open on a zero day. Yet the difference between outside and inside temperatures is only 70°. The difference in temperature between the inside of your heating plant (1700°) and the basement (say 60°) is 1640°. That is why you can save so much when you install a Silent Glow Air-Seel and take advantage of "closed door" oil burning.

SILENT GLOW AIR-SEEL

MAILING THIS COUPON MAY SAVE YOU $50.00 A YEAR

Many heating experts have estimated that Air-Seel economies will total $50.00 a year in the average home. Mail coupon now for free illustrated booklet and name of nearest Silent Glow dealer.

Silent Glow Oil Burner Corp., Dept. 13, Hartford, Conn.

Please send free booklet on the Silent Glow Air-Seel Burner and name of nearest dealer.

Name.....

Street.....

City.....*State*.....

The last word in Modern Design!

NESCO'S

KITCHEN VOGUE

Decorated Containers

—smartly unique in shape—pure, gleaming white—tastefully decorated in appropriate mode—and trimmed to match your modern kitchen.

Leading the field in kitchen styling, Nesco, world's largest manufacturer of housewares, originator of the famous Delphinium Blue color scheme—brings another style leader in these amazingly beautiful Kitchen Vogue Containers. It matches Nesco's renowned stainless white enameled ware in either Delphinium Blue or Geranium Red.

Styled for *shape*, as well as color scheme, the smart, unusual rounded base and top of Kitchen Vogue Containers are seamless and sanitary, doing away with the hard-to-clean corners.

This Kitchen Vogue group includes many items beyond those illustrated—all of heavy-gauge metal, durably finished, and decorated in simple beauty.

See the complete NESCO Kitchen Vogue set—style pace-maker of the modern kitchen—at your favorite hardware or department store. Look for the famous diamond NESCO trade-mark.

NATIONAL ENAMELING AND STAMPING COMPANY
201 North Twelfth Street, Milwaukee, Wisconsin

World's Largest Manufacturer of Housewares

sleepless night thinking of its possibilities refinished. The inside of the deed box, as they were often called, was found to be lined with an old newspaper dated 1822. Referring to a local town history, we found that that issue was one of the first volumes of the paper to be published, and the paper is still being published in that old New England town.

Trips taken as often as time and weather permitted yielded other ancient treasures, such as brass and pewter candle holders, mahogany veneer mirrors, an old powder horn, a musket, and letters. One of the latter was dated 1828 and told of Shaker meetings and customs. The letter was strangely well preserved and the writing distinct. I recall all too well one trip made into the attic of an old barn where animals that scuttled about us, we found, were merely squirrels. Two rock maple rope bed stretchers resting on the cross beams supported an assortment of scrap lumber which yielded three sets of maple bed posts of different turnings and all dating back to around 1700.

Canvassing junk dealers in a twenty-mile radius we secured a maple wagon bench and a pair of brass andirons. We were learning to tell the authentic from the reproductions.

Just before Christmas that year my husband met an old resident who told him about a rickety desk he had just inherited. Knowing Jim's interest in antiques the man thought he might like to see it. My husband went over taking with him the friend I mentioned before who so kindly "coughed" for us. Again they couldn't believe their eyes nor the fact that the man wanted to sell and for a lower-than-reasonable price. The desk is an old escritoire of the period of about 1790-1820. It was found in good condition except that it was minus one leg and two wooden knocks, and its good qualities had been concealed by the usual paint. To anyone who knew old furniture, its possibilities were at once evident. Even so, I think the result has exceeded our anticipation. The wood, which is cherry, has a beautiful grain and is in perfect preservation. All the little ivory knobs on the inside drawers are there and the original brass escutcheon on the desk drawer is perfect. Strangely enough, though, those little drawers inside are walnut. The contrast of woods is very effective.

A cherry escritoire of the period 1790-1820—the original ivory knobs on the small inside drawers are still intact

Cherry swing-leg table and Boston nursing rockers. Note the old (1822) "deed box" at the right

At the same place Jim saw a dirty, black rocking chair, armless, which if cleaned up had possibilities of becoming a Boston rocker or nursing rocker. The old man said he would sell it for fifty cents and that he had another one in pieces, which could be put together, that he'd throw in for good luck. So for five dollars and fifty cents we secured an old escritoire and two armless Boston rockers, the price to the old resident, perhaps, of a gas and electric bill. A local dealer assures us

A "Find" for Lovers of Fine Reproductions

You may now assemble your own groupings of authentic reproductions with the assurance that they are correctly styled . . . correctly related. You need not search for months to find authentic pieces. Drexel has done this for you, and presents a large collection of fine reproductions in genuine mahogany. Now, for a modest sum you may buy your furniture as collectors do — a group or a piece at a time — a fine bed or chest, perhaps — or a dining room table and chairs, adding other pieces as you can. ¶ Begin your collection now. And when you wish to give a fine furniture piece, you have perfect assurance of its correctness when you select a Drexel reproduction. ¶ If you do not know the name of the furniture store in your vicinity, write to Drexel, at Drexel, North Carolina, for this information.

Furniture that Recreates the Genius of the Masters

by Drexel

Makers of Dining Room and Bedroom Furniture Suites and Individual Pieces

USE THIS COUPON

Drexel Furniture Co.
Dep't. A.H.
Drexel, N. C.

I enclose ten cents in stamps for your illustrated booklet showing more of the Drexel Reproductions.

*Name*_____

*Street Address*_____

*City*_____ *State*_____

Cheerfully Yours

PACIFIC introduces bright new accents in pottery... sparkling little grace notes for your daily living. There's a Pacific color for every somber corner. Go native with Apache red. Try the austerity of sun-bleached Sierra white against a deep, royal blue. Do tricks with tones of delphinium and apricot. Revel in candlelight as reflected in Pacific's smooth, shining glazes. Restrain yourself to two harmonizing shades for your informal table, or let yourself go in a mad riot of ALL the colors.

"CORALITOS" is the name of Pacific's new dinnerware, a pottery that is wafer-thin, yet durable. Complete services in four new colors. Ask your favorite store about introductory offer of salts and peppers for twenty-five cents, regularly priced at one dollar a set.

Start the day in a cheerful mood induced by Pacific's inviting breakfast services in any combination of colors you prefer.

And for that afternoon let-down we recommend the stimulating effect of tea in the new Coralitos tea services.

AND REMEMBER: Pacific pottery is surprisingly moderate in price, ranging from fifteen cents for an individual coaster to three dollars for fifteen inch, decorated chop plate. Sold in better stores everywhere.

The decorated chop plate, coffee jug, and individual coffee mugs are merely indicative of Pacific's complete selection of colorful pieces for buffet entertaining.

Pacific POTTERY

FROM CALIFORNIA

Made by Pottery Division, Pacific Clay Products . . Los Angeles, California



The kitchen is modern in every detail—a necessary concession to present-day comfort and convenience

that the desk in its refinished condition is worth at least $75. On scraping down the chairs we discovered they had the old gold stencil on the top crosspiece and seat and rung, which we were able to preserve.

By dickering with a local junk dealer, we acquired a curly maple chest of drawers for which we traded in one of the Boston rockers and a ten dollar bill. It is a most unusual chest. When first it was built the design and construction details we estimate would place it about 1750, but some enterprising owner along the way had, about 1820, decided to bring it "up to date" and had applied a cherry veneer beading around the frame on the front and between the drawers and replaced the brass handles with large cherry knobs and paneled the side with cherry veneer. The whole was covered with that dark red paint.

Every man has his favorite armchair and pipe and ash tray but, Housewife, you're the one who fixes attractive flowers on the table, and in the living room places the brightest book bindings together between the sailing ship bookends, so you all know what I mean by the "finishing touches" of a room. The little things about our living room in the Hidden House that made it homelike and lent it charm were an old school bell for the desk, a pair of handwrought horseshoe hinges made into bookends, a maple syrup-bucket wood basket, and a hooked hearth rug. I've already mentioned the candlesticks, blown bottles, and inkwells. By the time we had carried out the color scheme suggested by the Aztec design in the wallpaper, we had hung flowered, rust-color, glazed chintz draperies (which blended nicely with the pine walls too) and covered the ungainly radiator with a blue and buff India print and bought (for the time being) a small chair upholstered in blue glazed chintz with a rust flower design. A brown stained wicker arm chair and a copy of a maple butterfly table are filling in temporarily for their more worthy ancestors, an original butterfly table or a candlestand and a Chippendale wing chair.

Friends who come to see us feel the character of the house is unified by the furniture we have been able to put in it. The hospitality of the Hidden House is becoming known abroad and I dread even the thought of a return to barren city limits.

Swimming pool reinforcement

PROSPECTIVE builders of home swimming pools (or any kind, for that matter) should be interested in the comment of Mr. Victor H. Cochrane, consulting engineer of Tulsa, Oklahoma, in

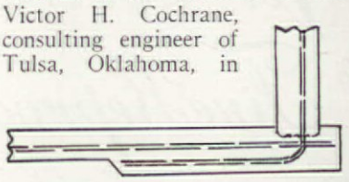

regard to the plans published on page 23 of the June AMERICAN HOME as part of Hi Sibley's article. Mr. Cochrane suggests that the arrangement of the reinforcement appears faulty in that the steel rods are not continuous at the point where strength is most needed; namely, at the junction of walls and floor. He continues as follows:

"If the backfill is placed by tamping and flooding with water, one might easily develop full hydrostatic pressure back of the wall, in which case the wall would almost certainly crack at the bottom. The vertical wall steel might as well be omitted as placed in the manner shown. It could, and should, be made effective by anchoring it in the footing (floor) somewhat as shown in the accompanying cross-section sketch."

MASLAND *Bedroom Rugs*

will bring spring sparkle to your bedrooms the year-round—*and very inexpensively, too*

If you would like your bedrooms to have the freshness and the sparkle of a spring morning the year-round . . . choose Masland Bedroom Rugs . . . for these rugs, *made especially for bedrooms,* have that same elusive charm and gaiety. In enchanting bedroom colors—fresh pastels, jewel tones, delicate off-shades. Because the designs are simple and restrained . . . and because they may be had in rich textured effects as well, there's a Masland Bedroom Rug for any type of smart bedroom decoration. In standard bedroom sizes; also in Custom-loomed sizes for hard-to-fit rooms. At bedroom prices. Sold by good stores everywhere . . . C. H. Masland & Sons, Inc., Carlisle, Pa., Philadelphia, Pa.

Masland Also Makes Fine Quality Rugs For Other Rooms

Masland Argonnes . . . known as "the rugs children won't wear out." Perfect for much-used living and dining rooms. Attractive period and modern patterns. Custom-loomed sizes. Moderately priced.



Masland Wiltons . . . famous for their rich and subtle colors. Three fine qualities, styled with authority and distinction. Custom-loomed sizes.

Top: Frieze—724 Middle: Mossgrain—31C Bottom: Textura—116D

Masland Division, W. & J. Sloane Wholesale, 295 Fifth Avenue, New York City

Please send me your free book "Bedrooms Beautiful" with color illustrations of Masland Bedroom Rugs.

Name_____ Address_____

City_____ State_____

These beautiful Rooms COME IN CANS!

(*Left*) Flat White Wallhide walls. Ceiling Flat White tinted with Wallhide Toner Ultramarine Blue.

This charming dining room has wall of Spring Green Wallhide. Venetia blinds, Apple Green Waterspar Enamel

(*Below*) A rather unusual color scheme makes the bedroom delightfully different. Walls are Flat White Wallhide tinted with Wallhide Venetian Red Toner. Ceiling is Mist Gray Wallhide. Furniture is finished with White Waterspar Enamel, antiqued.

A cheery kitchen is achieved by painting the walls Bone White with Wallhide Semi-gloss, with Cameo Blue Wallhide, Semi-gloss, above the molding. Ceiling, Dove Gray Wallhide, Semi-gloss. Cupboards and trim, Royal Blue Waterspar Enamel.

Marvelous paint discovery lets you have your rooms back the same day they are painted

Coolness is the keynote of this attractive bathroom. Walls are Bud Green Wallhide, Semi-gloss, and the Ceiling Apple Green Wallhide, Semi-gloss, tinted with Chrome Green Wallhide Toner. The towel cabinets in Canary Yellow Waterspar.



Copr. 1937 Pittsburgh Plate Glass Co.

TURN loose a torrent of color in your home! Flood the place with rich tints and soothing hues! Dip tired-looking rooms in Pittsburgh Paints and see them come up bright and full of life the very same day!

Today's colors are gay, cheerful, inspiring! See how marine blue walls, a white ceiling and white-enameled woodwork make a dreary bedroom look inviting and restful. Create an illusion of spaciousness by finishing two living-room walls in cocoa brown, two in chalk white! In the kitchen, try painting the walls a refreshing spring green! Express your personality in paint. Wake up your home with colors bravely chosen! Beautiful new rooms—ready for use i a single day—come in cans of Pittsburgh Paint

These quick-drying finishes brush on mo smoothly, stay fresh longer and wash as easi as linen. Ask the nearest Pittsburgh deal (listed in your classified phone book) to gi you Wallhide for walls and ceilings; Waterspa varnish for floors and trim; Waterspar enam for woodwork and furniture; Florhide f painted floors. Pay for painting on convenie terms, if you wish. And for advice about dec rative problems, address: Studio of Creati Design, Pittsburgh Plate Glass Compan Paint Division, Pittsburgh, Pennsylvani

PITTSBURGH PAINTS

Smooth as Glass

WALLHIDE * FLORHIDE * WATERSPAR * SUN-PROOF

A Victorian home for today

House of Mrs. Lauriston Walsh at Corning, N. Y.

It's one thing to plan, build, and furnish your dream house exactly as you wish. But it's quite a different and much more difficult problem to take the house and furniture you've lived with all your life and turn it into what you want for today—without the aid of architects and decorators. We think Mrs. Lauriston Walsh, whose home is shown on this page, has done great things in solving her problem about an old Victorian house.

As we enter the living room, we see many of her problems concentrated in one room. It is very large, and has the characteristic high ceilings and tall windows. Then, there is a gold plated chandelier in keeping with the fine old hand-carved blade ebony mantel. It is unmistakably Victorian, but by using some Grecian things as a connecting link, it was possible to use the desired Eighteenth Century and Early American antiques in combination.

Ivory ground wallpaper with a Grecian design in soft shades of rust, tan, and gray is most suitable to set off the furniture to be used. A pale rust-colored paper was used on the ceiling, since color lessens height. Then Mrs. Walsh designed and drew the Roman key pattern for the window cornices. She cut it out, traced it on gold paper, and then pasted it to a white painted cornice. A liquid preparation was used to preserve the paper. Beneath the cornice hang amethyst velour draperies. The glass curtains are beige celanese voile, separated in the middle to make the windows look wider. A wing chair upholstered in gold brocaded tapestry, and mahogany fiddle-back chairs with the seats in blue, rust, and beige stripes fit in admirably with the color scheme. Not shown in the photograph is a Sheraton sofa in blue, with square end pillows of bengaline silk bound with black satin

The high ceilings and long windows presented a real problem

Fred M. Hewitt

Have this Extra Fire Protection for the Walls of Your Home—at Low Cost



The insert at the right is a back view of Perforated Rocklath, showing how Red Top Plaster penetrates the perforations and anchors to the lath, providing an extra grip, in addition to the natural bond of the plaster to the lath.

USE

PERFORATED ROCKLATH

THE FIREPROOF LATH

■ Attractive walls with the *extra* advantage of one-hour fire protection can now be yours at low cost. Just ask your architect to specify *fireproof* Perforated Rocklath* plastered with Red Top* Plaster. Fire and water tests conducted at the U. S. Bureau of Standards proved that a Perforated Rocklath *partition*, plastered with one-half inch of gypsum plaster, *qualified for a one-hour fire rating.*

Such protection against fire was heretofore unknown at the low cost of Perforated Rocklath. Yet it is but one of many advantages this remarkable lath gives you. Its use results in stronger, more rigid walls, with greater resistance to cracking . . . walls that offer a smooth, lasting base for any decoration. The reason is clear. Perforated Rocklath is a sturdy, non-warping *fireproof* gypsum lath perforated with circular holes spaced at regular intervals. When plaster is applied, it penetrates these holes and gets a "mechanical" grip at the back of the lath, in addition to the strong *natural* bond of plaster to the surface of the lath. For increased security—and increased *satisfaction*—use Perforated Rocklath! USG dealers everywhere carry Perforated Rocklath in stock.

Use These Four Products for Attractive, Economical Interiors:

PERFORATED ROCKLATH — The Fireproof Lath, plastered with RED TOP GYPSUM PLASTER.

TEXTONE* — For attractive textured surfaces of enduring beauty.

TEXOLITE* — The New Principle Paint for distinctive Color Schemes.

* Registered Trade-marks

For Your Protection, USG Products Bear This Trade-Mark Identification ▶ UgS

UNITED STATES GYPSUM COMPANY
Dept. A-10, 300 West Adams Street, Chicago, Illinois
Please send me information about Perforated Rocklath and Red Top Plaster ☐ Textone and Texolite ☐

Name .....

Address .....

UNITED STATES GYPSUM COMPANY

Colonial Williamsburg
INCORPORATED
APPROVED REPRODUCTIONS

Leading Stores Bring Williamsburg to You

For ten years the restoration of Colonial Williamsburg has been in the making . . . recreating buildings, gardens, interiors of rare beauty . . . collecting old furniture and furnishings that offer unsurpassed inspiration. Now, for the first time, approved, authentic copies of these fine antiques are offered for sale.

Comfortable wing chair, exactly copied from one made by Chippendale circa 1765 and now in the Gaming Room of Raleigh Tavern.

Graceful mahogany tripod tip-top table authentically copied from an old one now in the Apollo Room of Raleigh Tavern.

For your protection, all reproductions made by licensed manufacturers and approved by the Restoration bear this hall-mark. If they do not bear it, they are not authorized reproductions.

You need not visit Williamsburg to see or purchase these lovely reproductions as the following stores are showing them in Raleigh Tavern rooms:

Boston	Jordan Marsh Co.
Buffalo	The Wm. Hengerer Co.
Chicago	Marshall Field & Co.
Cincinnati	The A. B. Closson Jr. Co.
Cleveland	The Halle Bros. Co.
Detroit	The J. L. Hudson Co.
Indianapolis	L. S. Ayres & Co., Inc.
Los Angeles	Bullock's
Newark	L. Bamberger & Co.
New York	James McCutcheon & Co.
Philadelphia	Strawbridge & Clothier
Pittsburgh	Kaufmann's Department Store, Inc.
St. Louis	Scruggs-Vandervoort-Barney, Inc.
Washington	Woodward & Lothrop
Williamsburg	The Craft House

WILLIAMSBURG CRAFTSMEN, INCORPORATED
Williamsburg, Virginia

for contrast. Between them are black needlepoint pillows with colorful floral designs. A mahogany console, drop-leaf table in the bay window, Governor Winthrop desk (dark cherry with inlay), brass candlesticks, and early Federal mirror are all antiques. The Chinese Chippendale coffee table is a reproduction. The broadloom carpet is deep taupe with an amethyst cast; the scatter rugs are antique Orientals.

The dining room, with its spring-green painted walls and white ceiling and old mantel would be a pleasant place to linger after coffee. A beige broadloom carpet and hooked rug before the fireplace make a charming foundation for the color scheme. For a refreshing window treatment, there are white dotted Swiss ruffled tie-back curtains—frothy and feminine. The over-draperies of flowered chintz on a yellow ground are as cheery as Sunday morning sunshine. Old mahogany chair seats are upholstered in a heavy fabric of tiny yellow, green, and rosy red figures on a dull black ground. You notice that the fruit prints on yellow mats with white frames add personality and decorative interest.

For quiet repose or dressing for parties (or even just an ordinary day), the bedroom is charming. Dainty ribbon bands around clusters of white daisies make a perfect pattern on the yellow ground wallpaper. A blue ceiling lessens the height and repeats the blue of the draperies that have lemon yellow piping for contrast. Here again Mrs. Walsh has used her imagination, cut out stars from a wallpaper, and pasted them on the cornice boards. The white Venetian blinds have mulberry tapes that repeat the rug color. With the exception of a Cape Cod chair and the chaise longue done in gay flowered chintz, the Early American antique furniture is of maple or pine. Comfort and charm are combined, as noted above.

Cape Cod on Long Island

[*Continued from page 371*

gutters, wood, all copper lined.

INSULATION. Outside walls, attic floor, and roof, 4-inch Johns Manville rock wool.

WINDOWS. Sash, wood, double hung; glass, double thick quality "A"; screens, wood frame, bronze mesh.

FLOORS. Living room, oak plank; bedrooms, North Carolina Pine; halls first floor, slate; second floor, oak; kitchen, linoleum, Armstrong Products Corp.; bathrooms, tile.

WALL COVERINGS. Living room, knotty pine wall paneling, painted oak beam ceiling; bedrooms, walls are papered; halls, papered; dining room, walls and ceiling palm finish plaster, glazed; bathrooms, tile wainscot, 4-foot high, wallpaper above.

PAINTING. Interior ceilings, painted, glazed, Sherwin Williams Co.; floors, oak antiqued and waxed; North Carolina Pine floors, painted.

ELECTRICAL INSULATION. Wiring system, BX cable; fixtures, wrought iron (special), Lightolier Co.

KITCHEN EQUIPMENT. Stove, electric, Westinghouse Electric & Mfg. Co.; refrigerator, General Electric Co.

PLUMBING. All fixtures by Kohler Co.; soil pipes, extra heavy cast iron; hot and cold water pipes, copper tubing.

HEATING. One pipe steam; boiler, oil fired, American Radiator Co.; radiation, convector type; valves, Hoffman Specialty Co. Inc.; thermostat, Minneapolis-Honeywell Regulator Co.; hot water heater, Taco forty-gallon Monel metal storage, Taco Heaters Inc.

CUBAGE—25,000 cubic feet.

COST—$9,500, (38¢ per cu. ft.)

A tale of...

TWO THERMOMETERS

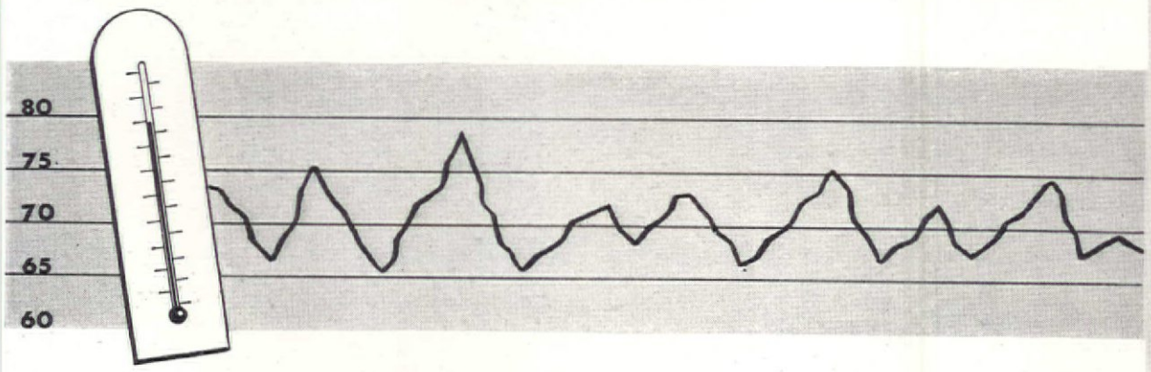

THIS ONE JUMPS AND DIVES



Bryant CONTROLS hold this one steady

Thermometer No. 1 is *not* in a *Bryant* gas heated home. No. 2 *is!* The difference is *control.*

If you want the thermometer to read 70 degrees, 24 hours a day from October to May, the controls on your Bryant gas heating equipment will keep it right there. These automatic instruments relieve you of every single heating task and worry. Bryant engineers built them specifically for gas. You get them on the Bryant Gas Boiler for steam, vapor or hot water systems, on the inexpensive Bryant Forced-Air Heater, on the Bryant Conversion Burner for changing over your present heating plant to gas.

And if you want the last word in winter health and comfort, they'll run your Bryant Winter Air Conditioner that heats, humidifies, cleans and circulates the air throughout your house.

Gas is the cleanest, most carefree modern fuel you can use. Takes no storage room. Piped right to the house. Never runs out. And its cost can be accurately estimated in advance.

Get the facts about *today's* gas heating with Bryant equipment from your gas company or heating contractor. Or write The Bryant Heater Company, 17857 St. Clair Avenue, Cleveland, O.

WE'RE PROUD OF OUR CONTROLS

There are no other controls like them in design or efficiency. Bryant is the only manufacturer of gas heating equipment that makes its own controls, refusing to use instruments designed for general heating purposes. That's why Bryant equipment works more dependably, has a 30-year reputation of being the finest equipment for gas heating.

Let the Pup be your Furnace

Man...and Weatherman, too.

HERE ARE BRYANT'S WINTER COMFORT MAKERS



WINTER AIR CONDITIONERS (1) Heat, (2) Humidify, (3) Filter, (4) Circulate air automatically.

FORCED-AIR HEATERS give you automatic gas heat at low cost. For small homes or auxiliary use.

GAS BOILERS for steam, vapor, hot water. Built by the builders of the original gas boiler.



GAS CONVERSION BURNERS for changing over your present heating plant to use automatic gas.

HEART OF THE BRYANT GAS HEATING PLANT, the automatic controls that run it for you. Bryant builds these controls specifically for gas. They are absolutely dependable and save on fuel.

GAS HEATING **BRYANT** AIR CONDITIONING

"We're Cooking at the Table Now"

Stop being a Jumping-Jill hostess. You know the kind. "Excuse me a minute, please." And then a skedaddle to the kitchen. Put some poise into your parties! Do your cooking at the table with the aid of Chase Table Electrics. These eight well-mannered electrical servants, sticklers for form, will put you in your place and keep you there. And your place, dear hostess, is *at the table* with your family or your guests.

TABLE ELECTRICS *by Chase*

Finished in ever-brilliant Chromium



Electric Table Chef—Boils, broils, fries, stews and bakes at the table. *$15.95.*

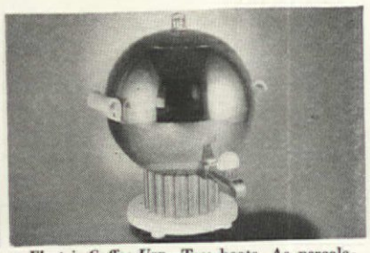

Electric Coffee Urn—Two heats. As percolator, makes 18 cups. As urn, serves 25. *$19.95.*



Electric Warming Oven—Keeps rolls, toast, and many other foods hot and crispy. *$14.95.*

Electric Tea Kettle—Holds 1½ quarts, boils quickly and pours perfectly. *$7.95.*

Electric Hot Plate—Cooks or keeps food hot. Two heats. 5⅜" in diameter. *$4.95.*

Electric Snack Server—Keeps 3 kinds of food piping hot indefinitely. Two heats. *$15.95.*

Hot Server—Keeps 2 kinds of food hot indefinitely. Holds 2 quarts. *$9.95.*



Electric Percolator—Makes 7 cups of coffee at the table. *$8.95.*

Free! "We're Cooking At The Table Now"

Write today for this free book showing how to use Chase Table Electrics for the smart new table cookery. We will also send you gift folder free.

*Chase Brass & Copper Co., Incorporated**
Dept. A-17, Chase Tower, 10 E. 40th St., New York City
Please send me your Free Table Cookery Book.

Name.....

Address.....

City.....*State*.....

** Subsidiary of Kennecott Copper Corporation*

Photographs by the author

Edmund P. Krebs and his two sons prepare an outdoor meal on a stove he developed from a hobby

BROTHER BROILERS

WALTER E. BURTON

COLLECTING proof to support the theory that a steak broiled over a bed of hickory coals in the woods tastes better than the same steak processed in the kitchen stove has brought countless hours of outdoor fun to two men whose daily jobs consist of doing things with iron. More than that, their research in a primitive but much-neglected field has resulted in the invention of sturdy cooking equipment that makes life easier for camper, hunter, fisherman, park picnicker, and the stay-at-home who does his steak broiling in the confines of his back yard.

In working hours, Mark A. Kindig is secretary and general manager of an iron company at Akron, Ohio, while Edmund P. Krebs, his culinary side-kick, is chief engineer of the same concern. But on summer evenings, week ends, and vacation trips they forget about blue-prints and steel girders, and become brothers of the outdoor frying pan. Their original problem of proving a simple theory concerning steaks has turned out to be so much fun that they have extended their research to cover fish, potatoes, chicken, biscuits, and other foods that lend themselves to outdoor cooking. The result is, in addition to the inventions that have topped years of experience, an accumulation of a great deal of knowledge about open-air food preparation.

Years ago, Kindig acquired an automobile trailer and began taking his family on week-end camping trips. It soon became evident that the food problem could not be solved to the satisfaction of outdoor-whetted appetites merely by taking along a can opener and some material on which to exercise it. So Kindig became, more or less of necessity, an outdoor cook. He found the subject fascinating, and soon developed into a genuine enthusiast about it. Later he bought a piece of land containing woods, a stream, and small lake. There he built a cabin, and set up permanent facilities for outdoor cooking. His interest in Boy Scout work paralleled that in cooking.

Krebs identifies the beginning of his outdoor culinary activities with his becoming, in 1917, a Scoutmaster. An important part of scout training is the preparation of meals in the open. Krebs went further than the mere mastery of the rudiments of this phase of scouting, and, like his friend and business associate, developed into an expert food artist. Both Kindig and Krebs have been made Silver Beaver Scouts in recognition of their various contributions to the scout movement.

Just as some people collect stamps or build matchstick violins as a hobby, these two structural iron experts have for years engaged in the preparation of food for themselves and friends. For evidence that outdoor cooking is healthful, they can point to each other. Kindig is well built and a bit rotund, a condition doubtless influenced by his specialty, inch-thick broiled steak, and by outdoor living. Krebs is more slender and wiry.

It was inevitable that they should find, before long, that there are some shortcomings to the accepted ways of doing things over the outdoor fire. For one thing, and this proved to be an important discovery to them, they

So... the Grays gave a party!

Mrs. O.: "Wonder why Millicent Gray acts so queer. Twice she's ducked her turn to have the bridge club!"

Mrs. K.: "I can't understand it! She ought to know how important it is for new people in a town to return social obligations."

Mr. G.: "Say, Milly...I just overheard something that worries me. Something about your not entertaining the bridge club..."

Mrs. G.: "Well...let them talk! I won't entertain until I get new silver! And that means *Sterling* silver!"

Mrs. G.: "Listen, Bill, people judge you by your belongings! And the first thing women notice is silver!"

Mr. G.: "Guess you're right, honey. If you'll meet me at the jeweler's tomorrow, we'll see what we can do about it!"



Jeweler: "Here are six very handsome patterns ...all International Sterling. That name stands for the best in design and craftsmanship.

"You'll be surprised, too, how little a service costs—in any of these patterns. And...if you prefer...you may arrange for Budgeted Payments, or use our Lay-Away Plan."

Mrs. G.: "They're all beautiful! But the one I want for mine is *Enchantress*. It's so slim and graceful, and that carving is exquisite!"

Mr. G.: "Then *Enchantress* it is! Now, hadn't you better decide on the marking? We'll be giving a party soon!"

Mrs. O.: "My—this has been a lovely party, Bill! Your Millicent has such good taste! I adore her silver."

Mr. G.: "Thanks! It'll mean a lot to her to know you said that!"

(Ask your jeweler to explain Budgeted Payments or The Lay-Away Plan. For further help, send for free booklet—"Planning for Sterling." Write International Sterling, Dept. AH-107, Wallingford, Conn.)

International Sterling is made by the International Silver Company, largest manufacturers of silverware, whose predecessors made spoons of solid silver over one hundred years ago.

Iron Fireman Automatic Coal Firing

Actually Saves Money

Fuel costs less than hand-fired coal; much less than other automatic fuels. Install an Iron Fireman in your heating plant at lowest prices in history

FORGET everything you ever heard about automatic heating being *expensive*. An Iron Fireman automatic coal burner installed in your furnace or boiler gives the finest automatic heating that money can buy—at amazingly low cost.

You have a happy experience ahead when you change over to Iron Fireman. If your case is typical of others, you will cut fuel costs 15% to 50%. In addition, you will have automatic heating that is clean, quiet, convenient.

Iron Fireman firing has become so popular that the automatic coal burner industry, pioneered by Iron Fireman, has shown a 377% sales increase in the past four years—2½ times the gains of the other nearest type of heating.

Have an Iron Fireman engineer inspect your heating plant and report your present fuel costs and conditions compared with fuel costs, conditions and results which Iron Fireman will bring. This survey and report costs you nothing; places you under no obligation. Telephone an Iron Fireman dealer or write direct to the factory. Iron Fireman Mfg. Co. Factories: Portland, Oregon; Cleveland; Toronto. Dealers everywhere. Bituminous and Anthracite burners for homes; commercial stokers for boilers developing up to 500 h.p. *Coal Flow* and hopper models in all sizes.

James C. DeGarmo, Lakewood, Ohio, tried other automatic fuels before turning to Iron Fireman-fired coal. After two years of service he reports that Iron Fireman gives him more even

heat at a very attractive saving in fuel costs. He is now able to heat all portions of the house. Particularly pleased with cleanliness of operation.



36 Months to Pay

You can buy your Iron Fireman by the month. The stoker will help pay for itself from fuel savings. Models as low as $8.97 a month, plus small down payment. Whether you install a *DeLuxe* hopper model (left) or a *Coal Flow* model that feeds coal direct from bin to fire (right) you make an investment that will return dividends in health and happiness for years to come.



IRON FIREMAN AUTOMATIC COAL FIRING

IRON FIREMAN MANUFACTURING CO., 3279 W. 106th St., Cleveland, Ohio.

☐ Send picture magazine tabloid "Iron Fireman on Review" with 121 illustrations; 27 interesting articles.

☐ Please consult me regarding your free survey.

Name_____ Address_____

observed that the stone or brick stove frequently seen in parks and backyards and camps has several things wrong with it from the standpoint of cooking. They discovered that the chimney—there usually is a chimney on such fireplaces to carry away smoke—spirits away a considerable portion of the heat that ought to be available for cooking. Most outdoor stoves and fireplaces of conventional type are massive and of necessity permanently located. Usually they are either too hot or too cold for a particular cooking task; and there is no way of controlling the heat satisfactorily.

This bothered Kindig and Krebs for a great many years. Still they continued to broil beef and bake potatoes as thousands of other outdoor cooks have been doing for generations. Then, one day, they decided to do something about the situation.

"Why not make a really satisfactory outdoor stove out of iron?" one asked the other. This was natural, because they both knew more about iron than any other material.

And so, about three years ago, these two outdoor cooking enthusiasts perfected a trio of sturdy iron stoves, which are designed to meet every need of the outdoor cook better than other equipment. Kindig produced a stove that has an adjustable grill on which pots and pans can be supported over a fire built on the ground. There is a sheet-iron top that serves as a warming shelf and a rain shield for the fire. This stove, of heavy construction, is intended for permanent installation in parks and the like.

Krebs decided that the fire instead of the food could be made adjustable, so he designed a stove which has a firebox resting on two parallel iron rods, which in turn are supported by notched uprights. The distance between the fire and the grill and spit above can be varied by shifting the rods from one set of notches to another. There are no gears or cams to become rusty and jammed. Convenient shelves and drop leaves are provided, to make the stove highly flexible. This type, while intended for permanent installation, can be lifted by two persons and carried to a new location quite easily.

A third iron stove developed by the two men is a small folding type, which can be carried along with other portable camping equipment.

Kindig and Krebs regard the matter of distance adjustment between fire and food as of utmost importance in successful outdoor cooking. When this can be done, the food can be placed nearer the fire, or vice versa, when the fire is a small one; and moved farther away when it is large. Meat can be seared at close range for a time, and then the distance between it and the fire increased for slower roasting.

The two most popular forms of fuel in use today for outdoor cooking are wood and charcoal. Wood is the better, in the opinion of Kindig and Krebs; and they are unanimous in placing hickory at the top of the list, although any other hardwood, such as maple and birch, is excellent. Charcoal is widely used by picnickers who do their cooking in public parks where wood is not plentiful; and sometimes by campers and others who must do outdoor cooking where natural fuel is hard to get.

Kindig has specialized on steaks. He can turn an inch-thick piece of beef into something that will almost melt in your mouth, in exactly six minutes, over a good fire. Such a he-man steak, grilled over a hickory fire, is hard to beat in any man's country, he

Mark A. Kindig cooking on a large "picnic grounds" stove he designed. The cooking area is adjustable, the fire being on the ground

"You'd be surprised"

"You'd be surprised! So many of the things that have made trouble in our old house could have been prevented. This new booklet from Revere, 'The House You Live In,' is just full of suggestions I want to talk over with our architect."

"Seems to me we've just been living from leak to leak. Always patching the plaster. Now I know it costs less to use copper or brass piping, and we'll get rid of rusty water, too."

"Thank goodness for that. And while we're at it let's put in a rust-proof hot water tank. Just look at this water. I've had to tint all my lingerie so the rust stains wouldn't show."

"If we stayed in this house another year, we would have to replace all these rusty gutters, downspouts and flashings. We'll use copper on the new house and never replace it."

If you are going to build, buy or remodel, be sure to get a free copy of Revere's new booklet . . . "The House You Live In." It is full of suggestions that will save you money . . . give you more comfort and convenience. 32 pages of non-technical information for the home-owner. Send the coupon now.

•

Revere Giftwares . . . Paul Revere was famous as a silversmith long before the "Midnight Ride." Revere giftwares express the modern spirit in design and craftsmanship as truly as the Founder expressed the Colonial tradition. Illustrated catalog gladly sent on request.

Revere Copper and Brass

INCORPORATED

FOUNDED BY PAUL REVERE 1801

EXECUTIVE OFFICES: 230 PARK AVENUE • NEW YORK CITY

Revere
Copper *and* Brass
INCORPORATED
Dept. AH.
230 Park Avenue, New York City

☐ *Please send your new 32-page booklet giving helpful information for home building and remodeling.*

☐ *Also, please send complete catalog illustrating Revere gifts.*

My Name.....

Street.....

City and State.....

AH2

Sheer Loveliness

IN A CURTAIN WITH THAT 'CUSTOM TAILORED' LOOK

"FUCHSIA"

Smooth custom-made cemented seams and edges, and buckram-backed "decorator" heading — Kleinert's quality features.

You'll fall in love first with *Illusion itself—that beautiful translucent silk waterproofed without rubber so that it drapes as softly as your smartest frock and NEVER cracks or peels. And then the patterns! Exclusive designs hand-blocked on true "decorator" shades, many gorgeously accented with metallic silver that does not tarnish or chip.

An *Illusion curtain with its custom-made edges, and buckram-backed heading adds that colorful luxuriousness which distinguishes the finest modern bathrooms. In clear shades, bordered, or printed—with window drapes to match.

Kleinert's

*T.M. REG. U.S. PAT. OFF.

SHOWER CURTAINS

TORONTO, CAN., 485 FIFTH AVE., NEW YORK, N. Y., LONDON, ENG.

Above left: The folding stove's fire pan can be raised or lowered. Right: Folding the stove so it can be stowed in an automobile or boat

and Krebs most heartily agree.

To grill steaks in the Kindig manner, build a good fire and let it burn down for ten or fifteen minutes. During this period the blaze should subside somewhat. Then put the steaks on, placing them as near as possible to fire (or the fire as near the steaks, depending on the kind of stove you are using), and allow them to sizzle as lively as they will. There is no danger of too rapid cooking, as with some other meats. Don't worry about a little smoke and blaze; that will only improve the flavor. Turn the steaks every minute. Grilling should be complete in six minutes or seven at the most, when the fire is good.

While a steak prepared in this manner will taste better than any king's feast to the man who has been tramping through field and wood for a few hours, the flavor can be made still better by sticking a twig of spicewood directly into the meat.

Spicewood or spicebush is a North American shrub whose bark is covered with tiny, light dots. In early spring it bears small yellow flowers in clusters, followed by red berries. The leaves and the bark have a distinctly spicy flavor.

For holding steak while grilling, these two cooking hobbyists have found nothing better than a hinged frame made of heavy wire and equipped with a handle, of the type used widely for making toast over open fires. The steak can be laid directly on the grill of an iron stove, if desired, and turned with a fork.

Did you ever eat kabobs? In case you haven't met this bovine delicacy, it's not a kind of alien vegetable, but a tasty "dish" cooked on a spit. The spit may be a green twig or an iron rod. The process of assembling a kabob is as follows: Cut ¼-inch slices of beef into 2-inch squares. Push the spit through the center of one square. Follow this with a ring of sliced onion and a similar piece of apple sliced across the core. Then add a second piece of meat, another slice of onion and apple, and so on until the stack of food is in proportion to the appetites to be satisfied. Broil this in front of a hot fire, turning the spit to insure even cooking. The process usually takes about eight to ten minutes. Be sure that the meat is done all the way through before removing from the fire.

Kindig tells about a friend of his who constructed a special spit on which to broil kabobs. He obtained a length of cold-rolled steel

Edmund P. Krebs cooks a winter meal on his small folding outdoor stove, other views of which are shown above

GREAT SOFA MYSTERY SOLVED

Sleep Detectives Discover Twin Beds Concealed In Smart New Sofa

No Visible Clues to Dual Personality

NEW YORK, Sept. 10—Baffled sleep detectives, today, stumbled on solution of year's greatest mystery when an unsuspecting housemaid admitted them into the perfectly appointed living room of a prominent local citizen.

There they discovered twin beds! are of her blunder, the maid rward and gave the beds a one hand. They vanished ing no visible clues. n exquisite club sofa here beds had been ne," she explained overslept."

AT LAST! SMARTLY DESIGNED SOFA-BEDS THAT NEVER REVEAL THEIR INNER SECRETS

THESE new Simmons Sofa-Beds will completely change your conception of furniture for 24-hour living. They clearly show that smart upholstered pieces—sofas by day and comfortable beds at night—*can be* just as attractive as they are practical. For, here, beauty and *round-the-clock* comfort have been so cleverly blended that absolutely no clues are visible.

With the famous Simmons inner-spring mattress construction, these handsome sofas are available in ten authentic period styles. Upholstered in a wide selection of smart new fabrics, they meet every requirement for fine living room furniture.

ENGLISH CLUB, illustrated above, is among the most popular of classical sofas, and is well adapted to many periods of home furnishing. Like other Simmons Sofa-Beds, it can be quickly converted into twin beds or a double bed.

These Simmons Sofa-Beds are priced from $89.50 up, many with new bed-height feature. Other styles as low as $69.50. Famous Beautyrest Mattress construction available at slightly higher prices. You can also obtain *complete suites* with *matching* Beautyrest *chairs!* Simmons Company, Merchandise Mart, Chicago, Illinois.

SIMMONS *Sofa-Beds*

LAWSON— A fine, well-proportioned sofa in the conventional manner.*



MODERN CLUB— A smart interpretation of the paneled modern sofa. Beautifully upholstered.*

CHESTERFIELD CLUB— Authentic club sofa for less formal living rooms.*



MODERN TUXEDO— Attractive enough for the finest living room.*

*With two Simmons inner-spring mattresses

Smart girl...to choose rugs and carpets made of Lively Wool!...it springs back underfoot

Here's only a random range of Bigelow rug and carpet styles! *See* these smartest of Fall colorings and patterns, in every size and price you have in mind. Marked with the famous label of the oldest and largest rug and carpet makers. Bigelow Weavers, Dept. 107A, 140 Madison Avenue, New York, N.Y.*

LIVELY WOOL SPRINGS BACK UNDERFOOT

"Bigelow's Folio of Room Recipes" with new section in color. Free in rug depts. or send 10c to above address.*

BIGELOW WEAVERS

Copyright 1947, Bigelow-Sanford Carpet Co., Inc.

od about ⅜-inch in diameter, and nade for it two iron flanges about inches in diameter. The flanges re drilled in the centers so that hey slide over the rod, and are itted with setscrews to lock them n position. One flange could be ixed permanently in place. The kabob material is placed on the od and pushed against the fixed lange. When all of it is in place, he second flange is pressed gainst the end of the pile, and ocked with the setscrew. The neat and other ingredients are hus held so that they cannot slide ff accidentally into the ashes.

Most outdoor culinary artists ook fish by the well-known process of frying them, the two Akron cooking experts believe. They have but one suggestion to make in this connection: don't put the fish into the pan before the lard is piping hot. If you do, it is likely to become grease-sogged and unappetizing.

Another easy and tasty way to prepare fish is to broil it, holding it between the wires of the hand grill already mentioned. Care should be taken not to burn the meat, or to handle the grill so roughly that the crumbly, cooked meat will break away. Krebs recommends a leaf of watercress, placed inside the cleaned fish, for flavoring. A strip of bacon, likewise placed inside, will make the meat more firm, and add to the flavor.

It is a mistake to attempt to cook fish for a large crowd by frying them in a small or moderate sized pan, and depend on repeated fryings to produce enough to serve all present, Kindig believes. He recommends a large pan (iron, of course) big enough to cover the top of the stove. Dump all the fish into the pan, which previously has been provided with sufficient lard, and do the job all at once, he says.

Chicken ever remains a popular outdoor dish, partly because it is not too difficult to prepare. For grilled chicken, the fire should not be as hot as for beef, Kindig and Krebs say. Cut the chicken into quarters or halves, and place it for the first few minutes near the fire, to sear the meat. Then move it or the fire away, depending on the kind of cooking equipment, and let it cook more slowly. The heat should be just sufficient to cause the juices to bubble from the meat. Turn the pieces every few minutes, and be careful not to burn the meat any place. The time required for cooking chicken in this way will be in the neighborhood of thirty to forty-five minutes. Do not hurry the process. The result will be a golden brown, thoroughly cooked, juicy piece of food that any high-priced chef would be proud to be able to produce.

But if you want a real palate thriller, try barbecued chicken, southern style, Krebs suggests. Prepare the bird by cleaning it and splitting it along the breast. Break it apart and spread it out, somewhat like the eagle on the face of a coin. The wings and legs should stick out laterally, so that the whole chicken is greatly flattened. Run four stiff wires through the chicken, two at right angles to the other two, so as to form a kind of cross that holds the legs and wings out. These wires serve as supports and as a means of turning the chicken. Place the arrangement over a bed of coals, and as it broils baste the meat with a dressing made by mixing small amounts of vinegar and pepper with lard. The purpose of the vinegar is to make the meat tender. Do not use too much, or there will be an objectionable sour taste. Pepper is, of course, added to taste. Apply the basting with a brush or a swab made of cloth. The time required for cooking a chicken in this way is about forty-five minutes—but it's worth every second of it, so say these experts of the outdoor kitchen.

A beef rib roast cooked on a spit is another popular outdoor meat. The technique, according to Kindig and Krebs, is to obtain a piece having an even number of ribs, 2, 4, 6, and so no. Push an iron spit, preferably a square one, through the meat,



An inexpensive reflector oven is one of the most useful outdoor kitchen gadgets. The one above, of tinplate, can be used on a small outdoor stove or near an open fire. All kinds of baking can be done in it. The bricks are to elevate the oven, thus preventing any interference with the draft

THE MAKERS OF THE

Original Repoussé

ANNOUNCE THE

KIRK ROSE

an All Rose Pattern

OF UNUSUAL BRILLIANCE AND CHARM

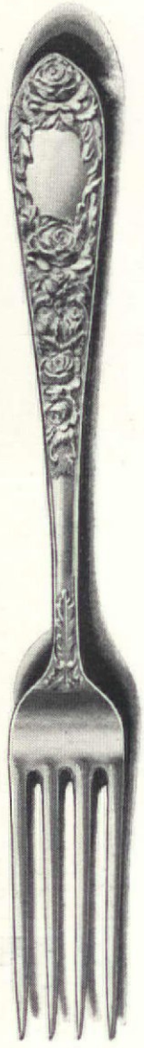

SINCE 1828 Kirk Repousse, the original Repousse—also frequently called the *Kirk Rose*—has been the accepted standard for all Sterling Silver of this type.

Now the House of Kirk has developed for lovers of Sterling—the *New* Kirk Rose—a pattern delightfully suggesting the characteristics of Repousse, but with an all-rose motif. In gleaming whiteness, in sharpness and depth of the relief, in traditional perfection of design, Kirk Rose superbly expresses the master craftsmanship for which the House of Kirk has been famous since 1815.

Surprisingly Moderate in Price

Prices of Kirk Sterling are surprisingly moderate for silverware of such rich beauty, generous weight, perfect balance and exquisite craftsmanship. For example, *the 24-piece Beginner's Set in the new Kirk Rose —four each of knives, forks, teaspoons, salad forks, butter spreaders and cream soup spoons —is only* $49.34.

A leading jeweler in your city will be glad to show you the New Kirk Rose. Write for his name and detailed price list. Samuel Kirk & Son, Inc., Kirk Ave. & 25th St., Baltimore, Md.

Sterling Silverware by

KIRK

AMERICA'S OLDEST SILVERSMITHS · EST. 1815

See how TIMKEN LIVE HEAT *slashes* heating costs

Seven times faster warm-up . . . *all* the heat from each drop of oil! That's why Timken Oil Burners bring you clean, convenient, dependable automatic heating at the *lowest* operating cost. See a simple demonstration of Timken "LIVE HEAT". And remember, no other burner offers the magic *Wall of Flame*, the patented chromium steel flame-rim and scientific flame placement. Take a tip from the experience of more than 140,000 satisfied Timken owners. Turn to Timken LIVE HEAT *today!* You can get a genuine Timken NOW for as little as $10.48 a month. Other models as low as $7.32 monthly.

FREE HEATING CHECK-UP. Let a Timken dealer inspect your heating system and show you how LIVE HEAT will save money. No obligation. See your dealer or mail coupon for details.

TIMKEN

Silent Automatic

A Complete Line of Oil Heating and Year 'Round Air Conditioning Equipment . . . Conversion Burners . . . Oilboilers . . . Oilfurnaces . . . Water Heaters

Timken Silent Automatic Division
The Timken-Detroit Axle Co., 329 Clark Ave., Detroit, Michigan

Without charge, send me details of FREE HEATING CHECK-UP and LIVE HEAT from Timken's magic *Wall of Flame*.

Name _____

Address _____

City _____ State _____

between the center ribs. Sides of a square spit should be square with the roast surfaces. Sear the meat on all four sides by holding it near the fire, ten minutes to each side. This will prevent the meat juices from escaping. Then move the piece farther away from the coals, and allow it to broil slowly. A roast of two ribs will require about 1½ hours; four ribs, about two hours.

Pork chops frequently prove a stumbling block for the outdoor chef because he attempts to grill them too rapidly. At least twenty minutes should be devoted to the task, Kindig says. It is all right to let the meat sizzle rapidly at first, but then, after a few minutes, the chops should be moved away so that they can continue cooking more slowly.

Stoves having a flat sheet of iron over the top can be used to cook corn in a simple and effective way. Dip the ears, with the husks still in place, into water. Then pile them on the hot iron, three or four ears deep. As the bottom ears become hot and the husks char, turn them over and finally move them towards the top of the pile, placing other ears on the hot surface. Continue until all the corn is tender.

One day, when Krebs was camping, he cooked a pot of Dutch potatoes. There were too many for his party, so he took the pot containing some of the potatoes over to a party of neighboring campers. When he visited his neighbors some time later, he found them scraping the pot with pieces of bread, in an attempt to salvage the last bit of the concoction.

"The best potatoes we ever tasted," was the unanimous opinion. "How are they made?"

And this is how he told them to do it: Peel two potatoes about the size of your fist, and slice them into small pieces. Likewise clean and slice two fair sized onions, and mix them with the potatoes. Place these in a kettle and add just enough water to cover them. Avoid using too much. After the water has started to boil, stir in gradually about two tablespoonfuls of flour, so as to produce a sort of gravy. Add salt and pepper to taste. Continue cooking until the potatoes are done. If too much water is used, the result is potato soup and not Dutch potatoes.

These are but a few of the culinary tricks that Kindig and Krebs have up their sleeves. But they are the ones that seem to be the most popular with lovers of the outdoors.

"What! No biscuits?" you say.

Surely. No outdoor meal would be complete without biscuits. But these veteran outdoor cooks have found that the prepared biscuit materials, which require only the addition of water, have changed a time-honored process into a simple routine. The same goes for pancakes.

And that brings up the subject of the reflector oven, one of the neatest pieces of camp equipment ever devised.

A reflector oven consists, essentially, of a shelf having above and below it polished reflecting surfaces, set at angles of 45 degrees to the shelf. The biscuits or potatoes or apples or what-have-you to be baked are placed on the shelf, and the oven set near a fire and at one side of it. Radiant heat from the fire strikes the reflecting surfaces and is thus directed on the shelf and the food.

By means of a large reflecting oven, Kindig has made the fireplace in his woodland cabin do double duty. It heats the cabin and cooks a meal at the same time. He has arranged the oven in front of the fireplace, and elevated it on supports so that it does not interfere too much with the draft. In this position, it captures enough heat to bake or otherwise cook anything that is edible.

And so the hobby of outdoor cooking has provided at least two busy men with many hours of delightful recreation. Perhaps you will find it equally fascinating.



Short lengths of spicebush twigs are stuck into the steak before broiling. The flavor penetrates all of the meat

A strip of bacon placed inside a fish to be broiled will make the meat firmer, and improve the flavor. The sturdy grill shown is useful for holding beef and many other kinds of meat securely

Only ACRATHERM can bring you STABILIZED HEAT



THE ACCELERATOR

at tip of lower finger, working in harmony with the two contacts shown above opens and closes the exclusive Accelerator circuit, giving Acratherm the power actually to sense indoor temperature changes before they occur, and prepare your heating system to meet them. The result is new automatic comfort . . . Stabilized Heat, possible only with Acratherm . . .

■

SEND FOR THIS BOOK...IT'S FREE

You will be interested in the booklet, "And Then We Turn On The Heat. "It gives all the facts about "Acratherm Stabilized Heat." Send for your free copy . . . .

EVERY home can now have stabilized heat, but only when its heating plant is under the precise and exacting control of the Minneapolis-Honeywell Acratherm. The Acratherm, because of its Accelerator, outmodes all conventional thermostats and revolutionizes temperature control. It actually senses temperature changes before they occur and speeds up the heating system to meet them. It literally irons out heat fluctuations in any modern heating system by automatically adjusting the length and number of burner operations to supply heat in response to the changes of outside weather. Short, frequent burner operations in cold weather, less frequent operations in mild weather produce Stabilized Heat. No thermostat without the Acratherm Accelerator can do this. Therefore, when you install Automatic Heating or modernize your present equipment, insist that it is Acratherm Controlled . . . Minneapolis-Honeywell Regulator Company, 2736 4th Ave. South, Minneapolis. Minn.



THE DA-NITE ACRATHERM

The Da-Nite Acratherm has convenient night shut-down for fuel saving, with automatic return to day temperature.



THE ACRATHERM

The plain Acratherm is the same as the Da-Nite Acratherm without night shutdown



THE CHRONOTHERM

The Chronotherm requires no manual attention either for day comfort or night shutdown

SUMMERIZE
YOUR HOME FOR WINTER COMFORT
with AUTOMATIC HEATING and AIR CONDITIONING
SEE YOUR DEALER NOW!

MINNEAPOLIS HONEYWELL
REGULATOR COMPANY

AUTOMATIC CONTROLS MH

AN ALL-YEAR RENDEZVOUS



Views of the L. M. Persons home, St. Louis — William P. McMahon and Sons, architects.



WITH *Comfort* AND *Beauty*

● **Everywhere, in new homes and old —of both traditional and modern architecture—beauty is being emphasized and comfort augmented through the use of generous expanses of Owens-Illinois INSULUX GLASS BLOCK. This new and better building material —the messenger of Light The Modern Way—not only transforms somber walls into masses of cheery daylight, but also provides permanent insulation against the cold of winter and reduces solar radiation in summer. Insulux thus materially reduces the cost and increases the efficiency of artificial heating and air conditioning. If you contemplate building a new home or remodeling your present one, talk with your architect about Insulux Glass Block—the material that admits light, defies weather, retards heat flow, deadens sound, requires no painting, resists fire and is easily cleaned. In the meanwhile, use the coupon to send for our beautifully illustrated book on Insulux In The Home.**

OWENS-ILLINOIS GLASS COMPANY . . . TOLEDO, OHIO

Use the coupon. SEND TODAY for book showing photographs of Insulux homes with ARCHITECTURAL details. It's FREE!

OWENS-ILLINOIS *Insulux* **GLASS BLOCK**

Owens-Illinois Glass Company
Industrial and Structural Products Division
Toledo, Ohio

Please send, free and without obligation, copy of your new book "Insulux In The Home."

Name _____

Address _____

City _____ State _____

AH10

Our little feathered foundling

LUDWIG WIELICH

D. W. Dumser

From the first he was never fearful, but always friendly, interested, and hungry

To FIND a baby left on one's doorstep is quite a serious affair when you come to think of it. One's first thought will most likely be a vision of consequences and responsibilities, and a feeling of utter helplessness.

"What now?" we said when we found a little heap of cold and clammy misery hunched up on a large rock, early one morning after a thunderstorm had raged throughout the night. Dead branches from the old oaks were strewn about the lawn and there were evidences of wreckage everywhere. Yet there sat this little fledgling, apparently unable or unwilling to move.

"Thrown out of the nest," I said. "Can't fly yet, and has no tail feathers. Besides he is probably more dead than alive from exposure and hunger. We'll pick him up."

My wife reached for him. He made no attempt to fly or hop away, but she had barely touched him when his long featherless neck wiggled out of her closing hand, his beak opened wide, and a loud terrified "squawk" notified the world that harm was befalling him. Instantly the two robin-parents swooped down from a near-by tree and, screaming their alarm and protest, circled around us. They had located the youngster, yet, knowing where he was, were unable to get him back into the nest at the top of the chimney where he belonged.

My wife held onto him while we deliberated. "We can't get him back into the nest; we have no ladder long enough. If we leave him outdoors, the neighbor's cat will surely get him. Let's take him into the kitchen." So we did and there we were, the young robin nestling in my wife's warm hand, his first fears allayed.

"What now?"

Feed him, of course. But what?

My wife soaked a little bread in water and this the wide-open beak swallowed greedily. I think he would have eaten anything, but somewhere I had read that the yolk of a hard-boiled egg was good food for deserted young birds. Quickly an egg was boiled and my clumsy fingers tried to feed him, dropping the yellow crumbs into his wide open throat. Several of these were sufficient to still his hunger and he settled down in the hollow of my hand, perfectly contented, closing first one, then both eyes, to wait—exactly as he would have done in the nest—for Father or Mother Robin to come back with more food for him.

So there we were, with an adopted robin and no more experience in bringing up a robin than the robin-parents would have had with a human baby. Still we had one advantage. For years we had made it a practice to invite song birds to our garden and the feeding station di-

[Please turn to page 142]



His call for attention (i. e. food) was unmistakable; in time we became adept in supplying imitation worms in the form of bits of raw chopped beef

IT'S hard to prove just what happened, after a blowout hurls your car into another—and juries may turn in verdicts that carry a crushing penalty. Your only real protection against the ever-threatening blowout danger is LifeGuard* Tubes—*Goodyear's remarkable invention that makes a tire-splitting burst as harmless as a slow leak!*

With LifeGuard Tubes you have no fight to keep your car under control when a tire blows wide open. You hear the telltale *"Bang!"*—but nothing happens! There is no sudden swerve, no terrifying lurch that tears the wheel from your unsuspecting hands. The patented "inner tire" (see diagram) retains enough air to hold up your tire, to keep your car going straight *until you can slow down to a safe, unhurried stop!*

Your family needs LifeGuards' certain protection because there is no such thing as a blowout-proof tire, because blowouts are dangerous even at normal driving speeds. Ask your Goodyear dealer about LifeGuards today—*you can't buy better protection to save your life!*

GOODYEAR *LifeGuard* Tubes*

TAKE THE TERROR OUT OF BLOWOUTS

This remarkable safety tube consists of a reserve two-ply inner tire *inside* the regulation tube, both inflated by the same valve. When the casing blows out only the outer tube lets go. The inner tire holds enough air to support the car without lurching until you can come to a safe stop.

FOR PASSENGER CARS TRUCKS · BUSES

"Recently while driving at 80 miles an hour with LifeGuard Tubes my right rear tire blew out," writes Mr. E. F. Granberry of Rison, Arkansas. *"I heard the report but had no difficulty in keeping on the road and coming to a stop in about three-quarters of a mile. If I hadn't heard it I wouldn't have known I had a tire failure. I wouldn't be without LifeGuards if they cost $100 each.*

"I WOULDN'T DRIVE ANOTHER MILE WITHOUT LIFEGUARDS"

**LIFEGUARD is a trade-mark of The Goodyear Tire & Rubber Company, Inc., and is protected by patents applied for*

This weighted chair showed in 24 hours why you should insist on an all hair rug cushion!

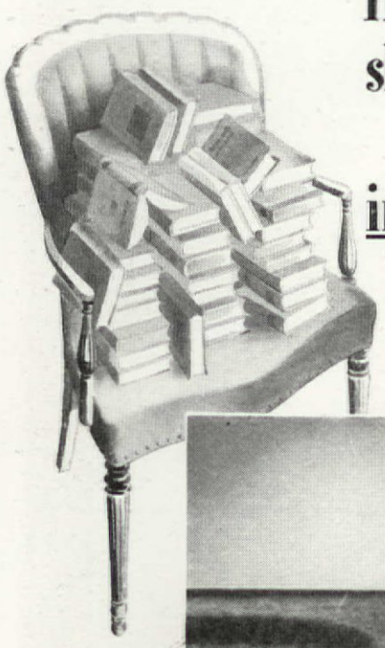

Facts and photos from independent tests by The Hotel Monthly, Chicago



A weighted chair, after 24 hours, left a *permanent* hard spot in this Jute* Rug Pad. All cushioning action and softness has been lost—and see how the nap of the rug has been crushed.

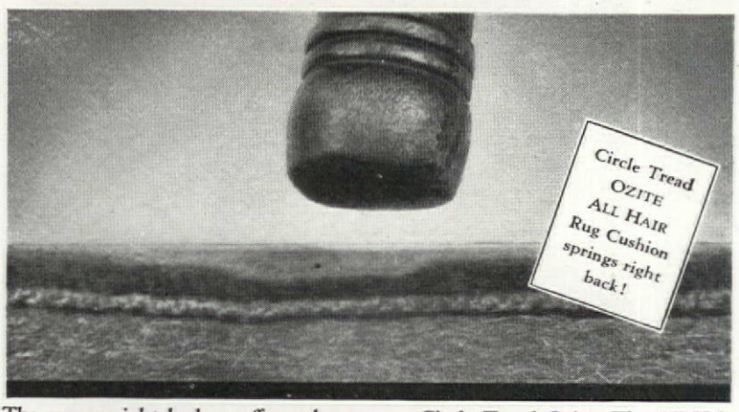

The same weight had no effect whatever on Circle Tread Ozite. The All Hair Ozite springs right back to its original thickness—stays soft and resilient under *any* pressure—never packs down. Note that the rug nap was not crushed.

Before you buy a rug cushion—*ask what it's made of!* And be wary of rug pads not made of ALL HAIR because only too often these "bargain pads" pack down in hard lumps that actually make rugs *wear out sooner.*

Genuine Circle Tread Ozite is *guaranteed* ALL HAIR—never adulterated with substitute materials. That's why genuine Ozite makes rugs wear two to three times as long—why it is guaranteed to STAY soft and springy as long as you live.

Insist on Genuine Circle Tread Ozite. It is the quality you can absolutely trust—and you can identify it easily by the Circle Tread Design and the name OZITE in the fabric.

Circle Tread Ozite is made in 3 weights. Permanently Mothproofed. Ozonized. Sold and recommended everywhere.

*Jute is a vegetable fibre and is no more to be compared with Hair than a straw mattress with a Hair mattress. Jute (often *dyed* to *look* like hair) is extensively used in so-called "cheap" rug pads. Don't be misled—insist on getting an All-Hair Cushion.

CIRCLE TREAD Ozite All Hair RUG CUSHION

CLINTON CARPET COMPANY, Merchandise Mart, Chicago, Ill. AH107

Please send me FREE sample of CIRCLE TREAD OZITE Rug Cushion—and free booklet, "How to Take Care of Your Rugs and Carpets."

Name.....

Address.....

City.....

State.....



A dwarf, espalier apple tree with four horizontal arms pruned and trained to a fan shape

Photographs by the author

Little trees for little places

CHESLA C. SHERLOCK

I CAUGHT the fever—for it is a fever!—from a neighbor of mine. I mean this business of tucking little trees into little spots along the walks, fences, or garage walls; spots so small you would swear, if you were an oath-taking person, that nothing could grow there but perhaps a troublesome pad of crabgrass or a lusty iris. And my neighbor got it from a trip to France; a dividend, he said, of his pre-repeal thirst.

I used to watch him with unconcealed envy. Here I was working up a lather with a hoe or a turf-trimmer, or down on my hands and knees in the rockery, while he just stood and snip-snipped out his gardening exercise in exasperating ease.

"This is a gentleman's pastime," he would say. "A stand-up and lord-of-creation type of gardening fun. No bending backs or kneeling for *this* gardener!" And he would grin in a thoroughly maddening way, until, as I say, I caught the fever.

I had a spot by the picket fence, and a spot along the walk. . . . Who doesn't have such spots? You begin to think that it would be nice to have something green there to provide a screen, and then you dream wistfully of apples, pears, or plums hanging luscious and ripening in the afternoon sun. Well—

There are three ways to grow dwarf fruit trees. Two of them will appeal to the gardener who has a walk or a wall that needs screening. The other requires more room and differs little from usual orchard practice, except that the pruning is a continual process, in summer especially. The gardener merely plants dwarf trees—more of them in a given space than standard trees, to be sure.

The first two systems are, respectively, the cordon and espalier methods of training the dwarfs against a flat trellis or wall. The former is the simplest. The tree is trained to a single main stem along which fruit buds are encouraged to appear. The single stem may be grown stark upright as one would train a pillar rose, or it may be bent over and allowed to run along the support. Grown upright, it is easiest to handle and more plants can be crowded into a given area; if set along a walk or wall they seem to take up no room whatever, as they may be planted close together.

[*Please turn to page 128*]

As an agreeable change—in both appearances and products—from the familiar grape vine, why not some trained dwarf fruit trees on a trellis?

INCREASE THE COMFORTS OF HOME...

WITH *Winter Windows* AND SAVE MONEY, TOO!

● Of all the things you can do for your family's comfort, the most important are those which make home a more livable place—especially in winter. Winter Windows (storm sash) eliminate the discomforts of cold window areas which cause drafts, fluctuating temperature and icy floors. They greatly reduce the danger of contracting colds and more serious winter illnesses. They permit proper humidity to be maintained without unsightly condensation on windowpanes. And with air conditioning, double glazing is necessary for best results—all year around.

Winter Windows will save you money, too. They insulate windows against costly heat loss. *Tests conducted in the University of Illinois research home showed a saving of 20% (one out of every five tons of coal burned) could reasonably be attributed to the installation of storm windows and doors.*

Ask your local lumber dealer for an estimate now. The cost of Winter Windows is small and, don't forget, you get more than your money back out of fuel savings. Because Winter Windows mean two panes of glass to see through instead of one, you'll want the highest quality. Be sure to specify the clearer, brighter, flatter glass made by LIBBEY·OWENS·FORD GLASS COMPANY . . . TOLEDO, OHIO

Winter Windows apply to your home the scientific principle of the thermos bottle. Dead-air is formed between the two panes of glass and becomes practically a non-conductor of heat and cold.



LIBBEY · OWENS · FORD

QUALITY GLASS

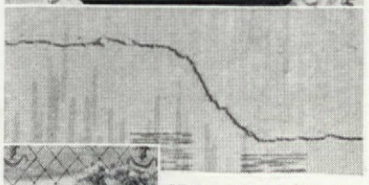

NO PLASTER CRACKS with WALL-TEX

and It's Honestly Washable

● When 88 out of 100 families are disgusted with plaster cracks, as brought out in a recent survey, something should be done about it. Many people are doing this: "I gave Wall-Tex a trial in one room first and now there isn't a crack in my walls or ceilings. I assure you my entire home will be done in Wall-Tex."

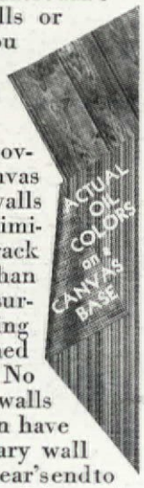

Wall-Tex, the wall covering with the canvas base, strengthens walls and invariably eliminates the plaster crack nuisance. More than that, its beautiful surface in time-resisting colors can be washed absolutely clean. No need to let your walls stay soiled. You can have fresh, clean, sanitary wall coverings from one year's end to the other, for Wall-Tex is honestly washable with soap and water. Remember, there are many degrees of washability. Make sure the wall covering you are considering will stand the real test — soap and water washing!

Dozens of distinctive Wall-Tex patterns are available in rich textures and colors for every decorative plan. See their remarkable beauty. Feel the durable fabric. Mail the coupon.

WALL·TEX

DECORATIVE WALL CANVAS

MAIL THIS COUPON

Columbus Coated Fabrics Corp.
Dept. A 107, Columbus, Ohio.
Send me Wall-Tex portfolio with colorful illustrations, including Wall-Tex swatches.

Name_____

Address_____

City and State_____

For free samples of BONTEX Washable Window Shades and LINTEX Stainless Table Cloths, check here . . ☐

May we present —

Lots of new things, from brass ash trays to beds, for beauty or utility, come to our attention every day. Since many will help you make your home more attractive, or suggest new ways to make your work easier, we want you to know about them. So, each month we shall present a few for your consideration.

Colorful door knobs

There is no point in breaking a room's color scheme by nondescript looking door knobs. Especially with the new plastic knobs offered by the Lockwood Hardware Manufacturing Company.

The body is a solid ring of molded Tenite, fitted to the metal shank, and with a metal inset top. Since the plastic knob is attached to the shank and top by a hidden screw, you can easily change the color of the knob to fit in with any decorative scheme. It is available in black, ivory, green, orchid, yellow, delphinium blue, or Chinese red, none of which will ever fade, crack, or craze.



Important in decoration

We all know that a clock is one of the fundamental necessities of life. But do you ever stop to think about how decorative the right clock for your home can be? Often they brighten an otherwise dull table or chest, or serve as an accent to your color scheme.

If you are interested in seeing some very attractive new electric models, look at the new Telechron line. There are some for your bedroom, some that would be perfect on a man's desk, others for the living room, and one for the kitchen that can be set to give an alarm at any five minute interval up to three and a half hours. And there is one called "Globetrotter" that tells you what time it is in every corner of the world!

News for sleepers

It's not always the midnight snack that ruins a perfectly good night's sleep. And tossing about seldom comes from mere problems or worries. Look into the mattress situation if you want to find a more probable reason.

We are quite excited about the new Sealy Rest Mattress. As a matter of fact, when you try stretching out on it just as a test you're practically asleep before you know it. The main point is that they use a new hair and latex cushioning product called "Nukraft." This has a non-slip texture, is used above and below the inner spring, and holds the layers of cotton felt smoothly in place without tying. Best of all, "Nukraft" is extremely light (though equally durable) because of an aircell, honeycomb arrangement of tiny hair coils.

. . . DINE ON A

DANBURY

Choice of three period designs, any one of which may be yours with very little effort.

a lovely new table

THE DANBURY is a new idea in table comfort and convenience. From a console table (22 inches wide) it may be transformed by lifting the leaves and twisting the top, and extending to seat a *dozen* people. It is as sturdy when opened as when closed. Its fascinating, irresistible beauty has appealed to social leaders everywhere. Seen in leading department stores. Send coupon for full description.

NEW YORK · CHICAGO · LOS ANGELES

CHARAK FURNITURE CO.
38 Wareham Street, Boston, Mass.

Please send full information on the beautiful DANBURY table.

*Name*_____

*Address*_____ *State*_____

CREATED IN CRYSTAL

Add glamour to the table with Rock Sharpe Crystal of sparkling diamond-like clarity. Brilliant beauty of design . . . in smart modern or rich period motifs. Wide range of styles to harmonize with any table service . . . at prices within any budget. At leading stores everywhere. Cataract-Sharpe Mfg. Co., Buffalo, N.Y.

DESIGNED CRYSTAL BY Sharpe ALWAYS BEARS THIS SEAL →

Rock Sharpe Crystal



Slender and graceful

For rose buds and other small blossoms we recommend this slender vase. It comes from Revere Copper & Brass, Incorporated, and they call it the "Debutante" because of its slender, graceful lines. Very appropriate name, isn't it? Notice the base that looks like a low bowl. You can float petals or greens in it if you like. It is made of solid copper, and comes with a natural polished copper finish and also in a lustrous chromium plate.

No more home fires

Modern chemistry has now made it possible for you to flameproof your curtains, draperies, rugs, upholstery, etc. Ignex, which is a new product of the Laboratory Equipment Company, does away with fires so often started by careless smokers.

It is a clear liquid, non-poisonous, and not harmful to even the most delicate fabrics that are not affected by water. You can use it in your own home without any special equipment. Simply apply it by dipping or spraying. It is invisible and will not "powder off." The results are more than satisfactory on silk, wool, rayon, cotton, paper, leather, and many other inflammable materials.

Surely they're worth two minutes reading about cooking utensils



OF COURSE their food must be wholesome, and you do want to be economical.

Then be sure you use Aluminum utensils.

Things taste better, *are* better, when prepared in Aluminum, because Nature made Aluminum friendly to food. Important natural food values are protected. So are flavors and colors.

Besides, Nature made this metal a superior conductor of heat. Foods cook more evenly, more beautifully. You can save fuel, too, by turning the heat lower.

These are the reasons why seven out of eight American homes use Aluminum. Important hospitals, canners, and packers of food products depend more and more on Aluminum. The finest hotels and restaurants use Aluminum cooking utensils.

Good Aluminum utensils, like "Wear-Ever", last for years and years, and help you every day to serve better food more economically. Be sure to look for the trademark that has been the standard for over 36 years.

WEAR-EVER ALUMINUM TRADE MARK REG. U.S. PAT. OFF.

"Wear-Ever"

ALUMINUM COOKING UTENSILS

MADE IN NEW KENSINGTON, PENNA.

The Standard of Quality for over 36 years

How to buy a rug . . . and like it!

To have a rug you will really like, pattern, color, and quality are important things to look for. But there's one more thing just as important as these. That is *size*—to get a rug that really fits your room and allows the right floor margins. So, to buy a rug *and like it,* follow these four steps.



1 Measure your room.



2 Go to a good furniture or department store and ask for the Alexander Smith Floor-Plan Rug Section. Make your choice from the wide variety of Floor-Plan Rugs—plain colors, figured, and textured.

3 Then look on the Floor-Plan size tag. Nine chances out of ten, you will find a size that just fits your room, leaving a floor margin of from 6 to 12 inches around the rug.

4 And this beautiful rug, which will give your room a custom-fitted look, will cost you only a low, ready-made price.

Guaranteed by
Good Housekeeping
as Advertised Therein



Insist on

Alexander Smith

FLOOR-PLAN RUGS

(TRADE MARK)

Custom Sizes at Ready-Made Prices

Send for free book, "A Guide to Rug Buying." Address Alexander Smith Division, W. & J. Sloane Wholesale, Dept. C, 285 Fifth Avenue, New York, N. Y.

Fall decoration from market to you

[Continued from page 15]

this market come annually from three to five thousand buyers of retail stores to visit over 200 different showrooms. A. P. Johnson, educational director of the Grand Rapids Furniture Exposition once made a cursory estimate of the number of different woods and sizes, different makes and ideas represented in the furniture shown and it ran well above two million.

Grand Rapids attained its fame as a furniture center largely through being the first at the gun when the Middle West was being settled one hundred years ago. If this community had any advantage over other pioneering places it was in the gathering there of the Dutch and Scandinavians who came to till the soil. Most of these people were good woodworkers; it was not uncommon for the truck farmer to alternate at the furniture bench. Most of the furniture was made by hand until 1848 when Deacon Haldane —the father of the industry— built a shop and installed in it a circular saw and lathe. With a force of seven men he turned out tables, beds, chairs and bureaus and was paid for it in grain and pork and produce. Wages to his seven men were eggs, wheat, or spare ribs.

As water power became available more plants sprung up and in 1857 the first carload of furniture left Grand Rapids.

The idea for a market in this town came about fifty years ago. Like the city itself and Topsy, it just happened.

Some furniture manufacturer in another state—his name is lost in the sawdust of the industry—got the bright idea of showing his wares in Grand Rapids when buyers came around in January and July. And thus began the first of the semi-annual furniture markets.

As the country grew, transportation, accessibility to material, and sectional demands redistributed the making of furniture. With this came the growth of other cities as meccas for merchants of home furnishings.

Notably among these was Chicago. Put your imaginative powers to work to create a fancied bazaar street twenty blocks long. It is lined on each side with furniture stores, each of them one hundred feet deep. Or take a chimerical hammer and flatten down the Empire State Building into sixteen floors. Each of these floors would be as long and as broad as the ones in the American Furniture Mart in Chicago.

Here in the third largest building in the world under one roof can be found everything from the crib to usher in life to the wheel chair to help it out. The Furniture Mart, as it is commonly called, was built in 1924; an addition in 1927. Around $15,000,000 went into building it.

To find just the item he wants the home furnishings buyer has his choice of 928 different displays spread over 1,925,000 square feet. Last year 34,205 such buyers from 21,084 stores marched from showroom to showroom. In January of this year, during the two weeks market, 10,038 visited and bought furniture, stoves, floor coverings, pictures, studio couches, ad infinitum.

Equally important in Chicago as a center for home furnishings is the Merchandise Mart, completed in 1930 at an approximate

Dana B. Merrill

Note the two different bouquets in Whitcomb-McGeachin's new fabric

IMPERIAL *Washable* WALLPAPERS

BRING SUMMER

INTO YOUR HOME THIS WINTER

Outwit the long, dreary winter months by redecorating now with one of the smart, colorful Imperial papers. In making your selection, remember that Imperial research laboratories found the way to make wallpaper washable and light-fast. The deep tones of water-color printing, characteristic of fine papers, are retained, yet Imperial washability and light-fastness are *guaranteed*. Ask your paperhanger or decorator to show you Imperial *Washable* Wallpapers and look for the Imperial silver label in sample books.

ASK JEAN McLAIN to help you with your decorating problems. Her advice is free. She will also send you actual samples of wallpaper and tell you the most convenient place for you to see and buy Imperial.

Address JEAN McLAIN, Dept. A-12, Imperial Paper and Color Corp., Glens Falls, N.Y.

GIVE THIS INFORMATION FOR EVERY ROOM:

Type of Room.....
Size (Dimensions).....
Exposure.....
Type of Furniture.....
Color Scheme Preferred.....

COPR. 1937, IMPERIAL PAPER & COLOR CORP.

☐ **Please also send me your book, "The Romance of Modern Decoration," for which I enclose 10¢.**

Your name_____

Street_____ City and State_____

FRANCHISED DISTRIBUTORS, DEALERS AND REGISTERED CRAFTSMEN EVERYWHERE

"HOORAY! THIS IS MAID'S NIGHT OUT"

IT'S a treat when the maid goes out since the Seeley's got a Toastmaster Waffle-Baker. And supper fairly cooks itself. Mother just mixes up her batter; Toastmaster Waffle-Baker does the rest.

When it's hot enough to waffle to the king's taste, off flashes the little red light. Mother pours in the batter—presto!—the light flashes on. Next, the light winks out to tell you the waffle is a delicious golden brown. And the waffle comes out at the touch of a fork. The first waffle is never underdone. The last waffle never burnt to a crisp. Each one crisp and tender and golden. Add butter and syrup, serve with little young pork sausages if you're of a mind to, and—well, the maid will be sorry she's not on deck to get her share.

Why don't you go to your nearest dealer and see how a Toastmaster Waffle-Baker works? Take one home. Or send one with your love and esteem to some deserving friend.

On sale, with other fine Toastmaster Products, wherever quality appliances are sold.

FREE! "The Party's On"—A new and interesting booklet on entertainment ideas and games for young and old. Ask for your copy wherever Toastmaster Products are sold, or write direct to: McGraw Electric Company, Toastmaster Products Division, Dept. 132, Minneapolis, Minn.



Toastmaster
WAFFLE BAKER

TOASTMASTER PRODUCTS—Automatic Waffle-Baker, $12.50; 2-slice fully automatic toaster, $16.00; with choice of Hospitality Trays, $19.95 or $23.50; 1-slice fully automatic toaster, $10.50; Junior toaster, $7.50

cost of $30,000,000. This building has eighteen floors, seven of which are devoted entirely to home furnishings.

Draw upon your imagination again, this time to conjure a freight train seventeen miles long. This would just about transport the 2,500 carloads of merchandise on display on these seven floors. For the furniture market alone last January, six thousand new pieces were brought in to take their places along side of the 50,000 pieces already there. Just on the home furnishings floors there are 1,548 different lines of merchandise represented.

Now just a few more figures and back to the romance.

Last year 189,183 home furnishings buyers made purchases in the Merchandise Mart to a grand total of $115,332,750. Last January 10,029 buyers passed the portals during the course of a two weeks' market.

Besides these two centers there are New York, Boston, Jamestown, Los Angeles, San Francisco, and others which are visited for furniture; New York and Boston for curtains and draperies; New York for floor coverings, housewares, and lamps; Pittsburgh for china and glassware, and dozens of other cities where gift shows are held for those seeking decorative accessories. So much for the various stages upon which these buyers play their parts against the scenery of new furniture, floor coverings, fabrics, and other commodities.

What of the actors themselves—these thousands upon thousands of buyers? Let us look at a typical one. Back in early July, the floor covering buyer in your store admonishes his wife to be sure to have plenty of shirts for him all ready as he is leaving for the rug and carpet opening in New York.

Bright and early after the fourth of July—if it is the winter market, just after New Year's—he awakens in his hotel room in New York. In the back of his mind, scribbled in memo books or jotted down on odd bits of paper is a wild miscellany of notes which are going to determine what he is going to buy. Before coming to New York he has gone through his stock of rugs and carpets on the floor of his store and in the stockroom.

Here he has found that one or two patterns have been selling so fast that he will have to replenish this popular seller. He has checked his stock and seen that there was more and more demand for this or that. He knows, too, the kind of furniture his store is going to try to sell this year. People, he knows, will need suitable rugs and carpets as a background for this. So still another note is jotted down in his book.

How to Choose and Care for

BLANKETS

Five hundred women helped write this book. Kenwood's Educational Bureau asked homemakers, brides, teachers, editors, what they wanted most to know about the selection and care of blankets. Then this book was prepared, packed with the kind of practical information that will help you find comfort, satisfaction, and enjoyment in the blankets in your home. For example:

IT SHOWS YOU—Why all-wool blankets are best. How to tell live new wool. How to test tensile strength.

IT GIVES YOU—Correct blanket sizes for different types of beds. Correct blanket colors for your rooms. Correct types of blankets for health and sleeping comfort.

IT SUGGESTS—Blankets for children's rooms. Gifts for all occasions.

IT TELLS YOU—How to wash your blankets. How to protect them from moths. How to store them for the summer.

Read these comments from women who have received this book:

A homemaker writes: "After reading your concise and informative booklet, I knew what size would suit my needs and exactly what I should look for in a blanket."

A bride writes: "Am using your book in selecting blankets for my new home."

A teacher of textiles writes: "Am making daily use of the booklet in my classes."

Beautifully illustrated in full natural color, this book is offered to you free by Kenwood Mills, long famous for quality wool products. To obtain your copy, simply send the coupon below or a letter or postal.

KENWOOD MILLS, Dept. K-7
Empire State Bldg., New York, N. Y.
Please send me "What You Should Know About Blankets—Their Selection and Care."

*Name*_____

*Street*_____

*City*_____ *State*_____

KENWOOD WOOL PRODUCTS
KENWOOD all-wool BLANKETS

Comes this Monday morning, then, and down New York's Fifth Avenue he goes to the seventeen floor Textile Building, center of the wholesale selling of floor coverings. In this building or immediately adjacent on either Fifth or Madison Avenue is concentrated the $100,000,000 yearly business of this industry.

He will probably visit the big shots first, for it is here that he will most likely find those special buys which right now and for months to come are being advertised by your store as "stupendous, money saving purchases . . . glorious 9x12 reproductions of glittering Orientals . . . unheard of values . . . prices are going up . . . buy now."

Because this buyer comes, let us say, from Pennsylvania the manufacturer's road salesman who includes this state in his train traveling tours takes him in hand. He has known this buyer for several years. Well enough to greet him with "Hi, Bill, you old so-and-so;" well enough, too, to parry with "how's the wife . . . how about lunch . . . hitting the high spots tonight?"

Armed with an order blank and freshly sharpened pencils the buyer is led around the showroom to see everything new in the different lines. Because this is a showroom of one of the bigger manufacturers—one whose sales may amount to $27,000,000 a year—all types of weaves can be seen. Besides the velvets, axminsters, and plain carpeting this buyer can also find chenilles, wiltons, and often-times linoleum and felt base. Smaller manufacturers are more likely to specialize in just one or two types of fabrics. The rugs in this big showroom are piled in much the same way they are in your favorite store. They are stacked up on top of each other on a wooden platform.

Here is your buyer sitting in a baby's giant high chair with its wide arm rests while in front of him perspiring porters fitfully flip back each rug.

"Bill," says the salesman, "I remember that these bright red Persian patterns go pretty well in your territory." Or, "Bill, I was checking through our sales for the last four months and you'd be surprised to see how this conservative type of modern pattern is going . . . say, this is something brand new we are trying in texture; why don't you be the first in your town to have it? . . . special price on this one, Bill; you can sell it for $27.50 with profit."

At the mention of price Bill's mind becomes a bit more receptive. Though he has made a mental note to consider the virtues of what he has already seen, this matter of price intrigues him. For after all he knows what his customers want to spend and he must

THE SINK THAT SAVES YOUR DISHES

— BECAUSE IT'S EQUIPPED WITH THAT NEW G-E DISHWASHER



—AND BECAUSE IT'S MADE OF RESILIENT MONEL

THERE are two reasons why this lovely Monel sink is kind to your china . . . and gentle to your glassware:

First because there's a General Electric dishwasher tucked away in that sink—just to the left of the bowl. You'll find it a fast-worker . . . and a careful one. It doesn't encourage your glasses to develop rough edges. It helps prevent those ugly little nicks from appearing on your best set of china.

The second reason why this sink saves your dishes is that Monel is resilient. It acts as a shock absorber. In a recent test, six plates were dropped upon a Monel sink from a height of six inches. Nothing happened. Not a sign of a chip. Not a trace of a crack.

Yet the same drop onto an ordinary sink made all six plates candidates for the ash can.

In every other respect, Monel is a model metal. It *thrives* on rough treatment. Hard service merely makes it more lovely and lustrous. When Monel enters your kitchen, it's "in for life".

And through the years its one purpose will be to make your days easier. These smooth surfaces are a pleasure to clean. Substances which tend to make stains cannot penetrate Monel. Consequently, stains are never permanent. They are easily and quickly removed with common household cleansers.

For full information about Monel sinks and Whitehead steel cabinets, write to Whitehead Metal Products Co. of New York, Inc., 304 Hudson Street, New York, N. Y. For information on Monel address The International Nickel Company, Inc., 73 Wall Street, New York, N. Y.

The range in the illustration above is the new GE Imperial "60" Range with Monel top, made by the General Electric Company. The Monel sink (also illustrated below with all doors open) is equipped with the new GE dishwasher and with the GE Garbage Disposall. Monel "Smartline" table comes from Mutschler Bros. Co., Nappanee, Ind. Steel wall and base cabinets and Monel sink are made by Whitehead Metal Products Co. of New York, Inc. Whitehead also makes rust proof Monel tanks for hot water and automatic gas water heaters.

Monel inherits from Nickel its finest qualities—strength, beauty and ability to withstand rust and corrosion. When you specify metals, remember that the addition of Nickel brings toughness, strength, beauty and extra years of service to steels, irons and non-ferrous alloys.

2/3 NICKEL + 1/3 COPPER = MONEL

Year After Year

RED TOP INSULATING WOOL

Pays Dividends in Comfort and Fuel Savings

■ Today, insulating your home is an investment, not an expense. Red Top Insulating Wool* literally *pays for itself* within a few years in fuel savings—and goes on paying dividends in comfort and fuel savings as long as your house stands. It never has to be replaced. It keeps rooms more uniformly warm . . . helps safeguard your home against winter cold and your *family* against winter ills . . . and it does this *year after year.*

Red Top's efficiency is due to its unique nature. It is the same type of material used to insulate streamlined trains and to conserve heat in ranges. It is fireproof; chemically stable; moisture resistant; does not harbor vermin and will not decay. It is economical to install. Get the facts on what Red Top can do for *your* home; your fuel savings start the moment it is installed. Fill in and mail the coupon *today!*

USG

* Registered Trade-Mark

UNITED STATES GYPSUM COMPANY
300 West Adams Street, Chicago, Illinois

Please send, without obligation, free booklet on Red Top Insulating Wool. AH-10

Name .....

Address .....

City ..... State .....

UNITED STATES GYPSUM COMPANY

buy shrewdly with that in mind.

And so it goes through the day and for the several days to come. His first name has greeted him in at least forty showrooms. At the end of an opening he has accumulated a vast reserve of slips reminding him that he has purchased or is going to buy several hundreds of rugs and square yards of carpeting to carry him through another season of selling. To some people this buyer has bought just some more rugs; something to spread on the floor, to be soft under the feet and to add a bit of color to the room.

Back of this rug which yields so softly under your feet there are months of research for a suitable design. There are years in finding just the right wool. There are machines which seem almost human in the way they pick out colored yarns.

Surrounding rugs there is an aura of romance. While the history of floor coverings from the bear's skin in the caves of old up to present-day textures is fascinating, it is also long. Instead, let us look at one of today's floor coverings.

In some far-off field in the Himalayas, India, Manchuria, Tibet, Scotland, or Iceland some bleating lamb today is being shorn of his greasy, dirt-laden coat. Some 600,000,000 of them throughout the world get this once, twice a year, or every eight months. As a result 3,000,000,000 pounds annually reach this country's many carpet factories.

The buying of this wool abroad is done by experts who negotiate with nomad shepherds, warrior chiefs, and even bandits. Just now in many sections of the world it is becoming harder and harder to get good carpet wool. The reason? The wool is going into the making of uniforms for soldiers. This is just one of the reasons why you will pay more for floor coverings this fall than you did last year.

By dromedary, camel, and ox cart the wool travels to points where it can be shipped to boats bound for Boston, New York, Philadelphia, and San Francisco. After the wool has arrived at some mill it is put through a cleaning process which robs it of about one third of its weight. In some mills after the wool is cleaned it is blown through huge air conveyors to the blending bins. And what a sight this room is! A vast space with about eight feet deep of mixtures of wool in it being tramped down by several men. They are cutting through all of this wool, much as you would a chocolate cake to get a little bit of everything.

Now the wool is carded which means combing out a big batch and interlocking the separated fibers into a soft web. The web is now separated into strips about one inch wide and these are rolled into delicate strands. Then these strands are fed to bobbins, the bobbins revolve and a twist is put into each strand. And now they are ready for dyeing.

From the basic red, yellow, and blue analine dyes—for which wool has a great affinity—more than 12,000 shades for rugs and carpets are obtained. The yarn is lowered into the dye solution and boiled until all the dye has been taken up by the wool. After this it is stored in bins to await the day when it shall pass into some intricate flower or some geometrical design on a rug.

There are many things which decide whether it shall be a flower or a geometric which is woven. Chief of all, of course, is public taste. And today with taste turning to more plain carpeting or subtle texture effects there is not as much creating of floral patterns as there used to be.

But even so the sky is pretty much the limit when it comes to sources for inspiration for designs. They may be found in the Oriental rugs in museums or in royal palaces. Sometimes a bit of old—or new—wallpaper clicks with a designer and his fingers itch until he can adapt it to floor coverings. One designer specializes in spring flowers. You will see him arranging jonquils in a bowl. From the way they stand up and droop he will conceive a pattern for a new carpeting. A necktie has been known to set off a designer and as for Paisley shawls, a rich French brocade or a shred of a Scotchman's plaid—for them he will go off into a frenzy of sketching.

After the design has been done in miniature, the artist transfers it to large sheets of cross ruled paper. Each tiny square represents one tuft in the finished rug. In filling in the colors the designer must follow the outlines of the squares. Sometimes 2,000,000 spots of color are needed for the design of a wilton rug.

What makes the wilton rug can best be compared to a player piano. With a punch before him as well as the colored design the puncher pushes holes through cards with each key pushed representing a color. More than 11,000 cards must be punched for one 9x12 wilton rug.

The cards are now arranged in order and laced together. They are then installed in the loom and the jacquard mechanism raises into position the yarn colors which correspond to the holes in the card.

Remember the player piano? Each hole corresponds to a note. In the jacquard each hole brings out a color.

While you are limited in the amount of colors which can go

TAKE THESE

2 Easy Steps

TO A COLOR PREVIEW OF YOUR PAINTING PROBLEM

1 See the Pictorial Color Chart Before You Paint.

2 Depend on Lowe Brothers Quality When You Paint

1. For a preview of appropriate color combinations see a close-up of Lowe Brothers Pictorial Color Chart at your nearby dealer in Lowe Brothers products. It's so easy to select *in advance* from *actual painted* reproductions of a variety of attractive color schemes, the exact effect you wish to secure. Then, before a can is opened, or a brush is lifted, you are sure of pleasing color combinations.

2. And depend on Lowe Brothers extra margin of quality to assure you long lasting protection at *less cost per square foot of surface painted.* Lowe Brothers High Standard paint, for example, contains 90% film-forming solids, as compared to only 37% found in some "cheap" paints.

★

Ask your dealer for the FREE Book, "Practical Hints." The Lowe Brothers Co., 444 E. Third St., Dayton, Ohio.

Lowe Brothers

PAINTS AND VARNISHES

QUALITY UNSURPASSED SINCE 1870

Changes your Ideas about HOME COMFORT

Carrier
Air Conditioning



Modernizes your Present Home or your New Home

● Carrier Evaporative Condensers, used for summer cooling, reduce water consumption to a minimum.

● One simple unit combines winter heating and humidification with summer cooling and dehumidification.

LUXURIOUS indoor comfort is no innovation! For more than a decade Carrier equipment has kept homes cool and free from humidity in summer, and healthfully heated and humidified in winter. Thousands of these systems have been installed thoughout the world.

The 1937 Carrier home equipment affords this same comfort—*plus* many *new* features. Today, for example one self-contained unit provides heating, humidification and clean air circulation. With Carrier cooling equipment, it provides summer air conditioning—dehumidification; circulation of cooled, clean air. Because of it's flexibility, Carrier equipment can often be used with existing heating systems.

Like other Carrier achievements—the air conditioning of the U. S. Capitol, the "Queen Mary," the Waldorf-Astoria—this home equipment is based on 35 years' exclusive air conditioning experience. Call your Carrier representative today—or mail the coupon.

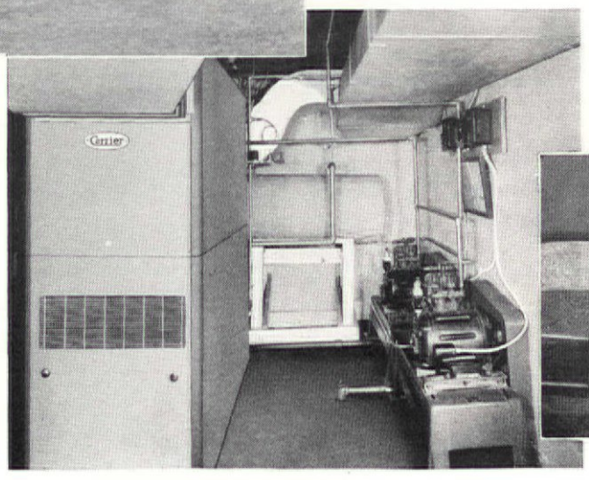



● Suspended Unit, for use with present automatic heating systems. Suspended from ceiling, permits ample head room. Note the neat appearance of this compact unit.

CARRIER CORPORATION, Desk 523
Syracuse, New York

Please send, without obligating me in any way, complete information on ☐ Carrier Winter Air Conditioning; ☐ Carrier Home Furnace (gas ..... oil); ☐ Carrier Oil Burner.

Name_____

Street_____

City_____

ITS *Fine* VALUE
MADE IT FAMOUS

300
CRISP, WHITE NOTE SHEETS
150
ENVELOPES TO MATCH
•
PRINTED WITH YOUR
NAME AND ADDRESS

$1.00 Postpaid

● With the big "450" Package we have made *good* stationery inexpensive. Imagine 300 note sheets and 150 envelopes for $1.00. All neatly printed with your name and address. And made from *good*, pure white, bond paper!

American Stationery has been the standard of value in printed note paper for 22 years. It is widely used in the nation's finest homes. It is ideal for correspondence with friends and family, for instructions to tradespeople, for club and lodge use, for all manner of "everyday" notes and letters.

Try a package. Send $1.00 (west of Denver, Colo., and in U. S. Possessions, $1.10). Your package will be printed and mailed within 3 days of receipt of order. ***Satisfaction guaranteed or your money promptly refunded.***

AMERICAN STATIONERY CO.
700 PARK AVE. PERU, INDIANA

into a wilton practically an unlimited number can be used in the making of an axminster.

Sometimes it takes eight weeks for two girls to wind the yarn for the design for the axminster. Each color is rolled on a separate spool with each yarn corresponding to a check on the design paper. The axminster spools set with this yarn are mounted on long, endless chains. Automatic hands of metal reach out and take the spool off the chain and cause it to insert the yarn ends into the warp cotton. A comb underneath the fabric then loops the yarn around the filler and whisk!—giant knives cut the row of tufts.

After its final inspection the rug is shipped to New York where it goes on display in the manufacturer's showroom. The second half of the journey is over. Eventually the rug comes to your store. Some day you will proudly unroll it on your own floor. The journey is ended.

From Tibet to Topeka, Tallahassee, or Troy has taken several years. There has been excitement. There has been romance. There has been history.

And so another season in home furnishings begins. Thousands of buyers have traveled an equal number of miles to find out what is in fashion for your home. It hasn't been an easy job for them to pick out something for you. Nor has it been easy for the manufacturer to build a chair, weave a rug or drapery damask or fashion a new lamp base which he thinks you may like.

But everyone has tried hard to give you what you want.

Everyone from the designer who got an inspiration at the Paris World's Fair to the superintendent of the mill who was just granted a patent on a new way to turn the spool on a chair.

They have all contributed something which is going to be all for home sweet home.

Why fruit trees that flower don't always fruit

[Continued from page 181]

other. On the other hand, Delicious and McIntosh apples, although self-unfruitful, produce good viable pollen and will fertilize other varieties quite readily. Their self-unfruitfulness is due to the condition known as self-incompatibility.

Perhaps the most curious thing of all, is the romantic behavior of the Grimes Golden apple. This variety has good pollen, fertilizes itself partially and is an excellent variety to cross-pollinate many other apples; but it fails to bring about fertilization of the Arkansas variety of apple. A similar relation exists between the Bartlett and the Seckel pears. Each of these has pollen which successfully fertilizes many other pear varieties, but when it comes to each other, there is no more compatibility than existed between the heads of the houses of Montague and Capulet.

All of this seems rather complicated and confusing, but we may as well know the worst at this point. Even when we figure out the matter of cross-compatibility, we must be sure that the varieties selected bloom at approximately the same time. Usually, but not always, this can be left to chance. The Northern Spy apple is a very late bloomer and, since it is self-unfruitful, a late blooming companion must be found for it.

A very essential factor in the romance of the fruit blossoms is the transfer of pollen from the tree of one variety to another. This work is carried on by insects, principally the bee. Bees in search of nectar visit many blossoms on different trees and their bodies become covered with different varieties of pollen, some of which is left on the pistil of each flower visited. Since any one bee works within a rather limited area on a given day, trees which are to cross-pollinate each other should not be more than two hundred feet apart.

The weather during the bloom season affects the distribution of pollen. Best results are secured when the days are bright, not too windy, and fairly warm—at least above 65° F. Under these conditions, bees are very active. When the day is cloudy or windy, and cold, bees are not active; and, of course, they do not work when rain is falling. Under such unfavorable weather conditions, little pollen is transferred and it is even more important that this pollen be effective.

It is interesting to look at a few gardens, typical of many, where fruit trees have failed to bear satisfactory crops, and it is instructive to pause long enough to determine the probable reason for the failure.

In the first garden there are three fruit trees, a McIntosh apple, a Sheldon pear, and a Black Tartarian sweet cherry. All are beautiful in bloom, and each contributes its share of interest in the spring garden picture. But of fruit there is little. Each of these fruit trees is of a self-unfruitful variety and there are no other trees near enough to serve as mates. In another small garden stands one Stayman Winesap apple tree. Plenty of bloom appears every spring but the fruits can be counted on your fingers. This example might be duplicated hundreds of times

they Swing
TO A TUNE OF ECONOMY
in the Basement

WITH *Gas*
THE MAGIC SERVANT FOR
HEATING • AIR CONDITIONING*
HOT WATER

The modern swing is to **AGP** GAS-FIRED Equipment. It is automatic, clean, space-saving — enables you to turn your dusty, dirty cellar into a beautiful play room. And at new low gas rates you'll save money on heat . . . air conditioning . . . and instant hot water.

GAS Rates Are Down
Heat Is Cheaper

GAS — the perfect fuel — doesn't even have to be ordered . . . needs no attention ...no storage...and is paid for after use.

Whether you're building a new home or modernizing an old one you can economize with GAS and **AGP** Equipment. Find out today how little it costs to have this modern system. Send coupon for details.

AMERICAN GAS PRODUCTS CORPORATION
DIVISION OF AMERICAN RADIATOR & STANDARD SANITARY CORPORATION
40 West 40th Street, New York, N. Y.

● *A basement corner in a Detroit home holds an* **AGP** *Air Conditioning and Hot Water installation. The rest of the room is free for recreation.*

* Winter Air Conditioning only. Summer cooling easily added.

AMERICAN GAS PRODUCTS CORP.
40 W. 40th St., New York, N. Y.
I am interested in ☐ modernizing my home
☐ building a new home
Please send me literature on **AGP** Equipment for
☐ Heating ☐ Air Conditioning ☐ Hot Water.
Name_____
Address_____
City_____ State_____ AH9

Do You wake up Purring -or Growling?

A BEDTIME STORY BY SIMMONS



• Picture of a woman after she has gone to bed on a badly constructed mattress. She can't seem to relax. She's trying to count herself to sleep.

• After half an hour of tossing and turning, she's still wide-awake and trying the book technique. Eventually she'll drop off to sleep from sheer exhaustion.

• The next morning! She feels worse than when she went to bed. There's a tired spot at the base of her spine and another between her shoulders. Her head aches.

• Complete lack of emotional control —spilled breakfast food is a major offense after 8 hours of disturbed, broken sleep.

• Now she wakes up happy as a lark—it's just as easy to feel *this way*—after a night of deep, refreshing sleep on a Beautyrest.

Poor sleep robs your nerves and muscles of calcium—you become irritable, less efficient

IF you were kept awake long enough, science says, you would lose all control over your muscles and your emotions, would finally die.

The reason is that, during bodily activity, calcium is transferred from your nerves and muscles to the blood stream. And only during sleep is it restored to the nerve and muscle tissues.

If your sleep is broken and disturbed, if you are continually waking up tired and cross, check your sleeping equipment at once—it is probably faulty. You need for complete calcium recovery of the nerves and muscles each night *sleep*—full, deep.

Simmons Beautyrest Mattress is scientifically constructed to LET YOU SLEEP. Its 837 separate coils instantly adjust themselves to your body at every point of contact. You float off easily, quickly, to deep, calm slumber on its 837 "floating-action" coil springs.

See how it feels to wake up "ready to go" with nerves and muscles fully rested. Let Beautyrest do this for you. The cost is only 2¼¢ a day! Ask about it at any leading furniture or department store. Simmons Co., Merchandise Mart, Chicago, Ill.

SIMMONS Beautyrest

WORLD'S LARGEST MAKERS OF BEDS, SPRINGS, MATTRESSES, STUDIO COUCHES, METAL FURNITURE



CHASE Lighting Fixtures
in the Colonial Manner—by CHASE

Chase Colonial designs will add charm to the interior of your home. There are different treatments of our Colonial styles to suit individual taste. These lighting fixtures are correctly constructed—beautifully finished—and surprisingly inexpensive. See them at your local fixture dealers, or write to us for our illustrated folder.

Approved by the National Board of Fire Underwriters.

CHASE BRASS & COPPER CO.
INCORPORATED
SUBSIDIARY OF KENNECOTT COPPER CORPORATION
Waterbury Connecticut

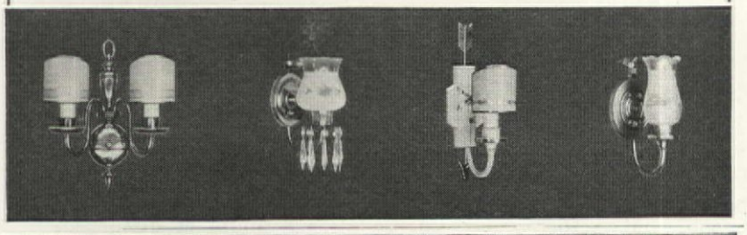



Whitney Maple

ADDS GRACIOUSNESS TO LIVING ROOMS

● You get a new idea in Colonial upholstered furniture when you choose Whitney Maple. It has no ordinary bare and woody look, but the solid comfort that comes from the best of construction and the finest quality. It has the grace and refinement of 18th Century style which combines so beautifully with Whitney Maple cabinet pieces to fit into the typical American home of today.

No. 803 Stand $16.20; No. 3624¼ Love Seat $99.40; No. 3669 Magazine Table $17; No. 394 Cocktail Table $19.60; No. 801 Lamp Table $26.80; No. 3759 Wing Chair $79.20; No. 6177 Highboy $136; No. 3737 Wing Chair $59.20; No. 301 Stool $4.80.

(Prices slightly higher, Denver and West.)

●

W. F. Whitney Co., Inc., South Ashburnham, Mass.
Please send me a copy of "How to Furnish Any Room with Whitney Maple." I enclose 10¢.

Name_____
Address_____
City_____ State_____
AH 10-37

★WHITNEY★

with other varieties as well as with other fruits.

The third garden is a bit more complicated so far as our problem goes and at first it would seem as though adequate provision for mating had been made. In this garden we find six lovely, mature apple trees. The owner selected two each of McIntosh, Northern Spy, and Rhode Island Greening because he was partial to those varieties. The trees were used effectively in the scheme of the garden and nothing more could be desired than the effect when they are in bloom; but the crop is mostly on the Rhode Island Greening trees. The McIntosh and Northern Spy trees bear very sparingly. What is the cause of this behavior?

The McIntosh and Greening trees bloom together and since the McIntosh pollen is good, the blossoms of the Greening are well fertilized. The Greening, however, is unable to fertilize the McIntosh because it produces poor pollen which will not germinate. The McIntosh is self-unfruitful and cannot fertilize its own blos-

VARIETY LIST OF FRUITS FOR HOME GARDENS

The varieties of each fruit are divided into three groups, as follows:

Group I—Self-fruitful: May be planted alone in the garden or may be used as pollenizers for those in Group II or III.

Group II—Self-unfruitful: Have good pollen and will pollenize each other, but one tree will not pollinate itself.

Group III—Self-unfruitful: Will not pollenize other varieties. Must be planted with another variety from Group I, or in combination with two varieties from Group II.

Fruit	*Group* I	*Group* II	*Group* III
Apple	Cox's Orange Grimes Golden (Except for Arkansas) Jonathan Milton Rome Beauty (Blooms late) Wealthy York Imperial	Cortland Delicious Golden Delicious King David McIntosh Northern Spy (Blooms late) Starking Yellow Newtown	Baldwin Gravenstein Ohio Nonpareil Rhode Island Greening Stayman Winesap Winesap
Pear	Duchesse d'Angoulême Seckel (Except for Bartlett) LeConte	Beurre d'Anjou Bartlett (Except for Seckel) Beurre Bosc Beurre Clarigeau Ewart Gorham Lawrence Sheldon Winter Nelis	
Peach	Practically all varieties except those in Group III are self-fruitful		J. H. Hale June Elberta (Mikado) Late Crawford
Nectarine	Hunter Sure Crop Victoria		
Apricot		Alexander Moorpark	
Plum, Japanese, (will not pollenize European varieties)		Abundance Beauty Burbank Santa Rosa Sultan Wickson	El Dorado Formosa Satsuma
Plum, European, (will not pollenize other types)	Agen California Blue Italian Prune Reine Claude (Green Gage) Stanley Yellow Egg	Bavay Golden Drop Grand Duke Hall Imperial Washington	
Sour Cherry	Early Richmond English Morello Montmorency	(Should not be used as pollenizers for sweet cherries because of the difference in bloom season)	
Sweet Cherry		Bing (Except for Napoleon) Black Tartarian Giant Napoleon (Except for Bing) Schmidt Windsor	

"Now this room is gay and sunny... with the New Window Shades!"

NO MORE WINDOW WORRIES!

Here's a gay little booklet, entitled "Well-dressed Windows," that's just been revised to bring you right up-to-date on decorating every type of window in your home—from big "bays" to tiny casements! Ask for a free copy at your window shade dealer's, or send this coupon, and 10c to cover cost of mailing, to

THE WINDOW SHADE INSTITUTE, Dept. AH-5
500 Fifth Avenue, New York, N. Y.

Name_____

Street_____

City_____

OF COURSE it is! When Betty put up winter draperies she remembered something else . . . *winter window shades!* She bought them in the new "Sunrose" color, so they'd be richer, warmer-toned than her summer set. Now, light streaming through her fresh window shades is transformed into a rosy, golden "glow," even on dull days. Perhaps just such an easy economical change, from summer to winter window shades, will help to cheer your own rooms. Each season, when you houseclean . . . when you change your curtains, change your window shades too. When you shop, ask for genuine cloth window shades. They're woven on a loom, processed and colored. They're longer lasting, better looking. Insist upon the Seal of The Window Shade Institute, 500 Fifth Avenue, New York, N. Y.

MADE BY A MEMBER OF THE WINDOW SHADE INSTITUTE
Genuine CLOTH Window Shade

THE WELL-DRESSED WINDOW WEARS A FRESH CLOTH SHADE

When you can't stand it any longer..



All of a sudden you look around at your bedroom and feel like having a good cry. Those straggly old curtains, that worn-out chair, that *awful* bedspread! If only you were rich—

But, you don't have to be rich! "Br-r-" rings your door bell and there stands your Singer Man who shows you a book of ideas on re-doing rooms for very little cost. You beg him to tell *all!*

Does he give you new hope! Singer, he says, gives practical courses in Home Decorating, with actual help in the Singer Sewing Center. Yes, they're open to everyone, he assures you. You leap to the phone for an appointment.

The next day finds you at the Singer Sewing Center, armed with your material. Under an expert teacher's guidance, you learn to cut and stitch the new fast way. You discover, too, some clever quilting you can do on a Singer Electric.

Your curtains and spread turn out so successful you wonder if per-*haps* you might tackle a slip-cover? You practice on some muslin at the Sewing Center, and soon you are pin-fitting your own chair with the skill of a professional.

And—here is your bedroom, rejuvenated for a total cost of $28.91! Looks like a complete new room, but there isn't a stick of new furniture in it. Yes, there's one piece—that lovely table by the window. *That* is your new Singer Electric, which you're buying with your savings!

If you would like to know what every item in this room costs to make, just phone any Singer Shop in the United States and Canada.

A bonded Singer Man, identified by the Singer button, will bring you our new illustrated book, "New Fashions for You and Your Home," with complete information, and will tell you about the new Home Decorating and Dressmaking Courses.

Or, you may stop in at the Singer Shop for your personal copy, and arrange there for any course or service you desire.

Singer

Sewing Centers Everywhere

Singer Sewing Machine Company

COPYRIGHT, 1937, THE SINGER MANUFACTURING COMPANY

soms. "And what about the Northern Spy trees?" you ask. In this garden they are unable to function as mates because they usually bloom after the other trees have lost their flowers. This difference in blooming season renders the Northern Spy impotent as a mate for the McIntosh, regardless of the fact that it has excellent pollen. Also it is self-unfruitful and so, although it blooms every year in this garden, its flowers pass away and only a few fruits develop as evidence of its former splendor.

Of course, one frequently finds a garden with but one fruit tree which bears full crops year after year. This is entirely possible and in such a garden one of two conditions must exist. Either the tree is of a self-fruitful variety—and there are a number of these—or some near-by fruit tree is of a variety which is compatible. When this is the case, no hedge, fence, or wall will stop the romance with the busy bee acting as cupid.

And now, if you have a fruit tree or several of them in your garden but are disappointed at harvest time, what can be done? There are three solutions to the problem; two are permanent and one is temporary.

The first solution is to plant another variety of the same fruit in the garden. The variety selected for this purpose must be a good pollenizer and must bloom at about the same time as the tree which is to be mated. If the existing tree or trees have poor pollen, the tree to be planted should be a variety which is self-fruitful, otherwise two varieties will be necessary. In established gardens there may not be space available for two trees unless dwarfs are used. In planning a new garden it is easy to provide for cross-pollination. In this connection it may sometimes be found that there is a fruit tree on adjoining property. If the distance does not exceed two hundred feet you may select a variety which is compatible with this tree. Such a selection would be of mutual benefit.

At the end of accompanying article is a list of some of the better varieties for the garden arranged so as to help in providing for cross-pollination. Use those varieties which are adapted to the locality and be guided by local experience in the matter of blooming dates.

Another way of solving the problem is to graft one branch of a variety which will pollenize the rest of the tree. This method is especially useful when space cannot be found for another tree. As a matter of fact, the grafting need not be limited to one branch or to one variety, for a large tree may be grafted to produce several varieties of any one fruit. A number of amateur gardeners have created considerable interest in this way, besides solving the problem of securing full crops of fruit.

The third suggestion is a temporary solution, but none the less effective. It may be carried out each year if the gardener wishes to adopt it. Or the method may be necessary for three or four years when either of the first two suggestions have been followed, because new trees and grafts are not likely to flower for a few years. The procedure is simple. When the flowers on your tree begin to open, get a bouquet of flowering branches from another tree of the same kind of fruit and of a variety whose pollen will fertilize the flowers of your tree. Place these branches in a pail of water and hang the pail in your tree. The bees will do the rest.

Yes, romance is in the air when fruit trees are in bloom, but it is not necessary to depend on chance matings or to wonder sadly what happened to all of those beautiful flowers, when they fail to produce fruit. With the information now available on pollination it is possible to provide for a successful romance among the fruit trees and thereby insure full crops of delicious fruit in the garden at harvest time.

Narcissi for next spring's garden

[Continued from page 43]

dent Viger. The petals may be wide like those of the lovely lemon-colored Yellow Poppy, or curled and pointed like those of Frank Miles, which looks like a pin-wheel. Of the large varieties Loudspeaker is as coarse and vulgar as its name; Fortune has the merit of being earlier and having a more richly colored cup than is usual in a daffodil of its size, and Havelock is fine in form and substance, though not a vigorous type in the garden.

The bicolors may have yellow, orange, or orange-rimmed cups. Holbein, to me one of the most

Tender, Paperwhite variety of tazetta narcissus, good for forcing

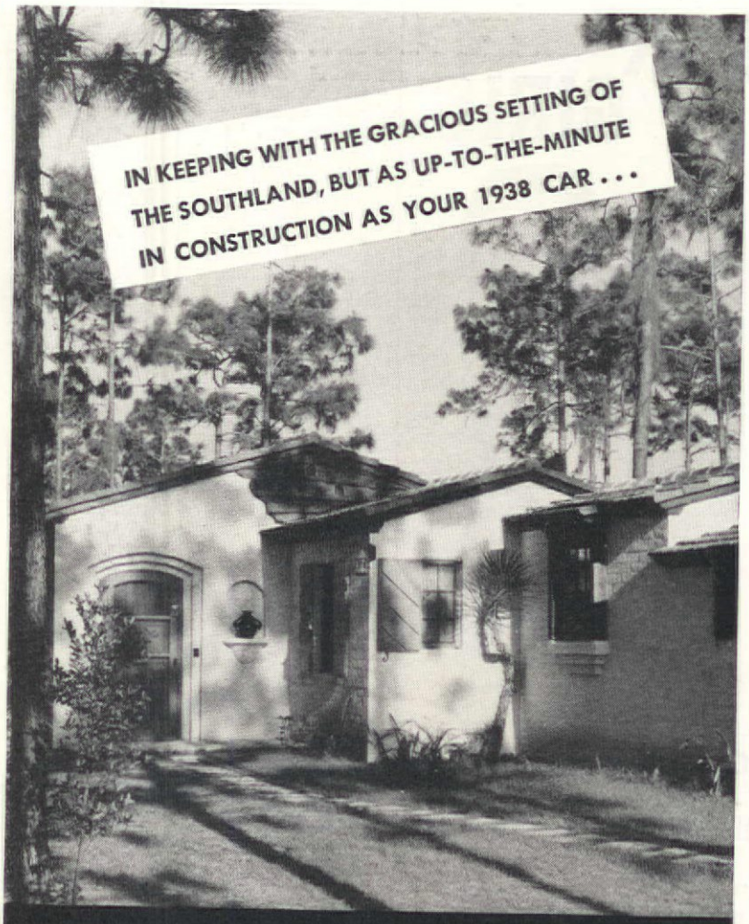

CONCRETE BUILDS
ENDURING, FIRESAFE, ECONOMICAL HOMES

These views show the home of Warren R. Winn, Orlando, Florida. Walls and floor are of concrete. Maurice E. Kressly, architect; A. W. Spinney, Inc., builder.

ACCEPTING old fashioned methods of construction in today's home is as unthinkable as buying a brand new car with a 20 year old engine!

Make your new home thoroughly up-to-date—with concrete. For it offers so much that you want, and should have: gracious charm and beauty . . . snug comfort in winter, coolness in summer . . . immunity to the attacks of fire, termites and decay. And concrete homes are forever free from the annoyance of sagging floors and misfit doors and windows.

The cost? The advantages of concrete usually cost you little or nothing extra! The few dollars added to your monthly payments are more than repaid by savings in the form of much lower upkeep, slower depreciation and higher resale value.

Concrete is the safest and most permanent investment for your building dollars. Let us send you our interesting booklet of design ideas.

HOW TO GET A CONCRETE HOME

- *Get the right builder.* Ask a local concrete products manufacturer or a concrete contractor to name builders, realtors and architects experienced in concrete. Tell them that you want concrete floors (any floor covering you wish), concrete walls and a firesafe roof.
- Buy your home as you would buy a new car—on a basis of advanced construction and sound value as well as appearance—and your home will be *concrete*, the fastest-growing type of accepted home construction.

PORTLAND CEMENT ASSOCIATION
Dept. 10-5, 33 W. Grand Ave., Chicago, Ill.
A national organization to improve and extend the uses of concrete through scientific research and engineering field work.

LOOK GIRLS

S.O.S made my old saucepan shine like new

There's the shine you thought was gone forever. Wonderful!

Like magic, almost—the way S.O.S. brings 'em back alive—those old, blackened pots and pans you think are "through."

Easy? Yes, indeed. Maybe a little extra rubbing first time. But after that *a dip, a rub, a rinse*—your aluminum shines again bright as new.

Buy S.O.S. at your grocer's, your hardware, department or five and ten cent store. Or mail coupon for a free trial package.

Look for the YELLOW and red package

FREE Paste this coupon on a post card and mail to The S.O.S. Company, 6204 W. 65th Street, Chicago, Ill., for a generous free trial package. Or if you live in Canada, address The S.O.S. Manufacturing Co., 365 Sorauren Avenue, Toronto.

Name _____

Address _____ 23

EDITOR'S NOTE: Perhaps you attended flower shows and visited gardens last spring, envied the beauty and variety of the daffodil displays, took copious notes with a view to ordering new kinds this fall—and subsequently lost the notes and now find yourself all at sea as to what kinds to buy. If so, cheer up. Millions of gardeners have done the same—and for such as they this article has been prepared . . . For, since there are eleven different types or classes of narcissus, and since the latest official "Classified List of Daffodil Names" issued last April by the Royal Horticultural Society of Great Britain mentions more than 7,600 named varieties, don't worry if you get the various classes mixed up and you lose track of kinds that you wished to remember. Remember, the selection of varieties for *your* garden is a personal, individual problem for *you* to solve after interesting trials. The sorts recommended here, while tried and liked by many, are by no means the only ones you should test under your own particular conditions.

beautiful and desirable of all daffodils, has a blazing yellow cup very lightly creased at the edges, and wide, pointed ivory petals. It has a distinct form, good substance, and very fine texture. Lucifer has a glowing cup, and a starry white perianth of very thin substance. R. M. Tobin is an improved Lucifer as to size, but with the same floppy petals. John Evelyn is a fresh looking flower with a sharp contrast between its snowy perianth and the deep yellow crown, which has a slightly thickened edge. Kennack is particularly recommended for the garden in that it has an orange crown that doesn't burn.

Division III—*Barri*

The barris, in which the cup or crown is less than one third the petal length, are light and graceful in form, but unfortunately not recommended without reservation for gardens, especially in exposed or hot locations. The typical red-rimmed cups burn in strong sunlight, and the petals are too thin to be very durable. When planted in the garden they should be in a shaded and sheltered position. There are two sections, (a) with yellow perianth and (b) with white perianth.

The typical yellow barris have red-rimmed cups. The old Barri conspicuus I have always thought thin, poor and colorless. Bath's Flame is large and delicately colored, with a graceful droop; it comes out nicely indoors, but a hot wind will ruin it. Brilliancy is large and colorful, but also weak in substance. Glitter is all yellow, with no red in the cup; it is very small, the stem being only eight inches.

The bicolors may have cups with or without red. Alcida is a fine example of the second type with very broad overlapping petals of pure white, and a yellow cup deepening in color at the margin. It is notable for being very late. Southern Star is an early variety of this type. Firetail and Bonfire are considered good red-cupped varieties, but they are not as brilliant as Dragoon which has a pale yellow, orange-rimmed cup against a dazzling white perianth. Pride of Virginia is similar in color, but inferior in form.

Division IV—*Leedsi*

The leedsis, which stand up particularly well in the garden and improve as they become established, are distinguished not by form, but by color; they have white perianths, and white or very pale cups sometimes tinted with apricot or pink. There are two sections corresponding in shape to Divisions II and III, viz. (a) giant leedsis with cups from a third as long to equally as long as the petals, and (b) small-crowned leedsis with cups less than a third of the length of the petals.

Of the (a) group Mermaid is an old form still considered desirable; inexpensive, pure white and early. The newer Tenedos has been very high in price, but can now be bought for seventy-five cents a bulb. It has a handsome primrose cup approaching a trumpet in length. Mitylene is another fine leedsi that has come down to more nearly everyday prices. White Pearl is creamy white and magnificent. Tunis is a distinct ivory-white, the crown frilled and deepening to buff at the edge. It is strong, tall and very early, holds its head up well, and increases rapidly. Though not found in all catalogues, it can be bought for about two dollars and a half. Cicely is distinct in form and color, and very early.

The small leedsis are light in color and form, and many are good for naturalizing. Southern Gem is an early variety, and White City a very late one. Evangeline, Albania, Queen of the North, and White Lady are all old forms with very wide very white petals, and small, yellowish cups. They all make a white drift when planted in quantities, and there is little to choose between them. Salmonetta, a small and dainty variety with a pale apricot cup, has the delicacy of form and color of the triandrus hybrids of the next division, but is rather uncertain. A very lovely leedsi of equal delicacy, but a more durable substance, is Beatrice. The flowers, lightly poised on long slim stems, have

Wiss Kitchen Shears do the most amazing variety of tasks with effortless ease. They're swell for slicing tender green beans . . opening tough limas . . mincing slippery bacon . . trimming fish . . cutting up poultry . . and a thousand other chores such as cutting rope, cardboard, screen, carpets, etc. Besides, that hook quickly pops off bottle caps, and those teeth on the inside of the handles will loosen the tightest screw-cap in a jiffy. And once you own a pair, you'll smile the same superior smile as do thousands of other smart housekeepers when asked, "How do you do things so quickly?" Gay handles—red, blue, green, ivory or yellow. Chromium $1 75. Regular finish . . . . . **$1.25 PAIR**

(Slightly higher in Canada)

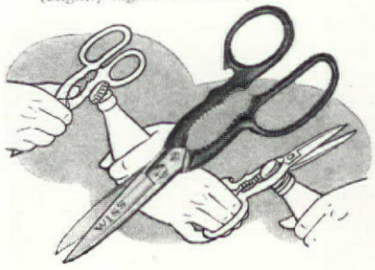

WISS

(Made in Newark since 1848)

KITCHEN SHEARS

Mail in Envelope or Paste Coupon on 1c Postcard

J. Wiss & Sons Co., F-107, Newark, N. J.
Mail me illustrated literature showing complete line of WISS Shears and Scissors.

Name .....

Street .....

City ..... State.....

It takes *Lace Net Curtains* to make a HOUSE a HOME

by Lurelle Guild



Modern windows require the blending of light, tone and texture. Such an effect has been achieved here by the use of Scranton Lace Net Curtains No. 89568.

No. 3 of a series of articles on home decoration sponsored by the Scranton Lace Company

HAVE you ever noticed how living-room windows form your first impressions of a home and the people in it? If there are no glass curtains, you are immediately conscious of their absence. The room assumes an unnatural glare and undesirable brilliance. If the windows are too heavily curtained, your reactions are often those of stodginess and extreme formality.

Windows, like walls, are the backgrounds against which the design of a room is developed. While period styles or types are matters of personal taste, the way in which the whole decorative picture is put together is of equal importance. Every living room should achieve a feeling of warmth and hospitality, with adequate consideration for color, harmony and sunshine. Special regard must also be given to the manner in which the furniture itself is placed.

After all, a living room should be all that the name implies. Its furnishings should be grouped to encourage conversation and provide for reading, the playing of games and entertaining. For these reasons, fireplace and window groups are extremely effective and practical.

The modern room, shown above, demonstrates such a grouping. It is a delightful blend of decorative harmony and convenience, with adequate provision for light. The deep-cushioned chair at the left is upholstered in a rich beige which simulates the hues of the natural wood chest and coffee table. Old Japanese prints, in their faded greens and reds, accentuate similar tones in the wallpaper. Woolen fabric draperies, in stripes of reddish browns, grays and beige, frame the window

Large expanses of window are enhanced in this charming American room by Scranton Lace Net Curtains No. 89975.

with its delicate ecru Scranton Lace Net Curtains. Such a room, uncurtained, would fail in its purpose to achieve decorative balance.

The larger illustration shows the proper solution to the problem of double windows. A typically fine room in the American manner, it maintains an air of homely restraint and charm. Because the windows occupy such a dominant position, they have been curtained in somewhat smaller mesh Scranton Lace Net Curtains. Can you imagine such a room without net curtains?

The sofa under the window is a fine example of Sheraton, covered with upholsterer's satin in two tones of green. The darker shade is repeated in the damask window draperies. A handsome mahogany card table, an inlaid chest, and a piecrust coffee table complete this window ensemble.

Careful choice of curtains important

Since every window is the focal point of a room, it is necessary that the curtains justify their place of importance. Lace Net Curtains by Scranton meet the most discerning tastes. They are exquisitely tailored with matching hems and adjustable tops, all ready to hang. Since the threads are twisted, not *woven*, they never slip, and the curtains always fall evenly. Double threads and fast dyes protect the curtains when being washed, assuring beauty and durability over many years.

Yours for the Postage!

LURELLE GUILD'S BLUE BOOK OF INTERIOR DECORATION

This is not a booklet, but a beautifully bound volume written and illustrated in full color by one of America's foremost designers. Separate chapters tell how to make halls and living rooms, bedrooms and dining rooms more livable and attractive.

Send 10¢ to cover mailing.

Scranton Lace Company
204 Glen Street, Scranton, Pa.

I enclose 10¢ in stamps or coin for my copy of Lurelle Guild's Blue Book of Interior Decoration.

*Name*_____

*Address*_____

*City and State*_____

SCRANTON THE NET OF THEM ALL

RIGHTO JEEVES, IT'S THE "BERRIES"

During Colds get the

KLEENEX* HABIT

to save your nose and temper

● This way to soothe that inflamed, sore nose is mighty welcome during colds! Just put aside your handkerchiefs and adopt the habit of using Kleenex Disposable Tissues the instant sniffles start. See how much more "human" you feel, for you're sure to find Kleenex Tissues soothing and non-irritating.

What's more, the Kleenex Habit saves money; you can use many *genuine* Kleenex Tissues for the cost of laundering *one* handkerchief. And of course it reduces handkerchief washing.

200-sheet Kleenex brings 2-way savings. (1) Now costs less, 2 for 25c. (2) Patented Kleenex "pull-out" box saves tissues, means no waste, no mess. Pull a tissue, the next one pops up ready for use. Only Kleenex has it!

KEEP KLEENEX IN EVERY ROOM to remove creams and cosmetics; to apply powder, rouge; to dust; for baby. **AND IN THE CAR** to wipe hands, windshield, greasy spots.

KLEENEX*
DISPOSABLE TISSUES
(*Trade Mark Reg. U. S. Patent Office)

long, pointed petals with slightly curled edges while the cup is wide with shallow fluting and the foliage is pale green. Silver Salver, whose name comes from its very flat cup, is set apart from the others of this group by its green center. It is the purest white of any of the small leedsis, and blooms late.

Division V—Triandrus Hybrids

These lovely narcissi are not as fragile as they look. They prefer shade to sun, but are not particular as to soil. However, being delicate in color and texture, they show to better advantage in a rock garden, or some place where they do not have to compete with larger forms. Thalia—sometimes listed as a small leedsi—bears two or three pearly white flowers to a stem; it grows well and increases. The perianth is slightly ruffled, and the crown deep and bowl-shaped. Agnes Harvey is similar to Thalia, but not as attractive. Silver Chimes is a cross between a triandrus and a tazetta (Division VIII) and is sometimes listed as one of the latter type. It has creamy petals, and "citron cups as clear as the light of an evening sky." There are also yellow flowers in this division, such as the little canary Queen of Spain, and Harvest Moon which has a long flaring trumpet.

Division VI—Cyclamineus Hybrids

The daffodils of this group are prized for their early bloom. February Gold is like its parent species in this respect only; in form it is a small trumpet, much less reflexed than in the typical cyclamineus perianth, with a long cylindrical trumpet. Orange Glory is taller, a little later, and of a deeper color. It has not a good substance, and is inclined to flop. Beryl has broad overlapping petals, paler than its short yellow cup. It is a hybrid of N. cyclamineus and N. poeticus and is especially lovely.

Division VII—Jonquilla Hybrids

The jonquils are a distinct and lovely group richly colored, and with clusters of small, fragrant flowers and shining rushlike foliage. The hybrids are very desirable. Trevithian is outstanding for its cool color, unusual in a jonquil. It has two flowers to a stem. Golden Scepter I do not like because it looks like an insignificant trumpet. Buttercup, a rich yellow, and almost a trumpet, is cheap. Both of these stay in bloom a long time, and are good garden varieties. Orange Queen is the deepest color. Primrose, outstanding but expensive, is unusual in having but one flower to a stem.

Then She Bought SILENTITE

● Winter's coming. Chilly winds are going to worry homeowners about winter comfort and fuel bills. That is, when they have *ordinary* windows.

But when the windows are Silentite, your house will be comfortable—in spite of outside temperature!

Silentite is the first window improvement in 300 years. It's made of wood—that's the best material to keep out heat and cold. It's swell weather-stripped. Fuel savings run as high as 25% according to Silentite window owners.

Silentite can't rattle or stick. It keeps out dust and dirt. It has no sash cord, pulleys or weights to get out of order. And it's *pre-fit* at the factory—that means it's easy to install and every part works right.

Window "pains" are left out of Silentite by Curtis, America's best-known name in woodworking for over 71 years. Ask any architect, contractor or dealer to tell you how the Silentite Window can make your home more comfortable and economical.

And if you want Casement Windows, investigate Silentite's younger brother, the new Silentite Casement — also "insulated."



Silentite can't rattle or stick. It keeps out dust and dirt.

CURTIS COMPANIES SERVICE BUREAU
Dept. AH-10 Clinton, Iowa

CURTIS WOODWORK SILENTITE Pre-Fit — THE "INSULATED" WINDOW

AND OTHER CURTIS PRODUCTS — Exterior and Interior Doors • Frames • Trim • Entrances Molding • Panel Work • Kitchen Cabinets Cabinet Work • Mantels • Stairways • Shutters Screens • Storm Doors and Windows • Garage Doors • Mitertite Door and Window Trim.

Curtis Woodwork is sold by reliable dealers everywhere.

CURTIS COMPANIES SERVICE BUREAU
Department AH-10, Clinton, Iowa

Please send your book "Curtis Insulated Windows" which contains full details on heat-saving and "painless" Silentite Windows.

I am planning to Build ☐ Remodel ☐

Name_____

Address_____

City_____ State_____

Division VIII—Tazetta or Poetaz

This division includes the tender polyanthus varieties that are very early in the South and forced for winter flowers in the North, such as Soleil d'Or, and Grand Monarque, the Paperwhite narcissus. These bunch-flowered narcissi are of medium height, with stiff stems. The later blooming tazetta hybrids are surprisingly varied as to color, form, and the number of flowers to a head. Laurens Koster is an old variety with white perianth and deep yellow cup. Glorious has a whiter, broader perianth, and a scarlet cup. Haemon and Orange Cup are yellow forms, the latter having more contrast between the cup (which is as orange as the name implies) and the petals—too much so to my way of thinking. Elvira and Aspasia are forms with larger flowers and fewer to a head. Aspasia has four or five flowers to a head, the cup being citron and the perianth white and of very fine substance. Similar, but with two flowers to a head, is Narcissus biflorus, an old and very late variety which we, in the South, call Twin Sisters, and value because it blooms with the tulips. Medusa is a distinct and unusual form with two large flowers to a head, and a bright red eye against a very white, broad perianth.

Division IX—Poeticus

The varieties of the poet's narcissus are well suited to the garden because of their good substance, and the decorative value of their bright red and yellow eyes against the pure white perianths. But there is little variety in them. After one has had the early N. ornatus and the late N. recurvus (Pheasant's Eye), which is one of the last daffodils to bloom, some large varieties such as Dante, Horace, or Sarchedon, with its very large perianth segments, and the small and exquisite Juliet, more would be a duplication. Even so, I should like to have them for their names, and that I might look forward every spring to the blossoming of Homer, Herrick, and Rupert Brooke.

Division X—Double Varieties

Most of the types represented in the above mentioned divisions have double varieties. Holland's Glory is a double Trumpet. Twink, Sulphur Phoenix, and Orange Phoenix are doubles of the Incomparabilis Division. Sulphur Phoenix is creamy white and late blooming and Orange Phoenix has white perianth segments, and orange center segments. Red Huzzar is a gay barri; the center petals of yellow edged with orange are in sharp contrast to the ivory-white outer

LIGHT CONDITIONING *makes it easier*

Protect Precious Eyesight with I·E·S Better Sight Lamps ... and Light Bulbs made by G-E

Busy all day ... and the sewing, ending and darning still to be done! ut no painful frown or eyestrain creases b this young mother of good looks ... ecause her chair and her home are light nditioned.

ght Conditioning simply means having e right amount and the right kind of ghting to make seeing easy for young eyes d old, at work or play.

egin to light condition *your* home and make l evening tasks easier ... with I.E.S. Better ght Lamps. They give you better light for wing, as well as for reading and games—soft, diffused light, conditioned to the eye needs of the whole family.

I. E. S. Better Sight Lamps will add new beauty and charm to your home, for they come in many lovely styles and models. For more information about them, as well as other helpful lighting suggestions, write for a copy of our new booklet, "Light Conditioning." General Electric Co., Department 166, Nela Park, Cleveland, Ohio.

SEEING IS BELIEVING

Ask to see this famous demonstration with the Light Meter, that measures the difference in light between good lamps and poor ones. And to be sure of full value, be sure that the lamp you buy bears this certification tag.

GENERAL ELECTRIC
MAZDA LAMPS

General Electric does not make I. E. S. Better Sight Lamps, but publishes this information in the interest of better sight.

IMPORTANT: To be sure that your I. E. S. Better Sight Lamps give you all the benefits of light conditioning: See that the bulbs in them are the right size and that they are marked G-E. Bulbs bearing this mark are brighter than ever this year—and they STAY BRIGHTER LONGER.

JUNE LANG, 20th Century-Fox star says: "Natural beauty methods are my first choice."

FIND A BEAUTIFUL COMPLEXION... *Lemonize!*

Restore your skin's normal healthy tone after cleansing

Your skin is fighting a battle all the time—trying to preserve its natural, slight acidity. All good soaps are neutral (neither alkaline nor acid) in cake or bar, yet they should release a slight amount of alkali in lather to cleanse effectively.

So you take a big step towards an alluringly soft and healthy skin when you Lemonize—use fresh lemon juice in one of these three ways:

Three Ways to Lemonize

1. Use a final complexion rinse of lemonized water—the juice of half a lemon to a bowlful.

2. Lemonize your massage ice. Freeze cubes from equal parts of water and fresh lemon juice.

3. Lemonize your face creams. Stir into the average two-ounce jar a teaspoonful of lemon juice.

Once you see how lemon softens and whitens your skin, you will wish to know the many uses of this natural cosmetic.

Free Beauty Booklet

The free booklet, "Lemons for Loveliness," fully discusses many vital beauty subjects: hair, skin, hands, teeth, bath, the figure. Mail coupon for your copy.

California Fruit Growers Exchange
Sec. 2110, Sunkist Building
Los Angeles, California

Please send FREE the booklet, *Lemons for Loveliness*, telling the many ways to use lemons for beauty.

Name_____

Street_____

City_____ State_____

Copr., 1937, California Fruit Growers Exchange

petals. Snow Sprite is a pure white leedsi. The jonquil group gives us the double N. campernelle, called Queen Anne's Jonquil. Cheerfulness is a tarzetta with several small, double white flowers to a head and N. albus plenus odoratus, the gardenia-flowered narcissus is a double poeticus. It is an old form and a good one, but it is not always found easy to grow.

Division XI—Various

These, some of the smaller members of the Triandrus and Jonquilla Divisions, and the small trumpets are usually considered rock garden material—not because they have any affinity for rocks, but because, being small and often of difficult culture, it is easier to see them, to attend to their especial needs, and to keep track of them, when they are segregated in separate spaces between rocks. N. bulbocodium, the hoop petticoat daffodil, is not difficult if it is given a hot sunny situation and a gravelly soil. It has an enormously wide crown and the petals are reduced to mere strips. It is a deep yellow like the jonquils, and has the same narrow foliage. The variety citrinus is very pale yellow, and the variety monophyllus, white. The crown of N. cyclamineus (whose hybrids form Division VI) is a long narrow cylinder, and the petals are bent back against the stem like those of a cyclamen. It requires a rather moist soil, and is difficult to grow. N. triandrus albus (Angels' Tears) is a similar and tiny form, very early and pure white. Like N. cyclamineus it is difficult to establish, but it is said to reseed if left undisturbed in a situation that is to its liking. One might go on indefinitely in this fascinating and varied division which includes N. juncifolius, the rush-leaved daffodil (from which the term jonquilla is said to be derived), and the rare autumnal daffodil, N. viridiflorus. However, anyone who has come thus far probably needs no further urging to try some of the many different kinds of daffodils that can bring so much loveliness to their gardens. And now, until frost shuts down upon us, is the time to get and plant them for spring bloom.

Do you want to bake delicious cakes?

Then why not use Arm & Hammer or Cow Brand Baking Soda with sour milk, or with sweet milk in combination with lemon juice, orange juice, vinegar or chocolate? These leavening combinations make cakes deliciously light and tender, keep them moist and fresh.

Arm & Hammer and Cow Brand Baking Soda—they are identical—have many helpful uses in the home as cleanser, sweetener and polisher for glassware, china and utensils.

New recipe book, "GOOD THINGS TO EAT," offers dozens of delicious new recipes, all approved by our Test Kitchen.

CHURCH & DWIGHT CO., INC.
10 Cedar St., New York, N. Y.

Please send me a free copy of your recipe book, "GOOD THINGS TO EAT," including household hints for using Arm & Hammer and Cow Brand Baking Soda. Also a set of COLORED BIRD CARDS.

Name_____

Street_____

City_____ State_____ W-9

(Please print your name and address)

Simple planting did it!

LOUISE PRICE BELL

BEING a home-minded family, we spent the first few years after our marriage in a dissatisfied state of restlessness. We wanted a home of our own, one that we could watch as it was built and then enjoy to the utmost. Instead, we were forced to live in rented houses and apartments! But during this "sentence," we were continually on the alert for any possibilities in the way of a suitable lot in a convenient location; all of our free time was spent in driving about the countryside, and we were immediately consumed with rapture at the sight of a placard reading "Open for Inspection." Our winter evenings were spent in studying house and garden plans and in drawing some of our own which were a composite of what we had seen, what we liked, and what we wanted in our home, if possible. Sometimes we wrestled with two or three layouts, trying to make them dovetail into the "perfect plan," only to find after days of scheming that we had neglected to leave any space for the stor-

The east, or sunroom, side of the house before and after it was softened and beautified by the use of flowering deciduous shrubs

age of the baby carriage, sewing machine, electric cleaner, or sun lamp—all necessary equipment.

So it went until, finally, after much contriving and rearranging we had the interior of our Dream House on paper just as we wanted it. There was space for everything and every space was the size and shape we wanted it to be. We had allowed room in the attic for a study where our musically inclined boys could toot to their hearts' content while we below prayed that most of their tootings would float outward and upward. We had invented a special kind of hinged stair-tread which would serve as an ideal storage space for roller- and ice-skates

Cook Cereals...Desserts...Sauces in this *Pure Glass* Double Boiler



OR YOU CAN USE BOTH PARTS SEPARATELY

•

And no "Pan Taste" when you cook acid fruits and vegetables in stainless glass

EVERYONE will envy you this Pyrex Double Boiler of glistening glass that cooks over the open flame!

This new Pyrex Flameware Double Boiler is really *three* utensils in one. The lower part of the 1½-quart size is an ideal deep saucepan of 2-quart capacity. Use it for boiling potatoes, cabbage . . . for making soups.

The upper part holds 1½ quarts. You'll find that chicken à la king, creamed eggs, asparagus and other delicate foods taste better when cooked in this clear glass.

WATCH IT BOIL

Used as a double boiler, it is perfect for preparing baby feedings. Grand for hollandaise sauce . . . 7-minute icing, boiled custards. You can *look through* the transparent glass and see that it doesn't boil dry. And it washes so easily—doesn't chip or dent or get shabby.

The quart size, $3.45. 1½-quart size, $3.95. Complete with cover. Bottoms may be purchased separately as saucepans.

A small flame design in the bottom of each Pyrex Brand Flameware dish identifies it. Look for the trademark and one-year replacement offer. Corning Glass Works, Corning, N. Y.

All this PYREX Ware for $4.50

The new No. 450 combination set of 10 Ovenware and Percolator pieces makes a marvelous gift.

Double-Duty Casserole (with Utility Cover)
Pie Plate
6 Custard Cups
Utility Dish
Percolator

4-Piece Flameware Set, $2.65

These sparkling dishes may be used right on top of the stove, in the oven, on the table and in the refrigerator. One-quart and 1½-quart saucepans and 7" frying pan with detachable chrome handle which fits all three pieces.

PYREX
T.M. REG. U.S. PAT. OFF.

OVENWARE - FLAMEWARE
FOR USE IN THE OVEN — FOR TOP-OF-STOVE USE

Visit these Stores and see

. . . actual Samples of Holmes TUXEDO Broadloom Rugs and Carpetings in Shades to Harmonize with your Pet Color Schemes.*

HOLMES

Fine Wilton Rugs

Adrian, Mich.—A. B. Park Co.
Akron, O.—M. O'Neil Co.
A. Polsky Co.
C. H. Yeager Co.
Albany, N. Y.—John B. Hauf, Inc.
John G. Myers Co.
G. C. Reardon, Inc.
Albert Lea, Minn.—Palace Fur. Co.
Aliquippa, Pa.—Pittsburgh Merc. Co.
Allentown, Pa.—C. A. Dorney Fur. Co.
Warren R. Hauser
Alliance, O.—Cope Fur. Co.
Altoona, Pa.—Wolf Fur. Co.
Anderson, Ind.—I. W. Lutz's Sons
Appleton, Wis.—Gloudemans-Gage Co.
Pettibone-Peabody Co.
Arkansas City, Kan.—Newman Co.
Ashland, Ky.—Parsons Faulkner Co.
Ashtabula, O.—John Ducro's Sons Co.
Auburn, N. Y.—H. R. Wait Co.
Aurora, Ill.—Biever Fur. Co.
Austin, Minn.—W. R. Earl Fur. Co.
Bartlesville, Okla.—BartlesvilleFur.Co.
Batavia, N. Y.—Max Pies
Battle Creek, Mich.—E. H. Clark Co.
Jury-Rowe Co.
Van Strien's Fac. Fur. Store
Beaver Dam, Wis.—Briese & Heilmann
Newton & Wenz Co.
Beaver Falls, Pa.—J. S. Gary
Bedford, Ind.—Schloot-Dougherty Co.
Bellaire, O.—The Home Co.
Bellingham, Wash.—Thiel & Welter, Inc.
Belvidere, Ill.—F. D. Johnson
Bethlehem, Pa.—Bush & Bull Corp.
Binghamton, N. Y.—Fowler, Dick & Walker
Hills, McLean & Haskins
Sisson Bros.-Welden Co.
Bloomington, Ill.—G. A. Ensenberger
Bluefield, W. Va.—Bluefield Fur. Co.
Boise, Idaho—Capital Fur. Co.
Boonville, Mo.—Goodman & Boller
Boston, Mass.—Jordan Marsh Co.
Paine Fur. Co.
John H. Pray & Sons
Bradford, Pa.—Ellison & Ellison
Park Fur. Store
Bridgeport, Conn.—D. M. Read Co.
Bristol, Conn.—C. Funk & Son
Brooklyn, N. Y.—Frederick Loeser Co.
Buffalo, N. Y.—J. N. Adam & Co.
Anthone Fur. Co.
E. W. Edwards & Son
Flint & Kent
Wm. Hengerer Co.
Hens & Kelly Co.
Laufer Fur. Co.
Burlington, Ia.—Wyman & Rand
Butler, Pa.—Reynolds Bros.
Cambridge, O.—Gillespie-McCulley
Canandaigua, N. Y.—Grant M. Kennedy & Son
Canton, O.—MacKenzie & Jones
Thurin Carpet Co.
Carbondale, Pa.—Geo. W. Berry
Cedar Rapids, Ia.—The Killian Co.
Prout Fur. Co.
Rosenbaum's Fur. Co.
Champaign, Ill.—F. K. Robeson
Charleroi, Pa.—C. L. Melenyzer
Charleston, Ill.—Miller Fur. Co.
Chattanooga, Tenn.—Clemons Bros.
Cincinnati, O.—Alms & Doepke Co.
Geo. F. Otte Co.
H. & S. Pogue Co.
Clarksburg, W. Va.—Parsons-Souders
Clearfield, Pa.—Leitzinger Bros.
Clear Lake, Ia.—Robert Williams Co.
Cleveland, O.—Fries & Schuele Co.
The Hubach Co.
Lake Fur. Co.
Wm. Taylor Son & Co.
Clinton, Ia.—The Paaske Shops
McKinley & Hummelgaard
Clintonville, Wis.—L. A. Heuer & Co.
Columbiana, O.—Miller Bros.
Columbus, O.—The Furniture House
F. G. & A. Howald
F. & R. Lazarus Co.
Wilson Floors Co.
Conneaut, O.—A. W. Pelton Co.
Connemaugh, Pa.—Gearhart & Helsel
Connersville, Ind.—Hackman-Heeb Co.
Corning, N. Y.—M. L. Allen & Son
Council Bluffs, Ia.—John Beno Co.
Council Grove, Kan.—Durland-Block
Crawfordsville, Ind.—Goodman's
Cumberland, Md.—B. Beneman & Sons
Millenson Fur. Co.
Dallas, Tex.—Sanger Bros.
Danville, Ill.—Daniels Fur. Co.
Danville, Va.—H. B. Sykes
Davenport, Ia.—Franc Fur. Co.
Iowa Fur. & Cpt. Co.
J. H. C. Petersen's Sons Co.
Dayton, O.—Elder & Johnston Co.
P. M. Harman Co.
S. H. Kirkjian
Rike-Kumler Co.
Decatur, Ill.—Beer Fur. Co.
Block & Kuhl Co.
Denver, Colo.—Denver Carpet Co.
Derby, Conn.—H. A. Heubisch
Des Moines, Ia.—Anderson Fur. Co.
Davidson Co.
Detroit, Mich.—Berry Rug Co.
C. A. Finsterwald Co.
R. M. Hansen
J. L. Hudson Co.
Dixon, Ill.—Frank H. Kreim
Donora, Pa.—Faller Co., Inc.
Du Bois, Pa.—Du Bois Fur. Co.
Dubuque, Ia.—Roehl-Phillips Fur. Co.
Duluth, Minn.—A. J. Lurye
Duluth Glass Block Store
East Liverpool, O.—Smith & Phillips
East Orange, N. J.—R. H. Muir, Inc.
Easton, Pa.—Bon Ton Co.
Bush & Bull Corp.
Ralph Bros. Fur. Co.
Eau Claire, Wis.—Wm. Samuelson Co.
Elgin, Ill.—Daniels & Clark
Elkhart, Ind.—Curtis Fur. Co.
Ziesel Bros. Co.
Ellwood City, Pa.—Art Wall Paper Co.
Elmira, N. Y.—Edgecomb's Fur. Corp.
Morrisons
Peterson's Fur. Store
Sheehan Dean & Co.
Emporia, Kan.—Crawford Fur. Co.
Erie, Pa.—Erie Dry Goods Co.
A. C. Probst Studio
Rishell-Friedman Co.
Trask, Prescott & Richardson
Escanaba, Mich.—Bonefeld Fur. Co.
Esterly, Pa.—John F. Lutz
Estherville, Ia.—Mahlum & Anderson
Evansville, Ind.—R. & G. Fur. Co.
Everett, Wash.—Erickson Fur. Co.
Fairmont, W. Va.—J. M. Hartley Co.
Fargo, N. D.—W. O. Olsen Fur. Co.
Farrell, Pa.—North Side Fur. Co.
Fergus Falls, Minn.—Olson Fur. Co.
Flint, Mich.—C. McDougal Co.
Florence, Ala.—T. M. & B. A. Rogers
Fond du Lac, Wis.—E. A. Sommerfeld
Ford City, Pa.—Thomas Flynn Co.
Fort Atkinson, Wis.—Bammel Fur. Co.
Fort Dodge, Ia.—Home Fur. Co.
Fort Wayne, Ind.—Earl Groth & Co.
Wm. Hahn & Co.
Wagoner Fur. Co.
Frankfort, Ind.—M. B. Thrasher Co.
Freedom, Pa.—Hartzel Fur. Co.
Freeport, Ill.—F. A. Read Co.
Fulton, N. Y.—J. R. Sullivan
Galesburg, Ill.—Galesburg Hsfg. Co.
Gary, Ind.—House of Muscat
Geneseo, Ill.—Hart R. Sweeney & Son
Geneva, N. Y.—Lynch Bros.
Goshen, Ind.—Smith-Clark Co.
Grand Rapids, Mich.—Vander Sys. Co.
Harris Sample Fur. Co.
Paul Steketee & Sons
Wurzburg Dry Goods Co.
Grand Rapids, Minn.—Geo. F. Kremer
Great Falls, Mont.—New York Store
E. B. Johnson & Co.
Green Bay, Wis.—Baum's Dept. Store
Masse's Window Shade Co.
Greensboro, N. C.—Huntley-Stockton-Hill Co.
Greensburg, Ind.—Dalmbert & Co.
Greensburg, Pa.—W. H. Maxwell
J. Kenneth Darling
Greenville, Mich.—Greenville Fur. Co.
Greenville, Pa.—Gibson Fur. Co.
Greenville, S. C.—Henley's
Grinnell, Ia.—Smith Fur. Co.
Grove City, Pa.—Shelley Bros.
Harrisburg, Pa.—Bowman & Co.
Hartford, Conn.—Flint-Bruce Co.
Samuel Donchian Rug Co.
G. Fox & Co.
Wm. H. Post Carpet Co.
Wise, Smith & Co.
Helena, Mont.—Herrmann & Co.
Henry, Ill.—J. Watercott Co.
Hiawatha, Kan.—H. O. Middlebrook
Honesdale, Pa.—Katz Bros.
Hornell, N. Y.—Babcock Fur. Co.
Howell, Mich.—Glen H. Beurmann
Huntington, W. Va.—Anderson Newcomb Co.
Fleeger-Withrow, Inc.
Hutchinson, Kan.—Graber Fur. Co.
Hutchinson, Minn.—Quast Fur. Store
Independence, Ia.—Heege's
Indianapolis, Ind.—Wm. H. Block Co.
Ironwood, Mich.—Ketola Fur. Co.
Ithaca, N. Y.—Rothschild Bros.
Jackson, Mich.—Bishop Outfitting Co.
Jacksonville, Ill.—Hopper & Hamm
Jamestown, N. Y.—Field & Wright Co.
Abrahamson-Bigelow Co.
Jamestown Sample Fur. Corp.
Janesville, Wis.—Cain-Ashcraft Co.
J. M. Bostwick & Sons
Jeannette, Pa.—Euwer & Co.
Frank Levin
Jefferson City, Mo.—Milo R. Walz
Johnson City, Tenn.—King's, Inc.
Johnstown, Pa.—Andrew Foster Est.
Joliet, Ill.—The Eagle
Frank E. Fitzgerald Fur. Co.
Kalamazoo, Mich.—J. R. Jones Co.
Ideal Floor Covering Co.
Kankakee, Ill.—The Chicago Store
Kansas City, Kan.—Glanville Fur. Co.
Kansas City, Mo.—Davidson Fur. Co.
Robt. Keith Fur. & Cpt. Co.
Keokuk, Ia.—Linquist Bros.
Kewanee, Ill.—Larson Fur. Co.
Kingston, N. Y.—Gregory & Co.
Kinston, N. C.—Oettinger Bros.
Kittanning, Pa.—L. H. Nevins & Co.
Knoxville, Ia.—Bybee & Davis
Knoxville, Tenn.—Miller's Dept. Store
King Mantel & Fur. Co.
La Crosse, Wis.—Tillman Bros.
La Fayette, Ind.—Reifers Fur. Co.
Lakeland, Fla.—Oates Fur. Co.
Lakeville, Minn.—L. N. Gephart
Lancaster, Pa.—Hager & Bro.
Watt & Shand
Westenberger, Maley & Myers
Lansford, Pa.—J. C. Bright Co.
Lansing, Mich.—F. N. Arbaugh Co.
Edington Rug Co.
The Jury-Rowe Co.
La Porte, Ind.—Fenker & Co.
Laredo, Tex.—Aug. C. Richter, Inc.
Lawrence, Kan.—A. D. Weaver
Lebanon, Pa.—Smith & Bowman
Leechburg, Pa.—Leechburg Fur. Co.
Le Mars, Ia.—L. E. Mauer
Leroy, N. Y.—Samuel B. Spiller
Lewistown, Pa.—D. C. Bowman
E. E. McMeen & Co.
Lincoln, Ill.—Avery & Comstock
Lincoln, Neb.—Hardy Fur. Co.
Lock Haven, Pa.—Smith & Winter
Lockport, N. Y.—Herco Fur. Co.
Louisville, Ky.—Stewart Dry Goods Co.
Hubbuch Bros. & Wellendorff
Lowell, Mass.—Robertson Co.
Lowellville, O.—A. M. Cunningham
Lynchburg, Va.—D. Moses & Co.
McCook, Neb.—G. J. Pade Fur. Co.
McDonald, Pa.—Mel S. Moorhead
McKeesport, Pa.—Chas. Bradford Co.
Economy Fur. Co.
Madison, Wis.—Frautschi's, Inc.
Pettersen's, Inc.
Manitowoc, Wis.—Henderson-Hoyt
Mankato, Minn.—Landkamer Bros.
Mansfield, O.—H. L. Reed Co.
Marietta, O.—Brothers Fur. Store
Marion, Ind.—Johnston Fur. Co.
Marion, Va.—Scott Fur. Co.
Marshalltown, Ia.—Boetteher Fur. Co.
Hamblin's Drap. Shop
The Mickel Fur. Store
Marshfield, Wis.—McCain-Johnson
Martins Ferry, O.—The Noble Co.
Mason City, Ia.—Mier Wolf & Sons
Mauston, Wis.—Ensch & Crandall Co.
Meadville, Pa.—J. H. Nunn Co.
Medina, N. Y.—H. LeBaron Hartt Co.
Memphis, Tenn.—Hancock House
Menominee, Mich.—Pfankuck Fur. Co.
Mercer, Pa.—Earl C. Miller
Merrill, Wis.—Livingston's
Miami, Fla.—Studio of Richard Plumer
Michigan City, Ind.—Carstens Bros.
Middletown, Conn.—J. H. Bunce Co.
Milford, Conn.—Wayside Fur. Shops
Milwaukee, Wis.—Brill Fur. Co.
T. A. Chapman Co.
Concord Fur. Co.
Albert A. Heuer Co.
Mayer-Hughes Co.
Mueller & Steinhafel
C. Niss & Sons
Paetow Bros. Co.
Ed. Schuster & Co.
Minneapolis, Minn.—Bolmgren Bros.
Boutell Bros.
Davis Mfg. Co.
The Dayton Co.
Mitchell, S. D.—Home Fur. Co.
Moline, Ill.—Block & Kuhl Co.
Furniture Galleries, Inc.
New York Store
Monaca, Pa.—Batchelor Bros.
Monmouth, Ill.—E. B. Colwell Co.
Monongahela, Pa.—Bebout & Yohe
Muncie, Ind.—Ball Stores
Muscatine, Ia.—The Glatstein Stores
Muskegon, Mich.—Fawley-Abbott Co.
Myerstown, Pa.—Isaac N. Bahney
Nashville, Tenn.—Sterchi Bros. Stores
Castner-Knott Dry Goods Co.
Nebraska City, Neb.—L. Wessel Co.
Neenah, Wis.—Jandrey Co.
Newark, N. J.—Hahne & Co.
Newark, O.—John J. Carroll Store
Newburgh, N. Y.—John Schoonmaker
Newcastle, Ind.—Johnston-Holloway
New Castle, Pa.—Emory Studio
General Floor Coverings Co.
Haney Fur. Co.
New Castle Dry Goods Co.
New Hampton, Ia.—Larkin & Knutson
New Haven, Conn.—H. M. Bullard
Edward Malley Co.
New Kensington, Pa.—Euwer Bros.
New London, Wis.—Cline & Learman
New Philadelphia, O.—Linn-Hert Co.
New York, N. Y.—Gimbel Bros.
B. Altman & Co.
Lord & Taylor
R. H. Macy & Co.
John Wanamaker
Niagara Falls, N. Y.—Arnson Fur. Co.
Cornell & Daggett
Jenss Bros.
Norfolk, Neb.—Ballantyne Fur. Co.
Norfolk, Va.—Wm. F. Smith Fur. Co.
Normal, Ill.—A. T. Jackson
North Warren, Pa.—Blomquist's
Oak Park, Ill.—Vrooman Cpt. Co.
Oelwein, Ia.—Hintz Bros.
Oil City, Pa.—Union Fur. Co.
Kohl & Tucker Studios
Welker & Maxwell Co.
Omaha, Neb.—Corte Corzine
Thos. Kilpatrick & Co.
Oneida, N. Y.—Browne-Davis, Inc.
Ontario, Ore.—Peterson Fur. Co.
Osage, Ia.—C. R. Champion & Sons
Oshkosh, Wis.—Henderson-Hoyt Co.
Oswego, N. Y.—Browne-Davis, Inc.
Ottumwa, Ia.—W. H. Cooper & Sons
Owosso, Mich.—D. M. Christian Co.
Paris, Ill.—Weberg's Fur. Store
Peoria, Ill.—Block & Kuhl Co.
Petersburg, Va.—McKenney Fur. Co.
Philadelphia, Pa.—Fritz & LaRue
Gimbel Bros.
Lit Brothers
McGinnity & Murta
Shuman Brothers
Strawbridge & Clothier
John Wanamaker
Wilf Brothers
Philipsburg, Pa.—Adelman & Ratowsky
Pittsburgh, Pa.—Boggs & Buhl
Campbells Home Furnish. Co.
Gimbel Bros.
Joseph Horne Co.
Kaufmans
McCreery & Co.
Rosenbaum Co.
Wayne Weil Co.
Pittsfield, Mass.—The Wallace Co.
Plymouth, Mass.—Mitchell-Thomas
Pocatello, Idaho—Standard Fur. Co.
Ponca City, Okla.—Broadie Fur. Co.
Portage, Wis.—Murrills & Taylor
Port Chester, N. Y.—Jos. Tunick & Sons
Portland, Ind.—Ketring Fur. Store
Portland, Me.—Walter Corey Co.
Portland, Ore.—Edwards Fur. Co.
Portsmouth, N. H.—Margesons
Portsmouth Fur. Co.
Pottsville, Pa.—Pomeroys, Inc.
Poughkeepsie, N. Y.—Luckey Platt
Pratt, Kan.—Law Fur. Co.
Princeton, Ill.—Larson Fur. House
Providence, R. I.—The Outlet Co.
The Shepard Co.
Punxsutawney, Pa.—Robinson Fur. Co.
Quincy, Ill.—Roy Bennett, Inc.
Racine, Wis.—Christensen D. G. Co.
Raleigh, N. C.—Smith-Clevick Fur. Co.
Reading, Pa.—Pomeroys, Inc.
C. K. Whitner Co.
Red Bank, N. J.—Sterling Fur. Shop
Rensselaer, Ind.—Wright Fur. Co.
Rhinelander, Wis.—Hildebrand Co.
Richmond, Ind.—Romey Fur. Co.
Richmond, Va.—Sydnor & Hundley
Rimersburg, Pa.—Clarion Fur. Co.
Rochester, N. Y.—Howe & Rogers Co.
Lauer Fur. Co.
McCurdy & Co.
Sibley Lindsay & Curr
Weis & Fisher Co.
Rochester, Pa.—Batchelor Bros.
Hartzell Fur. Co.
Rockford, Ill.—Blomquist Fur. Co.
Olson Fur. Co.
Rock Island, Ill.—Clemann & Salzmann
Rocky Mount, N. C.—Bullock Fur. Co.
Saginaw, Mich.—Art Sample Fur. Co.
Henry Feige & Son
Murphy & O'Hara
Wm. Wiechmann Co.
St. Cloud, Minn.—Frank Fandel Co.
St. Johns, Mich.—E. F. Boron
St. Joseph, Mo.—Townsend, Wyatt & Wall
St. Louis, Mo.—Lammert Fur. Co.
Henry C. Hartenback Cpt. Co.
Scruggs, Vandervoort, Barney
Stix, Baer & Fuller
St. Paul, Minn.—Dealers Fur. Co.
The Golden Rule
G. J. Seestedt & Co.
Salina, Kan.—The Stiefel Stores Co.
Salt Lake City, Utah—Western Co.
San Diego, Cal.—A. S. Mehagian
Sault Ste. Marie, Mich.—Williams Co.
Scranton, Pa.—Cleland Simpson Co.
Searcy, Ark.—Smith-Vaughn Mer. Co.
Seattle, Wash.—Schoenfelds
Sebring, O.—Coffman & Yothers
Seward, Neb.—Gass Fur. Co.
Shamokin, Pa.—Haupt's Dept. Store
Sharon, Pa.—Sharon Stores
Sheboygan, Wis.—Hills Brothers
John Ballhorn Fur. Store
Shelbyville, Ky.—Wadlington's Co.
Sioux City, Ia.—Anderson Fur. Co.
Sioux Falls, S. D.—Shriver-Johnson
South Bend, Ind.—Ellsworth Store
B. & S. Sandock
Shidler Bros.
Spencer, Ia.—Twetten Fur. Co.
Spokane, Wash.—Tull & Gibbs
Springfield, Ill.—A. Dirksen & Sons
Springfield, Mo.—Adams-Wilson Co.
J. L. Long & Sons
Springfield, O.—The Home Store
Steubenville, O.—May & Leopold
Albert Zink Co.
Stillwater, Okla.—W. R. Clift Fur. Co.
Streator, Ill.—B. & R. Fur. Co.
Sunbury, Pa.—W. H. Dunkelberger
Superior, Wis.—Rudolf's Fur. Store
Syracuse, N. Y.—Dey Brothers
Brown, Curtis & Brown
John J. Hand, Inc.
Tacoma, Wash.—Carman Mfg. Co.
Craig Fur. Co.
L. Schoenfeld & Sons
Tama, Ia.—Mason Fur. Co.
Tamaqua, Pa.—Seligman & Co.
Terre Haute, Ind.—The Root Store
Tipton, Ind.—Suite & Barrum
Titusville, Pa.—Shreve Interiors
Toledo, O.—Lamson Bros. Co.
Topeka, Kan.—Crosby Fur. Co.
Traer, Ia.—H. Boettcher & Sons Co.
Trenton, N. J.—J. B. Van Sciver
Troy, N. Y.—R. C. Reynolds
Tulsa, Okla.—Mayo Fur. Co.
Two Rivers, Wis.—Beduhn Fur. Co.
Tyler, Tex.—Home Fur. Co.
Uniontown, Pa.—Peoples Fur. Store
Wright-Metzler Co.
Urbana, O.—Fuller Studio Shop
Utica, N. Y.—Dawes & Judkins
Goodmans Home Furnishers
Robert Fraser, Inc.
Orson Van Dyke
Valparaiso, Ind.—C. E. McCormick Co
Verona, Pa.—E. N. Miller & Co.
Victoria, Tex.—A. & S. Levy Co.
Vincennes, Ind.—Schultheis & Sons
Vinton, Ia.—Fay W. Hite & Co.
Walla Walla, Wash.—Davis-Kaser Co.
Warren, O.—Oswald Rug Shop
Warren, Pa.—Metzger-Wright Co.
Washington, D. C.—The Hecht Co.
Woodward & Lothrop
Washington, N. J.—Ford Fur. Co.
Washington, Pa.—Caldwell Store
Sharp's Fur. Store
Waterloo, Ia.—Davidson Co.
Watertown, N. Y.—Frank A. Empsall
Watertown, S. D.—Davey Fur. Co.
Watertown, Wis.—Keck Fur. Co.
Waupun, Wis.—H. L. Beyers
Wausau, Wis.—E. J. Radandt Fur. Co.
Webster City, Ia.—Brin's Fur. Co.
West Bridgewater, Pa.—Cupps-Hoffman
Wheeling, W. Va.—Cooey-Bentz Co.
Stone & Thomas
Wichita, Kan.—Hellums Fur. Co.
Rorabaugh Dry Goods Co.
Wichita Falls, Tex.—North Texas Co.
Wilkes-Barre, Pa.—Isaac Long
Fowler, Dick & Walker
Wilkinsburg, Pa.—Faller Bros.
Williamsport, Pa.—Page Furniture Co.
L. L. Stearns & Sons
Wilmington, Del.—H. Feinberg
R. M. Hedger, Inc.
Wilson, N. C.—Thomas-Yelverton Co.
Windber, Pa.—Eureka Stores
Winona, Minn.—H. Choate & Co.
Wis. Rapids, Wis.—Wis. Rapids Fur. Co.
Woodstock, Ill.—Slavin & Merwin
Wooster, O.—Wm. Annat Co.
Worcester, Mass.—John C. MacInnes
C. T. Sherer Co.
Yakima, Wash.—Thomas & Price
York, Pa.—Gehley's Carpet House
Youngstown, O.—G. M. McKelvey
Alfred Hammer & Son
Stambaugh & Thompson
Strouse-Hirshberg Co.
Zanesville, O.—Regan-Weber Co.
H. Weber & Sons

*If your town is not listed, write, giving name of your favorite store. Address Archibald Holmes & Son, Philadelphia

TUXEDO BROADLOOM

...Measured and Cut to Fit Your Floors

You Can Buy New Tuxedo Patterns and Colorings at All Stores Listed on Opposite Page



LET THE DUTCH BOY

Help Pay Interest ON YOUR Mortgage!

Yes, economy is the Dutch Boy's middle name. For years, this thrifty little fellow has been helping home owners save their hard-earned money. To understand just how substantial these Dutch Boy savings can be, consider this actual experience:

The two owners of a double house—call them Mr. A and Mr. B—decided to repaint at the same time. Mr. B took his painter's advice and used Dutch Boy White-Lead on his half of the house. Penny-wise Mr. A made a slight saving by buying "cheap" paint.

But look at the sad end of his bargain—a bad case of cracking and scaling after only two years (see photograph). Now Mr. A has to pay $160.00 for burning and scraping off the scaling paint, applying a new priming coat, and repainting.

Meanwhile Mr. B is sitting pretty. The money that his neighbor is paying out because of "cheap" paint's failure is still in Mr. B's bank account—to help pay interest on his mortgage.

Furthermore, Mr. B's paint still has years of life ahead of it. And when repaint time finally does roll round, there will be no burning and scraping—and no new priming coat. Dutch Boy wears down by slow gradual chalking. This leaves a smooth, unbroken surface—an ideal foundation for new paint.

This is why the experienced and conscientious painter who is interested in giving you generous value for your money uses Dutch Boy White-Lead. He mixes it to meet the requirements of your particular job and then tints it to the exact color you ask for. No one knows paint like a painter.

If you prefer to pay for your painting by the month, take advantage of the Dutch Boy Easy Payment Plan. No down payment. Eighteen months to pay, in surprisingly small monthly installments. Check the coupon below for complete information. And regardless of whether you are interested in the plan, send in the coupon for a copy of the illustrated booklet, "The House We Live In". Tells how to buy a paint job, how to select the right color scheme, the right paint and the right painter. Address Department 247, in care of the nearest branch.



A—*This is Mr. A's side. His "cheap" paint is all through after two years. Now it's going to cost Mr. A $160 for burning off scaling paint, applying new priming coat and repainting.*

B—*This is Mr. B's side. His Dutch Boy job is exactly the same age as the "cheap" paint—but look at the difference! Dutch Boy will continue to protect its side for years to come.*

DUTCH BOY WHITE LEAD

GOOD PAINTS OTHER NAME

NATIONAL LEAD COMPANY, 111 Broadway, New York; 116 Oak St., Buffalo; 900 West 18th St., Chicago; 659 Freeman Ave., Cincinnati; 1213 West Third St., Cleveland; 722 Chestnut St., St. Louis; 2240 24th St., San Francisco; National-Boston Lead Co., 800 Albany St., Boston; National Lead & Oil Co. of Penna., 316 Fourth Ave., Pittsburgh; John T. Lewis & Bros. Co., Widener Bldg., Philadelphia.

NATIONAL LEAD COMPANY
Dept. 247 *(See list of branches at left)*

Please send me your free booklet, "The House We Live In", containing color scheme suggestions and practical advice on interior and exterior painting.

☐ Please include description of Dutch Boy Easy Payment Plan.

*Name*_____

*Street*_____

*City*_____ *State*_____

baseballs, rubbers, etc. and yet be inconspicuous because it would appear to be only the lowest stair-tread in the front hall. We had planned a huge closet directly off our own bedroom which could be used as a storage room, sewing room, and catchall, and still leave space to "swing a cat." To me, a sewing machine mars the artistic charm of a room—even a sewing room—so with this little sanctum, no one need see the instrument with whose help I turn out rompers, and such things. We were proud of the combination ironing board and snack-table in our kitchen; it was so designed that one could open the door to the folding contrivance and let down the ironing board, and then, if one wished to use it as snack-table, he simply opened up the two wings, theretofore folded underneath.

Then we marked time until we might start building upon a location which entirely suited us. As my husband's business was a permanent one in the suburbs where we lived, we had no qualms about building; we knew that, once built, our home would be ours for keeps. After careful looking and questioning, we selected a location which we were sure would remain as ideal as on the day we bought it. A blind street, just off the leading residential street of the town, it was flanked on one side by a large lot in which a local nurseryman raised dwarf evergreens, and on the other by the great outdoors—a wide open space sloping gradually up to a large wooded hill. None of this land would ever be used for residential purposes because of the soil composition the surface irregularity, and its position in relation to the hill. Here we were assured perfect ventilation and air circulation (no neighboring houses would crowd and stifle us) and, best of all, proximity to our dear friend Mother Nature, which seemed almost unbelievable in the limits of a township. The grounds of the local school which faced upon the residential street, extended back not far from the rear of our deep lot, so our youngsters could easily cut cross-lots to save time; thus we would be saved all worries about hurriedly eaten, undigested lunches.

The days when our Dream House was being built were exciting ones. Hardly a board was hammered in place but we knew how and when it was done, for we spent all spare time watching developments and marveling at the progress made each week, albeit we impatiently waited the time of its completion.

Then came the blow! As the house neared its anticipated completion, we began to be a bit worried about its external appearance. For the first time we realized that we had given so much

Photographs by the author

Before and after views of the front of the house. Dorothy Perkins roses that generally cover the doorway all summer happen to have been cut back before the "after" picture was taken

DISTINCTIVE *Old Colony* FURNITURE

THE pieces illustrated above are from the "Virginian" bedroom group of OLD COLONY pieces. This traditional design employs authentic brass willow pulls, splendid turnings, mouldings and ogee scroll feet on the chests.

OLD COLONY furniture has a quaint, distinctive character which you will always enjoy and which your guests will admire. OLD COLONY pieces are ever so practical and comfortable, too. They retain all of the charm and symmetry achieved by early American Craftsmen . . . and they add only the luxury and comfort of modern upholstering and easy-operating devices. OLD COLONY pieces are regularly available in Priscilla maple finish . . . a warm, mellow color which is secured by hand-blending of the finest obtainable materials. There's a splendid variety of OLD COLONY designs . . . suited to every room in the home. Most of the better furniture and department stores everywhere, show OLD COLONY groupings.

IN this 24 page booklet on OLD COLONY furniture are many suggestions for decorating your home attractively and comfortably. Simply send 10 cents (coin preferred) to department A - 10 Heywood-Wakefield Company, Gardner, Mass.

HEYWOOD-WAKEFIELD
GARDNER, MASSACHUSETTS
FINE FURNITURE SINCE 1826

It's PATTERNED HARDWOOD

See How It Can Give You Extra Value in

ROOM DECORATION

• Here's the lasting beauty of genuine hardwood flooring in a new, modern form. Now Patterned Hardwood Floors of Bruce Finished Blocks will give your rooms *extra* charm and distinction—help your decoration budget do a better job. For their natural beauty, their smart block design sets off furnishings to best advantage, enhances every phase of interior decoration.

Bruce Blocks (25 32" thick) are available in 21 grades of selected oak, maple, beech and walnut and in several shades of finish. They bring the distinguished effect of a parquet-type floor within the reach of modest budgets. Architects, decorators and owners, everywhere, are praising Bruce Blocks—the most important hardwood flooring improvement in many years.

COMPLETELY FINISHED, EASY TO INSTALL

To assure an enduring, uniform finish, Bruce Blocks are factory-finished, even to waxing and polishing. They are ready to use as soon as they are laid. Bruce Blocks are nailed in place like regular hardwood flooring—or can be laid in mastic over concrete. This adapts them for use over any type of subfloor or old floor.

Let Bruce, world's largest hardwood flooring maker, help you get the utmost for your decoration dollar. Use the coupon to get a *free* copy of "Patterned Hardwood Floors"—for lasting floor beauty and distinctive room decoration.

Bruce Blocks Are Sold By Reliable Lumber Dealers Everywhere

E. L. BRUCE CO.
Memphis, Tenn.

BRUCE FINISHED HARDWOOD BLOCKS

FREE LITERATURE

E. L. Bruce Co.
Box 397-B
Memphis, Tenn.

Please send me FREE literature on Patterned Hardwood Floors.

Name.....

Address.....

City.....State.....

THERE IS NO SUBSTITUTE FOR HARDWOOD FLOORS

thought to the interior, to the placing of baseplugs, location of cupboards, and type of hardware, that we had not thought much about the outside. That is where an architect would have been handy; he would have shown us all this. But with a limited budget, we felt we could not afford a master architect—and an unattractive exterior was the result. (Home planners, take notice!) The interior of our house was perfect from our point of view; there wasn't one thing we would have changed. But, approaching the house each night after dinner on our daily inspection tour, we were increasingly startled by the plain straight lines and the barren, stark look of the building.

"Perhaps, after all, we were wrong in not choosing a certain type of house and adhering to that style," I lamented. "It looks so cold and uninviting—just the opposite of what we want it to convey"—this last almost tearfully. And this was after all the outside work was done and the workmen were finishing up the inside details!

"I suppose a few shrubs will help . . . some," my husband comforted in a not too convincing tone, feeling—as he later confessed—that it would take more than "a few shrubs" to make our Dream House presentable. Assuredly, we must do *something*, and it seemed to us that, since the house was actually built, that "something" could only be accomplished by planting. Consequently, as soon as we were established in our home—just in time for a happy Christmas—we once more began to plan as industriously as we had for years past, only now our planning was concerned with the dressing up of our beloved, though barren, home. Evening after evening, long after the latest news bulletins came off the air, we pored over home planning magazines which included planting suggestions, and seed and nursery catalogs. There were also occasions in the daytime when we nearly ran our unpretentious car onto well-kept lawns, so engrossed were we in studying the surrounding plantings.

With a typical post-war budget to work with, we were forced to plan carefully and well, so we arranged all of our planting on paper first, which we feel is by far the best way to do. A row of Anthony Waterer spirea can be moved far more easily on paper than when in soil, and with much less family controversy!

We made just two purchases before our entire plant lay-out was completed. The first was of a white or silver maple tree (*Acer saccharinum*) which we planted a bit to the east of the center of the house and outside the public sidewalk. This tree, together with the hard maple west of the driveway—which was already of good size—would furnish just the right amount of shade on the front and south sides of our house. The second purchase was a pair of Dorothy Perkins rose bushes which were planted on either side of our front entrance at the base of the trellises. Aided by the entrance hood, these climbers would eventually form the rose-wreathed doorway which poets write about and to which, in all our plans, we referred with keen anticipation. (Unfortunately these ramblers, which made rapid and prolific growth, had been trimmed back just before the second of the two front view photographs was taken.)

Then came a long period of patient waiting for the time when all of our shrubbery and flowers would be in place. Thanks to the sentimental natures in our family, there were innumerable birthdays and anniversaries, holidays and other special days in which we found excuses (sometimes flimsy ones) for stretching our budget slightly and visiting the local nursery. Even so, it took four long years to accomplish the results shown in the accompanying illustrations; but they were years of real fun—each one more than its predecessor because the progress of the earlier plantings was surprising—so our friends told us. If true, this was due to the fact that we purchased from reliable growers, followed instructions as to planting, soil preparation, care, and watering, and mulched well in winter to guard against possible freeze-outs.

Beginning at the front door where our Dorothy Perkins gallantly sent up shoot after shoot covered with blush-pink blossoms, let's examine the planting which so changed the appearance of our little home. In front of the ramblers we planted Spirea vanhouttei to bloom before the roses and thereafter present a graceful display all through the summer. Also, they filled the space between the climbers and the ground, binding them together, so to speak. Another bush of this same variety was planted at the junction of living- and sun-rooms where an ugly "jog" almost screamed for something to hide its ungainliness.

At the right of the front door we placed a row of Hydrangea paniculata grandiflora (the kind that nurserymen call "Pee-gee") below the living room windows. In front of and close to the house under the sun-room windows where only a narrow planting was required, Spirea Anthony Waterer has outdone itself in furnishing annually continuous bloom all summer long right up to freezing weather. An old German gardener told us that we

[*Please turn to page 121*]

Andersen

WOOD CASEMENTS

satisfy your personal flair for

Maximum Light and Air . . . Yet Completely Weathertight

ANDERSEN Wood Casements have a classic simplicity of line that harmonizes with every style of interior decoration.

You can see this beauty of design in the radial bay pictured. How beautifully Andersen Casements combine with blinds and drapes. What an elegant background they make for furniture and living room accessories. You can also see how easily they give a room air and light.

What you can't see is their *weathertightness*. Andersen Wood Casements meet air-conditioning needs as the result of superior leakproof construction and spring bronze weatherstrips. Removable double glazing reduces heat loss one-half!

Andersen Casements open outward. Double glass and screen may be left in place the year around, or may be easily removed from the inside. Special inside control opens and closes the casement with the screen in place.

FREE!

A beautifully illustrated 16-page book on How To Achieve Window Beauty in Large or Small Homes.

AH107

Andersen Corporation
Bayport, Minnesota
Please send me your FREE book on *Window Beauty*, postpaid, at no obligation to me.

Name.....

Address.....

City..... *State*.....

☐ I am interested in building a home.
☐ I am interested in modernizing my home.

For your fall windows

(See article on page 29)



Look to your valances for new window interest. The one at the top comes in any length and many finishes. Poles available in wood or metal and wood. All from Kirsh



The curious looking device shown at the left is a curtain pleater from E. L. Mansure. We recommend these for practically any home

F. M. Demarest

Consider this metal festoon ring for a rather formal room, from Kirsh. It is also available in wood painted to fit in with your color scheme

Here are lots of window adornments. Try the ones you like best!



A decorative Venetian blind tape, right, from E. L. Mansure. In twenty new colors

If everything else has failed, you're sure to find what you want in the selections from H. L. Judd, illustrated below. Notice the gay little tie-back of wooden balls, and the simple crystal catalin festoon ring with its hardware attachment. The metal crane comes in blue, red, amber, and onyx



FOR RENT *for this winter*

AMERICAN HOME ABROAD

$888 for the season



An apartment with a 26,000 mile view

Nowhere on earth is there such a place. But that is exactly what makes it so thrilling!

The *house* is a Round the World President Liner...and the rent for your apartment includes not only your outside stateroom, closeby warm, sunny verandas and an outdoor swimming pool (and ample lounges), but also all your meals and a retinue of servants!

The view *begins* with New York's famed skyline, then shifts to Havana and the Panama Canal's exciting cities. Next you see California's Los Angeles and San Francisco, then Honolulu in Hawaii.

After Japan's Kobe, come China's Shanghai and Hongkong, the Philippines' Manila, Singapore and Penang in the Malay States ... Colombo, Bombay, Port Said, Suez, Alexandria, Naples, Genoa, Marseilles. 21 ports in 14 far-flung countries along the 26,000 mile *Sunshine Route!*

Round the World President Liners sail every other week from New York, Los Angeles and San Francisco. And you may sail from any one.

Take 104 days for the complete globe-circling trip on a single vessel (85 days if you prefer to cross America by train), or take up to two full years.

Stopover wherever you please, visit ashore or make sidetrips... continue on the next or another of these world's only regular world-cruising ships.

Whether you complete the circuit on a single President Liner or travel on several, fares are the same: from $888 First Class. And shore costs add little at present highly favorable rates of exchange.

Get all the details from your own Travel Agent now. Or write our nearest office.

Address 604 Fifth Ave., New York; Statler Bldg., Boston; 110 S. Dearborn St., Chicago; Union Trust Bldg., Cleveland; Union Guardian Bldg., Detroit; 159 Bay St., Toronto; 514 W. Sixth St., Los Angeles; 311 California St., San Francisco; or 760 Stuart Bldg., Seattle. (Offices in other principal cities.)

DOLLAR
Steamship Lines and
AMERICAN
Mail Line

NEW YORK-CALIFORNIA • CALIFORNIA-ORIENT
ROUND THE WORLD • SEATTLE-ORIENT

"We heard about Fairbanks-Morse automatic coal heat three years ago. We knew it cost less, but Jim said he didn't believe it could be clean and free from drudgery. Neither did I. So —we bought the type that burns expensive fuels, *without even investigating.* That was a big mistake.

"Our neighbors, the Winstons, were skeptical, too—but they *investigated* . . . and bought a Fairbanks-Morse Automatic Coal Burner. They have *every* labor-saving convenience that we have. They *never* shovel coal . . . *never* feed the fire . . . *never* bank it at night or start it in the morning. Their basement is as clean as ours, their fuel bills less, and their house is *more* comfortable."

Clean Automatic Heat does NOT mean expensive fuels

THIS FREE BOOK PROVES IT!

—*investigate*—it can save you many dollars. Remember, Fairbanks-Morse Automatic Coal Burners have been proved in thousands of homes. They are backed by one of America's oldest and finest engineering organizations. Get the facts before you let yourself in for expensive fuels. Mail the coupon now.

Complete range of sizes for domestic and commercial use—homes, apartment and public buildings, and factories.

FAIRBANKS-MORSE
Automatic Coal Burners

PRODUCTS FOR THE HOME: Conservador Refrigerators • Radios • Washers • Ironers • Air Conditioners • PRODUCTS FOR INDUSTRY: Diesels • Motors Pumps • Scales

Fairbanks, Morse & Co.
Stoker Division, Dept. 110, 900 S. Wabash Ave.
Chicago, Ill.
☐ Send me free copy of "Automatic Heat Without Cost Penalty." ☐ Make free checkup of my heating plant and show what an F-M Stoker will do for me. I am interested in ☐ Domestic ☐ Commercial Burner.

*Name*_____

*Address*_____

*City*_____ *State*_____

The spatter-work fern print

[*See page 41*]

DURING the 1937 spring flower show season in New York, much interest was aroused among flower lovers by several exhibitions, arranged by Mrs. Robert C. Hill, of the ancient and alluring art of spatter-work, an example of which is the lovely fern print on page 41. From deeply imbedded childhood memories of work done by a young aunt after a term at a "Seminary for the Daughters of Refined Gentlefolk," she had, the previous fall, revived the idea as a possible source of really personal Christmas cards. Immediately intrigued by its rich opportunities in that direction, she was led to carry it farther, to the extent, indeed, of seeing it develop into a full-fledged hobby that carried her into the museums, public libraries, antique shops, and storage warehouses of the city, and led to various unexpected and delightful discoveries about this long lost "polite accomplishment" of the eighteenth century.

"Very beautiful prints can be made with this finely stippled, shaded background, if intelligently done," says Mrs. Hill, and certainly the fern design bears her out. Furthermore and fortunately, as she points out, "spatter-work cannot be reproduced in quantity and therefore can never become commercial. Each print is unique; you will not be able to make two exactly alike."

While this particular artist tends to minimize the skill needed to make spatter-work prints, it is obvious that something of the divine touch of genius is needed in arranging flower subjects, even before beginning the mechanical task of spattering them with India ink from the bristles of an old toothbrush. For, as she says, "One must avoid the effect of a botanical specimen; it is the spirit, the gesture of the plant you wish to catch, not a map of it."

Perhaps that is all we can here attempt to convey as to the artistic technique. To explain a little more in detail the *modus operandi*, we cannot do better than again quote from Mrs. Hill, who, besides being able to create these lovely, decorative pictures, possesses the enviable ability to view and talk about the work with a delicious sense of humor. In an article published in the Bulletin of the Garden Club of America, she says, "For your first spatter you had better use a sheet of white blotting paper; cut a frame or guard from dark blotting paper, the rectangular opening being the size that you wish to use for your print.

"Place your subject in position, tucking any stem ends under the frame to keep them flat and the pin the frame solidly, with fine, short, steel, glass-headed pins, to the carton-board. This is to avoid any blur at the edge of your picture for the fine mist of the spatter permeates the most unforeseen crevices. A package of No. 10 sewing needles is very necessary for pinning the finest leaves and tendrils to the white paper. Drive them in firmly with a thimble, *upright* not slanting. Now you are all ready to spatter. Put on a pair of soft, old kid gloves or you will curse me for ruining your hands.

"The idea is to print the plant in silhouette on the white blotting paper with as fine a mist as possible. No, an atomizer will not do. It is far too liquid. The ink must be as dry as possible or it will blur and blot. Use only Chinese India ink, it can be got in bottles called "Higgins Waterproof Ink" which comes in many beautiful colors. Pour some into a small saucer so the brush can be evenly filled for it is a toothbrush you are to use; no other will do. A good even bristle, very stiff toothbrush it must be. The ten cent variety is far too flabby.

"For real comfort I use two pieces of wood a few inches long and two inches high, placed one on either side of the work on the dark blotting paper. On these I rest a ruler and my hands. A light-weight, sharp-edged, twelve-inch ruler is the best implement to use with your toothbrush for the actual Spattering; with these you play the fiddle lightly up and down over your work, Spattering as fancy dictates. It is better to go lightly over and over many times than to Spatter heavily at first. The most difficult part is to keep your toothbrush dry enough not to drip and yet wet enough to Spatter. Practice makes perfect. If, for instance your first print is to be of ferns (the easiest to print of all) see that each frond and pinna is pinned down at its tip. Pin frequently along the stem, and after your first group of ferns is in place tack other fronds slightly above and between the first layer. Spatter; then remove these last one or two ferns and spatter lightly again. This causes the first ones to recede delightfully. It is this shading that makes the charm of the Japanese type of print.

"Now your printing is done. Let it dry thoroughly and take out the pins and needles carefully, remove the blotting paper frame and admire your handiwork, noting carefully your errors!

"Spatter is winter work, but we can be on the lookout for pressable material all through our gardening year."

Gimco Insulation Provides

GREATER *Winter Comfort* PLUS

Fuel Savings Up to 50%

Gimco-insulated home of L. G. Rodgers Ferndale, Michigan

. . . COSTS AS LITTLE AS

23¢ a day

IN A HOME LIKE THIS!

This winter, why not enjoy the real comforts of Gimco insulation in *your* home? Without insulation *the largest part* of furnace heat escapes through walls and roof. By checking this loss Gimco keeps a more uniform temperature throughout the house . . . makes every room more cozy and warm. In addition it cuts fuel bills up to 50%. Gimco is a low cost investment that soon pays for itself . . . then pays extra dividends each year in comfort and economy.

Permanent "Wall-Thick" Protection

Gimco's efficiency is unsurpassed by any other building insulation. It affords *complete* protection as *only* a "wall-thick" insulation can! It is as permanent as the house . . . won't decay, pack down or dust out. Gimco is as fire-proof as the rock itself. It can be easily installed in *any* home, old or new, regardless of size or type of construction.

Gimco checks the sun's heat in summer . . . the furnace heat in winter.

Now Is The Time To Insulate!

Don't delay! Cold weather is coming. Now is the time to insulate *your home* with Gimco Rock Wool. The cost is surprisingly low, and if you wish, liberal terms as low as a few cents a day can be arranged. No down payment required! See your local dealer today.

Gimco
ROCK WOOL INSULATION
Made by the world's largest exclusive manufacturers of rock wool products.

MAIL COUPON FOR FREE BOOK NOW!

NEW BOOK entitled "Better Living" tells how *you* can enjoy greater comfort winter and summer.

GENERAL INSULATING & MFG. CO.
Dept. P, Alexandria, Indiana

Yes! Send me at once your Free Book entitled "Better Living."

Name_____

Address_____

Simple planting did it!

[Continued from page 118]

would enjoy this continuous blooming if we would cut the flowerheads off as soon as they faded; it was a fine suggestion and one which we have never failed to act on. Behind the Anthony Waterer hedge, at the corners of the house, Pride of Rochester deutzia won a place; this we have allowed to grow six and seven feet high to give a finished effect to that side of the house.

On the northeast side, where the sunroom projects from the main part of the house and forms an unattractive indentation, we filled in with Forsythia intermedia, Mockorange (Philadelphus) and flowering almonds. Behind these shrubs, a Hall's Japanese honeysuckle climbs gracefully up a trellis and throws out a fragrance that is distinctly pleasant when it is in bloom.

In the back yard we planted Crimson Ramblers on either side of the French doors leading into the dining room, surrounded a brick terrace with California privet, and planted Chinese elm, butterfly bush (Buddleia), and French pussy willow.

Returning to the front, on either side of the entrance walk, we made a triangular planting by combining three Japanese barberries (Berberis thunbergi) with one hydrangea in the center to give height. On the west side, in the narrow strip between driveway and house, more barberry holds forth, while under the kitchen window a Chaplin Pink Rambler helps brighten the morning cooking hours. The west side of the driveway boasts a straight row of sturdy iris extending from the street to the garage; a veritable picture at blooming time, it forms a vigorous and practical border planting throughout the season.

The east side of the garage, which forms part of the background of our much-lived-in back yard, is almost screened from view most of the summer by a Dr. Van Fleet climbing rose and quantities of gorgeous hollyhocks.

Our back yard is really an outdoor living room. The youngsters spend all of their waking hours there in the sand pile, on slide or swing, or just loafing; the entire family (and their friends) eat many meals there, and the birds have a glorious time in the bird houses which we built for them. It is separated from the flower cutting and vegetable gardens—of which we are extremely proud—by a trellis which extends from garage to property line with roses—Gardenia and Climbing American Beauty—climbing all over it.

Thus, by means of careful and discriminating planting, by reading garden magazines with careful interest, and following instruc-



Winter view of the backyard as it was at first. The school can be seen across the fields which present no traffic problem for the children. Below: The backyard (with a bit of the garage at left) after it was transformed into an outdoor living room

"HERE'S WHAT HAPPENED RIGHT ON OUR BLOCK

3 of Us Saved a Total of $126"

A NEIGHBORHOOD EXPERIENCE OF W. M. ELDER, KANSAS CITY, MISSOURI

"MY DEVOE DEALER SURE GAVE ME A GOOD TIP...THE 2-COAT SYSTEM SAVED ME $48, AND DID A GREAT PAINT JOB."

MY HOME, painted with the Devoe 2-Coat System. It looks brighter, whiter and more attractive than ever. We're proud of it!

FIRST ONE NEIGHBOR, then another, asked, "Where did you get that swell-looking paint job?"

3 RICHER MEN, who swear by Devoe's 2-Coat System. They know from their own experience about its good work and big savings.

DON'T PAINT BEFORE GETTING THE FACTS ABOUT DEVOE'S 2-COAT SYSTEM—SEND FOR FREE BOOK BELOW

ONE LOOK at a Devoe 2-Coat Paint job will show you it's the whitest paint you ever saw. Then ask about the cost. That's the surprise. For savings run as high as 50%.

That's because two different paints are used. The undercoat seals the pores in wood, or clings fast to the old paint surface. The top-coat protects against storm and sun—stays white. Together, they provide a finish that makes your home more beautiful—outlasts other paints by 2 to 1.

Get all the facts. Send for free booklet today. See your nearest Devoe Dealer. Usually his name is listed in your Classified Telephone Directory.

DEALERS: Devoe Franchises available in some cities. Responsible dealers are invited to write.

Employ a Reputable Painter — Specify Devoe

FREE BOOK MAIL THIS COUPON

This book answers your own paint problems. When to paint —What are best colors—How to cut costs—arrange financing. Send today.

AH-6

DEVOE & RAYNOLDS CO., INC.
1 West 47th St., New York, N. Y.
Send me your free book.

Name_____

Address_____

City_____ State_____

DEVOE House Paint THE NEW 2-COAT SYSTEM

DEVELOPED BY AMERICA'S OLDEST PAINT COMPANY_EST. 1754

"Insurance is like anything else" my boss said to me. "You only get what you pay for. So if you're going to buy insurance for your home do what I do—get the best. Buy it from an agent that represents good, strong stock insurance companies. He knows what you should have — and can afford — and he takes care of all the details. When you have your fire or accident he's right at your elbow — ready to take over your worries—ready to handle all the details of your claims and make sure they are settled fairly, squarely, quickly."

There's sound logic for you — straight from a business man that knows the true value of insurance. A man that has found out that insurance begins and ends with the agent. A man that speaks the mind of eighty per cent of all insurance buyers.

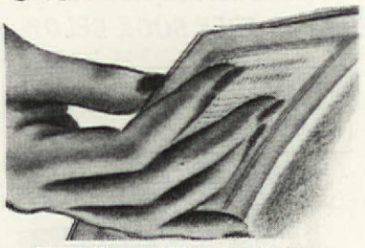

25,000 Men and Women to help you

When you buy insurance from The Employers' Group you get the services of a world wide organization. Ten thousand agents, hundreds of claim men, attorneys, doctors, engineers, inspectors. The Employers' Group — comprised of three sound stock companies, The Employers' Liability Assurance Corp. Ltd., the American Employers' Insurance Co. and The Employers' Fire Insurance Co.—sell practically all kinds of insurance except life, including fidelity and surety bonds.

The EMPLOYERS' GROUP

110 Milk Street, Boston, Mass.

THE EMPLOYERS' GROUP — THE SERVICE THAT SATISFIES

tions, we have, in four years, changed our simple little home from a surprised-looking structure of angular joints to an inviting, well-surrounded country home which radiates welcome and good cheer to passersby—just as we planned to have it do in the beginning. And, taking little credit to curselves but putting the credit where it is due, we must admit that nothing but simple and inexpensive (but carefully planned) planting did it!

Fall windows

[*Continued from page 32*]

space, and then use only one drapery on the outer edge of each window.

We end by saying that anything is possible if you look to your windows. You have to think and you have to study carefully the room you wish to change. Most important of all, you must use your ingenuity and imagination. But with everything from ball fringe to a thousand and one fabrics on the market, you have all the advantages in the world. And if ever the budget fails you, just get to work with your sewing box, some dye for a dull old fabric, and a headful of bright ideas.

Fern fronds in my garden

[*Continued from page 40*]

fern's leaves. Usually a frond is divided into segments called "pinnae," already mentioned in connection with the Christmas fern. Often these pinnae are subdivided into smaller segments, or "pinnules." The term "pinnate" means fronds once divided; "bi-pinnate" means fronds twice divided; and "tri-pinnate," fronds three times divided.

Ferns spread and increase by means of creeping rootstocks or are propagated from spores. Spores, which serve as the ferns' seeds, develop on what are known as "fertile" fronds. Sometimes these spore-bearing fronds are different in form and appearance from the ordinary "sterile" fronds; but in the case of Christmas fern, maidenhair spleenwort, marginal shield fern, common wood fern, and the male fern—the ferns we are discussing in this article—the fertile fronds look the same as the sterile fronds, except that they bear fruit dots or spores on the back.

The marginal shield fern or leather wood fern, which was mentioned before, is a sturdy, attractive plant. Its habit of growth — with the bi-pinnate, evergreen fronds circumjacent to the crown which projects an inch or so above the ground—makes it a plant to use where form and outline can be appreciated, as, for instance, in a violet bed. I have a quantity in my violet bed and when the blossoms have gone and the violet foliage begins to look a bit seedy, the marginal shield ferns still retain their sprightly upstanding foliage. In dense woods, this fern is a deep hunter's green, and although it does well where some sunlight reaches it, the color bleaches out to a lighter shade. It is most easily recognized by its spore cases or fruit dots; they are about the size of pin heads, and are exceedingly prominent, being borne conspicuously on the margins of the pinnules, that is, the divided segments of the pinnae.

I am very fond of the male fern. It grows in the form of an effective whorl like the marginal shield fern and, indeed, is rather similar to it. But the fruit dots are much smaller and placed differently on the pinnules. The male fern is *not* evergreen, but I use it in the same way as I use the marginal shield fern, that is, potted on the porch in summer, and indoors in winter, or among spring flowers where its lasting foliage will be appreciated in the late summer when the flower foliage dies down. It rises beautifully and gracefully from between rocks at the side of the pool or in the rock garden, and fits into spaces with the smaller rock garden plants.

The wood fern family is a most attractive group—one of the most attractive of all. It is also a large family, about whose names the botanists are always disagreeing. Many wood ferns are so similar that unless one is well steeped in fern lore one cannot perceive the differences. It is enough to know that the variety can be classed as a wood fern.

What is known as the common wood fern is an unbelievably lacy variety which some people recognize as the "fancy fern" of the florist. It will surprise some to learn that many of these are not grown by florists at all, but are collected and shipped by the thousand from their natural habitat. In cities, you will see them included in bouquets and corsages and scattered along banquet tables; you will notice them banked profusely in extravagantly decorated florists' windows and generously included in floral displays. It is an agreeable surprise to recognize this delightful fern growing simply and modestly under an ordinary pine tree or on a shaded slope. I still retain my little girl illusion that florists grow ferns and orchids, while amateur gardeners grow what the

[*Please turn to page 124*]

LEARN FROM A WET SPONGE... WHY YOU NEED *MOISTURE-SEALED* INSULATION

You know that a sponge, even though made of waterproof material, easily picks up and holds moisture and water. Be sure the insulation which you select will not act like a sponge within the walls of your house—for moisture ruins insulation efficiency.

Balsam-Wool is DOUBLE-SEALED . . . doubly guarded from condensing moisture by a waterproof covering. This covering also renders it windproof, and provides a positive means of application that prevents settling. And, of course, Balsam-Wool is highly fire-resistant and termite-treated. No wonder you get PERMANENT comfort and protection from Balsam-Wool!

GUARANTEED COMFORT FOR YOUR PRESENT HOME

You can insulate the attic of your present home with Balsam-Wool under a *money-back* guarantee of satisfaction. For fuel savings as high as 20% next winter, have the work done NOW. Application is quick and easy; cost is amazingly low. Mail the coupon!

DOUBLE-SEALED BALSAM-WOOL



WOOD CONVERSION COMPANY
Room 114, First National Bank Bldg.
St. Paul, Minnesota

Gentlemen: Please send me further details on Balsam-Wool DOUBLE-SEALED Insulation.

*Name*_____

*Address*_____

*City*_____ *State*_____

For fall entertaining

A real convenience is this new casserole-tray from Revere Copper & Brass, right. Use it for both baking and serving

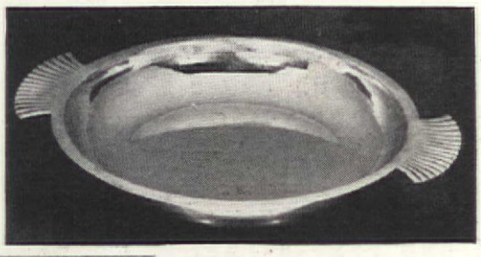



Try the electric chafing dish, left, for chicken à la king. From Chase Brass & Copper

Right an egg cooker from Proctor & Schwartz Co.

The electric roaster, below, will do combination cooking—Swartzbaugh Manufacturing Co.

You can make two waffles at once in this new waffle iron. It is from Manning Bowman Co.

You'll need the plate warmer, below left, for parties. Landers, Frary & Clark



The Silex coffee maker, below



Above, the automatic coffee robot is from S. W. Farber Inc.

Make a crisp bacon sandwich on this grill, General Electric Co.

Before you decide on your **AIR CONDITIONING** *see this new* **Janitrol**



ONLY Janitrol GIVES YOU THE OUTDOOR . . .

"WEATHER WATCHMAN"

◆ With the "Weather Watchman" you enjoy unvarying home comfort in any weather—no chill period when outdoor temperature drops—no overheating when outdoor temperature rises. Besides thermostatic control—this compensating system, actuated from a "sentry box" outside the house, regulates fuel flow to correspond with every outdoor temperature change. Eliminates too frequent "on and off" operation. Prevents indoor air from settling into hot and cold strata.

Ask your architect about the modern Janitrol Winter Air Conditioner which circulates clean, warm, filtered, humidified air under full automatic control throughout every room. See your gas company. Write for folder "New Life is in the Air." Surface Combustion Corporation, Toledo, Ohio.

Janitrol Made by **SURFACE COMBUSTION CORPORATION**

30 years' experience exclusively in the gas-heat field.

The beauty of the 18th century in

WALNUT

the preferred wood

THE art of the great 18th century designers lives on in the lovely Walnut furniture of today. Both in exact reproductions, and in forms re-created by eminent living designers to fit present-day homes and ways of life, this furniture reveals the gracious charm, the cushioned ease, the dignity and quiet elegance for which the age was celebrated.

Whether for living room or hall, bedroom, dining room or library, Walnut is an especially satisfying wood to live with. Its beauty of texture and figure is uniquely varied. Its coloring—whether in soft luminous browns or in mellow "blonde" finishes ranging from pale champagne to amber—is perfectly harmonious with any room treatment. And its superior union of strength and stability makes it enduring, economical, and easy to keep in fine condition.

NATIONAL FURNITURE WEEK
SEPTEMBER 24 to OCTOBER 10

Free! "WALNUT IN THE ART OF GRACIOUS LIVING"

Beautiful, practical homes are described in this decorator's manual written for the homeowner and illustrated in color. A copy is yours for the asking.

American Walnut Manufacturers Assn.
616 S. Michigan Ave., Chicago, Ill. AH-10

Gentlemen: Please send me your booklet "Walnut in the Art of Gracious Living."

Name.....

Address.....

City..... *State*.....

AMERICAN WALNUT

Fern fronds in my garden

[*Continued from page 122*]

florists scorn; therefore, I remember the pleasant shock I had when I realized that there were wood fern plants actually growing in the fern bank we had inherited from the former tenants of our house. Not only that—there were several varieties of wood fern!

The common wood fern is evergreen. The fronds are from one to three feet long (although the garden varieties do not seem to attain the maximum heights) and bi-pinnate or often tri-pinnate. They are excellent for indoor, as well as outdoor, culture, the plant as a whole growing in an attractive and uniform shape besides having delicately cut, lacy fronds, which lend themselves nicely to table and other decorations; I even use them with some kinds of flowers. I am very fond of placing a single rose with a wood fern frond in a prized sea-green bottle vase. The delicate pinnae of the fern show through the bottom of the bottle in a most effective manner.

Perhaps I was not quite accurate when I spoke of maidenhair spleenwort needing an alkaline, dry soil. It does well in almost any kind of soil, but it has done better for me in an alkaline soil than in acid locations. This little fern, which is pinnate with rounded pinnules borne on a dark, shiny stem, is found on rocky, shaded ledges. More than any other fern, it demands the shade. Consequently it does well in a terrarium or in a plain pot in the house. It seldom grows over eight or ten inches in height and it offers so much in return for a minimum amount of care that it is a good fern to cultivate.

There are many other ferns I might mention here, such as the interrupted fern and the cinnamon fern which surprise us by growing to the height of four, five, and even six feet; also strange, exotic ferns such as the maidenhair and the walking fern. But I have purposely tried to limit myself to the smaller ferns whose presence add beauty to the small garden. I have remembered the kinds which transplant easily, which grow without too much care, and, better still, which are not hard to find in the woods. Fortunately, few of our ferns—none of the ones I have mentioned—are so rare that they must be conserved to the degree of never being transplanted from their natural homes. But if you dig your ferns in the woods, do remember to take a trowel large enough to facilitate getting the roots; then keep the plants moist until you find time to plant them in their new homes, and try as nearly as you can to duplicate the manner in which they were found growing. Then, I am sure, you will enjoy this new hobby of growing ferns among your flowers and will find them an interesting and profitable (usually inexpensive) addition to your garden.

Beautiful Smooth Walls and Ceilings

WITH
RECESSED-EDGE SHEETROCK
THE FIREPROOF WALLBOARD
AND PERF-A-TAPE JOINT TREATMENT



Attic or basement space is quickly converted into attractive rooms this perfected low-cost way.

A Quick, Easy Way to Modernize, Remodel and Repair at Low Cost

■ Replace old cracked walls and ceilings throughout the house—turn attic and cellar waste space into attractive, livable rooms—this quick, inexpensive way! Patented Perf-A-Tape and Recessed-Edge Sheetrock* give you an *improved* type of wallboard construction—one that makes possible strongly reinforced joints which may be entirely concealed by painting, papering, texturing or any decoration you choose.

Recessed-Edge Sheetrock is made of gypsum; it does not burn or support combustion. It does not warp or buckle. It shuts out wind, making a tight, durable finish suited to the best type of home construction. Yet, with all its advantages, Recessed-Edge Sheetrock is not expensive. You can have strong, smooth walls and ceilings this easy, low-cost way. Ask your architect or contractor to specify USG Perf-A-Tape and Recessed-Edge Sheetrock construction.

FOR TEXTURING WALLS—USG TEX-TONE*—the Time-Tested, Proved Texturing Material

FOR PAINTED FINISHES—USG TEXO-LITE*—The New Principle Paint—More Coverage Per Quart—More Hiding Power Per Coat

Lumber dealers everywhere carry these famous USG products

*Registered Trade-Marks

FOR YOUR PROTECTION, USG PRODUCTS BEAR THIS TRADE-MARK IDENTIFICATION

UNITED STATES GYPSUM COMPANY
Dept. B-10, 300 W. Adams St., Chicago, Illinois

Please send me my free copy of the "Sheetrock Book" with information on Recessed-Edge Sheetrock and Perf-A-Tape.

Name .....

Address.....

City..... *State*.....

UNITED STATES GYPSUM COMPANY

The stubborn dozen

[*Continued from page 44*]

of the cleaning fluid has evaporated. Hard, vigorous rubbing should be avoided even if you are not working with inflammable cleaning preparations because too much friction wears and roughens any material.

Because of the danger of removing the dye along with the stain, it always remains a matter of judgment whether or not to attempt stain removal from colored materials with any treatment more drastic than soap and water cleansing. For the garments that you send to the cleaner, remember that he, too, can do a more efficient job, at less risk to your garments, if a note is attached to the article telling him that the stain is wine, ice cream or whatever you know it to be.

Why not paste the following table of treatments for stains in your laundry room for quick reference?

WAX—Carefully remove as much wax as possible without injuring the fabric; then press the remainder with a warm iron, placing a blotter above and below the spot. Then apply denatured alcohol. For colored wax it may be necessary to use a bleach. On white washable goods apply hydrogen peroxide and rinse thoroughly. On colored cottons, silks, woolens, rayon, or celanese it is always best first to try carefully in some inconspicuous part of the dress. It may be necessary to dilute the hydrogen peroxide with equal parts of luke warm water before proceeding.

MEDICINE stains that are fresh are washed out or soaked in cold water. If stain remains, soak in denatured alcohol. Household ammonia, rinsed out with clear water, and soaked in denatured alcohol is an effective remedy for iodine—especially when the hands are badly stained. To remove Argyrol apply salt and ammonia to stain while still fresh. Mercurochrome spilled on washable white materials should be boiled for five minutes or less in a one per cent solution of potassium permanganate, rinsed well, and immersed in a hot one per cent solution of oxalic acid. Rinse well.

ICE CREAM requires cool o

warm water and a grease solvent for its satisfactory removal. On white washable garments apply dissolved crystals of potassium permanganate for five minutes (one teaspoon crystals to a pint of water). Then apply hydrogen peroxide, plus a few drops of oxalic acid solution and rinse thoroughly. Or, apply a few drops of oxalic acid and follow with a few drops of chlorine bleach such as Javelle water or Chlorox and rinse quickly with warm water. INK (Blue or black writing fluid). 1. On white linen or cotton soak in milk or buttermilk, changing milk at intervals until stain disappears. 2. Colored cottons—dip stain in citric acid such as lemon juice. Sprinkle with salt and hold over the spout of a boiling tea kettle or place in the sunshine. Wash and rinse well. 3. Dyed woolens—moisten and apply French chalk or cornstarch. Let dry and brush off. Or, if traces of ink still remain use a chlorine bleach such as Javelle water. 4. On rugs (a) cover spot with table salt while still wet; (b) or saturate spot with three tablespoons baking soda to one quart lukewarm water. Use several clean cloths to mop it up. Do not leave it on dark rugs too long for it sometimes removes a little of the dye; (c) Many people prefer to wipe up the ink spots at once with clean cloths dipped in hot, mild soap suds before ink soaks in. GUM that adheres to anything—even hair—may nearly always be removed by applying egg white. Gasoline, carbon tetrachloride, or any good dry cleaning solvent will take gum out of a rug. If ice is held on the under side of the material, beneath the gum, the gum will crumble and can be brushed off. If the fabric will water spot, hold the ice in a thin piece of rubber (old bathing cap or balloon).

SHOE POLISH (dark) on washable fabrics should be rubbed well with lard before the usual soap and water washing. Shoe polish stains on white stockings may be treated with a half ounce of oxalic acid crystals (*poison*) dissolved in one pint water. Rinse out the solution and repeat until stains disappear; then wash thoroughly.

CHOCOLATE stains that are not removed at once with soap and water should be soaked in borax and cold water, then washed. If there still remains any of the stain, in white washable fabrics, bleach with hydrogen peroxide and rinse in cold water.

SINGE (or scorch) spots differ from stains because something has actually been taken from the material. Scorched cotton or linen should be placed immediately in the sunshine and left until the scorch disappears. Scorched wool

[*Please turn to next page*]

Blame your pots and pans

"The edges of my cakes, especially layer cakes are drier than I wish them."

A. HAZEL PRICE



F. M. Demarest

A FRIEND said to me, "I wish you would help me with layer cakes, and do tell me, is it my range, the oven, the oven control, the temperature, the recipe, the ingredients, or is it I?"

Her range was a splendid, new, modern, automatic range, and she said the gas company had adjusted it but she believed they hadn't done a good job. To please her I tested the oven with a test thermometer and found it to be perfect. I said, "Oh, lady, lady, you are all wrong, it is probably your pans—do let me see them." But she just knew it wasn't the fault of the pans.

I finally suggested a test—for seeing is believing! We made the batter for a two-layer cake, put exactly half of it in one of her pans and the other half in one of my nice bright aluminum pans, and placed them in the oven. We sat in front of the oven door, impatiently waiting for the twenty-five minutes to elapse to prove the point. When the door was at last opened, the cake baked in the aluminum pan was noticeably thicker than the one baked in the dark tin. Also the cake in the old tin was darker on the bottom than on the top; there was a hump in the middle, and there was a thick crust on the edge, while the cake in the aluminum pan was perfect.

My friend admitted that nothing but such a test would have ever convinced her, and that very day she purchased a set of new layer cake pans. Three pans at thirty cents each — ninety cents for the set! If they are given good care they will last a good share of her cake baking days.

YOU GET SO MUCH MORE THAN JUST *Beauty* WITH

CERTIGRADE RED CEDAR SHINGLES!

OF COURSE you expect beauty in your home, but there are so many other things you want too—lasting protection—effective insulation—enduring quality—economy. You can get them all so easily—so satisfactorily—by using Certigrade Red Cedar Shingles for roofs and side walls.

Deep-shadowed Certigrade Shingles give distinctive charm to practically all types of architecture. With their nature-made beauty is combined rugged durability that defies the elements—endurance that assures years of service with minimum upkeep.

The full economy of Certigrade Shingles is measured in low original cost and in their remarkably long life. They are high in natural insulation value, too. For the millions of minute air cells in every cubic inch of a Certigrade Red Cedar Shingle are amazingly efficient in keeping out summer heat and winter cold.

Ask a recognized lumber dealer, your architect, or contractor for details on Certigrade Red Cedar Shingles.

FREE: "A Portfolio of Certigrade Homes," showing how prominent architects use Certigrade Shingles to create charm and style. Write Red Cedar Shingle Bureau, Dept. B-1037, Seattle; *Canadian office,* Vancouver, B. C.

"I JUST DROPPED IN FOR CRISP, DELICIOUS SHREDDED WHEAT."

Don't rob yourself of the vital, energy-building food essentials in Shredded Wheat. Order a package today!

"THE BIG CHIEF SAYS HE'LL THROW IN THE WHOLE VILLAGE FOR A BOX OF SHREDDED WHEAT."

Trade those dull, sluggish days for action and alertness. Get the vital nourishment of 100% whole wheat.

"DID I HEAR SOMEONE SAY SHREDDED WHEAT AND PEACHES?"

Have you tried that championship flavor team—Shredded Wheat and peaches? It's a winner. Try it!

A Product of NATIONAL BISCUIT COMPANY, bakers of Ritz, Uneeda Biscuit and other famous varieties

The Seal of Perfect Baking

More Than a Billion Shredded Wheat Biscuits Sold Every Year

should be rubbed with the corrugated edge of a new coin. This will remove most of the burnt edges of the wool threads, but if the spot is still noticeable and the material will not withstand any more friction, hold the spot with the scorched side up over a small bowl filled with boiling water. Work the material back and forth over the edge of the bowl. The steam will raise the nap and the hard rim of the bowl acts as sort of buffer. When wool is scorched deeply enough to become a burn, it is practically impossible to remove traces except by the finest of darning or reweaving. Most cities have a specialty shop that does this work.

GREASE—The general rule for light grease spots on wash fabrics is warm water and soap. Or first rub a little lard on the spot, wash, and rinse well. For heavy grease, soak stains in turpentine and wash with soap in the usual way. Nonwashable materials should be sponged with a grease solvent such as gasoline, benzine, or carbon tetrachloride. Pure vinegar will sometimes remove grease spots from wool. Grease spots on rugs may be saturated with carbon tetrachloride, then stroked gently and dried well with a clean cloth. Do not use in a room where there is an open flame. Clean blotting paper placed over the grease spot and covered with a hot iron will help absorb the grease. If dust has settled on the spot, sponge first with a cleaning fluid, then apply the blotter and hot iron.

COFFEE stains should be sponged in cold water as soon as possible. Stains that remain on cotton or linen after washing with soap and water should be soaked in boiling water or have boiling water poured through the stains from a height of two or three feet. If brown spot still persists use a chlorine bleach such as Chlorox or Javelle water, and rinse with clear water.

EGG stains should be soaked in cold water (sponged immediately if possible) because hot water would cook the egg. Then if material is washable, wash in fairly hot water and soap. If material is not washable, sponge with carbon tetrachloride and rinse well.

POISE AND CHARM THROUGH
BETTER SPEECH

The person who speaks well radiates poise and charm! • Jane Manner can help you to speak correctly, effectively and interestingly. In her New York and Hollywood studios she has taught stage, screen and radio stars, as well as men and women in all walks of life. Now this helpful, personal instruction is available in 12 fascinating home-study booklets. Send only $1 for the first lesson, and start improving your speech and your chances for success!

JANE MANNER SPEECH STUDIO
STEINWAY HALL, NEW YORK CITY

For enclosed $1 please send the first lesson of your Better Speech Home-study Course.

Name .....

Address .....

26-Piece Set MANCHESTER Sterling Silver for only $58.25

Just think . . . a set for six people in beautiful Sterling silver produced by Manchester master craftsmen!

SEE this set at leading department and jewelry stores. 34 piece sets (service for 8) — $64.75. Also services for all requirements up to 175 pieces. Individual pieces also in all patterns. All sets in anti-tarnish flannel rolls. If your dealer cannot supply you, write direct for prices and pictures.

Manchester Silver Company
Providence • Rhode Island

Right from our own kitchen

We hear from our readers

DEAR SIRS:
Will you be kind enough to give me a suggestion for refreshments for a large come-and-go tea? I expect to have a hundred guests call during the afternoon, and would like something really nice for refreshments. I'd like sandwiches, a sweet, and a drink.

Very sincerely,
MRS. R. C. C.

For your large come-and-go tea nothing could be more appropriate than tiny sandwiches, not too filling; small cakes, prettily decorated; and tea—coffee, too, if you wish. Emphasis should be on daintiness; the substantial meal of the day has either preceded or will soon follow.

For the sandwiches, why don't you try one of the savory butters? Stir into thoroughly creamed butter sufficient amount of any of the following ingredients to produce the desired color and flavor: anchovy paste, chopped parsley, watercress, pimientoes, green pepper, mint leaves, or prepared horseradish. Crab meat, chicken, or lobster, minced and mixed with ground English walnuts are good fillings, too. And just for fun, try shopping around for some of the grand new prepared meat pastes on the market now. They're worth investigating.

For the sweets of the tea, make up tiny little sponge cakes and frost them in different colors to blend with the table decorations. A bouquet of fresh autumn flowers suggests pale yellow, orange, and dusky chocolates for little cakes. But do keep the frostings delicate in color; pastels rather than harsh colors. But if you want to decorate your little cakes with fancy designs, you'll like the new cake decorator by the Aluminum Goods Manufacturing Company. It will come in handy later on, too, when you want to please guests at a children's party.

* * *

Dear sirs:
Will you please give me a suitable menu for a Sunday night buffet supper? I am entertaining four couples.

Sincerely yours,
MRS. L. L. M.

Why not have escalloped oysters? They're in season now and nearly everyone likes them. With this serve a salad bowl of mixed, crisp greens. Combine lettuce, endive, watercress—or other greens on the market. Toss them together lightly with French dressing. Piping hot corn meal muffins are worthy of a place on this menu, too, as well as pickled grapefruit sections now being packed by the Florida Fruit Canners Corp. For



Hawaiian Pineapple Co., Ltd., also packers of "Dole Pineapple Gems," Sliced, Crushed, Tidbits, and the new "Royal Spears." Honolulu, Hawaii, U.S.A.—Sales Offices: San Francisco

© 1937, H. P. Co., Ltd.

DANIEL LOW & CO.

OVER 2000 UNUSUAL XMAS GIFTS

free book

THIS year—avoid the Christmas rush, the same old" stereotyped gifts! Daniel Low's 70 years' experience as America's Oldest Mail Order Gift House assures you a wide selection of smart, *distinctive* gifts, reasonably priced from $1 up. We've spent all year gathering them from all over the world for you. Full satisfaction or money back. Two books—120 pages — sent free. Mail coupon for them today.

Gifts Men Enjoy
Accessories for Her
Home Decorations
Smart Gifts in Leather
Watches
Diamonds
Silverware
Novelties
Greeting Cards and Wrappings

DANIEL LOW & COMPANY
America's Oldest Mail Order Gift House
110 Essex St., Salem, Mass.
Please send me your FREE books of gifts.

Name .....

Address .....

City ..... State .....

dessert may we suggest the ever popular lemon chiffon pie and of course coffee?

* * *

Dear sirs:

May I offer what I believe to be constructive criticism with regard to recipes published in THE AMERICAN HOME?

The pages in the August issue devoted to "Ring Around a Salad" and "Hot Breads to Accompany Summer Fruits and Berries" look delectable, but we have no idea how many servings these recipes will make.

Would it be possible to include the number which the recipes will serve in the squares along with the recipes? It seems to me to be very essential to know whether you are preparing a recipe for two or twelve persons. Perhaps I have overlooked this information somewhere in the magazine but I think it would be so helpful to have it right along with the recipe so that the squares might be cut out and preserved, giving not only the recipe but a picture of the result and the number it will serve.

Very truly yours,
JANE MCGERVEY,
Kansas City, Missouri.

We like your suggestion and we faithfully promise that from now on we'll give the number of servings whenever possible. In fact you'll notice that in this very issue (page 48, Meat On Your Budget) we give that information. We want to do everything possible to make the recipes more usable.

Collecting lion glass

[*Continued from page 21*]

Why the designer made it so is a complete mystery to this day.

I was especially happy when I found the first of my twelve bread plates in a northern Michigan village. This is a very handsome, heavy type of plate with two handles and a frosted center bearing in intaglio a single defiant lion in a tropical setting. The cabled border contains the line, "Give Us This Day Our Daily Bread," which is placed on an etched background.

In an out-of-the-way shop in the mountains of New York I found my first oval platter. It has a frosted center containing an intaglio group consisting of a lion guarding a wounded lioness and her cub, surrounded by a wide plain border edged with the cable. Its handles are frosted lions. Both the oval and the round plates are very scarce and beautiful.

In the same unexpected fashion I discovered the cheese dish, and just in the nick of time, for in another few hours it would have gone into the hands of an Eastern collector. It has a cable-edged plate about eight inches across, containing a large rampant lion in intaglio. The lid fits closely to the edge of the plate and is clear glass except for a rampant lion

WHATEVER your field of interest, whatever your occupation, you will find the new Merriam-Webster the greatest of all question-answerers. If you are a doctor, a lawyer, or a business man; student, teacher, or minister, you will quickly learn to depend on it for practical information that will help you in your daily work. And if, regardless of your present employment, you want to broaden your mental horizon, you will find the New Merriam-Webster the most useful equipment for self-education ever created.

HOW can one book be a universal source of information—the "Supreme Authority" in everybody's world? The answer is in the unprecedented plan of the book, the unequalled authority of its editorial organization, the vast amount of money spent in its making.

The New Merriam-Webster was planned to meet a new high standard of universal usefulness—to supply the key to every science, every art, every branch of man's thought and activity. Never before has any book covered so many subjects.

To make this possible, the publishers brought together the greatest organization of editors ever created. Leaders in every field were selected to prepare material. 207 of the world's foremost experts formed the staff of Special Editors. Every one of 600,000 entries was prepared or approved by an editor eminently qualified to guarantee its correctness. The New Merriam-Webster embodies the highest scholarship in America.

No cost was spared to insure the three cardinal Merriam-Webster virtues: Accuracy, Clearness, Comprehensiveness. This epochal book cost $1,300,000 before a single copy was printed.

Satisfy YOUR NEEDS From This Vast Store of Information

3,350 pages; 600,000 entries — 122,000 more than any other dictionary; thousands of encyclopedic articles in the fields of astronomy, physics, sociology, medicine, etc.; 200 valuable tables of geological periods, elements, battles, etc.; a geographical dictionary with 35,000 entries; a biographical section with 13,000 entries; 12,000 terms illustrated with pictures; magnificent plates in color and half tone. If the type matter in the New Merriam-Webster were set in the style of the ordinary encyclopedia, it would fill many large volumes. It offers, by far, the greatest amount of information per dollar of cost in the whole world of books.

WEBSTER'S NEW INTERNATIONAL DICTIONARY · Second Edition

Only the Genuine Merriam-Webster Is The "Supreme Authority"

in schools, courts, libraries, offices, and homes of America. Only the Merriam-Webster gives you the fruit of a century of growth and improvement. Only the Merriam-Webster is a *new creation* built to meet fully the needs of today. The Merriam-Webster is identified by the circular trade-mark on the cover. Insist on it and get *real value* for your money.

SEE IT AT YOUR BOOKDEALER'S
MAIL COUPON FOR FREE BOOKLET

G. & C. MERRIAM CO., Dept. 818, Springfield, Mass.

Please send me without cost or obligation your illustrated booklet describing Webster's New International Dictionary, Second Edition—"The New Merriam-Webster: What It Will Do For You."

Name .....

Address .....

City ..... State .....

READ IN COMFORT

Holds any size book or magazine comfortably in *bed* or *chair*. No eye or body strain. Ideal for readers, invalids, students. *Guaranteed*. Green, brown, ivory. Only $3.50, with lamp $6. Dept. and book stores or order direct. Ponten Mfg. Co., 1402 West 5th St., Berkeley, California.

PONTEN READING STAND

CHRISTMAS MONEY

UP TO 100% PROFIT selling Christmas Cards. Full or spare time. No experience needed. Big values make easy sales. 25 Folder Box Assortments only $1. As few as 12 cards name imprinted. Wonderful selections. Also Everyday, Shut-In, Birthday and Gift Wrapping Assortments. Extra cash bonuses. Salable Assortments sent on approval to those who act quick. *Send name and get yours at once.*

25 CARD BOXES $1

MIDGET CARD SHOP, Dept. 732-K, Harrisburg, Pa

and Get FINER RUGS

1 Modern, seamless Broadloom rugs woven REVERSIBLE for *double wear* and *luxury*.

2 Deep textured, firmly woven, *richer looking* rugs.

3 66 colorful EARLY AMERICAN, *Oriental, Texture* designs, *Solid colors, Mixtures*.

4 ANY SPECIAL SIZE wanted.

FREE Book in Color TELLS HOW!

Write for fascinating book—66 pages of beautiful Olson Rugs in model rooms. Tells how to get the rugs you long for at ***a saving of 35 to 50 cents on every dollar.*** Describes how we merge and reclaim good wools in all kinds of old rugs, carpets, clothing, etc.—sterilize, shred, picker, card, bleach—then redye, respin and weave into new two-sided rugs. Orders filled in week.

We Pay Express or Freight from any state. You risk nothing by a trial. If not delighted we pay for your materials. Our 63rd year. Beware agents. Order from factory.

MAIL COUPON or 1c POSTAL

OLSON RUG COMPANY

Chicago New York Frisco

15 W. 34th at 5th Ave.

Dep't B-34, New York, N. Y.

Gentlemen: Mail new free catalog to:

© 1937 ORC

Name.....

Address.....

Town..... *State*.....

handle resting on a frosted center.

It was some time before I located my first goblet, and of course one never finds them in half dozens. It is about eight inches high, with a plain bowl on a slender frosted standard having three projecting lion heads. It is one of the handsomest of goblets and now brings about the same price as the old English cotton stem glasses. The water pitcher is of ample size, the lower half of the bowl being frosted. It has an applied taffy handle.

The butter dish consists of a clear bowl mounted on a collar base and a cable-edged cover with a crouching lion handle. The sugar bowl is of the same pattern but taller and narrower. The creamer with taffy handle, the spoon holder, and the sauce dishes are also collared pieces.

The celery dish and marmalade jar are attractive table pieces, the former in design like the goblet but much larger and having a cable-edged bowl. The latter piece is cylindrical, with a deep frosted border at the base and a frosted cover having a crouching lion handle.

My greatest thrill came when I found the salt shakers. Wherever I had gone, no dealer had ever seen or heard of them, and the only ones I knew in existence were a pair owned by a woman collector in New York City. One day I received a letter from a little old lady in central Michigan telling me she knew where there were two salt shakers, and wouldn't I come at once? I was skeptical, but I found she really knew. With much pride she announced that they were at that very minute in an old cupboard not three blocks away. She was right. There they were, lying carelessly on edge and crowded in with ignoble company. To make a long story short, I became the owner of those precious salt shakers. At last I had found a treasure. In appearance they are almost identical with the oval compotes, with the exception that they have a cable edge and no cover. They are just three and a quarter inches in length, two and a half inches in width, and two and a quarter inches in height.

I am still looking for the wines, but I have at least seen one. Several years ago, while attending the opening of a glass show in Detroit, I found one. It was not over three inches in height and just like the goblet in shape and design. Never dreaming that anyone would come along and pay the price asked, I walked away to think it over. In a few minutes, having made my decision, I returned, only to find the treasure sold. But perhaps, like Jason in pursuit of the Golden Fleece, I may still possess them.

Sidewalls of "BRICK"
NAILED ON IN STRIPS
never require paint

HERE is a product that insulates as it beautifies—for new homes or old homes. And, from start to finish, here is real *economy*.

Eternit Brick-Type Siding* reproduces faithfully the ever-popular rough, "wire-cut" brick—in a choice of red-tone or buff—with deeply recessed "mortar joints" of dark grey. The effect is one of cleanness and neatness.

The economy story is threefold. First, a long-lived material—Asbestos-cement—which wears like rock, because it is rock. Second, a big saving in application costs, because it's *nailed on in strips,* three 'bricks' at a time. Third, maintenance costs at an absolute minimum—no paint or stain will ever be required. Eternit Brick-Type Siding is rot-proof, fire-proof, vermin-proof.

You can use this attractive material to transform a paint-starved or stucco-peeled frame building into one of lasting beauty. If you apply the new material right over old sidewalls, you also gain greatly in insulating value.

Let us tell you more about this and other Ruberoid Products which increase property values, while saving paint, fuel and repair bills. Use the coupon below to secure illustrated literature.

and for **ROOFS**

Ruberoid offers a wide choice of Asphalt or Asbestos-cement Shingles—in many attractive styles, colors, textures, weights. Mail in the coupon below.

* Pat. Nos. 1,688,405 and 1,770,599

RU-BER-OID

ROOFING AND BUILDING PRODUCTS

FREE BUILDING BOOKLET

A. H. 10-37

The RUBEROID Co.
500 Fifth Avenue, New York, N. Y.

☐ I am planning to build.
☐ I am interested in modernization.

Please send your free booklet and full facts about the products checked.

☐ Asbestos-Cement Shingles
☐ Asphalt Shingles and Roofings
☐ Asbestos-Cement Sidings
☐ Rock Wool Insulation
☐ 'Newtile' for bath and kitchen walls
☐ Safe-n-Dry Sheathing Paper

Name.....

Address.....

City..... *State*.....

Little trees for little places

[*Continued from page 92*]

However, when the gardener gets the dwarf fruit tree virus in his (or her) veins, no real satisfaction can be had until the espalier method is used. This might roughly be described as spreading the tree out over its support area fanwise. As in the case of cordons, one main stem is allowed to grow upright to whatever height is desirable, then side branches are allowed to form. The whole secret of success is in the constant and continual pruning needed to encourage an open growth according to the pattern desired and to cause an abundance of fruit buds to be formed.

This pruning is best done whenever necessary by merely pinching back the tips of the shoots. Time and energy is thereby saved as against the usual orchard practice of pruning lightly some years and severely others.

A good many years ago, an old gardener gave me a formula to follow that takes the guesswork out of the thing for the beginner and insures definite progress. The main stem or top must be cut back somewhat each year in order to keep it in hand and to thicken it, as is done in pruning the main stems of grapes.

Side shoots are continually starting and must consistently be pinched back. Let them go in the spring until they have formed six buds each, then cut back to three. They will try it again, and when they have made five more buds cut these back to two. If they make a third attempt and develop three or four more buds, cut these back to one. That, usually, will end the attempt of a side-shoot to grow in one season; if it persists in growing, pinch it back promptly. This summer snipping-back encourages the formation of fruit spurs all along the arms of the espaliers and the stems of the cordons.

Now, something must be said about the behavior of dwarf fruits in this country. I have observed them at close range in three different gardening climates in the United States and am of the opinion that apples and pears are the only ones that can be depended upon for any permanent results. Even with the comparatively mild winters in the vicinity of St. Louis and Philadelphia peaches make indifferent response although they will usually survive until some fruit has been produced. Cherries are in a class with peaches as a rule, although I had good results with Japanese imported stock in Des Moines, Iowa. Even in the orchard peaches are

"OH BOY! NO MORE WORMS"

• **Worm your dog safely** with Sergeant's Worm Medicines. There's a *kind* for the different types of worms, for different *size* dogs. For pups and dogs weighing over 10 pounds, use SERGEANT'S SURE SHOT CAPSULES to remove roundworms and hookworms. For small pups and toy breeds, use SERGEANT'S PUPPY CAPSULES. For tapeworms, use SERGEANT'S TAPEWORM MEDICINE. These are products from the famous line of Sergeant's Dog Medicines. Sold by drug and pet stores. FREE ADVICE. Our veterinarian will answer questions about your dog's health. Write fully.

Free Dog Book. Ask your dealer or write for your free copy of Sergeant's famous book on the care of dogs.

POLK MILLER PRODUCTS CORPORATION
1846 W. Broad Street • Richmond, Virginia

Sergeant's
WORM MEDICINES
ASK FOR FREE DOG BOOK

How Are Your Recipes?

Is there a Menu Maker in your home? Are you filing The American Home recipes for handy, constant use? The Menu Maker is a steel cabinet, provided with divider cards and cellophane envelopes, in which to file for ready reference the recipes appearing each month in The American Home.

It comes in five colors—red, green, yellow, blue, and black. It's only $1.00 (west of the Mississippi $1.25). Money back guaranteed if you are not entirely satisfied.

THE AMERICAN HOME
251 Fourth Avenue
New York City

New Beauty



GARDNER
RADIATOR ENCLOSURES

CUSTOM-BUILT TO BEAUTIFY YOUR HOME

Get ready now for winter days to come. Enjoy beauty as well as comfort with smart radiator enclosures by Gardner. Available in distinctive modern designs—backed by finest construction—and with most attractive finish. All at amazingly low cost. Send 3¢ stamp for illustrated booklet.

GARDNER MFG. CO.,
Some territories still open for aggressive distributors.

comparatively short-lived and it may be that their constitutions are not suited for such severe amputation as the backyard enthusiast will inflict in training them. In greenhouses on certain estates where they are given greater freedom, I have seen them thriving under a modified espalier system of training.

A dwarf tree is dwarf only in its habit of growth. The fruit it produces is as large as or larger than normal unless the supply of plant food is extremely low. The dwarf habit of growth is secured by grafting the desired variety upon the root system or stock of a slow-growing, congenial sort, usually one called Paradise, of French origin. This is a natural runt and its roots are the best to use in the United States for dwarf apple trees. Roots of the Nebraska wild sand cherry are commonly used in dwarfing peaches and plums. However, the home gardener need not worry about these technicalities in horticultural practice. He can buy the grafted dwarf trees from nurserymen, either as young plants ready to be trained by any desired method or, at slightly higher cost, as cordons or espalier, already started.

So far as fertilization, spraying, and general culture go, there is no departure from the regular practice with a standard orchard tree or, for that matter, any garden crop. Plant food must be supplied, the soil must be kept in good tilth, and insect and disease pests must be controlled.

The fun of the thing comes in training the little tree to fit the exact purpose in mind. It will require plenty of attention during the summer and the pruning knife or shears will be in constant use.

Foundation planting

[*Continued from page 23*]

that it did not appear as though funds had run short and left the planting incomplete.

The following spring other material was planted in accordance with the plan, and in so far as the budget would permit. By late fall this year, the whole original planting scheme will have been completed, and, instead of the hodgepodge that would surely have resulted from an effort to stretch a limited sum over the whole place at one time, the owners will have an orderly layout planned and executed in accordance with the type of house, its general exposure, and all its existing features.

From my observations I would say that the most common error made by the average home owner when he attempts a foundation planting is that he fails to con-

This Cyclone construction closes gate automatically

HOW NEW SELF-CLOSING GATE KEEPS CHILDREN AT HOME

• There is no need to worry about your children wandering into crowded streets if you have a Cyclone Fence and Self-Closing Gate. A sturdy pivot near the bottom of this gate contains a tempered tension spring, encased in the hinge itself. When you have passed through the gate it automatically closes behind, leaving no way for little wanderers to get out.

Cyclone Fence is not expensive, and once installed the upkeep cost is almost nothing.

A new 32-page book, yours for the asking, tells you everything you need to know about fences. Fourteen illustrations show you the many beautiful types of Cyclone Fence that will protect and beautify every kind of home, from modest house to large estate.

When you have chosen the kind of fence that will exactly suit your needs you can have it delivered to you quickly from the nearest Cyclone factory or warehouse. Or there is a complete erection service with trained Cyclone men at your disposal. Call up the Cyclone man nearest you—he'll give you complete information with no obligation to you.

GET THIS FREE BOOK

Mail coupon today for 24-page illustrated book. Contains pictures of 14 kinds of fence and tells facts you should know about Lawn Fence, Steel Picket Fence, Chain-Link Fence. Book shows how to have a fence that protects property, that is handsome as well as useful—how to have fence gates that don't drag, fence rails that won't buckle in hot weather, fence post foundations that will not be weakened by frost. No matter whether you have a modest dwelling or a mansion, whether you require a few feet of fence or ten miles of it—you need this valuable book. Send for your free copy today.

CYCLONE FENCE COMPANY, *General Offices:* Waukegan, Illinois
Branches in Principal Cities
Pacific Coast Division: Standard Fence Co., *General Offices:* Oakland, Calif.
Export Distributors: United States Steel Products Company, New York

MAIL COUPON TODAY

CYCLONE FENCE CO., Dept. 3107, Waukegan, Ill.
Please mail me, without obligation, a copy of "Fence—How to Choose It—How to Use It."

Name.....

Address.....

City..... *State*.....

I am interested in fencing: ☐ Residence; ☐ Estate; ☐ Industrial Property; ☐ School; ☐ Playground. Approximately.....feet.

U·S·S Cyclone Fence

UNITED STATES STEEL

DU PONT PAINTS
for
EVERY PURPOSE
in Home and Industry

DULUX gleams on many of the sleek, newly designed sink cabinets that are the delight of modern housewives.

This beautiful finish has a lustrous sparkle that brightens up the whole kitchen. And Dulux is as durable as it is beautiful. It *keeps* right on gleaming, in spite of hard daily service. It does not readily chip or crack. More than that, the smooth Dulux surface is a joy to clean.

Making homes more pleasant through greater beauty, and saving money through greater service, are two extras you'll find in du Pont finishes for *every* purpose.

DU PONT
REG. U.S. PAT. OFF.

Paints..Varnishes
Enamels..Lacquers
DUCO-DULUX
REG. U.S. PAT. OFF. REG. U.S. PAT. OFF.

sider the proper relation between plants and the house, with its many aspects and surrounding factors. These are more numerous than he realizes. A few illustrations of wrong planting are:

1. A cedar planted against the south or west side of a brick or stucco wall where it gets the reflected heat of the summer sun as well as its direct rays.

2. A hemlock at a drafty corner where it catches the full force of the winter's blasts.

3. Fast-growing spruces and pines planted so that in a few years it becomes difficult to find the house behind them.

4. Barberries and other spiny or thorny plants placed too near the steps or the walk where they can catch milady's stockings and scratch the youngsters' legs.

5. The attempt to include in a planting at least one of about every variety that has been seen and admired on other places.

6. Last but not least, the use of numerous, cheap plants (fast growers) rather than a few good, compact, slow-growing specimens; that is, failure to realize that a few plants properly placed often create a more pleasing effect at less cost than an array of plants set out with no attempt whatever at design.

EDITOR'S NOTE: Nearly every home owner who makes any study of foundation plantings—either before or after planning and paying for one of his own—finds out interesting things about them. But sometimes the education so obtained is too late to be of maximum benefit, either artistically or financially. Mr. Johnson, out of an experience of many years as landscape architect, nurseryman, and author of the one book we know of that deals exclusively with Foundation Planting, has accumulated a fund of information that embodies both the mistakes and the successes of hundreds of home owners—many of them his own clients. It is that fund of facts and examples that we asked him to draw on in writing this article.

Next in importance to getting the proper plants in the proper places, is their subsequent care. Even though a landscape architect be employed and much money spent in securing the plants needed to produce the best results, unless proper care is given, such as periodic feeding, trimming, and occasional transplanting, the original effect will soon be spoiled and the desired result will never be attained.

Not long ago a friend asked me why there were not more good examples of foundation planting to be seen along the average residential street. My theory is that most plantings, although perhaps good enough several years ago, have been neglected and have suffered in consequence. To substantiate that theory we took a ride past the houses in one block. A few were of passing quality, but in the majority of cases the plantings were either made up of underfed, thin looking plants, or they had grown so high through neglect that one could hardly see the house; nor could the occupants see out or get the benefit of free circulation of air in the summertime when they really needed it most.

With the expenditure of an hour or two of work with good sharp pruning shears and hedge shears each spring and fall, the average foundation planting—if of the right kind of plants in the first place—can be kept in good shape. And with the application of a mulch of well-rotted manure in the late fall each year, the health and vigor of the plants can be maintained. Healthy plants are best able to resist attacks of disease and insect pests.

There is no definite rule that can be laid down for all foundation plantings. Each house is a distinct and individual problem, and there are many ways of solving it, any of which might prove effective according to certain tastes and preferences. But at least I can outline briefly some of the important things to consider when planting a newly built house or revamping the foundation planting of an old one. These pointers are applicable to any type of house.

I—*Arrangement of materials*

Do not overplant or use too much miscellaneous material.

Stick to a few varieties and place them where there is logical reason for them.

Vary the outline by using a few tall plants where they will not interfere with the windows.

The house (or portion of the

[*Please turn to page 150*]

Set the Stage for Comfort With NU-WOOD

● For greater comfort, greater enjoyment of your "evenings at home," set the stage with NU-WOOD—the truly modern wall and ceiling treatment. Bring the charm of Nu-Wood's unique texture to your rooms . . . the dignity of Nu-Wood pattern combinations which you personally select . . . the beauty of Nu-Wood's soft, glowing color, available in a number of soft shades and designs.

And don't forget the *peace and quiet* which Nu-Wood's remarkable sound-absorbing qualities assure . . . the increased year-around comfort that Nu-Wood provides because of its high insulating efficiency!

Nu-Wood ends your re-decorating problems in living room . . . bedrooms . . . library . . . or recreation rooms . . . because it is a *permanent* finish. Amazingly inexpensive, Nu-Wood is easily applied over old walls and ceilings, and can also be used to build extra rooms in your attic or basement. Mail the coupon —today—for full details about Nu-Wood!

NU-WOOD
the insulating interior finish

WOOD CONVERSION COMPANY
Rm. 10-114, First National Bank Bldg.
St. Paul, Minn.

Gentlemen: I want to know more about NU-WOOD ☐ For New Construction ☐ Remodeling
Please send me complete information and illustration.

Name .....
Address .....
City ..... State .....

Let's give a gadget party

[*Continued from page 46*]

dime-store vegetable brush paws which are wired to the bodies. The handles are, of course, removed and the wire bent under. It is a good idea to save the handles to give to your guests along with the cats so that the brushes may be used later.

Their bodies you can see any day hanging in a five-and-ten window by screw eyes and costing but ten cents. They are of natural and orange-brown bristles, a perfect Halloween color. It will take all your muscle to bend the wire handles at a right

Modernize Your Home With Musical Organ Chimes Instead of B-R-R-Rings



When your door-button is pressed, two deep organ-like tones replace the irritating, nerve-wracking noise of the ordinary bell or buzzer.

Hangs on the wall in hall or living room. Length of chime complete is 40". The housing with musical note motif is finished in Ivory Art Metal with Gold, or Statuary Bronze with Brushed Brass. The Chime tubes are polished brass. Price, complete with transformer, $7.00. (Slightly higher on Pacific Coast and in Canada).

Easily installed. Operates on either transformer or batteries on regular door-bell wiring. At your electrical dealer, department or hardware store. If he hasn't stocked it yet, order direct from us with check, money-order or C.O.D.

Write for free descriptive folder showing all models.

The A. E. RITTENHOUSE CO., INC., Dept. 78 Honeoye Falls, N. Y.

Established 1903

RITTENHOUSE ELECTRIC DOOR-CHIME

HEN YOU CHANGE YOUR ADDRESS

sure to notify the Subscription Department of AMERICAN HOME at 251 Fourth Ave., New k City, giving the old as well as the new address. do this at least four weeks in advance. The Post ce Department does not forward magazines unless pay additional postage, and we cannot duplicate ies mailed to the old address. We ask your co-ration.

CADILLAC
VACUUM CLEANERS
Easy to Operate
Easy to Buy

EVERY MODERN CLEANING FEATURE • THOROUGH • CONVENIENT • SAFE

Models] choose om

Sold only thru reliable dealers and distributors

CLEMENTS MFG. CO.
6630 So. Narragansett
CHICAGO ILLINOIS

angle so that their tails may shoot directly heavenward.

Copper Chore-girl kettle scrubbers are converted into cat heads in the twinkling of an eye and are also wired to the bodies. Pinch the sides of the Chore-girls to form ears and wind a bit of wire around to hold them secure so the cats can hear all the flattering compliments you give them and even a bit of your gossip might interest them.

White almond-shaped ten-cent-store buttons are responsible for the wild expression about the eyes. A bit of black paper pasted over the holes makes the pupil, and dark pink yarn is used for noses and mouths. Not even the kitchen broom escaped, for it was robbed of a few straws for the cats' much needed whiskers.

The aloof, self-sufficient cat in the center has front legs of bottle brushes. His rear haunches, a round brush, fit his body snugly. This brush handle is also removed. No ordinary tail his; he has developed a pastry brush one—if you please.

The yellow-green flowers, growing lustily without benefit of sun and earth with their blue-green wooden leaves, are aluminum bottle sprinklers.

The brush cats certainly have a wild jungle appearance but not so the two simple little tin ones. They are of the domestic variety found purring on the hearth, but they are effective nevertheless. Their pie plate heads and bodies are steadied by small copper oil cans serving as paws. Their ears are spoons and their snubby little noses are brass curtain rod ends. But the crowning feature is their *butter-curler* tails curving at just a proper tail swirl. Wild wheat grows between them while they carry on a quiet conversation.

Devils certainly are in their proper environment at this time of the year. This tin devil mask came direct from Mexico and adapts itself beautifully to a table motif. His satanic majesty is soldered by his straggly beard to a half funnel which is placed on a shallow pie tin, which in turn is on a half kettle cover. Cacti with their weird shapes, thorny edges, and grotesque leaves fairly shout of the lower regions and must feel at home in enhancing the weirdness of the devil's mask. It is not at all necessary to have a tin mask all the way from Mexico. One can easily be made from heavy silver paper, with eyes, mouth, and hair glued on instead of soldered.

On either side of Satan are two good-looking pans, semi-circular and ridged. They would hold bread sticks, crackers of all varieties, and also cheeses. These dishes are so interesting in shape and so practical in use that I dislike to reveal their real identity.

THERE'S *Music* IN HER SOUL

. . . give her the joy of developing it

Instinctive in most children is a sensitiveness to melody and rhythm which adults sometimes fail to suspect. ★ Don't let this rich gift lie dormant in your child. Provide the opportunity of developing it *now* in the early formative years. ★ Recently a new type of piano has been created which musical authorities agree is ideal for this purpose —The MUSETTE—a superbly responsive instrument, styled in the smart, new, low lines so greatly admired today, yet priced far below previous pianos of comparable quality. ★ In both appearance and performance this remarkable little table-top piano (only 34" high) makes the old-fashioned type of upright appear decidedly out of date. For it incorporates the new RESOTONIC construction, an exclusive Winter & Co. development which produces a delightfully rich, pure, resonant tone formerly obtainable only in larger and far more expensive instruments. ★ Mail coupon for address of nearest dealer and FREE Booklet telling all about this fascinating little instrument.

The Musette is only 34" high and occupies less floor space than a 2' x 5' rug, yet it has the regulation height, 88-note keyboard. A variety of brilliantly styled, decoratively authentic models, in Mahogany, Walnut, Maple and Ebony Finish. Priced F. O. B. New York from $295.

***The* MUSETTE**

WINTER & COMPANY • NEW YORK, N.Y.

America's largest Piano Manufacturer

Mail in Envelope or Paste Coupon on Penny Postcard

WINTER & CO., 849 E. 141st St., New York City D-107
Send FREE Booklet on the new MUSETTE and other Winter & Co. pianos with RESOTONIC construction to:

Name .....

Address .....

TRIMMINGS CREATE GOOD DECORATIVE TRICKS

Advises

KAREN LYNN

Interior Design Consultant for E. L. Mansure Co.

BED HEAD AND SPREADS

can be slip covered and trimmed in a fashion that will be highly attractive at low cost. Mansure Trimming No. 210 illustrated.

NOVELTY VANITY TABLES

can cover unsightly radiators in front of windows or can be built with a minimum of effort. Top can be made of glass or mirror, with a glazed chintz and Mansure Ball Trimming No. 5860.

DRESSED UP OTTOMANS

can be made from any old footstool with a new fabric and a small amount of MANSURE'S BULLION FRINGE No. 339. Easy to make, yet highly attractive when finished.

These, and many other novel decorative ideas are available with the use of MANSURE TRIMMINGS. Sold everywhere in the drapery section of department and furniture stores or through decorators.

Write "Karen Lynn" for her newest decorative trimming ideas. Absolutely free.

E. L. MANSURE CO.
1611 INDIANA AVE.
CHICAGO
NEW YORK LOS ANGELES

Must I tell you that they are bakers' round bread pans?

Any self-respecting flower would hesitate to recognize this Halloween variety. They are brilliantly hued, dramatic, and startling. They are also inexpensive and simply made of fluted paper plates painted with red, orange, purple, blue, and yellow poster paint. Their broad green leaves are more paper plates; their stems, coat hangers. These flowers also look well put in single pots, placed at intervals down the table or anywhere about a room.

Better guard your owls with your life for they are greatly loved and admired. Owls are always connected with Halloween, probably because of their spooky spine-shivering hoots. These tin ones, while not spooky and perfectly incapable of sending even one ripple down a spine, make up for all they lack with their simple dignity. Furthermore, they are easily recognizable. Their bodies are oval pudding molds; their feathered heads are round fluted molds. Pert tea-strainer spoons serve nicely for ears. Their strong, curved teaspoon beaks could catch many a little mouse. The proverbial wise-old-owl look comes from using the ends of some queer flour-sifter gadgets. If it is impossible to obtain them, button molds might be used instead. The sturdy salad fork claws are capable of gripping a huge tree branch. Sitting serenely under the bare branches they see all, know all, hear all.

These are but suggestions of what you might do to make your tables attractive and exciting. Since, as was mentioned before, it is not necessary to be conventional, Halloween is a good time to try your wings and see just what you are able to devise.

There are hosts of other subjects waiting to be brought forth. Witches could be made of crooked-necked gourds; skeletons and ghosts are possible even in tin. However these suggestions are not in the least necessary. For before you are aware, countless ideas will pop into your head and your only difficulty will be deciding just what ones to use.

A smart version of Colonial

[*Continued from page 17*]

tions of it having panes of glass.

The garage, a frame structure tied in with the rest of the house, has two sets of doors reminiscent of the main entrance in the many types of paneling used, yet the over-head trim and crowning panels with beaded garlands (set in the wall) are a direct reference to the mantel decoration in the living room. Completing this unit are two segmental arched dormers in the French manner with the faces of the dormers continuous with the boarding of the wall below it.

The living room, in good Federal fashion, has a sheathing of mirror-glass instead of wood on the fireplace wall, flanked by narrow pilasters. Being an era of pairs, two tables with lamps complete the arrangement of the smart formal mantelpiece. The walls of a green-blue color are glazed to match the background of the linen overdraperies which are of a lovely Georgian design (following the new trend of carefully blending eighteenth century styles) of beige, gold-browns and red and yellow flowers. The floor is a rich brown that tones with the beige-brown design appearing in the linen.

The sofa is green, blue, and beige stripe repeating in color the background of the linen and the woodwork color. At one end of the room there is a pair of well-proportioned Chippendale armchairs covered in a biscuit-colored material. In the center of this grouping is a Sheraton mahogany book table with leather top and antique finish. A note of color in the room is the wing chair at the fireplace in rose-red, shell-patterned wool damask.

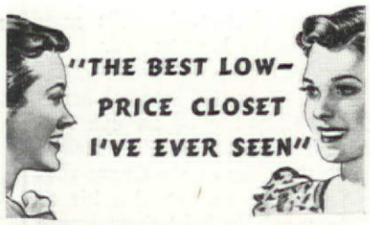

The Kohler Wellworth is something new. It looks like one piece, but is really two. Way up in quality, way down in price.

"I thought only high-priced closets could be installed away from the wall."

"So did we. But the Wellworth is different. It's what our plumber calls 'free-standing.'"

Tank is mounted on the bowl. "Free-standing" means that the back of the tank is accessible for cleaning. No hard-to-clean ridges or grooves on bowl or foot.

"I like the looks of the bowl. So simple and modern."

"Yes, and a quick rub on the smooth surface and it's clean as a whistle."

Consult your Master Plumber about Kohler's new Wellworth. He'll tell you all about it—about other Kohler fixtures and fittings too. Ask him about Kohler's Time Payment Plan—3 years to pay. Or write for free 4-color booklet, "Planned Plumbing and Heating." Kohler Co. *Founded 1873.* Kohler, Wisconsin.

KOHLER OF KOHLER
PLANNED PLUMBING AND HEATING

FREE Please send your beautiful 16-page booklet, in color, containing new plans and color schemes for bathrooms and kitchens, by the architect, Gerald K. Geerlings. Address: KOHLER CO., Dept. 1-G-10, Kohler, Wisconsin.

☐ I AM REMODELING
☐ I AM BUILDING A HOME

Name_____

Address_____

One hour a week enough

[*Continued from page 35*]

during the season, a special effort to clean up the fallen leaves at this time will not make much difference in the amount of potential reinfecting material left in the bed over the winter. Varieties of roses that are particularly susceptible to black spot usually have disease lesions on their canes. In these affected areas in mild winters, the fungus can live over even though there are no old leaves left about to harbor the special winter spore form of the organism.

In many cases the kind of winter protection you give your roses has a very definite influence on their state of health when you uncover them in the spring. All rose cane diseases, as, for example, brown canker, common canker, and brand canker, are helped along by moisture and warmth during the winter. In most parts of the country it is necessary to give roses—that is, Hybrid Teas and more tender kinds—some protection; but beware of coddling the plants lest you foster disease. If you hill up Hybrid Teas and Perpetuals with soil to a height of six to eight inches, you can dispense with a covering of leaves

. . And supreme sleeping comfort isn't the only marvelous thing about the world's most distinctive and luxurious mattress: Because the PERFECT SLEEPER *(patented)* has *no tufts* — no "puffy" top — it forms no dust-catching pits or grooves. Its ticking — smooth as a freshly laundered sheet—isn't drawn down by fabric-tearing stitched-through cords. Padding isn't compressed or springs restrained in spots. . . . The PERFECT SLEEPER is *naturally* shape-holding; always dresses neatly; and lasts for years and years! *There is nothing else like it!* At department and furniture stores — $39.50 (West Coast price slightly higher). Also other SLEEPER smooth-top mattresses at lower prices. Avoid imitations.

WRITE for pictures and descriptions of SLEEPER *Mattresses and Studio Couches. Sleeper, Inc., American Furniture Mart, Chicago, Illinois.*

● **Fifteen styles of Twin Studio Couches are also available in the famous SLEEPER line. *Above*—the "RUSSELL." *Below*—the "ESSEX" Sofa Bed. Write for beautiful free 16-page book of pictures.**

SLEEPER, INC. —FAMOUS FOR TUFTLESS BEDDING

35 FACTORIES IN UNITED STATES AND CANADA

Hundreds of Users tell us . . .

"No range *could* cook food better"



The *Emperor*
. . . Style and beauty leader of the advanced 10-model 1937 Westinghouse line.

. . . they say—

"Foods look better and taste better."

"I've never had such cakes or pies before."

"You always get the same results."

"Meats are more juicy."

"My Westinghouse really taught me how to cook."

"Things cook much quicker because you use so little water."

Westinghouse Electric Ranges "KITCHEN-PROVED" *by experienced cooks*

Westinghouse Economizer Unit Cuts Electric Cooking Costs 18% to 46%

Your very first concern in selecting a new range is its ability to cook foods properly.

Choose a Westinghouse Electric Range and rest assured that it will turn out appetizing, delicious and wholesome meals with the least attention, time and effort on your part. That has been the actual experience of hundreds of women the nation over, as reported to Westinghouse investigators recently — and over eighty per cent of those women have been keeping house five to twenty years or more.

Those same happy and satisfied users also speak with glowing enthusiasm of the work-saving cleanliness and speed, the gleaming beauty and the remarkable economy of their Westinghouse Ranges.

One of the 10 beautiful new 1937 Westinghouse Electric Ranges is sure to meet your needs, at a price and on terms to fit your budget. See your nearest Westinghouse Range retailer without delay.

NEW FREE BOOK FOR YOU

MODERNIZE ELECTRIFY your KITCHEN

Every house needs

Westinghouse

WESTINGHOUSE ELECTRIC & MANUFACTURING CO.
Dept. 7234, Mansfield, Ohio.

Send my copy of your book describing the 10 new 1937 Westinghouse Electric Ranges.

NAME_____

ADDRESS_____

CITY_____ STATE_____

and other damp, soggy materials. Don't mix manure with the soil you use for hilling up; and don't apply manure at all until the ground is frozen solid. Even then, spread it only in the furrows between the hilled-up plants. There were many rotting canes this past spring as a result of the unseasonably warm winter, coupled with the warmth of manure piled against the canes. Half-hardy climbing roses are often sufficiently protected by laying them down now, at the end of September, while the canes are still pliable, pegging them in place with crossed stakes, and allowing the grass to grow long up around the stems. In November, hill the soil around the base of the plants just as you do with Hybrid Teas.

Strictly speaking, planting roses does not come under the head of disease prevention, but do let me urge you to try fall planting if you live in a section where this practice is recommended. Prepare your beds and order your roses right away. Then, when they come to you in October or early November, having been freshly dug from the nursery, you can get them into the ground with little or no check in root growth. If you are accustomed to buying your roses in the springtime in stores, selecting your plants according to the attractive pictures that adorn the packages, and if you have all too often unpacked the plants to find the roots moldy, twisted, and even broken, and the tops leafing out prematurely in the form of sickly, pale-green shoots, then you have no idea of the treat in store for you in buying and planting and enjoying roses from a reputable nursery. You will exclaim over the sturdy root system and the strong tops, which have no chance to dry out before planting. Dig the hole for such a plant wide and deep; prune back any ragged roots so there need be no bending; spread them out over a mound of good soil in the bottom of the hole, and then tamp good earth in around them firmly. I usually plant so that the little bulge, where the rose was budded onto the understock, is from one to two inches below ground level, but I have discovered that it is particularly important to have the bed dug well in advance so that the soil has a chance to settle. If the settling takes place after planting, you may find your bushes smothered under several inches of soil—a decided handicap to their well-being.

If you cannot plant this fall, put in your order very early for next spring delivery, so that your roses can come to you dormant, directly from nursery storage, without having to endure an intermediate sojourn in the dry, usually heated atmosphere of a store. That is not to say that you may not get fair results with bushes purchased at bargain prices in such places; but you cannot expect more than your money's worth, and if some of the plants die during the following winter, you really have no just cause for complaint.

If pulling up the annuals, cutting back the perennials, raking leaves from the compost heap, and completing your plans for winter protection leave you with any free hours on sunny days, when it would be pleasant to work out-of-doors, almost any of the late winter or early spring tasks may be got out of the way now, during the fall. The decline in numbers and importance of the tent caterpillar this past season is no reason for not keeping an eye out for the brown, varnished egg masses on the twigs of wild cherry and apple trees, and Japanese flowering quince bushes. The aphid galls swelling the tips of blue spruce are just as well cut out now as in March; likewise the round, brown, rust galls on the cedars. In fact, if you carry along your pruning shears and a paper bag now and then as you walk through the garden, you may find before long, that much of your early spring garden work is already done—at least the essential tasks that make for healthier plants and fewer plant enemies.

Photographs shown on pages 34 and 35 are from: the author; Dr. W. E. Britton, Connecticut Experiment Station, Storrs; Dr. E. Bade; and Dr. R. P. White, New Jersey Agricultural Experiment Station, New Brunswick.

Any child can train a dog

[*Continued from page 39*]

moving forward? Bobby gives that remembered tug on the leash while he presses his hand down his back, and commands "sit." Bobby has lots of consideration for his dog's feelings in this exercise, because he's young and active and not much of a sitter. He goes slowly, not walking a few paces and then stopping, but giving him a good space between stops, decreasing them every day. When Mixey gets the hang of the "sit" position simply from Bobby's simultaneous halt and the command to "sit," Bobby varies the length of time he keeps him quiet, from five seconds to a minute. Dogs are so smart that if you let them sit for exactly a half minute during each lesson, they form the habit of doing that. What Bobby wants is to have Mixey sit for the length of time



MAKE *your* BASEMENT ATTRACTIVE THIS INEXPENSIVE WAY · · · · ·



● Instead of a dark and dismal cellar, just a place for the furnace, why not have a bright, cheerful, liveable basement? The transformation is easy. Paint concrete, brick or unglazed tile walls and ceilings with Medusa Portland Cement Paint in any one of seven beautiful colors, black or white. This paint is inexpensive . . . easy to apply . . . alkali and damp resisting and stays on the wall. Paint plaster walls with Medusa-Lite, the flat wall finish in pastel colors. One coat covers and it dries in a few hours. For the floor use Medusa Floor Coating in black, white or any of six colors. This finish is water and abrasion resisting and really sticks to concrete floors.

Send coupon for free book "How To Paint Concrete, Stucco, Masonry and Other Surfaces." It gives complete details on paints to make attractive basements.

MEDUSA PRODUCTS COMPANY
1025 Midland Building, Cleveland, Ohio
Please send a free copy of the book "How To Paint Concrete, Stucco, Masonry and Other Surfaces."
Name..... *Address*.....
City..... *State*.....

WHERE can she buy that branded product she wants? Where is the nearest authorized dealer? Here he is, listed in her Classified Directory.

Do *you* use this convenient buying guide to all kinds of products and services?

"WHERE TO BUY IT"

that he himself stops. When he moves on again, he gives the command "heel." After a while, Mixey will know that he is to stop and sit when Bobby halts and that he is to heel when Bobby goes on his way, dispensing entirely with the commands. As a little review, after this is accomplished, Bobby takes up the next lesson period by putting his dog through his heeling on the leash, turning and sitting exercises, letting him rest afterward, and then having a grand old romp with him.

Bobby has learned a lot too. If, for instance, Mixey makes a mistake, he can't let it pass but must instantly correct it. Now he's going to start Mixey on *heeling off the leash*. He's heard from a pro that this exercise is one of the most important of all and is the real test of obedience. He resolves to be pretty strict, always in a kind way. Mixey has graduated from the chain choke collar and wears his leather one. To it Bobby attaches a ten-foot length of clothes line as a leash and puts Mixey through all the paces he had been good at with the three-footer. He makes all his turns snappy. Then he removes the leash and gives the same commands to "heel." As soon as he makes a mistake—which he will—the leash goes on again. Bobby develops some acting ability now. While he alternates putting the leash on and leaving it off for two-minute periods, he also alternates his usual voice with a very severe one. When Mixey is on the leash, Bobby commands "heel" in his ogre voice, and when he's off it, he speaks in his natural tone. Clever? Mixey discovers it's more fun to obey when off the leash, because he feels freer and his master's voice is nicer. Usually, this lesson is easily learned, but if Mixey persists in bounding about, Bobby puts his chain collar and short leash on and puts him back in kindergarten—lesson No. 1 in heeling on the leash. Finally, however, he passes his advanced work with one hundred per cent.

Bobby is pretty proud of his pupil now, so he arranges an exhibition. He's going to take Mixey for a walk in town, where there are people and other dogs, and see if he remembers what he's learned. He's on the leash, heeling awfully well. But—here come some people! Mixey makes an attempt to "nose" them, but Bobby is ready for that and gives a sharp tug, commanding "heel" at the same time. During the walk, either when people or other dogs distract him, the tug and command are repeated. On the whole, Mixey associates a slack rein and no sharp commands with trotting along at Bobby's heel, and their next adventure is a walk without the leash. Temptations are a little stronger, to be sure, but Bobby's voice rings out in the "heel" command when the dog attempts to stray—and he has the leash along. Bobby meets a friend, stops, almost forgetting the dog. Don't they laugh to see Mixey sit and never budge until the boys separate!

You might say now that Mixey has graduated from the primary. He's been acquiring obedience and self-control, yet when you say "down" to him he doesn't obey. Most dogs who obey that command instantly, we are sorry to say, have learned their lesson through pain. Learning it as an exercise seldom takes more than a week, and when the dog has learned to take the "down" position and to keep it, it's a satisfying accomplishment. Bobby can park the dog on the sidewalk while he does an errand in a shop, or he can give him a grandstand seat while he plays baseball. Mother can even leave him lying beside the baby carriage as a protection while she's absent.

Bobby gets a peg nine inches long, pointed at one end and about two inches square. He drives it in the ground almost all the way and to the top of it fixes an ordinary dog clip that you buy for a dime. Mixey is whistled for, and brought into the sit position right beside the peg. Bobby now does two things at exactly the same time. He clips the collar to the peg and gives the command "down." Then he walks away a distance of about twenty yards and watches what Mixey does. Most puppies or dogs will try their best to remain in the erect position, but there's only a three-inch slack between the collar and the peg. It doesn't hurt, but it's not very comfortable. Some dogs lie down after a minute of enduring the pull; some do it after five or ten minutes, but they all do it eventually. Bobby has been watching (and laughing quietly) all the while, and timing Mixey's actions on his watch. When Mixey has remained in the down position for five minutes exactly, he approaches, praises him, and releases him. But he doesn't put him through that exercise again that day. It's a bit hard on a young dog, so for the rest of the period he reviews, and the next day goes on with the peg and clip performance, hearing the command "down" when he's fastened to the peg. He associates that word with having his body on an uneven keel, then he associates it with getting in a comfortable position. Dogs that have German ancestry, shepherds, dobermanns, schnauzers, may prefer to hear the German word "Platz" instead of "down."

Retrieving is natural to most dogs that any boy would want to

For
LOVELY WINDOWS

Now you can add charm to your windows with the best Venetian BLIND that modern craftsmen can produce. Picture yourself in a lovely home where your windows reflect your selection of Columbia Residential BLINDS, in smart decorators' color combinations of subtle pastels. Custom built to fit your windows . . . at no additional cost for the finest quality. Approved by Good Housekeeping.

Join the growing Columbia Venetian BLIND home lovers, and send for a free booklet, beautifully illustrated in colors, giving practical hints on window treatment and interior decoration.

We will also be glad to send you the name of our expertly trained Authorized Columbia Dealer who lives near you, and who will explain without obligation how you, too, can have, for a modest investment, lovely windows. Just send the attached coupon to:

Columbia

AH 10-37

THE COLUMBIA MILLS, Inc.
225 Fifth Avenue, New York

Please send me your "Book on Blinds" and the name of an Authorized Dealer.

Name _____

Address _____

City _____ State _____

let Josephine Dunn tell you her Secrets of Charm

A BOOKLET FOR YOU WITHOUT COST

The woman who can make full use of the elusive elements of her inherent charm and who learns to fully express them in her personality reaps life's richest rewards.

How much charm do *YOU* express? Josephine Dunn, Editor of "Real Charm Magazine" (The Authority on Charm and Etiquette) has prepared an interesting "Personal Charm Test." This test of your personality and Miss Dunn's famous booklet "The Secrets of Charm" will be sent to you *Free* of cost or obligation together with a recent copy of "Real Charm Magazine," which sells for 25c at all newsstands.

Charm CAN Be Developed

This innate quality which every woman possesses can be developed to its fullest expression. You can learn to develop poise and personality, learn how to walk, how to talk with ease, how to express yourself with tact and understanding — how to attract men and women alike. Miss Dunn has successfully worked out a simple method for you to absorb her "Individualized" training by correspondence in the privacy of your own home by which you can quickly rediscover yourself and learn how to achieve social ease and how to live graciously with Charm.

For the FREE booklet "Secrets of Charm" a copy of "Real Charm Magazine" and your "Personal Charm Test" write to

JOSEPHINE DUNN
125 E. 46th St., Dept. A., New York

SECTIONAL STEEL GARAGES

That Look Like Wood
$119 and up—
Shipped Anywhere Freight Prepaid—500 miles
Easily Erected, Dismantled and Moved.
Tool Houses—Storage Sheds
Work Shops—Pump Houses
Steel Utility Buildings for All Purposes
Circular—A
JOHN COOPER CO.
307-9 Second St. Hackensack, N. J.

Made by the makers of

WILBERT'S

Paste WAX Liquid

own, but correct retrieving doesn't always come naturally. Yet it's one of the most attractive and useful accomplishments. It requires lots of patience to teach it, but it is not beyond Bobby or any other boy with an interest in his pet. This is what we use the dumbbell for. A soft padded object is too much like a toy and will tempt the dog to stop and play with it instead of returning it to his master. And we never throw stones for a dog to fetch. They are too dangerous to the mouth and teeth. The dumbbell should be about eight inches long with the small part an inch thick, the object weighing no more than twenty ounces. If the dog is small, a smaller dumbbell should be chosen. It can be bought inexpensively in a pet shop, or made out of two cubes of wood fixed together with a one-inch bar—a job for father.

Mixey is brought to the heel-sit position. Bobby opens the dog's mouth with his thumb and forefinger and inserts the dumbbell well back over the molars, saying "fetch" at the same time. For the first few times, Mixey may drop the object right out of his mouth. Bobby is ever so gentle, but ever so firm. If he's harsh, Mixey will never make a retriever. Each time he returns the object to Mixey's mouth, he remembers to say "fetch." He doesn't overdo. When Mixey can take the dumbbell from Bobby's hand and hold it in his mouth until it is released, he tries to carry it when heeling. If he drops it, Bobby patiently returns it to him and they begin at the beginning again. To take the dumbbell from Bobby's hand and keep it in his mouth for an indefinite time while heeling is a good stunt in itself.

He goes on to learn to bring back the dumbbell from a distance. Mixey is at heel; the dumbbell is dropped in front of the dog's forefeet, and Bobby says "fetch." The majority of dogs will immediately react correctly and pick up the object. If Mixey doesn't, Bobby can put him on the leash and let it run under his left foot, which shortens up the distance and naturally inclines the dog's head toward the dumbbell. Then he's commanded to sit. When he's proficient in picking up the dumbbell from his forefeet, it can be dropped at a distance, increasing from a mere one foot to seventy-five. Any mistakes, like dropping the dumbbell, playing with it, or failing to return immediately are easy to correct. Mixey is simply given his retrieving lessons on a thirty-foot clothesline. The commands to fetch are given in a little sharper tone, and the leash allows of no loitering on the way back with the object. He'll be ready to retrieve happily without the leash, because

Your House, too, Will Look its Best

Painted with this WHITER White

DOUBLE-WHITE gives this house in Seattle, Wash., a gleaming snow-white finish which enhances the beautiful texture of its hand-split shingles. Architect, H. Hill Jones.

This house in Park Ridge, Ill., illustrates the effectiveness of Cabot's DOUBLE-WHITE on brick. For many years it will remain a whiter white. The architect is E. A. Schiewe.

Against its wooded background, this house in Wilton, Conn., stands out in striking contrast. The white is Cabot's DOUBLE-WHITE. Architects, Evans, Moore & Woodbridge, N. Y. C.

DOUBLE-WHITE house in Scarsdale, N. Y., winner of First Honorable Mention in the recent House Beautiful *Small House Competition. Architect, Edwin M. Loye, Bronxville.*

A house painted with Cabot's DOUBLE-WHITE looks its best year after year because this paint *keeps* its whiteness. Its pigments are immune to the common atmospheric gases that soon give many whites a dingy yellowish or grayish tinge. Furthermore, DOUBLE-WHITE is made by the patented Collopaking process which divides the pigments hundreds of times finer than ordinary methods. The result is greater hiding power and longer life.

The Little White Book — FREE. Contains full information. Shows pictures of many prize-winning DOUBLE-WHITE houses. Write today. Samuel Cabot, Inc., 1236 Oliver Building, Boston, Massachusetts.

Cabot's DOUBLE-WHITE and Gloss Collopakes
(Colloidal paints)

* CASEMENT WINDOWS *
the joy of today's loveliest homes
now made twice as convenient!

This **FREE BOOK** gives the latest ideas about modern casements

—Tells how to get Casements that are truly insect-proof—that drape perfectly with no interference with curtains or blinds—that are easier to open, close and lock—that don't leak—that can be washed from INSIDE—and many other valuable facts from the leading maker of modern Casement Hardware.

CLIP AND MAIL

The Casement Hardware Company
402-H North Wood Street, Chicago
Please send FREE Book, "THINGS YOU OUGHT TO KNOW ABOUT CASEMENT WINDOWS."
Name .....
Address .....
City ..... State .....

FEMININE HYGIENE *made easy*

THE MODERN METHOD

Norforms are ready for use. There's nothing to mix, nothing to measure. You don't have to worry about an "overdose" or "burn." No apparatus is needed to apply Norforms. They are the modern way to feminine hygiene.

NORFORMS have revolutionized feminine hygiene—made it simple, convenient and *easy*. These antiseptic suppositories are very easy to use...much more convenient and satisfactory than the old methods of achieving inner cleanliness. They leave no embarrassing antiseptic odor around the room or about your person.

Norforms melt at internal body temperature, releasing a concentrated yet non-irritating antiseptic film that remains in prolonged and effective contact. This antiseptic—*anhydro-para-hydroxy-mercuri-meta-cresol*—called *Parahydrecin* for short—is available in no other product for feminine hygiene. Norforms are positively antiseptic and non-irritating.

MILLIONS USED EVERY YEAR

Send for the new Norforms booklet, *"Feminine Hygiene Made Easy."* Or, buy a box of Norforms at your druggist's today. 12 in a package, complete with leaflet of instructions. The Norwich Pharmacal Co., Norwich, New York, *makers of Unguentine.*

NORFORMS

© N. P. C. 1937 Known to Physicians as "Vagiforms"

there's hardly a dog that doesn't like fetching better than anything else he does. We suggest tidbits as a reward for doing the various steps of the fetching exercises well. The dumbbell comes out of the mouth and the tidbit goes in!

Bobby can go on with retrieving if Mixey is crazy about it, and show him how to retrieve over an obstacle. He puts something about six inches high between himself and the dumbbell he's thrown, so that Mixey "steps over" something in his run. By increasing the height gradually, Mixey learns while he thinks he's playing. It depends upon the breed of the dog and its strength just how high the obstacle can reach. A full grown German shepherd should retrieve over an obstacle eight feet in height.

A friendly companion dog need not go further than retrieving in his instruction. Perhaps dog owners would like to know what qualities to look for when they decide they'd like to train their pets. A lively disposition, the kind that makes him chase cats, is a fine trait, and no matter how young an intelligent animal is he shows whether he guards his rights or not. The first act along these lines is to resent any interference while he's feeding, and if he's nervous he shows it when there's any sudden loud noise, like shooting in the country, or the backfiring of a motor.

As a matter of fact, females train more easily than males, but that doesn't mean males can't learn. Look at Mixey! Nor is a mongrel more intelligent than a thoroughbred. A thoroughbred whose ancestors had intelligence, beauty, and stamina is a grand specimen to work on and with—but again, look at Mixey!

We present triple-proof evidence that no home is "hopeless"

[*Continued from page 26*]

length draperies, hung from a reeded wood cornice and tied back, are of rose-burgundy chintz with a design of warm maize, apple-green, and beige. Above the fireplace Mr. Moss employed a large mirror of ceiling height, and at either side of the fireplace, he used an English club chair covered in egg-shell brocatelle and finished with six-inch fringe and welts dyed to match the color of the rug. As a companion to one chair there is a Hepplewhite table with one drawer, square tapered legs, and spade feet. By the other chair he used a lady's companion work table which is designed with a serpentine top, two drawers, and spool and reeded legs.

Free

for a post card request or this ad with your name in the margin—our new, colorful, helpful book describing

HOOSIER *Kitchens of the Hour*

Many have paid more for an old-fashioned kitchen cabinet than you need now pay for the newest streamlined Hoosier equipment — including cabinets and breakfast sets featuring a choice of rich colors in the ultra-new linoleum table tops. They look like built-in cabinets—yet can be taken with you if you move. The details are in this free book. Also pictures, many *in color*, of the new matched kitchen ensembles.

In it, too, you'll find kitchen plans, color-scheme suggestions and many other things you'll be glad to know about planning your kitchen for greater beauty and convenience—either with a portable cabinet that needs no carpenters or decorators or with Hoosier built-in equipment. Send for this interesting, instructive book. Just address:

HOOSIER MANUFACTURING CO.
1037 Ames Street, New Castle, Ind.

GLUE FOR THE YEARS—NOT FOR A DAY

LEPAGE'S LIQUID GLUE

Take your choice—for mending, making and for all craftsmanship. You'll find this trio—bottle, tube and can—at practically all stores.

Opposite the fireplace is a London sofa covered in apple-green damask and at either side are round pedestal tables. At the right of the sofa, and conveniently close for conversation, is a small pull-up chair with a barrel back, covered in rose-burgundy damask with a beige and green stripe. See page 26

In the corner of the room to the right of the sofa is a corner cupboard. The top glass doors have a wood tracery design suggestive of Sheraton. The radio, operated from a remote control by Mr. Allen's chair, is behind the lower crotch mahogany doors of the cabinet. Next to the corner cupboard is a Cogswell chair, which the Allens had, the only former piece of furniture retained. By changing the legs to a Georgian type cabriole, making a pull-over arm and rebuilding the seat and back, the favorite chair fitted very nicely with the new furniture. The upholstery used for it is burgundy and green damask, a copy of an old English eighteenth century design.

So far the Allens had expressed no definite preference for any certain period of furniture, but Mr. Moss's suggestion of weaving a Chinese note some place into the eighteenth century background appealed to them greatly. Therefore, the Chinese influence was introduced in all the accessories. Lamp bases on the tables at either side of the sofa are Chinese porcelain vases, and porcelain figurines are used as lamp bases on tables by the fireside chairs. These are mounted on turned-wood bases two and one-half inches high, covered with sage-green velvet. The shades are of beige Shantung silk. The finials on the figurine lamps are interesting as they were made from glass balls, painted from the inside through a small hole in the top. These balls once were worn as the top-knot on the old Mandarins' hats to denote their rank.

The coffee table was chosen in a Chinese Chippendale design, while the cabinet, seen at the right of the dining room nook is, in reality, two old Chinese teakwood bridal chests with their original brasses. To continue the Chinese note there are cloisonné and cinnabar cigarette boxes, quartz and porcelain-lined pewter ash trays from China, also a Chinese lady's cloisonné stirrup, which serves admirably as another ash tray. A figure of Kuan Yen, the Chinese Goddess of Mercy, decorates the mantel shelf with tiny carved ivory Netsukes on either side. These little Netsukes are small figures well known in Chinese legends, especially the little man who thought so hard his head grew far beyond all proportions. At either end of the room Mr. Moss used Chinese

Rubbermaid
HOUSEWARE

SAVE YOUR STOVE TOP

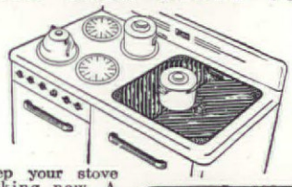

Keep your stove looking new. A Rubbermaid Stove Top Mat prevents scratching or soiling enamel finish on top of oven. Leave it on all the time. Small knobs on bottom of mat allow air to circulate freely, letting heat escape.

Made of thick, resilient heat-resisting rubber. Approved colors to harmonize with stove and kitchen: green, black, blue and red, all with white marble veining; also plain white.

Tested and Approved by Good Housekeeping Institute

$1.00 BUYS THIS STOVE TOP MAT

Size 15 x 17 in.

See this and other high quality, work-saving Rubbermaid Houseware in housewares department of leading stores. If not sold locally, send check or money order, specifying the color desired. We pay postage.

WOOSTER RUBBER CO.
WOOSTER • • • OHIO

K-VENIENCES
DOUBLE CLOSET CAPACITY
Make Tidiness Automatic

These cleverly designed fixtures will give you that extra closet space you desire — established orderliness — keep garments in better condition. There are Shoe Racks, Hat Holders, Tie Racks, Trouser and Skirt Hangers, Garment Carriers, etc. — 38 items. Already in thousands of homes. Inexpensive, easy to install. Sold by leading department and hardware stores.

FREE BOOK—Write Today for "System Goes into the Clothes Closet."

KNAPE & VOGT MFG. CO.
Dept. D, GRAND RAPIDS MICHIGAN

RENT
A NEW Air Conditioned
Econom-icer
ICE REFRIGERATOR

Prove to yourself in your own home the superiority of modern ICE refrigeration. Only a few cents per day. Ask your ice man or mail in the coupon (*not available in all cities*).

RANNEY REFRIGERATOR COMPANY
Box R-1 GREENVILLE, MICHIGAN

I am interested in receiving information on how I can rent a new Econom-icer.

Name_____
Address_____
City_____ State_____

prints done on silk and framed in cut-out black lacquer and gold-leaf wood frames, and above the davenport he hung a Chinese crayon framed in bamboo.

The dining nook is furnished with a Duncan Phyfe card table and chairs upholstered in off-white leather. The table is just the right size for two people, but has a disappearing leaf in the center. Extended, it seats six people comfortably. On the table Mrs. Allen uses a Lalique bowl filled with Chinese lilies.

By absorbing a little of the back porch Mr. Moss was able to increase the size of a closet and provide the desired moth-proof storage room, with walls, ceiling and floor made of cedar. Next, the bath became just as modern as the other new rooms. There really was nothing wrong with the design of the bathroom. It was merely down at the heel. The old wood medicine cabinet was replaced by a steel cabinet with Venetian mirror and a streamlined light. A pine wainscot painted white was added and the wall above it covered with soft blue waterproof paper. The old chipped white bath fixtures, of course, gave way to smartly designed new ones with chrome metal hardware. Now, with a Venetian blind at the window, a new blue and white shower curtain, chenille bath mat and towels, the bathroom is rejuvenated. In the bedroom smart wallpaper, Venetian blinds, new draperies, and new furniture finished the picture.

Today the Allens have as modern a home as if they had built a new one and, remarkable as it seems, it was accomplished without overstepping the original $2,500 mark. Remodeling has a wide appeal, but building additions to our old house is an even more perplexing problem. Next month, Mr. Moss will build on two new rooms for us—all without sacrificing the exterior lines of the houses.

October futures on June sweet peas

[*Continued from page 19*]

plant food element, a forkful of rotted manure or a handful of a balanced commercial fertilizer for each lineal foot of row is sufficient. Your soil may require more fertilizer for best results, but remember that too rich a soil may be worse than one of low fertility.

Soil preparation and sterilization

All kinds of methods of applying manure to sweet pea soil have been advanced, the most popular of which involves placing a layer at the bottom of a trench, then

IMPERIAL TABLES

Among the many varied types of Imperial Tables, few are so versatile, so decorative, or so convenient and useful as the Console Card Table available in a wide selection of authentic styles. Whatever your table requirements may be, choose IMPERIALS for finest quality and utmost value.

Send 10 Cents for miniature illustrated booklet showing rare museum treasures which Imperial has reproduced. Write Dept. 1-10.

IMPERIAL FURNITURE CO.
Grand Rapids, Michigan

Buy Imperial Tables, identified by this Green Shield, your assurance of quality and style correctness.

BIG ENOUGH TO DO IT ALL!
A "Grown-Up" Appliance for a Major Need

It's plain that this kitchen stove is ridiculously too small. Don't be similarly disappointed in the performance of a Food Mixer!

NEW! Model G in gleaming white Dulux and Chromium

KitchenAid
REG. U.S. PAT. OFF.
ELECTRICAL FOOD PREPARER FOR THE HOME

May Be purchased on BUDGET PLAN for a few dollars a month

is the ONE machine with POWER and ability to take over food "production" in the home—to give you *ease* and *leisure* PLUS the satisfaction of creating superior foods *at definite savings*. Positively ends "Menu Monotony."

Enjoy KitchenAid now. Don't be misled by first cost. You'll find KitchenAid actually cheapest to buy, in the end.

KITCHENAID, TROY, OHIO
Please mail me your booklet, "Smooth Sailing in the Kitchen," which tells of KitchenAid.

Name_____
Address_____

You don't have to touch a toilet with your hands. No scrubbing. No scouring when you use Sani-Flush. This odorless powder does the job as nothing else can. It is made scientifically to clean toilets.

Just pour a little Sani-Flush in the bowl. (Follow directions on the can.) Then flush the toilet and the job is done. Spots and stains are removed instantly. The porcelain sparkles like new. The hidden trap that no amount of scrubbing can clean is purified and safe. Odors are killed. Sani-Flush cannot harm plumbing.

It is also effective for cleaning automobile radiators (directions on can). Sold by grocery, drug, hardware, and five-and-ten-cent stores—25 and 10 cent sizes. The Hygienic Products Co., Canton, Ohio.

Sani-Flush

CLEANS TOILET BOWLS WITHOUT SCOURING

ESCAPE NEEDLESS EXHAUSTION

FREE OFFER

This way to starch makes irons fairly glide!

This new way to hot starch does away with boiling, mixing, straining and bother. It's a powdered starch . . . practically self-cooking. It contains gliding ingredients. Makes hot starching easy. Makes ironing easy. Write us, The Hubinger Company, number 406, Keokuk, Iowa, for small proof packet . . . ask for *"That Wonderful Way to Hot Starch"*. See how easy it becomes to press things to gleaming perfection.

filling in the top soil again. There may be nothing wrong with this method, but I am sure it is generally more satisfactory to mix the manure or fertilizer thoroughly with the soil. I have found a balanced organic commercial fertilizer to be just as good as manure and have also had good results with a 6-8-4 inorganic fertilizer.

Here is a simple plan to follow in preparing the soil: Spade off the top two feet and lay it aside. Scatter manure or fertilizer along the bottom of the trench and work this into the subsoil. If the latter is very poor or close to the surface you will do well to remove some of it and replace it with good soil. As you put back the original top soil, pulverize it thoroughly and mix in more fertilizer. After it is all back in the trench pack it gently and it is ready for the sterilizing.

Soil may be sterilized in a number of ways but I have found treatment with liquid formaldehyde the simplest method for most home gardeners. Use a solution of one part commercial formaldehyde to one hundred parts of water and apply with a sprinkling can one gallon to each foot of row. As this may take time to soak in if your soil is a bit heavy, it is a good plan to make a little dike three or four inches high around the bed so the liquid will not run off. Immediately after treating it, cover the bed with a piece of building or mulch paper about three feet wide, pulling soil over the edges to hold it down. This covering, which confines the formaldehyde fumes in the soil until they have had a chance to kill the root rot fungi, should be left on for at least a week. If building or mulch paper is not available several thicknesses of newspapers will serve the purpose, but be sure to cover all edges with soil. Formaldehyde can be purchased at some hardware stores and most seed stores for about thirty cents a pound. As a pound is approximately equal to a pint and as the proportion is one to one hundred, you will need two pounds of formaldehyde to make twenty-five gallons of the solution, which will treat twenty-five feet of row. In mixing, it is convenient to add one cup of formaldehyde to about six gallons of water in a tub, or four tablespoonsful to ten quarts of water in a pail or watering can. Formaldehyde has a disagreeable odor and the fumes may make one's eyes smart, but it is not dangerous. If some of the concentrated liquid gets on your hands, wash it off immediately and it will have no harmful effect.

Due to the usual over-abundance of soil moisture, it is practically impossible to work soil to a depth of two feet or more in early spring. For this reason and also because formaldehyde should be allowed to act for at least a week before planting, I consider late September or early October the only satisfactory time to prepare soil so as to insure better flowers in spring. Get out the spade *today* and dedicate a few hours of digging to some really fine sweet peas next summer.

Mosaic is a not fully understood virus disease that causes leaves and stems to become curled, twisted, and peculiarly misshapen; the flowers, too, are often blotched and distorted on infected plants. Yet mosaic may be present in the plant and never show up until the weather gets hot. Again heat plus a disease, not heat alone, is the cause of sweet pea trouble. Mosaic disease may be seed-borne in some cases, and there are possibly other methods of transmission, but it is definitely known that the green aphid carries it from sick to healthy plants. Therefore, if you want good sweet peas, you must keep aphids off at all times by using a contact dust or spray recommended for sucking insects. And don't wait until these inconspicuous pests cover the young growing tips. Spray at the first sign of the pest, for in addition to transmitting mosaic, aphids reduce the general vigor of plants by sucking their juices.

Contrary to many statements often seen in garden books sweet peas do not require full sun; in fact, in my experiments they have always done better in partial shade. The vines grow taller, the colors are often better, and, what is more important, owing to the lower temperatures, they do not get mosaic as badly. By partial shade I mean a spot that gets sun for a few hours each day; for example, the east or west side of a building. Shade cast by a tent of muslin or a double thickness of cheesecloth is excellent, and the partial shade of trees is satisfactory. But remember, a tree's roots may spread out as far as its branches go up, so spading for the peas must be deep and wide in order to avoid root competition.

Plant early! early!!!

One of my earliest memories as a child was helping plant sweet peas each March 17th. To me sweet pea seed swollen from its over-night soaking has always had a place with the shamrock as a symbol of Saint Patrick's Day. Why that day was chosen I cannot imagine unless it was believed that a blessing from the good Saint gave the crop a better start in life. Nevertheless Saint Patrick's Day *is* a good time to plant; in most places it is about the last date they can be sown

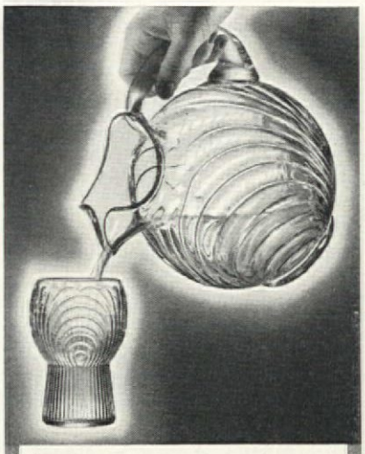

BALL JUG SETS in "Caprice..."

Cambridge Ball Jug Sets . . . most unique and popular beverage ensemble ever designed . . are particularly attractive in this lovely "Caprice" pattern. The practical features of ease in carrying and pouring, coupled with the gracious curves distinctive of "Caprice," bring a modish note to buffet or luncheon table. This set is one of more than 150 items available in Caprice . . . in choice of Crystal or pure Moonlight blue . all patented, exclusive, yet most modestly priced.

Ask also to see Cambridge Etched or Cut Rock Crystal . . . preeminent for brilliance and fine hand craftsmanship.

The Cambridge Glass Company
CAMBRIDGE, OHIO

Cambridge
HAND MADE GLASS

You pay less for Safety in this 2,000-Sheet Roll

The safety every mother rightly demands in toilet tissue actually costs less when you buy Satin Tissue! The 2,000-sheet roll holds two and three times as many sheets as ordinary rolls. Soft and sheer. Fits all fixtures. In Pure White, Natural and smart colors. 25¢ a roll or in 4-roll cartons. At better drug, grocery and department stores. Or, write A. P. W. Paper Co., Albany.

A.P.W.
Satin Tissue



Floors dull, dingy, scarred and marred? No matter! Double X can bring back their life and lustre. All you need is a can of this white magic (75c at paint or hardware stores); a pail of boiling water; a mop or brush; steel wool. Makes varnish vanish and bleaches...all in ONE operation. Send 10c for trial carton to Schalk Chemical Co., 352 E. 2nd St., Los Angeles

makes old floors new

Full size **STERLING** silver, substantial weight, five-piece service. Tray to match, heavily silver plated. Total price, $135.00. An outstanding value. Will send on approval.

Unusual Opportunity

To fill in your inactive and obsolete patterns of flat silver at substantially less than new merchandise. We have accumulated more than two hundred of these patterns, such as:

Bridal Rose	Lily-of-the-Valley
Canterbury	Louis XV
Frontenac	Medici
Georgian	Norfolk
Les Cinq Fleurs	Orange Blossom
Lily	Violet

This silver has been refinished and is offered in first-class condition and materially under the price of new silver.

UNUSUAL SILVER

We have one of the largest stocks of unusual silver in the United States, consisting of Tea Services, Compotes, Pitchers, etc., by America's leading silversmiths, also foreign makers.

Correspondence solicited
Silver sent on approval

JULIUS GOODMAN & SON, INC.
47 S. MAIN ST., MEMPHIS, TENNESSEE

A NAME

IRWIN

THAT STANDS FOR GOOD FURNITURE

MANUFACTURERS OF FINE FURNITURE FOR OVER 60 YEARS

Sold Through Furniture Dealers

with any assurance of success. So by all means sow no later than Saint Patrick's Day unless the ground is still frozen. The soil may be a bit muddy and the weather man may predict rough weather ahead, but sweet pea seedlings will stand almost as much cold as many perennials. If the winter is mild sow any time after January 1st; and if you should lose a planting due to cold, sow again. Seed is cheap and the superior flowers that will result from an extra early planting makes the chance worth taking. My rule is: Prepare the soil in fall; then plant the seeds on the first day after the New Year that they can be shoved into the ground. It holds good for the entire country except the Deep South and California, where November and December plantings give best results.

I have grown my best sweet peas from plants started in pots in a cool greenhouse on January 15th. Late in February they were transferred to a cold frame where they were kept for three weeks with only the protection of the sash. I have started individual plants in two-and-one-half-inch pots and three plants in four-inch pots with equal success; but in the latter case I have found it best carefully to unwind the roots, remove the soil, and separate the three plants when setting them out. Then with a trowel make a hole deep enough to accommodate the roots when fully extended, and press the soil firmly around them. They can also be started in boxes four or more inches deep and transplanted with success. Whenever transplanting sweet peas get the roots as far down as they will go, but leave the crown of the plant above the surface. After they are set, pinch all top growth to within three inches of the ground.

All this may sound like harsh treatment but sweet peas are not as delicate as you may have imagined. I heartily recommend starting them in a greenhouse or hotbed in January for transplanting in March. Any homemade glass shelter will do, and the new, electrically heated hotbeds are ideal. The important thing in growing young sweet pea plants is to keep the temperature below sixty-five degrees at all times. A slow growth early in their development keeps them sturdy and enables them to withstand rough weather after they are set out in March.

Depth, spacing, thinning

Much difference of opinion has existed concerning the proper depth of planting when seeds are sown directly in the open. Some say five inches, others three, and others still less. In my experiments the only difference between

BETTY AND BOB PICK OUT THEIR NEW HOME



• UNUSUALLY attractive and modern effects are being achieved in smart, new homes by the use of Genuine MASONITE. In this house, designed by Kenneth Day, Philadelphia architect, the walls of the entrance hall and stairway parapet are MASONITE TEMPERED PRESDWOOD, painted ebony black. An interesting pattern is achieved by allowing the screw-heads to show. The far wall is cinder block, painted white.

• Throughout the entire house, as shown in this bedroom, MASONITE TEMPERED PRESDWOOD is used for wainscoting. The reason: MASONITE TEMPERED PRESDWOOD provides a hard, durable surface that will not damage easily. It can be kept spotless by merely wiping down with a damp cloth.

• All bathroom walls are MASONITE TEMPERED PRESDWOOD with water-proof varnish finish, leaving the board in its natural warm-brown color. MASONITE is grainless and moisture-resisting — will not warp or crack when properly applied. Offers beautiful, permanent wall and ceiling surfaces at amazingly low cost. Mail in the coupon below for FREE samples and complete details.

It's Right MASONITE

MASONITE

THE WONDER WOOD OF A THOUSAND USES

A MISSISSIPPI PRODUCT

SOLD BY LUMBER DEALERS EVERYWHERE

MASONITE CORPORATION, Dept. AH-10 111 W. Washington St., Chicago, Ill.

Please send me FREE samples and more information about Genuine MASONITE.

Name_____

Address_____

City_____ State_____

deep and shallow plantings was that the former took longer to come up. So I suggest covering seeds with two inches of soil. It is not a bad idea to sow rather thickly, perhaps an inch or less apart; but thin the plants to no less than three inches after active growth has started and the healthiest ones become evident. My best sweet peas have been spaced five inches apart.

There is an old-fashioned idea, still recommended in some garden books, that one should plant sweet peas in a trench, then pull the soil around the plants as they grow. In my opinion this practice borders on superstition. There is nothing to be gained by it, and the trench makes a fine place for water to accumulate after early spring rains; and that may easily cause rot and other trouble. If anything, plant the seeds on a slightly elevated bed.

No special cultivation is necessary. Keep out weeds and work the surface occasionally. Fertilizer may be applied after danger of more than a light frost is past. Whether or not this will be necessary or beneficial depends on the nature of your soil, how well it was prepared, and how much of the mineral nutrients was leached out by excessive rains. In any case never put the fertilizer closer than four inches to the plants.

Don't over-water. Just because the top of your soil is dry is no indication that your peas need water; but when you do irrigate make a thorough job of it. Some garden authorities have recommended treating the plants in the evening with a misty spray of water. I have found no advantage in this practice, but do it if you like. It may help control aphids and of course keep the leaves free from dust.

There are many ways in which one can support the vines. String, wire, brush, and lattice work all have their merits, but the important thing is to get the supports in place early, just as soon as the first tendrils begin to feel their way upward. Many of my neighbors have asked me if it is necessary to soak seed overnight. No, it is not necessary; still, it is a good practice as it may actually hasten germination by a few days.

Sweet peas, like other members of the legume family, have tiny nodules on their roots formed by nitrogen-fixing bacteria which are able to obtain that essential plant food element from the air. That is, they have them if the bacteria are present in the soil or are placed on the seeds at the time of sowing. These beneficial organisms are present in most garden soils in numbers sufficient for an initial inoculation, but the sterilization that kills the root rot fungi may also kill most of the beneficial bacteria. Hence, for best results with sweet peas, one should inoculate the seed with nitrogen bacteria which can be purchased in small cans from any progressive seedsman. Be sure to get the bacteria recommended for sweet peas, and apply it according to directions.

Prepare and sterilize your soil in the fall, start plants as early as possible, and keep off all aphids. These are the cardinal rules for successful sweet pea culture. Do these things and, with ordinary cultivation and watering, your plants will defy the heat of early summer. Planted in partial shade they will defy summer even longer and your flowers will be superb.

Century ZEPH-O-LATOR Warm Air Conditioning Furnace Unit

THOUSANDS already have discovered this thrilling fact. Century not only banishes tiring furnace tasks, but actually lowers fuel costs. You get extra comfort and convenience . . . plus maximum overall heating efficiency . . . thanks to Century's exclusive principle of Floating Flame with Even-Flo Combustion. This amazing principle of burning the cheapest grades of fuel oil eliminates waste . . . smoke . . . soot or odor. Proved by nearly 100,000 satisfactory installations.

For full details clip coupon for FREE book. See the exciting new 1937 Century models in natural color.

The CENTURY ENGINEERING CORP., Dept. A-2, Cedar Rapids, Iowa

CENTURY AUTOMATIC OIL HEAT

Available in addition to the Century Zeph-o-Lator are Boiler-Burner Units with year 'round Domestic Hot Water for steam, vapor, or hot water systems; Conversion Oil burners; and Domestic Hot Water Heaters. Mail coupon for details.

Century Model "J"

FREE BOOK

CENTURY ENGINEERING CORP., Dept. A-2, Cedar Rapids, Iowa

Gentlemen:—Send new booklet that fully describes with pictures in natural colors, the latest Century burners and complete heating units.

Name .....

Address .....

City ..... State .....



Kimball standards of musical quality and dominating value, established 80 years ago, have made the name Kimball a household word, internationally, in things musical. And there has never been a change in family ownership or management of the business—protection for every buyer of a Kimball piano.

W. W. KIMBALL CO.

80th ANNIVERSARY

KIMBALL HALL Dept. A-107 CHICAGO · ILL

Write for De Luxe 80th Anniversary Catalog

Our little feathered foundling

[*Continued from page 90*]

rectly outside our breakfast window attracted chickadees, woodpeckers, the tufted titmouse, the nuthatch, the brown creeper, the purple finch. All of them would come to sample delicacies they would find nowhere else—pieces of suet, hempseed, sunflower seeds, and a variety of nuts.

Of course, if you really want songbirds, you must provide more than food. Birds want, first of all, security and shelter. We have no cats, and my BB gun keeps the neighbor's cat at a safe distance. Evergreens throughout the garden, high ones and low ones, provide safe hiding places and getaways from prowlers. Underneath the snow-covered branches of spruces and hemlocks our birds huddle together during the cold winter nights. Birdhouses everywhere provide nesting facilities, and a half dozen small pools and birdbaths supply drinking water and a shower during the hot spells. Robins, wrens, orioles, the scarlet tanager, the rose-breasted grosbeak, the song sparrow, and the wood thrush are among our summer birds.

So we were not entirely unfamiliar with birds. But this was the first time we had been elected foster parents of a young helpless robin. What bothered me most was that my fingers were too big and clumsy to place the elusive yolk crumbs far back into his throat as the robin-parents do with their long beaks. Vivid imagination suggested a pair of tweezers, held between forefinger and thumb, while the other three fingers imitated the fluttering wings of father or mother. Lo and behold! He accepted the substitute with all signs of satisfaction.

Meanwhile, a friend with whom we shared our purple finches sug-

188 Pages of Decorating Ideas

▼

A NEW BOOK on interiors, compiled by the Editors of The American Home, has just come from the presses.

188 pages of color schemes, furniture arrangements, fabrics, etc. Practical suggestions for every room in your house, and it adequately covers homes in every section of the country, meeting all living conditions from California to Florida.

308 Individual Rooms
12 Pages of Children's Rooms
16 Pages of Game and Hobby Rooms
15 Pages on Kitchens

Literally thousands of illustrations of furniture and fabrics.

188 Pages of Practical Help
Completely Revised
Greatly Enlarged

THE MOST IMPORTANT SERVICE BOOK WE HAVE PUBLISHED

Sent Postpaid Anywhere in United States for $1.00

▼

Use the Coupon

THE AMERICAN HOME
251 Fourth Avenue, New York

Send me a copy of your new book on Smart Interiors. I enclose $1.00

Name.....

Address.....

.....

gested raw meat as the proper diet for young birds. Worms had proved unsatisfactory because the youngster could not manage the wiggling things wound around the tweezers. So we bought ground beef, rolled a tiny piece into the shape of a dead and manageable worm, and helped the youngster achieve the first square meal he had had in probably twenty-four hours. Again he squatted down in the hollow of my left hand, refusing to budge an inch or be "parked" anywhere.

What a helpless thing a little bird is! He could hop, to be sure, but of flying he had no idea whatever. The tiny pinfeathers of his tail were much too short for steering, and his short wings allowed only a flutter of a foot or so at most, and only horizontally or downward. So we placed an abandoned robin's nest in a cardboard box about a foot high, and, after another feeding, deposited him in the nest for his next nap. The whole family was eager to feed him, to hold him in the hollow of their hands, and to pet him, and it was not many hours before we discovered that he had no more inhibitions about us; even the wagging bushy tail of our collie did not scare him.

Thus came the end of the first exciting day and the problem of what to do with him next. I could not very well sit up all night with a robin perched on my forefinger, which, I daresay, would have provided an eminently satisfactory roost. My little daughter wanted to have him at the foot of her bed, so that she could feed him early in the morning. And then there was the cardboard box with the nest in it. I decided in favor of the latter, principally out of consideration for our Persian rugs. On the floor in my bedroom in front of a large window, the box would get the morning sun, and he would wake up for breakfast about 5:30. In order not to miss anything, I set the alarm for that hour. A useless precaution! At 5:10 a loud and determined squawk said distinctly, "I want breakfast!" Promptly two large pieces of meat—the equivalent of at least two fair-sized worms—found their way into the bottomless pit, assisted by the careful use of tweezers and the fluttering hand.

It is incredible how trusting these little creatures are—or rather, how much confidence is inspired by a little food. But our charge demanded constant attention, for the cardboard box was not at all to his liking. He wanted to investigate. The slippery floor of the kitchen linoleum, so unlike a grassy lawn, was negotiated with some misgivings until he reached my foot which protruded from under the breakfast table, a short distance from the ground.

Paint is always so lustrous and smooth on the WESTERN PINES*

EVEN on grayest days, this pleasant little home in the Montana hills is cheerful to look at — and live in. For the Western Pines . . . outside, painted; inside, enameled . . . are always friendly and gleaming.

No woods take paint or enamel more readily — give them more beauty and endurance — than these soft-textured, well-seasoned Pines. Choose them if you would have a lifetime of faithful service.

FREE! Write today for "Western Pines Camera Views"— a picture-portfolio of interesting and helpful building ideas. Western Pine Association, Dept. F-43, Yeon Building, Portland, Oregon.

***Idaho White Pine *Ponderosa Pine *Sugar Pine**

THESE ARE THE WESTERN PINES

"Spencerized" Warm Air Heat introduces advantages in convenience, comfort, dependability and economy not heretofore possible with ordinary types of furnaces. The new Spencer Warm Air Furnace operates on the forty-year-proven automatic magazine feed principle. Fuel is No. 1 Buckwheat Anthracite selling from $3 to $4 a ton less than larger size. Reduces coal bills one-third. Easy to add air-conditioning features. Finger-tip control makes the Spencer entirely automatic, for the woman of the house.

MAIL THIS COUPON — *Get this* **FREE** *Book*

SPENCER HEATERS
Division, Lycoming Mfg. Co.
Williamsport, Pa.

Please send me your free book, "Spencerized Warm Air Heat".

Name.....

Street Address.....

City.....*State*.....

There is also a full line of Spencer Heaters for steam, vapor and hot water.

"Nothing in our new bathroom pleases me more than our T/N ONE-PIECE water closet. Guests admire the smart lines, its quiet operation is a revelation, and the low shelf is so handy."

"Yes, and especially with children, the non-overflow control is priceless. T/N design also gave us utmost flexibility in planning the room . . . it can be placed in a corner, even under a staircase."



The Winston lavatory, with chromium legs, fittings and handy towel rack, was especially designed for installation with the T/N ONE-PIECE water closet. Both are priced so you can include them in the most modest budget.

W. A. CASE & SON MFG. CO.
BUFFALO, N. Y.

Fully illustrated bathroom suggestions with the T/N, and the Winston lavatory are yours for the asking. Just write to:
W. A. Case & Son Mfg. Co. Founded 1853
33 Main St., Buffalo, N. Y. Dept. C-107

NO polishing, NOT slippery, positively! Resists wear and water, on floors, linoleum, woodwork, furniture. The beautiful NEW "61" Satin Finish is now on sale by paint dealers. Pratt & Lambert-Inc., Buffalo, N.Y.

"PRATT & LAMBERT"
A GOOD HOUSE PAINT

That looked like a perch from which he could view things better. Also the blue dressing gown afforded a better foothold than the linoleum, and up he crept, hopped, fluttered, until he sat on my knee. From there to the warm hand, which he knew from the day before, was only a short step and the rascal had taken possession of his roosting place.

The neighbor's children came in and wanted to hold him, and to their great delight our robin went from one warm hand to the other, each time nestling down and winking with one or both sleepy eyes. Our friend, the bird-lover, came in and when she saw the performance with the tweezers and the raw meat, she laughed until the tears came, exclaiming, "My dear, it won't be long now and you'll sprout feathers!"

There was no longer time to do anything but take care of the youngster. Gradually he became more and more inquisitive; he wanted to know what was under the refrigerator and behind the radiators; he sat on the table to watch me write letters; he hopped on my shoulder and from there he finally reached the top of my head where he contentedly settled down in a shock of uncombed hair. (Thank goodness I am not bald!) And so the second day went by.

The second night was spent in the cardboard box under protest. He could not understand why his wings did not carry him to the top, and why he was so powerless to gain a foothold on the four smooth walls which imprisoned him. Time and again he would try to beat his wings, only to fall back into the nest. Decidedly, I would have to give him flying lessons. So the next day our large glassed-in porch was appropriated for this purpose. It had only rustic furniture, made of swamp cedar which afforded good footholds and perches. My failure to soar aloft with my 150 pounds did not discourage me or my pupil, but my antics did impress my neighbor's children as slightly grotesque. However, my pupil evidently understood the waving motion of my arms, and liked the idea of sitting on the outer end of a tree branch; that is, on my fingers. As they would go down, he would open his wings, as if to steady himself. Six feet from the ground was some distance, but the arms went up and down, the down motion increasing in rapidity so that his foothold became a little more precarious. Since by that time he appeared to understand a little English, I encouraged him with repeated admonitions—"Atta boy"—"Fly!" I am sure that's what his parents would have said when he got ready to leave his nest up on some leafy, protecting bough.

SEND FOR FREE BOOK —BE READY!

EVERY fire insurance policy states that you must make a complete list of destroyed and damaged property to receive settlement. Get this *free* "Household Inventory" booklet. It will help you list everything, room by room, before an emergency arises. Send the coupon. No obligation. Address:

AMERICAN INSURANCE CO.
Dept. 0711, 13 Washington St.
Newark, New Jersey

Without cost or obligation, please send me a free copy of your booklet, "Household Inventory."

*Name*_____
*Street*_____
*Place*_____ *State*_____

MAKE YOUR OWN
Raised-Letter Stationery

With this unique Steel-Die Embosser your name and address, monogram or initial is quickly impressed in distinguished raised letters on your favorite note paper and envelopes. Far more beautiful than printing and costs much less. Will not cut paper. Personal embosser, lifetime guarantee, $2 up.

NOTARY, CORPORATE LODGE SEALS, $3.00 UP

Write for free style sheet showing wide range of lettering, initial and seal designs for hand and desk models. ORDERS SHIPPED DAY RECEIVED. Sold also by many stationers and department stores.

ROOVERS EMBOSSERS
1415 37th St., Brooklyn, N. Y.

"Atta boy!"—Another down motion and I felt his claws grip my fingers as he steadied himself for his first real flight. He aimed for the back of a cedar chair, but missed it badly, landing on the floor. Picking him up to repeat the experiment, I decided that the tree branch of my arm had done enough wafting, and held steady. He stretched his neck as if to gauge the distance. Another "Atta boy!"—and off he went, this time reaching the seat of the chair, and immediately clambering to the top rail of the back, where he squinted at me as if to say, "That wasn't so bad, was it?" To show my appreciation and approbation, I carried him around in my hand again—for, ever since that clammy cold night of his first disastrous adventure, he liked the warm hand almost more than he did food.

That night we left him on the porch and early in the morning, I found him perched on his favorite chair. The minute he spied me he greeted me with loud squawks and fluttering of wings. Strange how many friends one can make with hospitality which consists of food only. Why, even human beings—but that's another story to be told later. . . .

Meanwhile his tailfeathers were growing fast, and his indoor flying improved, but green trees beyond the glass windows were beckoning; I could not look at his valiant but vain efforts to reach them without a heartache, and I decided to give him the freedom of the garden. Previously, taking a leaf out of my bird observations, I had accustomed him to a special whistle before every feeding—three long notes and a trill at the end. I relied on the fact that robins feed their young for a week or so after they leave the nest, and that, in order to find the youngsters, they "park" them on a rock or in a bush whence a tiny "peep" answers Father Robin when he whistles "Where *are* you?" My whistle was a little more emphatic and sounded more like, "Where in thunder are you hiding?" Emboldened by this precautionary measure, I ventured outdoors, his lordship sitting on my shoulder. To my great delight he made no move to desert his "meal ticket," but observed his surroundings with interest.

"This may be an example of beautiful landscape gardening," he seemed to say, "but I don't want another experience on a cold, wet rock. I prefer blue dressing gowns; they are much more comfortable." So back to the porch he went.

Seeing other robin-parents on the lawn feeding their fledglings, gave me a brilliant idea. Much as I hated to give up our bird, I realized that he was leading an

The Spinet Grand
Exclusively by
MATHUSHEK
EST. 1863

The most Sensational Piano Development of the Century. This exquisite instrument, originated and exclusively fashioned by the old established House of Mathushek, has thrilled America since 1931.

A Grand Piano in which decorative adaptability has been combined with tonal beauty.

Send for Booklet A.

The Grand Piano in Spinet Form. "Only Mathushek makes the 'SPINETGRAND'."

MATHUSHEK 43 WEST 57 ST. NEAR FIFTH AVE., N. Y.

SWEEPERS RUN EASIER

There's nothing like a few drops of 3-In-One Oil to pep up sluggish sweepers, washing machines, sewing machines, children's toys, electrical appliances, hinges and locks etc. It is pure and free of gum. Specially blended for "triple action," it cleans, oils and stops rust.

3-IN-ONE OIL
LUBRICATES • CLEANS • PREVENTS RUST

Children look better in
Klad-ezee

Klad-ezee children's wear is smartly styled, trim tailored and built to last.

Exclusive patented drop seat. No buttons at back waist line. Send for our latest catalogue.

Ambitious Mothers
can make a good income acting as our representative selling Klad-ezee garments. Write KLAD-EZEE, 257 First Avenue No., Minneapolis, Minnesota

Klad-ezee
Exclusive Patented Drop Seat
the Real "SELF HELP"

YARNS
$1 LB.!
AT LOWEST CUT-RATE PRICES!
FREE SAMPLE CARDS, needles and knitting bag free with order. Silk Boucle (all colors), Worsteds, Shetlands, Velveens, etc. 500 colors. Write Today for Samples. Est. 21 yrs.
SPECIAL DISCOUNT OF 10%
F&K Yarn Co., 85 Essex St., N.Y.C. Dept. AH-10

unnatural life and might become a public charge if we kept on spoiling him. Perhaps some of the other robins who had families would adopt him, and feed another hungry beak while showing him how to scratch for his own food. With such training he might become self-supporting in about a week. But the problem was how to introduce a frustrated young bird to prospective foster parents—perhaps even his own! Would they recognize him? The experiment was worth trying.

I thought of the old saying about birds of a feather flocking together, and hopefully watched my charge as he obediently sat on one of the many "low eminences" in my garden. He could have helped my endeavors along a bit by sending out his call for food, but he just sat there and sulked. Along came a female robin who alighted on the lawn and listened for worms, her head cocked to one side. Suddenly she spied the youngster. She hopped a few feet nearer and—oh joy!—finally landed on the rock within a few inches of him. My heart was beating. Would he fly away with her? She looked at him long and earnestly while he merely blew up his feathers and hunched up as though he was getting a scolding, or undergoing psychoanalysis. What would she do to him? Were they talking bird language? I am convinced it was his own mother, for she looked him over very carefully. But, apparently deciding that he was nothing but a renegade, she flew away without uttering a sound. His lordship, much relieved, hopped from his perch, looked perfunctorily through the grass, found nothing, of course, and flew back to my shoulder. It was my first failure! And although in a way I was glad and perhaps flattered, I realized more and more that this sort of thing could not go on forever.

After all, a bird is a bird and how could I teach him to find his own food? I tried getting down on all fours and listening for worms, but heard nothing. Digging with my nose might have set him a good example but it would have been painful and probably fruitless. I scratched with my fingers where I had previously hidden a "worm" made of raw beef, while the youngster looked on interestedly. But he disdained or refused to see a worm that was not, as it should have been, at the end of a pair of tweezers. Hopeless. What was I to do? My pangs of remorse were emphasized by the fact that one day he had suddenly begun pecking at the Scotch tweed of my knickers. Being taken for his prospective lawn made me all the more determined to teach him real bird technique.

Young MRS. HUBBARD SPRUCED UP HER CUPBOARD

and it cost but 5¢

THERE'S no bone of contention about Royledge. Mrs. Hubbard and her guests agree it's the thriftiest, smartest, quickest way to pretty-up shelves all over the house.

Fabrics are expensive; *Royledge isn't.* Fabrics need laundering; *Royledge doesn't.* Edgings have to be tacked; *Royledge lies flat,* protecting the shelf, decorating the edge.

This wonderful shelving won't curl, doesn't catch dust... lasts and lasts. See the beautiful modern and period patterns approved by decorators. At nearest 5-and-10¢, dept. or neighborhood store. 5¢ for 9 feet. 10¢ sizes too... and you can put it up in 5 minutes! Roylace, 99 Gold St., Brooklyn, N. Y.

When you need Doylies, say Roylies... 5¢ and 10¢ a package!

9 FT. 5¢ "FEEL THE EDGE"
Royledge
REG. U.S. PAT. OFF.
SHELVING

SEE RITZ CLEANING CLOTHS IN MODEL HOUSES

Modern home cleanliness demands RITZ HOUSE CLOTHS, practical and esthetic. Each a "method". Launder like new. 45 years of success. More than 30 styles at Houseware and Dept. Stores—also Kitchen Towels. Economical. Say RITZ. Booklet.

Good Housekeeping Approved

Floors Dishes
Dusting Paint
Polishing Silver
Windows All Uses

RITZ
JOHN RITZENTHALER
71 Franklin St., N.Y.C.

New Fireplace Safety

Flexible metal fire screen, brings safety, beauty, convenience to fireplace. Hangs gracefully. Slides open or closed. Can't fall or be knocked down. Write for description, styles, finishes. Bennett Fireplace Corp., 55 Wall St., Norwich, N.Y.

BENNETT Flexscreen

18-piece service for four people $21.72

Spode
PINK TOWER

Since the 18th century, Spode Tower, in Pink or Blue, has been symbolic of fine dinnerware.

See other beautiful patterns of Spode at your local stores or write for illustrated booklet No. 19.

Sole Agents and Wholesale Distributors
COPELAND & THOMPSON, INC.
206 FIFTH AVENUE, NEW YORK, N. Y.

DECORATION'S FOURTH DIMENSION

Today, architects and decorators specify Lightolier fixtures not only for authentic style and beauty, but for their unique ability to bring out the full effectiveness of carefully planned interiors.

Visit the Lightolier dealer in your community. His store is lighting headquarters, his advice is available without charge. See the new Lightoliers now on display. Every fixture is designed to fuse your rooms and their furnishings into lovelier ensembles.

Plan Your Lighting When You're Planning

Write Dept. 110 for a free copy of "The Charm of a Well Lighted Home." It will show you how to secure beautiful lighting at lowest possible cost.

LIGHTOLIER

11 EAST 36 ST., N. Y.

CHICAGO • LOS ANGELES • SAN FRANCISCO

PLASTER FOR PATCHING THAT ANYONE CAN USE

Holes in walls are easy to repair with Rutland Patching Plaster. Makes a perfect, lasting patch.

Hidden in a part of the garden which really is a corner of the woods, and not more than twenty yards from our kitchen door, we built years ago a summer house of the trunk of a sixty-foot cedar. Very substantial it is with a rain-proof roof and screened by groups of rhododendrons and laurels. We often take our meals there and watch the wrens, robins, and cat-birds build their nests within a few feet. There I decided to park his lordship, since he would not leave us. Every half hour he had to be fed—some one was always in attendance with the tweezers, preferably my youngest daughter or myself.

From the crossbars of the summer house he had a perfect view of the bird life around him. The cat-bird, nesting in a blue spruce nearby, had learned to recognize my whistling call, knew the robin's answering yell for food and watched with amazement and increasing curiosity the performance of a supposedly wild bird being fed by the hand of a human being.

It was cherry time, and our cherry tree was full of robins hacking the cherries into small pieces and feeding them to their young—while I was still providing the raw beef diet. I knew I was all wrong so I changed tactics as well as diet. I parked our charge in the cherry tree, hoping he would find there the food he refused to look for in the grass. But all he did was to sit patiently on the branch assigned to him, allowing us to feed him there—and then taking his afternoon nap. It was exasperating. He would accept a piece of cherry from the tweezers with the accompanying fluttering of three fingers, but that was all. He preferred beef. More than a week had gone by. He was at perfect liberty to fly away, but we continued to be his slaves.

Once we were away from the summer house a little longer than suited his convenience. He had noticed that food was always brought to the summer house from the kitchen door, so he flew to the end of the gutter above that door and sent out his call for food. My little daughter heard him and ran toward the summer house, where he overtook her and landed squarely on her shoulder, saying plainly, "Where *have* you been so long?"

However, Nature will in time assert itself, even in a pet robin. Since he could not find any worms, he pecked at the peat moss surrounding the summer house, just to show us that he could pick up dirt and leaf mold. This amused him and got his beak very dirty, after which he noisily welcomed a drink of fresh water (from an eye-dropper, if you please), and a square meal of beef. But as the days passed, he took an increased interest in a piece of abandoned property next door, craning his neck to watch how young birds were taught to fly and to find worms, and finally the day came when he first took a long flight—over a hundred feet—and disappeared from view.

My little daughter wanted to go after him. "How will he find his food?" she said. Taking a piece of raw beef with her, she found him in short order, tracing his call for food, and fed him. "All wrong," I said. "If he really wants food he will come back to the summer house. Just whistle for him!" So the next time he disappeared we whistled, and he came back in a glad rush as if to say, "*Here* I am!"

Hot July days had arrived and he had never taken a shower bath, so I determined to complete his education in that respect. Our bird-bath pool is not far from the summer house, and he followed me to the secluded spot, expecting food. On my knees I showed him the water and gently splashed it in all directions. When the first drops reached him he was pleasantly intrigued and came a little nearer, watched the hand that produced the shower, and tried to put his head into my hand. This I withdrew slowly until he stood with his "toes" in the water. Another splash, and his wings began to move in unison with my hand. Still another and, as he felt the water trickling down his back, he became wildly enthusiastic and got himself much wetter than he should have. Then he allowed me to take him on my finger into the sunlight, where I had to show him how to dry his feathers by tickling the end of his tail feathers and his wing feathers. This finally induced him to shake himself thoroughly before flying into a near-by tree. Next morning he came back for his bath, this time leading the way and waiting for me to splash the water with my fingers.

Along came the fateful day when he learned to be a good mixer. A flock of young robins who had learned their lessons were cavorting in the neighbor's abandoned garden. He decided to join them and though at first they would have nothing to do with him, he persisted until he had made the acquaintance of a young maiden-robin. Our protégé by that time had developed into a fine big bird, with long tail feathers, though he still showed the brown spots on his breast. He must have made a strong impression on his girl-friend—presumably because of his much wider knowledge of human beings. He would still come to the summer house, whenever we whistled at meal time—that is, whenever *he* was hungry. And that hap-

circulates heat

Cuts Fuel Bills

The Heatilator Fireplace circulates heat to every corner of the room and even adjoining rooms. Saves wasteful furnace fires spring and fall. All the heat needed in mild climates. WILL NOT SMOKE. Ideal for small homes, camps, and basement recreation rooms.

Thousands in Use

The Heatilator is a correctly proportioned form around which the masonry is easily laid. No limit to mantel design. Firebox, damper, smoke dome, and downdraft shelf all included in the one unit. Saves materials—saves labor. Costs but little more than an ordinary fireplace. Write for details.

HEATILATOR COMPANY
618 E. Brighton Ave.
Syracuse, N. Y.

Heatilator Fireplace

WHEN YOU CHANGE YOUR ADDRESS

Be sure to notify the Subscription Department of THE AMERICAN HOME at 251 Fourth Ave., New York City, giving the old as well as the new address, and do this at least four weeks in advance. The Post Office Department does not forward magazines unless you pay additional postage, and we cannot duplicate copies mailed to the old address.

HOUSEWIFE'S MISHAP

she puts New-Skin on can-opener cut and forgets it

When you've figured the roast would just do and then Hubby's turned up with two pals—there's a frantic session of opening cans—with occasional damage to hands. But this hustling helpmate is hep to this danger and keeps New-Skin at hand for such cuts. She just cleans out the hurt and dabs on the New-Skin. It forms a waterproof, protective covering that stops any bleeding and keeps out infection. Dries almost instantly and will not wash off.

A necessity for the medicine chest of every home. Used for all small cuts, abrasions, minor skin injuries, for more than thirty-six years.

NEW-SKIN

at all druggists. 15, 30 and 50 cents

This Attractive Binder *For* *The* AMERICAN HOME



(Holds six issues)

In response to many requests from readers, we offer the new and practical Permo binder. Easy to use and made of a superior quality of simulated leather—beautifully grained and with title embossed in gold.

POSTPAID $1.40

Anywhere in the United States or possessions—

Mail your order to

The AMERICAN HOME

251 Fourth Avenue

New York City

pened at least every hour daily.

We watched his activities as long as he was in sight. There he was in the oak tree, his girlfriend by his side. He tried to persuade her to come with him—he had such an easy way of getting a square meal. He flapped his wings, made believe he would fly off without her, then tarried a while; but she was adamant. "Nothing doing," she said. "Mother has called me away every time I go too near that summer house."

I decided to whistle—just to see what he would do—and I was not disappointed. But he swallowed his food in an awful hurry and went right back to his playmate—to find his prospective mother-in-law sitting with her daughter. And, oh! what a scolding he got!

Whenever friends came to our summer house and it was our bird's feeding time, he would come at the first whistle—out of nowhere—in a great rush to get his food. No matter how many strangers were there, he was perfectly confident that nothing could hurt him. Before meals I could park him on anybody's hand and feed him. But after he had eaten he always was off in a hurry.

One Saturday I had to leave home for a week end in Connecticut. My little daughter promised she would take care of the hungry bird. Often, when the tweezers were not at hand, her little fingers proved even more acceptable, and the bird would go to her in preference. So I felt perfectly safe in leaving him in her care.

Monday night I returned but did not have a chance to utter the impatient and all important query, "How is birdie?" With tears in her eyes she met me at the door.

"Daddy, the bird is gone—he did not come once since you have been away. Maybe he missed you!" And then, in a confidential whisper, "You know, Daddy, I think he is better off finding his own food."

EDITOR'S NOTE: *Mr. Wielich's achievement (not to mention his delightful way of telling about it) entitles him to hearty congratulations as a foster robin parent. At the same time, it is worth noting that the usual advice of bird authorities is that the hand-rearing of baby birds is so difficult and so rarely successful that it is generally wiser not to adopt a stray fledgling, but rather to leave it in, or transfer it to, as safe a place as possible outdoors where its natural parents will be able to find, look after, and feed it. Of course, there are exceptional cases, and much depends on the skill, judgment, and patience that one is able to employ in assuming such a responsibility.*

Make Better Coffee

Want perfect coffee every time? Then—take the guess work out of coffee making. Silex glass coffee maker thinks for you...automatically and correctly times the period of coffee brewing after switch is turned off. Pyrex brand glass, guaranteed against heat breakage. Clean...easy to keep clean.

ANYHEET CONTROL SILEX . . . $6.95



DIAL YOUR HEAT

Anyheet Control can be purchased separately for recent electric models . . $1.50

ANYHEET CONTROL SILEX
Keeps Coffee Any Heat

Perhaps your family straggles in for coffee at different times. Now—no more cold coffee for late comers. With Silex Anyheet Control you dial the heat you prefer...keep your coffee at any heat desired...without reheating. The last cup tastes as good as the first!

The Silex Co., Dept. 3, Hartford, Conn.
The Silex Co., Ltd., Ste. Therese, Quebec

Other Electric Table Models $4.95 up

Kitchen Range models . . . $2.95 up

Brewing completed without removing glass from stove

Genuine SILEX GLASS COFFEE MAKER
TRADE MARK REGISTERED U.S. PAT. OFF.

"IM FEELING BETTER SINCE OUR MARRIAGE!"

THE RIGHT helpmate for that expensive electric refrigerator is not a "sewing machine oil." Decidedly not! Such an oil is much too thin to lubricate it well.

Refrigerators need the *ONE* oil made specially for motor-driven appliances—*Gulf Electric-Motor Oil.* It makes them operate more smoothly and live longer. Never gums them up. *Big* can of this oil is only 25c—at your dealer's. Gulf Petroleum Specialties—Pittsburgh, Pennsylvania.



GULF ELECTRIC-MOTOR OIL

The ONE oil made specially for electric appliance motors

Self-Smoothing Kyanize LUSTAQUIK ENAMEL

For bright, colorful, durable and waterproof furniture, woodwork, wicker and metal surfaces, indoors or out. A *self smoothing* enamel. Easy to apply. Dries in 4 hours. Leaves no brush marks. All newest colors. *Write Dept. 705 for booklet in natural colors, Free.*
BOSTON VARNISH CO., Everett Station, Boston, Mass.

Choice CUT FLOWER Tulips

25 for $1.50 - 100 for $5.75
1000 for $52.
250 at 1000 rate.

So you can have a choice selection of long stemmed Tulips for cutting, our Holland grower has made for us the last five years, a blend from their finest varieties. Special attention is given to a wide range of harmonious colors and all of them long stemmed. Among them are Darwins, Cottage and Breeders, not excepting the graceful Lily-flowered Tulips. This Cutting Collection has made a decided hit. Those who have bought it, come back year after year for 100 or 200 more, so as to constantly keep their supply in good condition. They send us photographs and write us enthusiastic letters. It's your chance to get some truly fine Tulips for cutting, and at a surprisingly reasonable cost. As a matter of fact, those who are not fussy about having named varieties, buy them for their regular plantings. To our Special Bulb Catalog you are welcome. Send for it. Order this Collection.

Wayside Gardens
Imported Dutch Bulbs
12 Mentor Ave., Mentor, O.
Reg. U. S. Pat. Office

Do you know the lovely
SPRING STARFLOWER

A most fascinating spring-blooming plant from the Argentine, proving perfectly hardy in our Northern gardens. Produces neat clusters of narrow linear foliage and an abundance of showy large blooms of a soft lilac-blue with a rich blue stripe through the center of each petal. Plant now.

20 selected bulbs for only $1.00, postpaid

New BULB CATALOG Free (when you order the above—or on request). Many choice offerings.

HENRY A. DREER
109 Dreer Bldg., Philadelphia, Pa.

For Winter Mulching
GPM PEAT MOSS
It's *Emblem-Protected*

DON'T risk the loss of valuable perennials and shrubs this winter. Protect them from Winter-Kill with a mulch of GPM Peat Moss. Inexpensive, Clean, Easy to use. For best results, insist on GPM. Write for FREE folder, "Preparing Gardens for Winter."

ATKINS & DURBROW, Inc.
165-A John St. New York, N. Y.
1524 South Western Ave. Chicago, Ill.
177 Milk Street Boston, Mass.

Dr. E. Bade

Ornamental gourds—plants of infinite variety, interesting, useful and very easy to grow

October odds and ends for gardeners

E. L. D. SEYMOUR

MAKING good its promise, the special committee appointed at last spring's meeting of gourd enthusiasts has made preparations for another gourd conference and exhibition this fall. The place will be Horticultural Hall of the R.C.A. Building in Rockefeller Center, New York City; the dates October 29, 30, and 31; and the announcement states that "ALL gourd growers" are cordially invited to coöperate by attending and by making displays of gourds or of articles made from them. There are no restrictions as to the nature, size, or arrangement of the exhibits, but all who expect to take part are asked so to advise the committee, preferably not later than October 1. During the exhibition, a progress report about the new society which it was decided to form last spring will be made available; and if sufficient interest is shown, an organization meeting will probably be held. Further information can be had from, and entries for the exhibition should be sent to, Dr. Albert J. Irving, 1 East 57th street, New York City, chairman of the Arrangements Committee.

Another current event that gardeners should plan for if possible is the American Rose Society's meeting at Roanoke, Virginia, on October 7, 8, and 9. With the June meeting in Cleveland such a happy memory, keen interest is being shown in this second pilgrimage of 1937 when, of course, the emphasis will be upon fall possibilities in the rose garden. The local hosts and hostesses as well as the officials of the Society are hard at work on plans about which Secretary R. Marion Hatton at Harrisburg, Pennsylvania, can tell you more.

MENTION of Harrisburg revives thoughts of a delightful two days spent in that part of Pennsylvania in July on the occasion of the annual convention of the Men's Garden Clubs of America, Inc. While the headquarters were in Lancaster, where the brief business sessions were held, the affair was primarily an opportunity for members and their families and friends to get to know one another, to discuss informally all kinds of home garden problems, and to visit several gardens which, even if far beyond the expectations of the average man gardener, were full of inspiration.

After a social forenoon and a lunch with greetings and brief addresses, the first afternoon included trips to the extensive, beautifully landscaped grounds of the Masonic Homes at Elizabethtown, the intimate, delightfully livable Breeze Hill garden of Dr. J. Horace McFarland, at Harrisburg, and the amazing environs of the Hotel Hershey in the community sometimes known as "Chocolate-town," otherwise Hershey, Pennsylvania. Here, prior to the organization banquet, at which Dr. McFarland was toastmaster and Mr. Montague Free of the Brooklyn Botanic Garden the guest speaker, an hour or two was spent in the rock gardens near the huge hotel, and in the remarkable new rose garden developed during the previous twelve months where more than 12,000 rose plants were blooming in a series of beds around the margin of a specially built lake.

The next day began with a short meeting at which delegates from the several clubs represented reported on the activities of a notably successful year and the plans for another. Incidentally, the growth of the organization has been from four members clubs in 1932 to seventeen now. From the enthusiasm shown at the meeting, it appears probable that

Falling Leaves Warn You
. . . . IT'S TIME TO THINK ABOUT WINTER MULCHING

FALLING LEAVES are nature's warning that winter will soon be here . . . that once again it's time to think about protecting shrubs and perennials from "winter-kill."

A mulch of Emblem-Protected Peat Moss around the base of your plants provides this protection inexpensively. Millions of tiny peat moss cells insulate the soil and protect sensitive roots against the continued contraction and expansion of the soil during cold nights and warm mid-days. It's the best way to assure healthy shrubs and beautiful blooms again next spring. And what's more...when you mulch with Emblem-Protected Peat Moss, it serves a double duty, for next spring you can dig it into the soil to supply organic matter or use it later on as a summer mulch.

FREE

Get our new bulletin on Winter Mulching. It tells—the best time to mulch—how thick a mulch should be to be effective — as well as the answers to many other questions on mulching. Write for a copy today. It's free. Just address Dept. A. H.-10, Peat Import Corporation, 155 John St., New York, N. Y.

EMBLEM-PROTECTED PEAT MOSS



GIANT DARWIN Tulips
DIRECT FROM THE GROWER
Finest Quality, Cream of the Crop, Top sized bulbs
Grown in the most cool climate of Puget Sound where the finest bulbs are produced.
FARNCOMBE SANDERS
Beautifully shaped, Glorious, brilliant scarlet.
GIANT IN SIZE
25 bulbs, (regular price $1.40) Special price, $1.25
50 bulbs (regular price $2.75) Special price, $2.35
100 bulbs, (regular price $5.00) Special price, $4.50
Write for Complete Bulb Catalog, Illustrated in Color
GARDENVILLE BULB GROWERS
RFD No 6, Box 516A, Tacoma, Wash.

Brand Peonies
FIRST AWARD AGAIN
Brands Gold Medal Peony (Mrs. A. M. Brand) won "Best Flower in the Show" at Minnesota State Peony Society Exposition, June 21-22, 1937, Minneapolis (The Quality Show of the Country) . . . BRAND Peonies (Exhibited by our customers) likewise WON seven other MAJOR firsts out of a possible thirteen major firsts. Eight firsts in all . . . Brand Peonies will grow and win for you consistently.
OWN ROOT FRENCH LILACS
Brand's of course, grown by a method which makes them absolutely hardy even in the coldest parts of the U. S.
Beautiful illustrated new Free catalog, just off the press.
Send for your copy today.
BRAND PEONY FARMS, Inc.
1-2 E. Division St., Faribault, Minn.

Maloney's
53rd Year Growing TREES—SHRUBS—ROSES—EVERGREENS (moss balled the new way) PERENNIALS—FRUIT TREES. New York State's Oldest and Largest Mail Order Nursery. FALL PLANTING IDEAL. Satisfaction Guaranteed. MALONEY BROS. NURSERY CO., INC., 12 Main Street, Dansville, N. Y.
SEND FOR Free Fall Circular

Burpee's REGAL Lilies
Immense, fragrant, white blooms, easy to grow. SPECIAL—former 25c-size Bulbs, 3 for 25c; 7 for 50c; 15 for $1; 100 for $6.50, postpaid. Guaranteed to bloom. *Fall Bulb Book free*—Low Prices on Tulips, Hyacinths, etc.
3 BULBS 25¢
BULB BOOK FREE
7 for 50¢ 15 for $1
W. Atlee Burpee Co., 107 Burpee Bldg., Philadelphia

YOUR DOG FEELS BETTER LOOKS BETTER ...If washed with the 6-Use dog soap *that* OILS TONES CLEANS GROOMS KILLS FLEAS DEODORIZES

Gives his coat a "dog show" sheen, his hair a silky softness. Leaves him spotless, free from doggy odors. Kills fleas. Oils away skin dryness; checks itching. For the greater comfort and beauty it gives, always bathe him with Pulvex 6-Use. Costs less; a 50c cake outlasts 2 ordinary cakes. At pet, drug, dept. stores.

PULVEX 6 USE DOG SOAP

DAFFODILS

8 Bulbs 25c
35 Bulbs $1.00
POSTPAID

GOLDEN SPUR, large Golden Yellow trumpet. One of the first to flower in the garden. Easy and fascinating to grow indoors.

BULB CATALOG FREE

GARDENVILLE BULB GROWERS
R. F. D. 6, Box 516A Tacoma, Wash.

Burpee's CROCUS

Mixed colors—blue, purple, yellow, white and striped. Large Bulbs, special value. 10 for 10c; 100 for $1, postpaid. All you want at this low rate — send today! *Fall Bulb Book free*— Tulips, Daffodils, Hyacinths, etc., to plant this fall. Very low prices.

10 BULBS 10¢ 100 for $1

Guaranteed to Bloom

BULB BOOK FREE

W. Atlee Burpee Co., 106 Burpee Bldg., Philadelphia

2 STAR ROSES $1 for FALL PLANTING

★ Condesa de Sastago H. T. Bicolor. Copper & red. $1 each
★ Soeur Therese H.T. Yellow $1
BOTH above 2-yr. field-grown roses for $1 postpaid, ½ reg. price

THE CONARD-PYLE CO.
WEST GROVE 259, PA.
GUARANTEED TO BLOOM

FALL CATALOG FREE shows 58 finest roses in full color.

PROTECT BULB PLANTINGS WITH RODOPELL

Keeps mice, rats and moles from destroying bulbs. Non-poisonous. Clean. Easy to use. Economical. Sufficient for 100 bulbs, only $2.00 postpaid; for 250 bulbs, only $3.75. Order today. FREE literature on request. ATKINS & DURBROW, Inc., 164-A John Street, New York, N. Y.

50 GUARANTEED TO BLOOM TULIPS $1 ONLY

50 Strong field-grown tulip bulbs GUARANTEED - TO - BLOOM next spring for only $1.00, postpaid. Assorted leading name varieties including red, rose, orchid, yellow, variegated colors. Send dollar today.

NAUGHTON FARMS, Box No. T60, Waxahachie, Texas

LEARN LANDSCAPING!

By mail, in spare time, prepare for this well-paid, enjoyable work. "Cleared $1200 in 3 months," writes W. G. N., Utah. "Send me 4 more graduates." N. Y. nurseryman. Course is easy, complete, practical. Earn while learning. B. B. B., of St. Paul, Minn., paid for course out of earnings while studying. Write for details.

AMERICAN LANDSCAPE SCHOOL
1107 Plymouth Bldg., Des Moines, Iowa

NATIONAL MOWER CO.
831 Cromwell St. Paul, Minn.

Sickle mower, power driven, rubber tired, pulls self, cuts high grass, hay, weeds, on level or rough. Six times as fast as a scythe. Write for Catalog.

more will be formed in other sections in the near future, for history is steadily proving that gardening is, as it was in the beginning, a masculine pursuit and that the garden club membership is by no means solely a feminine prerogative. The annual election placed Mr. John A. Fritz of Lancaster in the president's chair, and retained Mr. W. B. Lathrop of Aurora, Illinois, as secretary and kept the national headquarters at 407 South Dearborn street, Chicago.

After the meeting, the group again took to the road to stop first at the rose fields and nursery of the Conrad-Pyle Company at West Grove; then to lunch bucolically in the terrace garden of the attractive Red Rose Inn at Jennersville; next to spend several hours at the amazing Pierre S. duPont Longwood Gardens near Wilmington, Delaware, and finally to drive back to Lancaster for a convivial corn roast at the Media Heights Golf Club. Altogether it was a most enjoyable, informational, inspirational two days and a bright augury of an even bigger and better 1938 gathering of men gardeners at Jackson, Michigan.

That August cover picture

ECHOING, perhaps, a widespread but unexpressed curiosity, Mrs. W. M. Smith, of Edgewater, New Jersey, writes as follows: "On the cover of THE AMERICAN HOME for August is a picture of flowers which has been the subject of a great deal of discussion among ten or more of us here. The majority have called the blossoms dahlias, but none of us is certain. Won't you send me some information about it or print something soon?"

We are glad to. The August cover flowers are specimens of the so-called red sunflower, an annual, of which seeds are offered by numerous seed firms in this and several other countries. Besides being characteristically easy to grow and unusual in form and color, they are interesting because of their history which is told in detail in L. H. Bailey's "Standard Cyclopedia of Horticulture" (page 1446 of the 1935 edition). The original plant was found in 1910 by Mrs. T. D. A. Cockerell near her home in Boulder, Colorado, and identified by her and her husband as "a variation of the native sunflower of the plains (*Helianthus annus* var. *lenticularis* or *H. lenticularis*)." Being distinctive with its black disk and the chestnut-red suffused petals, they named it var. *coronatus* after its resemblance to the corona effect in a solar eclipse. The present variations in markings and colors which include wine-red and old rose shades, are the result of extensive breeding and hybridizing by Dr. Cockerell.

Plan YOUR GARDEN $600 PLANS sent You for only 10¢

Just think! With no more cost or work than you ordinarily put into your garden, this marvelous book enables you to accomplish wonderful results. A 5-foot plot can be made into a glorious beauty spot, or your entire yard the show-place of the neighborhood!

YOUR INDIVIDUAL DESIGN

We paid Romaine B. Ware, famous garden designing expert, $600 for 25 beautiful plans. Simple, easy to use. Every plant marked, named for best display. Select one plan to fit your garden, or combine sections of several for a striking, individual design!

YOUR GARDEN A BEAUTY SPOT!

Why just plant? PLAN first and get maximum value, pleasure, satisfaction with favorite flowers, shrubs, trees. Friends will praise, envy your taste. Send only 10c, stamps or coin (while this offer is open) and this elaborate book is mailed at once, with FREE GARDEN BEAUTY BOOK. But send TODAY!

R. M. KELLOGG CO. Box 1378, Three Rivers, Mich.

AND THIS WONDERFUL BOOK OF GARDEN BEAUTY SENT YOU FREE

Ask for new 96-page Book of Garden Beauty. Packed with hundreds of new varieties, old favorites. Many unusual values. It's FREE. Write for it at once!

FREE ENLARGEMENT

Just to get acquainted with new customers, we will beautifully enlarge one snapshot negative (film) to 8x10 inches—FREE—if you enclose this ad with 10c for return mailing. Information on hand tinting in natural colors sent immediately. Your negative will be returned with your free enlargement. Send it today.

GEPPERT STUDIOS Dept. 692. Des Moines, Iowa

McKay TABLE PAD

Guaranteed heat-proof, liquid-proof, McKay Ventilated Table Pad (established 1911) has built-in air spaces, washable top, rolled edge, soft fabric bottom. Folds up. Made to measure. Write for pattern paper, prices, circular.

LYDON-BRICHER Mfg. Co. 2510 University Ave., St. Paul, Minnesota

NOW!—An Amazing, New Triple Screen "SIFT-CHINE"

One Operation Sifts Flour Three Times

"SIFT-CHINE," the sensational flour sifter that foremost cooking authorities use, and so highly recommend. One hand holds and operates—"just squeeze the handle"—stir as you sift. A boon to better baking. No more scattering of flour. No more lumpy cakes or biscuits. Approved by Good Housekeeping Institute and other testing bureaus. Super quality—built to last for years. Highly polished finish with or without two encircling pastel bands of green, red, yellow or blue. 5 cup size, TRIPLE screen, one operation sifts flour three times, $1.25; 6 cup size, DOUBLE screen, one operation sifts flour twice, $1.00; 6 cup size, SINGLE screen, 75c; JUNIOR, 3 cup size, SINGLE screen only, 50c. Guaranteed satisfactory. At dealers or postpaid. Stamps accepted. * * * MEETS-A-NEED MFG. CO., 3041 Utah Street, Seattle, Washington.

Insist on a GENUINE "SIFT-CHINE" Flour Sifter *"Just squeeze the handle"*

INTERIOR DECORATION

FOUR MONTHS PRACTICAL TRAINING COURSE

Fall Term Commences October 4th

Intensive training in the selection and harmonious arrangement of period and modern furniture, color schemes, draperies, wall treatments, etc. Faculty composed of leading New York decorators. Cultural or Professional Courses. Also two-year course in Design. Day or Evening Sessions. Send for Catalog 12-R

HOME STUDY COURSE

Those who cannot come to New York may take the same subjects by the Home Study method. Students obtain personal assistance from our regular Faculty. No previous training necessary. Practical, simple, authoritative and intensely interesting course. Requires a few hours weekly in your spare time. Start at once. Send for Catalog 12-C

NEW YORK SCHOOL OF INTERIOR DECORATION

515 Madison Avenue . *Established 1916* . New York City

"O is for Ostermoor that children can't hurt"

OSTERMOOR

. . . this famous name defines a *New Conception* of Innerspring Mattress *Quality*

Grandmother has seen other generations romp on an Ostermoor—without any harm to ticking, tufting or layer-smooth softness. With her you must value the integrity of Ostermoor mattress building.

An Innerspring Ostermoor is as durable on an energetic youngster's bed as it is supremely comfortable for the sleep relaxation of nerve wearied parents. Long lived resilience comes from its oil tempered multiflex innersprings, wear resistance from the superb imported Damask covering and Ostermoor hand-crafted tailoring.

Nowhere does a mattress suffer harder service than in a hotel, or an institution. Read what these men say:

"Through my experience in the hotel business, it (Ostermoor) is the best mattress I have ever seen." A New York Hotel

"For comfort and perfection, were we to furnish anew today, we would choose the sanitary Ostermoor mattress." A Minnesota College

FAMOUS SINCE 1853

The store featuring **OSTERMOORS** in your city will show you *four* great values

"Sound Rest" . . $29.50
"Sleep Comfort" $39.50
"ServiceStripe". $42.50
"Supreme". . . . $49.50

Box Springs at same price.

Also the famous layer-built Ostermoor Felt Mattress for those who prefer.

If you do not know the name of the Ostermoor dealer in your city, write OSTERMOOR & Co. Dept. 310, 1 Park Ave., New York—and receive also copy of "Sleep, and its Relation to Health."

FOR OVER 80 YEARS AMERICA'S QUALITY MATTRESS

Foundation planting

[*Continued from page 130*]

house) that is somewhat balanced with a central axis should have a balanced planting.

A tall, square house can be made more effective and attractive by extending the planting at the corners sufficiently to make a more gradual transition from lawn to house.

When the house is located in very natural surroundings with trees overshadowing, use the informal type of material—either shrubs or evergreens that will withstand shade; and plant them in masses.

Avoid planting in single straight rows.

II—*Plant materials and their uses*

Try and keep the plant material in harmony and in scale with the building.

Avoid coarse, fast-growing material for the average home. Instead, it is more effective to use slow-growing and refined types.

Never plant unless the soil is made sufficiently rich to sustain a natural growth.

Use such plants as daphne, Japanese spurge, ajuga, dwarf Japanese yew, etc., beneath low windows and in front of areaways to admit light if it is desired in the cellar.

Do not buy a collection of plants just because it is cheap even though they may not be suited to your conditions. It is false economy.

When using fast-growing material such as retinosporas, cedars, and arborvitaes, remember that they must receive occasional trimmings to keep them under control.

It is not advisable to use fresh manure of any kind in the bottom of the hole when planting. Use thoroughly rotted manure here; then later, after the soil freezes, fresh manure can be used if necessary as a mulch or top soil dressing.

Be sure your soil tests acid before planting broad-leaved evergreens such as rhododendrons, azaleas, mountain laurel, and all others of the ericaceous group.



A simple but well-arranged foundation planting of well-chosen, appropriate material. As identified in the plan, it consists of: 1, plume retinospora (trimmed); 2, Swiss stone pine (one was originally planted in the wrong place, marked X; when it began to obstruct the view from the window, it was moved to 2 at the left); 3, Japanese spreading yew; 4, pyramidal arborvitae; 5, repandens yew; 6, Japanese hardy azalea (A. amoena)

The main entrance should be given special consideration. The principle illustrated here is the use of tall (accent) plants with dwarf base plantings. The repetition of such groups at intervals is effective

THE CUNEO PRESS, INC., U. S. A.

P·s·st! they're "pixilated"





Yes, they're "pixilated," all right! And I'm one of the pixies that bewitched them.

It all started when "Pop" used me and some Aluminum paint to brighten the basement walls and ceilings. First thing he knew he had painted the recreation room furniture, too.

Next, "Mom" broke out in a rash of silvery flower pots; then a waste basket and bridge table. "Sis" and "Junior" got the itch, too. Look at the bicycle, dog house, and trellises.

Now it's not just *me* that did it. It's the *Aluminum Paint* more than anything. It hardly needs brushing; just flows on so easy and smooth! Blots out the old soiled or weathered surface in one coat. Tiny flakes of pure Aluminum overlap like fallen leaves, making a coat of metal protection that lasts and lasts. As a base coat on wood, under other colored paint, it makes top coats last longer. That's why good painters use it on houses.

WARNING! Use self control when the Aluminum painting pixies get you. But there are a hundred and one things around the house that Aluminum Paint is good for.

ALCOA
ALUMINUM
ALBRON

The best Aluminum Paint consists of genuine Alcoa Albron Paste or Powder and vehicles suitable for different surfaces. Buy it from reputable paint dealers. For Aluminum Paint literature, write ALUMINUM COMPANY OF AMERICA, 2105 Gulf Building, Pittsburgh, Pa.

ALCOA ALBRON
paste and powder for
ALUMINUM PAINT

CYCLING is a favorite sport of Miss Wendy Morgan (*left, above*) debutante daughter of Mr. and Mrs. William Fellowes Morgan, Jr., of New York. Following her bow to society at the Hotel Pierre, Miss Morgan cycle-toured in Ireland and the Tyrol. After a spin, Miss Morgan admits that "cycling does take it out of you... but Camels give my energy a cheering lift!"

IN THE STATES, Miss Morgan enjoys sports, mural painting, and an interesting social life. "You'd think," she once remarked, "that such a busy life would tell on my digestion. Not a bit! For one thing, I smoke Camels with my meals. And Camels help digestion!"

TYPICAL OF THE YOUNGER SET WHO GO IN FOR VIGOROUS OUTDOOR SPORTS

MISS WENDY MORGAN

OF NEW YORK



CANADA to Wendy Morgan means "good trout fishing" —at Murray Bay or at "Papoose," the Morgan island in the St. Lawrence. Expert in casting, she says: "I don't want to do anything that would be hard on the nerves. I smoke Camels. They're mild. They *never* jangle my nerves."

BADMINTON, riding, sailing—Miss Morgan enjoys them all! And whatever the sport, Camels keep her company. "I'd feel sort of lost," she says, "if I didn't have Camels along. Their delicate flavor never tires my taste."

COSTLIER TOBACCOS!

Camels are made from finer, MORE EXPENSIVE TOBACCOS... Turkish and Domestic ... than any other popular brand. Smoking Camels at mealtime does much to help digestion by increasing the flow of digestive fluids.

Other women prominent in society who also prefer Camel's mild, delicate flavor

MISS JOAN BELMONT, *New York* • MRS. NICHOLAS BIDDLE, *Philadelphia*
MRS. POWELL CABOT, *Boston* • MRS. THOMAS M. CARNEGIE, JR., *New York*
MRS. J. GARDNER COOLIDGE 2nd, *Boston* • MRS. ANTHONY J. DREXEL 3rd, *Philadelphia* • MRS. OGDEN HAMMOND, JR., *New York* • MRS. NICHOLAS G. PENNIMAN III, *Baltimore* • MRS. JOHN W. ROCKEFELLER, JR., *New York*
MRS. RUFUS PAINE SPALDING III, *Pasadena* • MRS. LOUIS SWIFT, JR., *Chicago*
MRS. BARCLAY WARBURTON, JR., *Philadelphia*

Copyright, 1937, R. J. Reynolds Tobacco Company, Winston-Salem, N. C.

GET A LIFT WITH A CAMEL