The AMERICAN HOME

10¢

NOVEMBER 1937

Cellar Recreation Rooms

ORIGINAL THANKSGIVING TABLES

Houses & Gardens

Nursery & Laundry

Such variety

Such values

So much for so little

Yes . . . YOU are in . . . admission FR place: your favo towel store—time: day, every day. In br Cannon's great Sty Show of Towels is no going on nationally, i every civilized city and town—including yours.

There's real news in the Cannon towels for fal their styles, in their co News in resplendent var and astonishing value. example . . . sixteen differe shades and colors in five se arate style groups. . . . Bu see the Show for yoursel and splurge, thriftily. What ever you buy, you'll still be *smart shopper* and *wise pro- vider*. You'll get more style and more service for the same small money. That's a Cannon promise that always stands!

Cannon makes sheets, too—three diff grades, each first choice for value in its class. . . . Cannon Muslin at about $1. Cannon Utility Percale, about $1.85— Cannon Finest Quality Percale, about $2 Three more good ways to the very best valu . . . Cannon Mills, Inc., New York City.

TRADE MARK MADE IN U.S.A. CANNON COLOR GUARANTEED FAST

Cannon Towels

THE FIRST NAME IN TOWELS IS *THE LAST WORD IN SHEETS*

"I want to tell you how pleased I am with the General Electric Oil-Fired Warm-Air Conditioner. It certainly is the finest heat I have ever had the pleasure of living with. You can be assured that I will do everything in my power to recommend your heating system to any one I come in contact with. I am more than pleased with the installation." John C. Schaffer, *Binghamton, N. Y.*

"THE FINEST HEAT I HAVE EVER HAD THE PLEASURE OF LIVING WITH"

HOME OWNERS TESTIFY REGARDING THE CONVENIENCE OF GENERAL ELECTRIC AUTOMATIC HEAT AND AIR CONDITIONING

SAFEGUARD THE WHOLE FAMILY! "A couple of years ago we were impressed by the economy and efficiency of the G-E Gas Warm-Air Conditioner, so when we built this house we had the G-E built right in. The temperature is always right, and the pure, conditioned air is a safeguard to our health." Mrs. H. Schwartz, *Detroit*

ATTENTION: HOME OWNERS! G-E Automatic Heating and Air Conditioning units may now be purchased on Easy Terms—as long as 3 years to pay!

A MODERN OIL FURNACE FOR MODERATE SIZED HOMES! L. ANDREW REINHARD, famous architect and designer, says: "Your designers are to be congratulated on the beauty—simplicity—and the balanced job they have arrived at in this heating unit."

But—you must see this new General Electric Oil Furnace yourself to appreciate fully the beauty it offers—the comfort it brings.

FREE LITERATURE—FREE ADVICE! There is a General Electric distributor in your community who is a heating and air conditioning specialist. *Consult with him.* He will gladly make a survey of your home, without cost or obligation, and will advise the type of unit best suited to your needs. Phone the G-E distributor today or mail the coupon for free literature.

ONLY $54.16 FOR THE WHOLE YEAR! "We were influenced in the purchase of our home by the fact that it had a General Electric Gas Furnace. Our friends had told us that it was very economical to operate, and our first year's bill certainly showed this to be the case. Only $54.16 for the whole year! And—we like our home plenty warm, especially with a small daughter in the house." Mrs. J. C. Miller, *Washington, D. C.*

GENERAL ELECTRIC

Automatic Heating and Air Conditioning

OIL FURNACES • GAS FURNACES • WINTER AND SUMMER AIR CONDITIONING

GENERAL ELECTRIC COMPANY,
AIR CONDITIONING DEPT.,
DIV. 112612, Bloomfield, N. J.
Please send me, without cost or obligation, literature regarding the General Electric
☐ Oil ☐ Gas } Furnace ☐ Oil ☐ Gas } Winter Air Conditioner
Name.....
Address.....

Home of Mrs. C. E. Head, Woolwich, Maine

CONTENTS

National Edition

NOVEMBER, 1937 VOL. XVIII, No. 6

Cover: Painting by Harrie Wood (See page 36)
The "Little Woman" . . . . . *Kay Brown* 8
Index to Advertisers 10
State Flower Prints VIII and IX 12
Thanksgiving with the Original Cast . . . . . *Ellen Sheridan* 13
Conspiracy Against Night Clubs . . . . . *Ruth Struppmann* 16
Rumpus Room in Colonial . . . . . *Ruth Cross* 19
Room for Winter Hospitality . . . . . *Roger A. Barton* 20
"The Flying Cloud" 21
Game Room Accessories 22
What Every Garden Club Needs—Planned Programs . *C. R. Williams* 23
Tuberous Begonias . . . . . *Allison M. Woodman* 24
Home of Edward F. Rate in Iowa City 26
Scissors and Folded Paper for Quilt Designs . *Margaret Tipton Wheatly* 27
Homework in Rubbing, 'Ringing, and Rinsing 28
Entertaining Your Friends' Children . . . . . *Ellen Sheridan* 30
New Lamps 31
House of Earth in New Mexico . . . . . *Florence Glidden* 32
Give a Thought to Table Service 33
"Round the Bend" 36
How to Behave at an Auction . . . *Mrs. H. Montague Broaddus* 38
Mother's Brains and Father's Elbow Grease . . . . *Joel Anderson* 40
Until You Can Afford to Buy a Greenhouse—Build One! *J. Roy W. Barrette* 41
A Winter Garden of Herbs . . . . . *Grace Igo Hall* 42
A $7,500 House with Basement "Conservatory" 43
More Sunlight in the Basement . . . . . *Galen W. Bentley* 44
Thanksgiving Dinner 46
From Soup to Dessert . . . . . *Emilie Roberts* 47
Good Things to Make with Apples . . . *Marguerite L. Ashbrook* 49
Bachelors Who Roast Beef . . . . . *Joseph Carl* 52
Hints for Closeteers . . . . . *Jule Robert von Sternberg* 56
Our House of Dreams . . . . . *Evelyn L. Shaver* 62
Period Furniture from Florida Wood . . . . . *Helen S. Knaus* 72
New Fall Bedding 80
"Okaga"—South Wind to You! . . . . . *Jean Holloway* 82
Natural History in a Living-Room Window . *Vinette Hoover Jordan* 85
Raising the Roof . . . . . *Mrs. J. H. Majesky* 86
Tucking in the Dahlias . . . . . *Cornelius Earle* 92
A House of Many Gables in Sharon, Conn. 94
Ten Miles West of Santa Rosa—Home of M. D. Coffee 104
Now in November You Can Have Spring . . . . *Marcha French* 105
Spring in Winter . . . . . *Dorothy H. Jenkins* 107
May We Present 122
Right from Our Own Kitchen . . . . . *Julia Bourne* 123
Good News for Gardeners . . . . . *E. L. D. Seymour* 134
So That Winter Won't Damage Your Pool . . *Dale R. Van Horn* 136

MRS. JEAN AUSTIN, Editor

E. L. D. SEYMOUR, Horticultural Editor — FRANK A. EATON, Art Director
CHARLOTTE E. CONWAY, Associate Editor — JULIA BOURNE, Home Economist
Address decorating inquiries to MARY E. MONZE

Home of Mr. and Mrs. Russell I. Tunison, Union, New Jersey

Home of Joseph H. Bullock, Wickford, Rhode Island

Living room in home of Mrs. John M. Ruddy, Brooklyn, New York

Home of Mr. W. O. Powers, Ossining, New York

Dining room in home of Miss Agnes H. O'Gorman, Webster Groves, Missouri

Home of Mr. R. A. Stillwell, Big Rapids, Michigan

Dining room in penthouse apartment of Mr. and Mrs. C. Zimmerman, Walls, North Carolina (left)

Summer home of Mrs. C. Van Antwerp, Berrien Springs, Michigan (above)

Living room in home of Mrs. H. R. Couch, North Bennington, Vermont

Scene from home of Mrs. M. Anthony and Mrs. E. Sullivan, Oconomowoc, Wisconsin



Garden stand made by Mr. Wilmer Foltz, Alfred, Maine

Home of Mrs. W. S. Binns, Pittsfield, Illinois

THE AMERICAN HOME, November 1937, Vol. XVIII, No. 6. Published monthly by the Country Life-American Home Corporation. W. H. Eaton, President-Treasurer, Henry L. Jones, Vice-President, Jean Austin, Secretary. Executive, Editorial and Advertising headquarters, 444 Madison Avenue, New York. Subscription Department, 251 Fourth Avenue, New York. Branches for advertising only: 248 Boylston Street, Boston, Mass.; Peoples Gas Building, Chicago, Ill.; A. D. McKinney, 915 Olive St., St. Louis, Mo.; W. F. Coleman, Henry Building, Seattle, Wash.; W. F. Coleman, 485 California Street, San Francisco, Calif.; W. F. Coleman, 903 Union Bank Building, Los Angeles, Calif. Copyright, 1937, by the Country Life-American Home Corporation. All rights reserved. Title registered in U. S. Patent Office. Subscription price $1.00 a year—three years, $2.00; foreign postage $1.00 per year extra. Entered as second class matter December 31, 1935, at the Post Office at New York, N. Y., under act of Congress, March 2, 1879.

HE GOT THE TRUTH FROM HIS OWN DAUGHTER



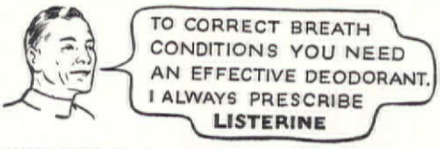

WHY OFFEND NEEDLESSLY? Modern habits explain why so many people have halitosis—(bad breath). The sad part of it is that you never know when you offend, but others do, and hence avoid you.

If you want to make sure that your breath is beyond reproach, get in the habit of using Listerine Antiseptic every morning and every night, and between times before social and business engagements. It's just what you need—a quick deodorant.

Listerine Antiseptic halts fermentation in the mouth, the major cause of odors, and overcomes the odors themselves; kills millions of odor-producing bacteria outright. Your mouth feels wonderfully fresh and clean and your breath is sweeter, wholesome and more agreeable.

LAMBERT PHARMACAL COMPANY
St. Louis, Mo.

For Halitosis (BAD BREATH) *use* **LISTERINE**





Quaker Sheernet—the delicacy of a web with the strength of a net (illus. half-size).



Cryscord—an open mesh Quaker Net with a "difference". (illus. actual size).

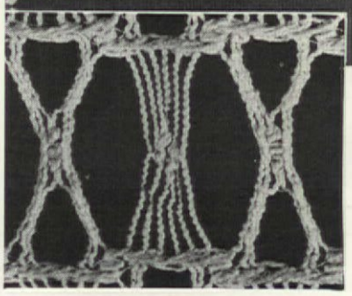

Nucord—one of the new Quaker Creations (illus. actual mesh size).

In Quaker Net you will find the Largest Selection of Correct Curtainings



Quaker Sheernet for window demanding simplicity (illus. actual size).

Net became the vogue when Quaker originated styles and patterns to supply that "something new and different" for every type of window. Today, Quaker makes over a thousand patterns to make easy your selection of the right curtain to *fit* your room.

The six meshes shown here only partly indicate the variety. Your windows may call for a lacy Sheercord, a severely simple Sheernet or a heavier mesh such as Cryscord or Nucord. No matter what the need, you will find it in durable Quaker net that will retain its original beauty after years of wear and many washings. It's smart economy as well as smart style to choose Quaker.



Cryscord—Every mesh tied in place. (illus. actual size).

This Book Will Help You with Your Windows

Window decorating problems found in typical homes—and their solutions. More than 50 photographs and pages of helpful information. Send 10 cents to Quaker Lace Company, Dept. A117, 330 Fifth Avenue, New York.



Quaker Sheercord—the aristocrat of curtaining. (illus. actual size).

Legs are young in QUAKER *Stockings*

Invest One Dollar in Quaker Stockings

There is no better silk stocking than the Quaker Genuine Crepe. You will want to try it. So, if your favorite store does not carry Quaker send $1.00 for a pair in the latest suntan shade. Specify your size, please. Quaker Hosiery Company, 330 Fifth Avenue, New York.

THE *Insulite* WALL OF PROTECTION AT A GLANCE



Bildrite Sheathing for outer walls gives you: Effective insulation... Windproof walls... Four times the bracing strength of ordinary wood sheathing... Each fibre water proofed during manufacture...Cannot buckle, warp or sag.

Insulite Interior Finish products, a second wall of insulation, give you: Double protection... The charm and beauty of panelled and tiled interiors... Permanent decoration ... Sound deadening within the room.

The INSULITE WALL OF PROTECTION *enables you to Build Stronger, Economically, with Balanced Insulation . . .*

If you build your home with The Insulite Wall of Protection you build these important advantages right into the structure itself:

Stronger, windproof, weathertight walls ... Walls that prevent infiltration of dampness and humidity ... Internal condensation and moisture accumulation ... Walls protected against attack by termites, rot and fungi ... Walls of balanced insulation, making homes warmer in winter and cooler in summer.

Consult your architect or dealer for complete information, or send coupon for home-builders manual, "Increasing Home Enjoyment." The Insulite Company, Minneapolis, Minnesota.

© 1937 I. CO.

Insulite Products Are Protected Against Attack By Termites, Rot And Fungi, And Have Always Been Guaranteed.

WALL of PROTECTION by

INSULITE

Modern Materials for Modern Building

Free! The Insulite Co., *Dept. AH77 Minneapolis, Minn.,*

Please send me without obligation a free book on home building and modernizing, "Increasing Home Enjoyment."

Name.....

Address.....

City..... *State*.....

IT WILL PAY YOU TO SEE AN ARCHITECT BEFORE YOU BUILD OR MODERNIZE

My Warm Caress got a Cold Reception



Ted said: "Don't—your hands are so rough"... I was furious. "They wouldn't be rough if I didn't wash dishes," I cried

We kissed and made up—but I started thinking. "Maybe it's *my* fault. Maybe my dishwashing soap is too strong. I'd better change to a pure soap." So I began using Ivory for dishes—the same soap I used for baby's bath . . . Two weeks later Ted was admiring my smooth hands. Try gentle Ivory for *your* dishes—it costs less to use than ordinary package soaps! Ask for "Large Size" Ivory today.

IVORY SOAP *for Dishes keeps hands smooth*

TRADEMARK REG. U. S. PAT. OFF.

The "Little Woman"

Comments from one of them — KAY BROWN

I LIKE October and November because it's so much fun to bake things then. Probably, if we were really modern and insulated at every turn, we'd get as much happy satisfaction out of baking during the summer, too, so perhaps there's some virtue in being slightly old-fashioned. When I mention baking I don't mean just the Thanksgiving baking that fills my heart and nostrils with joy. The humble baking potato can also send me into rhapsodies; in fact, I stow away a goodly number in the oven and reflect that their smell, like that of coffee, adds much to the flavor of the finished product. I don't suppose anybody has ever written a poem about the succulent baking potato, but I don't know why not. Mr. Coffin, in his book about the Kennebec River and Maine has written prose poems about the food found in Maine, which reminds me that the Book Group ladies are practically tearing each other's hair over the respective merits of Vermont, Maine, and Massachusetts. We read Frederic van de Water's "A Home in the Country" this fall, and the ladies who came from Vermont have almost come to blows with those whose husbands merely came from Maine. There's nothing like discussion of a book dealing with sectional history to throw the ladies into a twitter.

I wonder if our attitude is peculiar to suburban districts where almost everybody seems to have come from somewhere else or whether it is the same everywhere. Our Coloradan, for instance, reads books about the eastern and southern states as if she were reading some quaint volumes of folklore. Then she says, "Now out where *I* come from—" Those of us from "York State" clutch our Carmer and our Edmonds and try to break into the stronghold of the New Englanders who consider us just a bit indelicate in our prattlings of the Mohawk Valley and Lake George. The ladies from the South have had great innings in the past two years but are too polite to boast about it. I wonder if somebody wrote an intriguing book about New Jersey if we'd all unite over it and brag to our childhood friends from Colorado and "York State" about "Jersey." If someone does for New Jersey in a book for adults what Kate Seredy has done for children in her grand book, "Listening," I may no longer shed a tear for York State. A large crocodile tear for York State—for my part!

However, whenever any of our "up-state" friends look at us in pitying fashion because we live so near New York, we, in our family, speak up brightly about how many are "the advantages New York has to offer the children." We chatter about what little John said the first time he rode on a Fifth Avenue bus and his comment anent the Statue of Liberty; we thrill over his desire to visit the Metropolitan Museum and refrain from mentioning that he wanted to go because his braggiest schoolmate had gone. So, when my sister came to visit us last week and suggested taking the boys to New York we gasped a bit when we remembered how long it had been since we'd taken "advantage" of New York, and then put on our best fronts. I did ardently object to taking three-year-old Peter, although my sister looked sad about it. I made remarks about

[*Please turn to page 66*]

A FREE COPY... *For Your Library*

THE NILE

By EMIL LUDWIG

RETAIL PRICE FIVE DOLLARS

"WHAT A RIVER! WHAT A LIFE STORY!"

CRITICS are almost unanimously agreed that this book, published early this year, is Ludwig's greatest. As we follow the course of the Nile, originating in a primordial land of wild beauty and maturing amidst our ripest civilization, there arise before our eyes all the shadows of the past: an endless train of historical figures, the warring tribes, the strange races, that have desperately fought and struggled for existence along its shores. The river nurtures and sustains them all—"men of the mountains and men of the marsh, Arabs, Christians and cannibals, pygmies and giants."

Here is the story of Solomon and the Queen of Sheba; of Alexander the Great; of the Ptolemies; of Abyssinian slave markets; of Caesar, Antony and Cleopatra; of Stanley's heroic discovery of Livingstone and the Congo; of Mehemet Ali and his murder in one day of all the Mamelukes; of Bonaparte; of how the dervishes cut down General Gordon; of the romantic Colonel Marchand's trek through the jungle; of Lord Kitchener—and countless other heroes, adventurers and madmen who make up the splendid pageant which has followed the course of the Nile.

Through it all the protagonist of the story remains clear. The Nile, mighty artery of life to land and people, flows majestically through the ages while humanity grubs and claws on its banks.

WHY WE OFFER TO GIVE YOU A FREE COPY OF THIS BOOK

THERE is no reader of *The American Home* who would not find it in many ways to his advantage to subscribe to the service of the Book-of-the-Month Club; and we make this extraordinary offer in order to demonstrate that this is the case.

What we here propose is this: mail the inquiry coupon, *and a copy of this fine library volume will be put aside in your name,* and held until we hear whether or not you care to join. In the meantime, a booklet will at once be sent to you outlining how the Club operates.

Study this booklet at your leisure; you may be surprised, for instance, to learn that belonging to the Club does not mean you have to pay any fixed sum each year; nor does it mean that you are obliged to take one book every month, twelve a year (you may take as few as four); nor are you ever obliged to take the specific book-of-the-month selected by the judges. You have complete freedom of choice at all times. You also participate in the Club's "book-dividends," which are valuable library volumes like THE NILE by Emil Ludwig. In 1936, the retail value of the books distributed free among Club members was over $1,450,000. For every two books its members purchased, they received on the average one book free.

If, after reading the booklet referred to, you decide to join the Club, a free copy of THE NILE will at once be shipped to you.

Here is a very interesting fact; over 150,000 families—composed of discerning but busy readers like yourself—now get most of their books through the Book-of-the-Month Club; and of these tens of thousands of people *not a single one was induced to join by a salesman;* every one of them joined upon his own initiative, upon the recommendation of friends who were members, or after simply reading—as we ask you to do—the bare facts about the many ways in which membership in the Club benefits you as a book-reader and book-buyer.

SOME TYPICAL OPINIONS

The Nile stands among the finest of Emil Ludwig's works for its sheer exuberance in descriptive passage, its wise weighing of historical factors, its recreation of famous scenes and its deep human sympathies.
—HARRY HANSEN, *N. Y. World Telegram*

Is based on a magnificent conception and, I think, develops it with extraordinary skill and passion. Few books that I have read of late have afforded me more solid pleasure.
—CLIFTON FADIMAN, *The New Yorker*

Is not only one of the best things he has ever written but also one of the most richly rewarding of recent serious publications in any field.
—HERSCHEL BRICKELL, *N. Y. Evening Post*

What a river! What a life story! Neither the Ganges nor the Yangtse, the Amazon or our Mississippi carries such a flood of story with its water. . . . *The Nile* is, I think, Emil Ludwig's best book.
—LEWIS GANNETT, *N. Y. Herald-Tribune*

A4611

BOOK-OF-THE-MONTH CLUB, Inc.
385 Madison Avenue, New York, N. Y.

PLEASE send me without cost, a booklet outlining how the Book-of-the-Month Club operates. This request involves me in no obligation to subscribe to your service. It is understood that if I decide to join I will receive a free copy of THE NILE.

Name.....

Address.....

City.....*State*.....

Business Connections, if any.....

Official Position or Occupation.....

Books shipped to Canadian members through Book-of-the-Month Club (Canada) Ltd.

2 Big Radio Shows: Sunday at 7 P. M. (EST) famous guest stars featuring JEANETTE MacDONALD ... Mon., Wed., Fri. 10:30 A. M. (EST) TONY WONS. Both Columbia Network

He's a bright boy, too, but he just can't seem to keep up with other children. What *is* holding him back?

All too often the real trouble is the common cold. Attendance records show that colds usually cause more school absences than any other ailment—sometimes more than all other ailments combined. And that's only a part of their terrific toll.

You know how colds get you down . . . physically *and* mentally. Then think how much worse their effect must be on your child. His grades are likely to suffer—his popularity, too. He may get a feeling of inferiority that is perhaps even more serious than the physical effects of his colds.

"What can I do?"

The question is: "What can I do about my family's colds?" The best answer seems to be indicated in the results of the world's largest clinical tests on colds.

These four winter series of tests were made under everyday living conditions. They included as subjects 17,353 people—7,031 of them school children. In the course of these tests, a total of 37 physicians and 512 nurses and supervisors took part.

The official summary of results shows not only *fewer colds* and *shorter colds*, but actually

A Saving of more than half (50.88%) in sickness from colds!

A saving of considerably more than half (57.86%) in days lost from school because of colds!

These results were gained by following a simple plan that any mother can easily follow right in her home . . . the now famous Vicks Plan for Better *Control* of Colds. This practical home guide represents the 30 years' experience of Vick Chemists and Medical Consultants in dealing with colds.

For your family

What Vicks Plan can do for you and your family may be less—or even more—than what it did for thousands of people in these scientific tests. But its splendid record in this huge colds-clinic certainly makes it well worth trying in your home.

Full details of Vicks Plan and its remarkable results come with each bottle of Vicks VA-TRO-NOL, the scientific aid in *preventing* many colds—and with each jar of Vicks VAPORUB, family standby for *relieving* colds.

To help PREVENT many Colds

Vicks VA-TRO-NOL

Just a few drops up each nostril at the first sniffle or sneeze.

To help END a Cold sooner

Vicks VAPORUB

Massage on throat, chest, and back. No "dosing" to upset the stomach.

OVER 53 ~~26~~ ~~17~~ MILLION VICK AIDS USED YEARLY FOR BETTER CONTROL OF COLDS

INDEX TO NATIONAL ADVERTISERS

November, 1937

It is the definite policy of THE AMERICAN HOME *to make its advertising pages trustworthy and reliable.*

Automotive
Goodyear Tire & Rubber Co. 77

Building
Airtemp, Incorporated 87
The American Brass Co. 82
American Gas Association 54
Armstrong Cork Company 120
Bennett Fireplace Corp. 129
A. S. Boyle Company (Plastic Wood) .. 131
E. L. Bruce Co. 112
Carrier Corporation 95
Casement Hardware Co. 125
John Cooper Company 124
Crane Company 60
Du Pont Paints 108
General Electric Co. 3, 57
Hoffman Specialty Co. 76
Homasote Co. 108
The Insulite Company 7
International Nickel Co. 59
Iron Fireman Mfg. Co. 112
Johns-Manville Corporation 61, 68
Kewanee Boiler Corporation 125
Kohler Company 110
Libbey-Owens-Ford Glass Co. 69
Masonite Corporation 124
Minneapolis-Honeywell Reg. Co. 81
Philippine Mahogany Assn. 90
Pittsburgh Plate Glass Co. 63
Portland Cement Association 86
Pratt & Lambert, Inc. 132
Red Cedar Shingle Bureau 131
Schalk Chemical Company 113
Specialty Mfg. Co. 129
Standard Lime & Stone Co. 110
Timken Silent Automatic 107
Tappan Stone Company 127
United States Gypsum Co. 126
U. S. Steel Corp. (Cyclone Fence) 132
Weil-McLain Company 111
Henry Weis Mfg. Co. 133
Wesix Heater Co. 111
Western Pine Association 104
Whitehead Metal Products Co. 80
Wilbert Products Co. 129

Electrical Equipment
Chase Brass & Copper Co. 104
General Electric Co. 72
Hamilton Beach Co. 123
Hobart Mfg. Co. (Kitchenaide) 97
Hoover Company 94
I.E.S. Better Sight Lamp Co. 115
Knapp-Monarch Co. 117
Lightolier Company 109
McGraw Electric Company 62
Plainville Metal Works 125
Westinghouse Electric & Mfg. Co. 126

Food
American Cranberry Exchange 100
Borden Company 123
California Fruit Growers Exchange .. 122
Crescent Mfg. Company 122
Fleischmann's Yeast 65
H. J. Heinz Company 52, 123
Penick & Ford 100
Royal Baking Powder 53

Horticulture
Adco Works 134
Agricultural Laboratories 134
Atkins & Durbrow, Inc. 134
Brand Peony Farms 135
Burpee's Seeds 134
Henry A. Dreer 134
Johnson Cactus Gardens 135
William Henry Maule 135
Naughton Farms 135
Peat Import Corporation 134
Plantabbs Corporation 134
Premier Peat Moss 134

House Equipment
Aluminum Cooking Utensil Co. 84
Aluminum Goods Mfg. Co. 119
A. P. W. Paper Company 130
Bissell Carpet Sweeper Co. 131
Cataract-Sharpe Mfg. Company 117
Clopay Corporation 135
Copeland & Thompson, Inc. 129
Corning Glass Works 89
Cosmos Chemical Co. (Sanovan) 115
Aimé Dupont 107
Fostoria Glass Company 96
Gulf Oil Corporation 127
Hoosier Mfg. Co. 125
F. C. Huyck & Sons (Kenwood Mills) 107
Kensington, Inc. 117
I. B. Kleinert Rubber Co. 118
Daniel Low & Company 131
Lydon-Bricher Co. 123
John Ritzenthaler 132
Roylace Co. 129
Russia Cement Co. (Le Page Glue) 109
Scott Paper Co. 58
Silex Company 136
Adolph Silverstone 129
Singer Sewing Machine Company 101
Superior Fireplace 130
Vernon Kilns 116
J. Wiss & Sons 106
Wooster Rubber Company 131

House Furnishings
American Rolling Mill Co. 78
Bates Fabrics, Inc. 91
Bigelow Sanford Carpet Co. 11
Cannon Mills, Incorporated ..... 2nd Cover
J. & J. Cash 133
Chase Brass & Copper Co. 66
Chatham Mfg. Company 74, 75
Clinton Carpet Company 116
Chas. P. Cochrane Company ..... 3rd Cover
Colonial Williamsburg 88
Columbus Coated Fabrics Corp. 118
F. & K. Yarn 135
Firth Carpet Co. 83
Julius Goodman & Co. 123
Gorham Company 51
Heywood-Wakefield Co. 70
Robert W. Irwin Company 113
S. Karpen & Bros. 109
Samuel Kirk & Son 103
Kroehler Mfg. Co. 93
Kenneth Lynch 129
E. L. Mansure Co. 128
C. H. Masland Rug Company 102
Oneida, Ltd. 92
Pequot Mills 98
Quaker Lace Company 6
Riefers Furniture Co. 125
Rosemary, Incorporated 133
Scranton Lace Co. 71
Simmons Company 67
Alexander Smith Carpet Co. 64
Super-Yarn Company 131
Tennessee Furniture Co. 99
Utica & Mohawk Cotton Mills 136
W. F. Whitney Co., Inc. 133
Windsor Furniture Co. 129

Insurance
Employers' Group 114
Phoenix Mutual Life Insur. Co. 85
Prudential Insurance Co. 79

Miscellaneous
Barre Granite Association 135
Wm. Cooper & Nephews, Inc. 133
Geppert Studios 129
H. Clay Glover Co. (Pulvex) 131
Kildew, Inc. (Katnip Tree) 133
Ponten Mfg. Company 129
Roovers Brothers 107
O. Schoenhut, Inc. 130
L. C. Smith & Corona Typewriters, Inc. 130
Standard Art Co. 131

Musical
W. W. Kimball Co. 111
Story & Clark Piano Co. 113

Publishers
American Stationery Co. 128
Book Of The Month Club, Inc. 9
Century Music Publishing Co. 111

Schools
American Landscape School 134
N. Y. School of Interior Decoration 105

Services
Amer. Tel & Tel Co., Res. Toll, & Class. Dir. 105, 124

Smoking Materials
American Tobacco Company ..... 4th Cover
Marlboro Cigarettes 135

Soaps & Cleansers
Bon Ami Company 73
Fels & Company 55
Hygienic Products Co. 132
Ivory Soap 8
S. O. S. Company 106

Toilet Goods
Frailey Products Inc. (Thinc) 100
Kleenex 114
Johnson & Johnson 56
Lambert Pharmacal Co. 5
Lydia E. Pinkham Medicine Co. 121
Vick Chemical Co. 10

Travel
Tucson, "Sunshine Club" 105
Phoenix, "Valley Of The Sun Club" .. 115

While every precaution is taken to insure accuracy, we cannot guarantee against the possibility of an occasional change or omission in the preparation of this index.

Ask the gentleman who pays, if he's seen rug or carpet colors he liked better . . . or has heard of sturdier wool than Lively Wool, Bigelow's own blend of imported resilient wools . . . or knows any rug prices easier to take than $44.50, for instance, for a 9 x 12 or $3.75 a square yard for carpet. Always look for the famous blue-and-gold label on every Bigelow rug or carpet. Bigelow Weavers, Department 117 A, 140 Madison Avenue, New York, N. Y.*
Copyright 1937, Bigelow-Sanford Carpet Co., Inc.
RUGS & CARPETS BY
BIGELOW WEAVERS
ROOM RECIPES
"Bigelow's Folio of Room Recipes"—free in rug depts. or send 10c to the above address.*
LIVELY WOOL SPRINGS BACK UNDERFOOT

State Flower Prints

Paintings by Herbert E. Marsden

VIII. TEXAS: BLUEBONNET: When, in 1901, this native lupine (Lupinus subcarnosus) was chosen official flower of the Lone Star State, defeating the utilitarian cotton boll for that honor, it was a signal victory for tradition and sentiment. For this colorful, annual member of the great legume family is the subject of many legends and rich in local historical associations. Originally (but quite erroneously) thought to impoverish the soil, it was called wolf-flower; because buffalo were supposed to graze on it, it became buffalo-clover; and the plant's erect tips, suggesting the white tags of cottontail rabbits, gave it the Mexican name "el conejo"

IX. SOUTH CAROLINA: YELLOW JESSAMINE: Known also as an evening trumpet-flower and Carolina-woodbine, this woody climber, with its glossy, evergreen foliage and bright, deliciously fragrant flowers, is not only a characteristic feature of moist southern lowlands, but is being increasingly planted to cover banks, fences, and trellises. Natives (who call it "jasamer") prepare a rheumatism cure from the roots, but the practice is not recommended to those unfamiliar with it. Botanically Gelsemium sempervirens, this vine should not be confused with the true jasmine (Jasminum nudiflorum), a plant of Southern Europe

THANKSGIVING *with the Original Cast*

Robert Humphreys and Karl Obert

Pilgrim Fathers and Indians —these, after all, are responsible for this pleasant celebration yet, except on school programs, they are apt to be forgotten in this two-to-three-hour festival called "Thanksgiving Dinner." Mrs. Sheridan herewith puts on a revival with the original cast of Pilgrim Fathers, Indians, strutting turkeys, and a church backdrop

An immense golden brown turkey on an ample-size platter is all that is necessary in the way of decoration for most hungry guests at a Thanksgiving dinner. But if we are not too overburdened with food preparation on this great family day celebration, it does add zest to a dinner to have some sort of unusual centerpiece. Or, if we entertain a week or so prior to the holiday, this Thanksgiving idea is just as appropriate for pre-Thanksgiving entertaining.

The Pilgrim Fathers, Indians, and strutting turkeys—all are as much symbols of Thanksgiving as the pumpkin pie and the turkey we eat. So why not have them present at the big feast?

Indians, of course, played their part in the first Thanksgiving and the noble chieftains in the center of our table are fully aware of the auspiciousness of the occasion. Their heads are cut from one-and-three-quarter-inch lumber, stand twelve and one half inches high with the stick candy feathers, and are painted a rugged copper color. It is really very simple to make Indian hair if you glue strands of yarn to the sides of their skulls; and their headbands, while not beaded, are richly barbaric and would probably have been the style in headbands had they been able to buy fluted tin plates. Their head feathers are enormous peppermint sticks which are held in place by drilling large holes into their heads. Mexican clay-colored corn, their harvest for the year, they share between them.

By the addition of some modern wooden Indian maidens and turkeys, this table can be converted into one for children instead of adults. They will be delighted that there are so many candy legs, necks, tails, and feathers to be eaten. The turkeys have vacuum bottle cork heads with large paper fasteners for bills and thumbtacks for eyes. Their wings are molds; their bodies are made of wood.

No one can visit the New England coast and not admire the little white village churches that have been built for generations. The graceful steeples that seem to pierce the sky, the quaint windows with proportions that bespeak perfection. They have a quiet dignity about them that most of our recent edifices seem unable to equal.



Indian maidens and turkey gobblers provide a delightful source of candy, in necks, legs, and feathers for already overfed, but undaunted, youngsters

Thanksgiving Day was wont to start with a church service in the morning, especially if you had New England grandparents, so why shouldn't a church be an acceptable table motif? This one has a white steeple too, not so graceful, however, as the ones I remember—but a steeple nevertheless. From top to bottom the steeple consists of a wooden curtain rod end, a funnel, a large grater, a pudding mold, and a square four-and-one-half-inch confectioner's tray acting as a cornice. All this stands on a tin box picked up in a junk store many weeks ago. The little window underneath the cornice is a nutmeg grater, painted yellow-green and blue-green. The thick door with its half-inch pie plate window just above is a baker's utensil of square dishes, fastened together. The brass door knob is a brass knob from a curtain rod. The door has white panels with blue-green sides. The step is another pie tin. The windows with their separate little green funnel roofs are graters, yellow-green and blue-green, and when a lighted candle is placed behind them the effect is much like real church stained-glass windows. The body of the church is corrugated iron. It is hardly necessary to state that the building is white just like any little white New England church. It measures thirty-nine inches from the step to the top of the steeple. The length, front to back, is twenty inches. Fruits form a sort of Della Robbia wreath about it with a pineapple peeking around the corner. Do not fail to notice the gooseberries piled high around the cactus tree at the front entrance.

If one can say at all that a church made from tinware is beautiful then this little New England church can claim such a distinction. In just such simple edifices as this one is copied from, many generations of Americans have worshipped on Thanksgiving Day.

The Pilgrim Fathers, who after all are responsible for this celebration, are apt to be forgotten except on school programs. That is why we have not overlooked them this year but put them right on the Thanksgiving table with the turkey, even though they might prefer to be forgotten, and not resurrected in tinware. They do resemble the Pilgrims in dress and feeling, too, and, like their predecessors, look sturdy, pious, and brave.

Father Pilgrim was first brought into being and turned out to be quite a problem. In using tinware, men are far more difficult than women as they must have legs, while a lady's skirt can hide 'most anything. Father Pilgrim's legs were found in the form of stove lifters. These useful household appliances are solely responsible for muscular legs with their well-shaped calves. It is inconceivable that a Father Pilgrim with so much labor and so many distressing experiences to endure could have been a physical weakling. Originally he had only a coat made of two different-size funnels with upholstery tacks for buttons. But he looked queer, gangling, and unfinished in this guise, and no amount of altering seemed to improve him. In desperation, I searched the library for pictures and at once found the trouble. I discovered that I had not given him the customary knee breeches.

Various articles were discarded in favor of the smallest funnels for this added article of dress. So now his garb is an honest replica of his manner of dressing even to the two small bows he allowed himself on his breeches. His arms are horns with one soldered in an outstretched manner to hold a gun over his shoulder as he trudged to church through the forest where unfriendly Indians hid in ambush on all sides. But, although the guns were made, tin horns proved to be not the most perfect kind of arms. They refused to carry a gun in any but a crazy fashion, so they were left at home on this particular occasion.

The tall, broad-brimmed hats are made of children's aluminum doll plates fastened to a tin cup. After his oval

[*Please turn to page 116*]



If you had New England grandparents, Thanksgiving Day started with a church service in just such a white-steepled church. This steeple, while not so graceful perhaps, is much easier to build. Construction data: 1 wooden curtain rod end, 1 funnel, 1 large grater, 1 pudding mold, 1 small confectioner's tray

Stove-lid-lifter legs are responsible for Pilgrim Father's well-turned calves, while little Patience is the image of her demure, funnel-and-pearl-upholstery-button mother

Centerpiece arrangements by Amy Aplin

Strutting turkey gobblers or demure Pilgrims



Top: View showing the bowling alley. The newel post is a continuous part of balustrade

CONSPIRACY AGAINST NIGHT CLUBS

RUTH STRUPPMANN

When young lads and lasses reach the age where they harken to the call of the night club, we generally sigh and say, "Oh, well—it's a phase they all go through, but the house is dreadfully quiet these evenings."

By a bold plot, Doctor and Mrs. John C. Baker of Montclair, New Jersey, decided to leap over the hazard of the night-club phase in the life of their son and daughter. The plot is a lotus flower basement that will ensnare the most flitting of young bees and butterflies, who will probably bring all their friends to call on the following night just because this lotus flower is made up chiefly of warm antique pine and colorful asphalt tile. There is a bar too, but it is a modest practical affair that resembles a corner cupboard. A very conspicuous bar in the basement of a home of individuals still in their teens is likely to suggest that liquor will replace imagination and intelligent activity. This basement recreation room, designed by Philip Schroedel, appeals solely to the imagination and intelligence, and supplies so many activities that young guests in search of a good time couldn't possibly become bored.

The entertainment features are robust enough to warrant the design's being considered an outright conspiracy against night

BASEMENT OF THE HOME OF DR. AND MRS. JOHN C. BAKER

Note that the billiard table is placed at the more secluded end of the room space. The floor design is laid in patterns that are planned for particular games. The lavatory is placed near the laundry plumbing, and the curved window around the dais sofa is a disguise for an unpleasing bay window form. The measuring and designing required three days' time and the execution of the plans was complete within the month

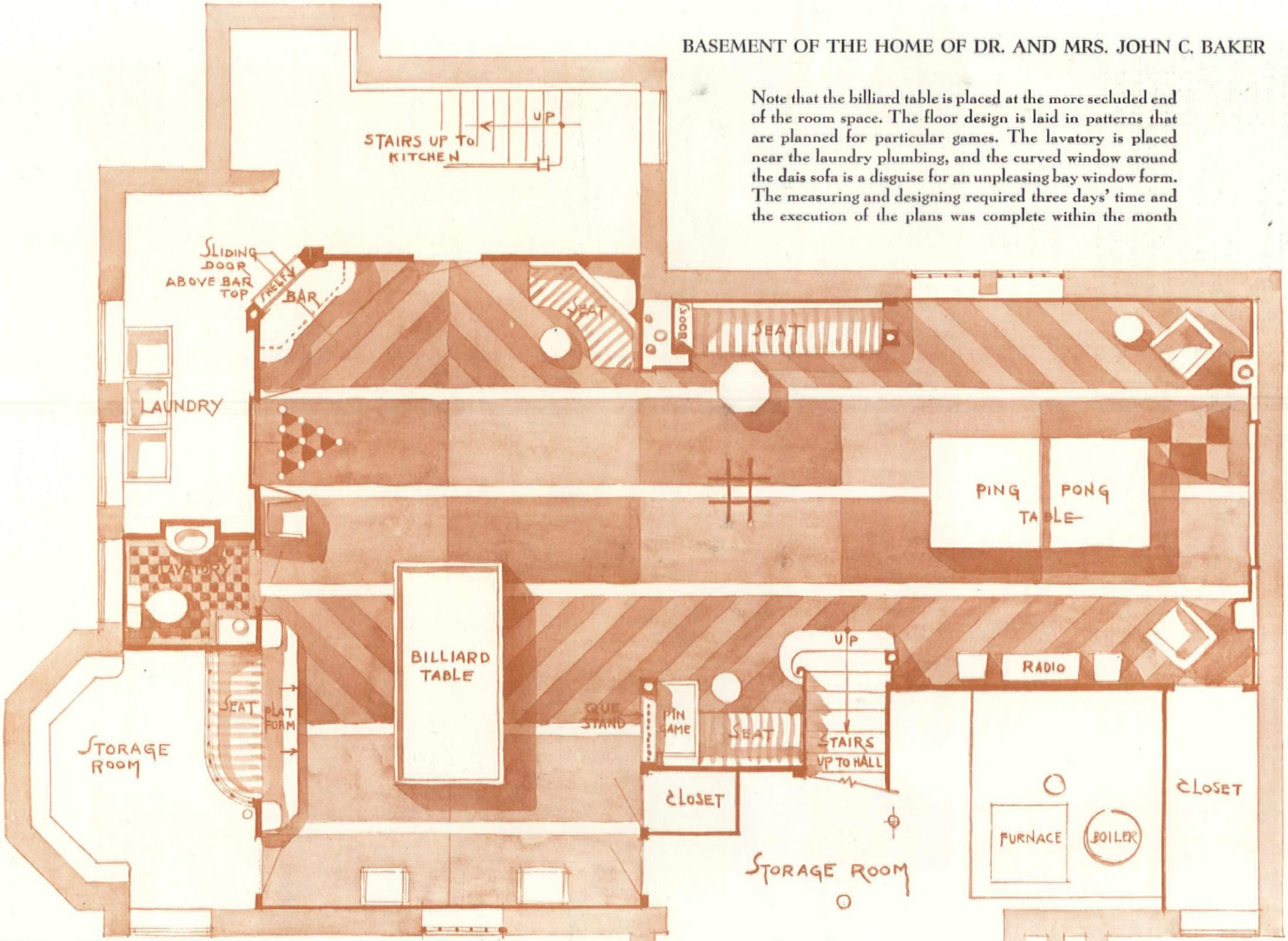

Designer, PHILIP SCHROEDEL : : *executed by* SCHULZ AND BEHRLE

THIS LITTLE CLUBROOM

STAYS AT HOME . . . .

clubs. Billiards, bowling, shooting, Ping-pong, radio, Indian ball, Russian pin ball, boxing, games of chance, and table games of a less vigorous type, like cards, backgammon, etc., are a few of the amusements installed and calculated to entertain healthy guests who prefer to be active at a party.

In the original raw cellar, furnace, storage, laundry, and closet space adequate for the family needs, was measured away and all remaining space given over to games and comfort. A sturdy grilled balustrade leads one down the stairway at the foot of which is a cozy built-in corner in the modern manner. The first view opposite the stair arrival is a gayly striped couch walled under an amusing map that indicates all points of interest to the family within a fifty-mile area of the house. Knickknack shelves and a utility table complete this group.

An old world touch is introduced in the simple modern decoration by means of tiny iron grilles on the closet doors and leaded glass on the high cellar windows. Color is used sparingly, and the atmosphere is a fine neutral background for the colorful costumes of evening guests and sufficiently unpretentious to grant comfort to the most homespun sportsman who may like to visit the game room on snowy winter Sunday mornings.

Sofas and chairs seem to work themselves casually into positions which are really quite deliberate. Posts jutting out into the room are strictly utilitarian and in every instance cover up an ugly pipe or hide construction posts, yet there is not an unnatural obstruction to the eyeview from any single point in the room. Spaciousness and continuity of design have both been accomplished effectively.

A corner of the billiard room looking into the main room. Advantage is taken of all odd spaces. Here a comfortable seat is built in a corner with open shelves above for knickknacks. In the large room a gaily striped couch is placed against one wall and above it there is an amusing map indicating all points of interest within a fifty-mile area of the house

The floor is laid in asphalt tile because it is impervious to dampness and can be laid in a sufficient number of harmonious colors to allow several different floor games to be worked out, as can be seen in the plan-sketch, giving each game its own color area. A pool table is set at one end of the room. A lightweight Ping-pong table at the other end can easily be glided out of the way to clear the floor for the bowling and quoit games laid out upon the asphalt tile flooring.

Because the room is so well lighted throughout to eliminate the danger of deep shadows which might interfere with freedom in the games, the absence of light fixtures is noticeable. This is due to the new electric units used. A tiny bulb, set into the plaster flush with the ceiling, is sufficiently powerful to force the light through lenses less than an inch in diameter which spread the light over an average table area. One of these units is placed over each game.

Although this basement was designed and executed by specialists of interior decoration, its simplicity is commendable, for, with a little effort and the proper spirit, these game room ideas can be incorporated in any basement with the idea of entertaining active youngsters who must be kept occupied and who insist upon running to the nearest night rendezvous or movies to escape an evening of idleness or so-called boredom at home.

Rumpus Room in COLONIAL



RUTH CROSS

A RUMPUS room, one of the newer and more delightful ways of solving some very old problems, is everybody's room, one hundred per cent livable sixteen hours out of the twenty-four, jolly, informal, gay. In it the children and the men of the house can be themselves without fear of tracking up or scrambling the more precise apartments of the home. It's a grand place for games and dancing, perfect for happy-go-lucky meals and midnight spreads, and a splendid overflow spot for parties. Indeed, a rumpus room is one of the best known ice-breakers for that dreadful rigidity which sometimes descends upon the liveliest of groups amid severely formal surroundings.

Legitimate heir to billiard, game, and taproom, the rumpus room has taken on definite additions, both in function and charm. It is, above all, continuously usable, where the older type of recreation center served only at infrequent intervals. It *can* do away entirely with the need for a regulation dining room—utilized at most only an hour or so each day. Anyhow, nobody in these nonconformist days likes to eat in one of those primly lined-up places. That genus room, so dear to the hearts of our Victorian grandparents, is all but threatened with extinction.

The rumpus room at Panorama Hill Farm, the Colebrook, Connecticut, home of Mr. and Mrs. Walter K. McGill, is an example of the modern trend toward really comfortable and congenial living. The moment you open the door—and you can enter right from the terraces without going through any other part of the house—your impression is one of gaiety and good cheer, minus the rather overdone attempts so often seen in game rooms and taprooms.

There is color, not crude gobs of it, but vivid and at the same time subtle and well modulated. Sunshine streams in from south windows. Fire glows red in the great Dutch oven fireplace, turning the glass eyes of the ancient owl "dogs" to topazes. Highlights on the sturdy cherry tavern table, bright red cushions, glitter of brass and pewter on the white mantel, ruby, amethyst, milk-opaque of glass, blue, rose, bronze of Wedgwood and old luster in the cupboards all add to the general effect of vivacity without garishness.

All this color is reflected, again not too blatantly, in a charming landscape paper. This depicts a foxhunting scene with the scarlet coats of the hunters, the black boots, dogs, and horses against a gray and ivory

[*Please turn to page 118*]



Room for WINTER HOSPITALITY

Manila rope staircase handrail, the exposed post wrapped with rope, fishnet tablecloth, and the local yacht club's three-star fleet painted to scale reflect the owner's hobby

ROGER A. BARTON

In the winter months, when outdoor sports and recreations are curtailed, one's interest centers on indoor entertainment, where opportunities to prove oneself a genial host are many. Can you imagine how it was ever done in the old-time parlor with its straight-back chairs, haircloth sofa, and gloomy, forbidding atmosphere? Probably the square piano and the haircloth sofa have disappeared from your home, but are you sure the rooms where you entertain your guests seem pleasant and cheerful to them?

The attractive basement recreation room pictured here was recently designed and fitted up by Mr. E. C. Lautenslager of Geneva, New York, in his own home and cost very little in either time, effort, or money. In fact, Mr. Lautenslager did most of the work himself during his spare time—and with borrowed tools at that!

Wood paneling around the sides of the room, plain pine boards, are stained to bring out their natural color. In contrast, the cellar walls—where they are exposed—have been painted in a variety of brilliant shades: blue, red, green, and yellow. On the center beam appears the following inscription which can be read in one of the pictures: "Let Thy

[*Please turn to page 114*]

"The Flying Cloud"

— a basement playroom in the home of Richard S. Bowers, Brookline, Mass.

DAVENPORT-FORTIERE, INC., *Decorators*





BEFORE alterations, the basement consisted of a large room, in which there were a gas furnace and a hot water heater; a small room, originally intended for a coal bin, a cold closet with rough shelves for the storage of preserves, and a fair-size space between the large room and the cold closet. The floor and walls were of cement. Along one side of the larger room was a wooden casing for drain pipes, the casing enlarging to a platform at the foot of the stairway—the usual basement.

A waterproof mastic floor of diamond-shape tile was laid over the entire cement floor. In the two rooms, there were installed Chinese red Venetian blinds, with draperies of a white background, and three shades of blue diagonal stripes, trimmed with a darker shade of blue fringe; all of which was accentuated by walls of light blue. The ceiling was given a very light blue tint to secure the appearance of the sky. The heating system is completely hidden by screens, the panels of which have wallpaper of a dark medium blue, with a design of small white stars unevenly dotted here and there; and a border of blue, white, and Chinese red stripes of about one inch width. The wallpaper was treated with a finish to permit washing. All overhead pipes were painted white, thus subordinating them in the color scheme.

Marine murals, as shown in the photographs, were painted on opposite walls of the large room, as well as on the wall of the space between the large room and the cold closet. The ugly platform at the foot of the stairs resembles a clock by reason of the mural above it. The long wooden casing in the large room was widened into a bench, covered with Chinese red upholstered cushions.

The smaller room, originally intended to be a coal bin, was made into a Ping-pong room. The cold closet was made into a galley, completely equipped as a kitchen, its outside partitioned off for a lavatory.

Furniture of solid maple, marine lights and lamps, and other appropriate furniture and furnishings have made the basement an ideal place for recreation.

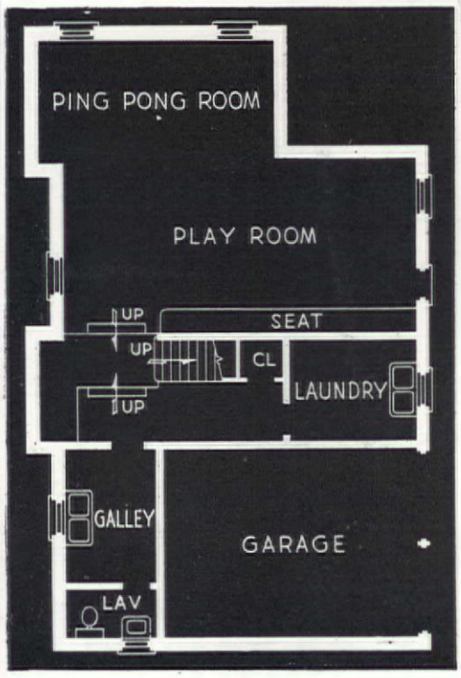



Roy J. Jacoby

The cold closet is now a complete galley, equipped with an electric stove, sink, and cooking equipment. The far end of the original closet was partitioned off to make a lavatory

As gay as any party are these towels. Ellison & Spring. China for a Mexican room, Sebring; for a cottage type, Vernon Pottery



Bright red tomatoes that can go into the oven with deviled crab or whatever you like. The metal tray holds six. Mitteldorfer Straus

For serving refreshments, try this tray. A peasant design adds to the fun. It is from Herman Kashins



A cocktail service with everything from shaker to tray. From Chase Brass



Mexican caballeros can be as practical as they are popular. These tin ones, from M. Wille, become book ends

Shiny gold is a color that belongs in your game room. Above, the hammered brass serving tray is from Ashford Fenton. From the Sun Glo Studios come the nautical brass clock and the book ends



More of Mexico in amusing figures painted on a tray designed just for passing beverages. Herman Kashins

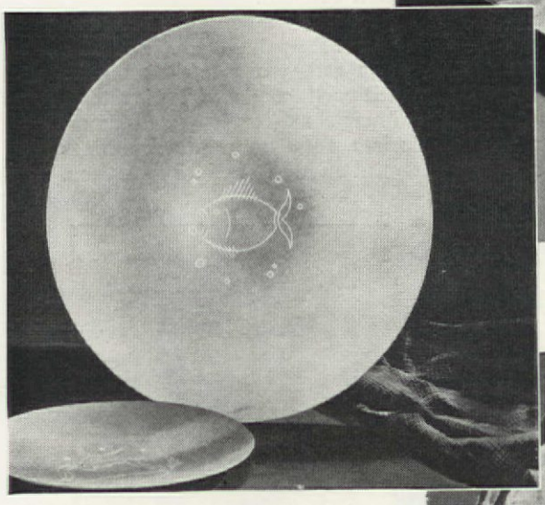

The platter above is a new one from Kensington. It is fifteen inches in diameter, perfect for canapes, sandwiches, or fruit. Use the smaller matching plate for individual service.

Baked beans take on a festive air when served in these colorful little earthenware pots. Their lids and the tray are argental metal. M. Wille



Hammered aluminum and wood make a grand cheese plate, right. Or remove the cheese plaque and use it for anything. Martin S. Breslauer

GAME ROOM accessories

Jessie Tarbox Beals

Can men make gardens? . . We submit this vista at the home of Mr. John Welsby of Baldwin, New York, as affirmative evidence

What Every Garden Club Needs—
PLANNED PROGRAMS

CHARLES R. WILLIAMS

Reflecting the increased numbers and activities of men's garden club members, here is a timely article by one of them looking ahead to next year's work

A WORTH-WHILE program is the lifeblood of a garden club. And the co-operative efforts of its members can insure its participation in activities that will be of benefit and interest to each individual member—and to the community as a whole.

In the planning of its activities or projects, however, the president or the program chairman should always bear in mind that the principal, vital purpose for which the garden club was organized, the purpose which its individual members had in mind when they joined it, is to learn how to garden. They attend meetings not only to learn about the process of growing a rose, a vine, or a vegetable, but also to gain a knowledge of gardening in a larger sense, which would deal with the more intricate and delicate processes of growing rare and beautiful flowers, vines, or shrubs as well as with the principles of good landscape design and the proper, appropriate use of available plant material.

It is trite, though not unnecessary, to say that a garden club should plan its program to conform with the interests of the majority of its members. The task of learning what the interests of this majority are will in itself provide the program chairman with a wealth of suggestions as to the planning of the club's activities. Let him conduct a program referendum. Have each member write on a slip of paper the special phase of gardening in which he is interested and, in the order of their interest, additional topics which he would like to have presented and discussed at meetings.

When these slips are received by or turned over to the program chairman, he tabulates the topics in the order of their popularity, selects the leaders, and arranges them in seasonable order, such as roses in June, garden planting in February, and landscaping in September. Having done this, he will be interested and gratified to find that he has a program for a year or longer pretty well filled and well diversified.

However, when the program has been tentatively selected, it should be carefully examined for flaws of impracticality. Keep in mind the fact that gardening knowledge is the main purpose, and that it is not going to be of much value to the club as a whole to discuss flowers—no matter how beautiful they are—that grow in Patagonia but that would find themselves sadly out of their element in Pennsylvania or Kansas. Naturally, there will be some members who will be keenly interested in what grows in Patagonia and other foreign lands, so it will be the duty of the program chairman and the president to arrange special study groups for those who are interested in such specialized topics. These can be organized under special chairmen on

[*Please turn to page 128*]

The immaculate, fragile perfection of the tuberous begonia is well shown in this study of the variety Orange King made by Harold Haliday Costain

TUBEROUS BEGONIAS

ALLISON M. WOODMAN

Photographs by Harold Haliday Costain

Thriving even in shady situations that would defeat many sturdier plants, the tuberous begonia will brighten a border with its brilliantly colored blossoms

AT LAST tuberous (or tuberous-rooted) begonias have come into their own in the garden. At last people are realizing that no other flower can surpass them in the rich and warm, or soft and delicate colorings of the exquisitely shaped blooms—waxy white, shell-pink, deep pink, light or deep orange, scarlet, bronze, and yellow from pale to deep golden. Hybridization has brought the crested, frilled, and double, camellia-like forms, in addition to those with large single flowers. Many plant breeders have taken up the work of creating new and still more colorful forms, and it is to be expected that in the near future tuberous begonias will be carried forward to reach a still higher degree of perfection.

The flower has a particular attraction for me, possibly because it responds so well to the care I give it. The flowers are slow in unfolding, and some drop off despite my precautions; but it is this slow development, which discloses their beauty by degrees, that makes the flowers so charming. Some plants will bloom continuously for as long as four months, from about the middle of June until the middle of November, or whenever they are cut down by frost. They will bloom equally well in semi-shade or in full sun, although hot sun tends to mar the petals.

I have found that the tuberous begonia likes a rich, loamy soil to which leaf mold or peat has been added. Cow manure containing short straw, when well rotted, makes an ideal fertilizer, and other manures and bone meal are excellent if used in limited quantities. The best time to plant the tubers is when the buds on the concave side show pink. In California, this is about the middle of March or early in April. In other sections, planting may have to be delayed until the latter part of May or the first of June, at least until danger from frost injury is over.

Gardeners adopt different methods of planting out tubers. Some prefer to start them in flats in soil containing about one half leaf mold or peat. After sufficient root development has been made, the plants are cut out with squares of soil and transferred to the permanent bed. This method prevents the rotting of tubers from excessive spring rains, and tends to make them break more quickly. The other method is to plant them directly in the open ground. In either case the soil in the permanent bed should be well drained; if necessary, tiles or a layer of drainage material should be provided from twelve to eighteen inches below the surface. Soil that is too heavy should be removed and good soil substituted for it.

In both flats and the open ground the tuber should be barely covered with soil. A cushion of peat or leaf mold should be provided below and about the sides of the tuber. The soil should be moist, but not to the point of over-saturation. Water lightly at first until the leaf growth begins. When the flower buds appear, water about the roots rather than on top of the plant, to prevent breaking off the blooms. A surface mulch of cow manure or peat is very beneficial. Plants should be staked with short bamboo stakes. Diseased or rotted leaves should always be removed.

Tuberous begonias do especially well in pots, frequently giving blooms that measure from four to six inches across. The mature plant can be placed in a window or in the conservatory or sun porch, so long as it is not where the sun's rays will injure the petals. Do not subject them to injurious gases.

RAISING begonias from seed is a fascinating pursuit. The seed is as fine as gold dust, but it germinates readily if not too old, and if some sort of bottom heat is provided. It should be sown in seed pans in soil containing considerable leaf mold or peat, but free from fertilizers. Moisten the soil first, then sow the seed on the surface, scattering it as much as possible, and pressing it in lightly with a wooden block. Cover the seed pan with a piece of glass or sheet of paper, with one end raised slightly to permit free passage of air. In watering, place the pan in an inch or two of water so the moisture will seep up from below, rather than sprinkle on top.

Use a toothpick in transplanting seedlings into the flat. Make an impression with the side of toothpick, and lay the seedlings in rather flat. The soil in the flat should consist of equal parts of garden loam, florist's sand, and leaf mold or peat, with a handful

[*Please turn to page 115*]

Amid tall trees crowning a steep slope rises this trim house with first floor of red brick and the upper floor in contrasting white painted clapboards. The overhang is adorned with large drops, the center pair serving to mark the entrance door with its narrow side shutter panels, and such design details recall eighteenth century domestic architecture.

The peculiarities of the site provide the house with a basement garage and adjacent recreation room. Steps lead up from the drive past a wall of local fieldstone, well constructed and of textural interest in contrast with the brick and wood of the house.

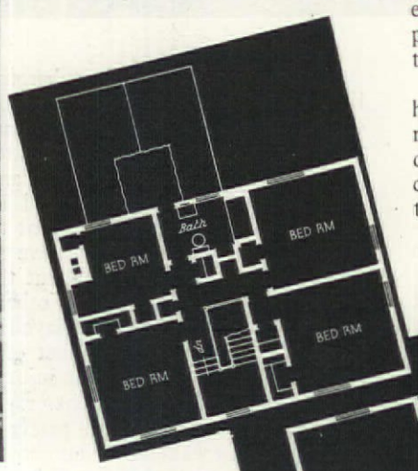

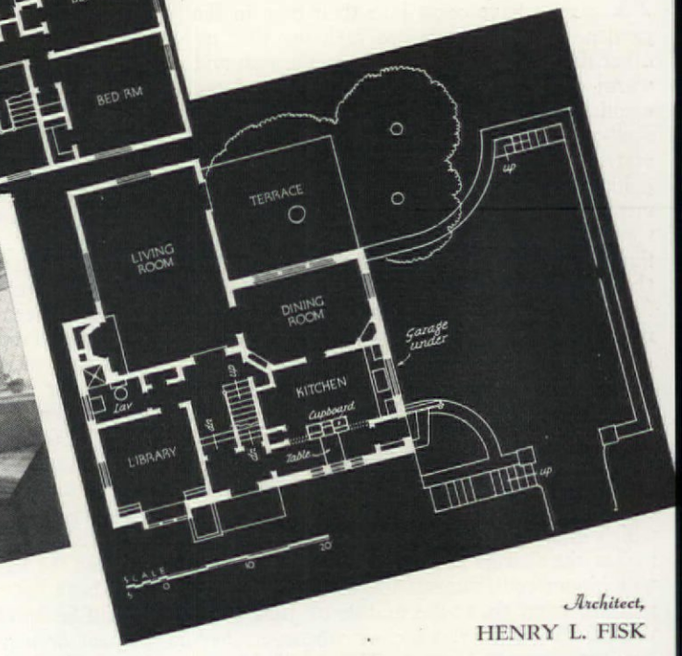

DINING ROOM.



LIBRARY

Architect,
HENRY L. FISK

HOME OF EDWARD F. RATE, IN IOWA CITY





No. 1 The Thistle is my favorite. It has a very "quilty" look to me. Flower forms that have interesting profiles are good subjects

SCISSORS and FOLDED PAPER for Quilt Designs

We are all familiar with the simple rows of dolls which we as children cut from paper, folded in the right number of creases, but have we thought of applying this principle to creative art? Nothing gives us greater pleasure than having something of our own design and handicraft in our homes, which may be used and admired by friends and family alike.

Designing quilt blocks with scissors and folded paper does not require any special talent. It does, however, call for a bit of patience and experimentation, and more enjoyment will be taken in this new creative art if one does produce one's own designs.

When beginning this fascinating game of making designs with the scissors, any size paper may be used, only nothing smaller than a foot square should be selected as some scope is needed in working with this new art. The center motif to be in scale with a bedspread-quilt or coverlid (which generally are 84 by 92 inches) should be 36 inches square, with the border, 12 inches deep, leaving 12 inches of "ground" between the two colored appliqué designs. This makes a pleasing proportion of design to plain surface. The border designs should be cut from strips cut on the cross of the cloth, and will be 12 by 36 inches; this is just about as much material as can be cut true when folded the requisite number of times. The plain strip of four inches wide, which serves to tie the border design together, will form a neat binding for the edges of the quilt.

Fold the paper in triangles three times; the long, or bias fold, is held toward you, and the cutting is begun at the outside corner. When you have progressed a little way with the design, turn the other folded

[Please turn to page 132]

No. 2 The amusing Dutch children may be enjoying a game of "Ring-around-a-Rosy," or similar youthful delight. As nursery decorations this form of creative design has unlimited possibilities. It is one in which the children of the family can easily join. No. 3 The well-known Pineapple design was here developed into a charming center motif. The other two are original designs

MARGARET TIPTON WHEATLY

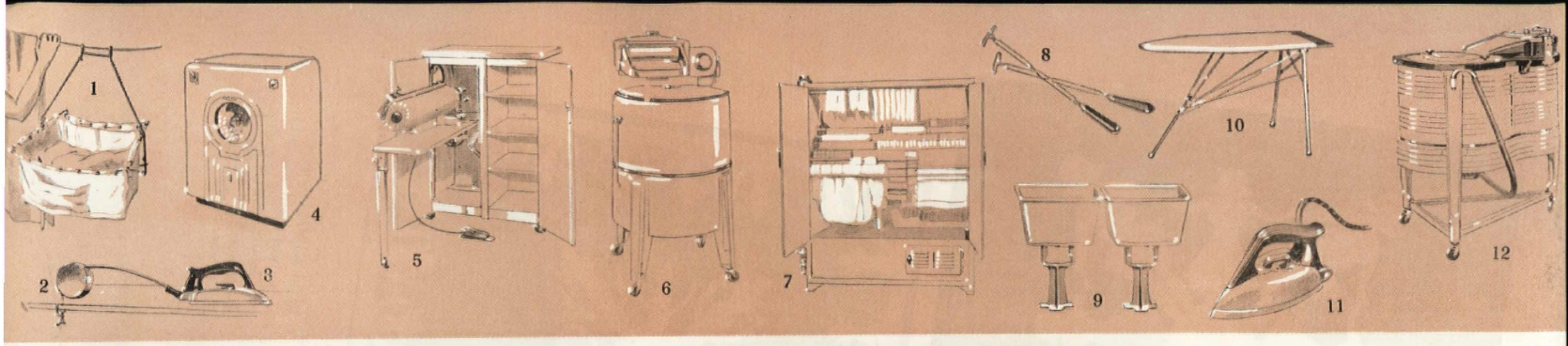

As cheerful as Monday morning sunshine is this ideal home laundry, completely equipped and planned by the General Electric Company. not in use, both the ironer and dryer can be closed out of sight. Notice that there are plenty of utility cabinets and even a ventilating fan. In

Sketches by
BEN DALE
Drawing by
HIRAM THOMPSON

1.
A canvas bag saves steps when you hang up clothes. T. B. Swartzbaugh

2.
An ingenious reel from the Mitchell Specialty Co. keeps your cord away

3.
This streamline iron from Westinghouse is as speedy and efficient as a new car

4.
Bendix makes a machine that washes, rinses, and damp-dries automatically

5.
An ironer with its own utility cabinet, the Hurley Machine Company's idea

6.
The Crosley washer, with chromium and black trim for a modern laundry

7.
The clothes dryer with plenty of space is from the American Gas Association

8.
You need clothes sticks to fish things out of hot water, from the Neu Mfg. Co.

9.
"Standard" wash tubs of acid-resisting enamel on cast iron look new forever

10.
An ironing board that is firm and just the right height, Handy Products

11.
Set this iron for any type of fabric, and it will never scorch. Manning Bowman

12.
A washing machine that will do its duty

Homework in RUBBING, 'RINGING *and* RINSING

is so easy now that your grandmother wouldn't believe it!

HOME laundry is not the problem it used to be. The long days of rubbing, 'ringing, and rinsing that were part of your grandmother's weekly routine have been replaced by a few hours of coöperating with an electric washer. The fine art of keeping your clothes and linens as fresh as the day you bought them is quite simple. Without any exaggeration, we say that the housewife's Utopia is here.

But even with the best equipment you can have disastrous results, unless you know the rules of the washing game. For instance, most of us have seen a starched organdy come out limp as a piece of cheescloth. And most of us have seen our husbands' shirts come out minus the buttons as well as the dirt. (Which may cause trouble in the very finest of families.) So the only way to be sure of success is to follow the case history of the woman Who Knew How.

She knows all about soaps and their suds; she knows that sorting and soaking on the night before will make the next morning's job much easier and more efficient. She knows that modern equipment will save her all kinds of time and money. Because she sits in a comfortable chair and merely touches a lever to iron, a round of golf on the afternoon of "ironing day" doesn't faze her. She realizes that all fabrics are different, and washes them accordingly—*after* she has scientifically removed any stains that may lurk between pleats. A ruffled curtain means no more to her than plain white handkerchiefs. It never takes her more than about two and a half hours to wash or iron, and then she's ready for come-what-may, even if it means playing ball with her four-year-old son or coming home with a bridge prize when the cards are against her.

Our story begins with the preliminary steps. And don't think these are not important! Start by sorting the clothes according to soil, color, and material. As you do this, watch for rips or tears that need to be mended. If you don't believe this, see what happens to a very little rip—no matter how gently it's washed, the rip is bound to become at least twice as large. Also remove pins, buckles, and sharp ornaments, unless you like the idea of more rips and a few scratched fingers. Even if you don't expect to find bits of candy in your child's pockets and cherished letters in your own, be sure to check and empty them. You should have removed the stains as soon as they occurred, but if you didn't, do it now, before you even think of washing. (Note our article on stain removal, "The Stubborn Dozen," in the October issue.)

The sorting should be done on a wide table, or on the floor with newspapers beneath the clothes to prevent further soiling. Remember that the only clothes that can be washed together are those that call for the same water temperature and the same type of soap. It is best not to wash delicate and vivid colors together. And wash cleaner clothes before the very soiled ones. In the first general group come white cottons and linens. So here you have your husband's white shirts, table and bed linens, towels, and the like. The second group is for colored cottons and linens. See that the colors are fast, and do the light-colored things first. Afterwards, in the suds from that load, you can do the darker things like your son's brown socks. The third and last group is for finer fabrics. But remember that your sheer silk stockings and lingerie should be sudsed every night to preserve elasticity and keep them looking new.

Soaking is the next logical step. Like most things, it's a great and valuable idea if done in moderation. For instance, white cottons and linens should soak overnight, colored clothes can be soaked only if they are color-fast, and then never for more than twenty minutes; never soak fine woolens, silks, or synthetics. The advantages of soaking are that it loosens the fibers and permits the suds to penetrate more quickly

[*Please turn to page 111*]

13.
Kelvinator has a new washing machine on the market, well worth considering

14.
You'll never have wrinkles in your best dress with the Kelvinator ironer

15.
The clothes drier from Clay revolves, so you hang washing without moving

16.
Designed for modern speed and efficiency is the Norge auto-built washer

17.
For small things like lingerie and guest towels, get this rack from Runnels Co.

18.
You can depend on the automatic gas water heater. American Gas Ass'n.

19.
The monel tank from International Nickel heats thirty gallons of water

20.
The Mueller adjustable frame dries knitwear quickly, evenly, without shrinking

21.
The Horton Manufacturing Company makes this easily operated washer

22.
The two-compartment laundry tub, available in white or buff, from Crane

23.
The perforated bottle stopper sprinkles. From the Aluminum Goods Mfg. Co.

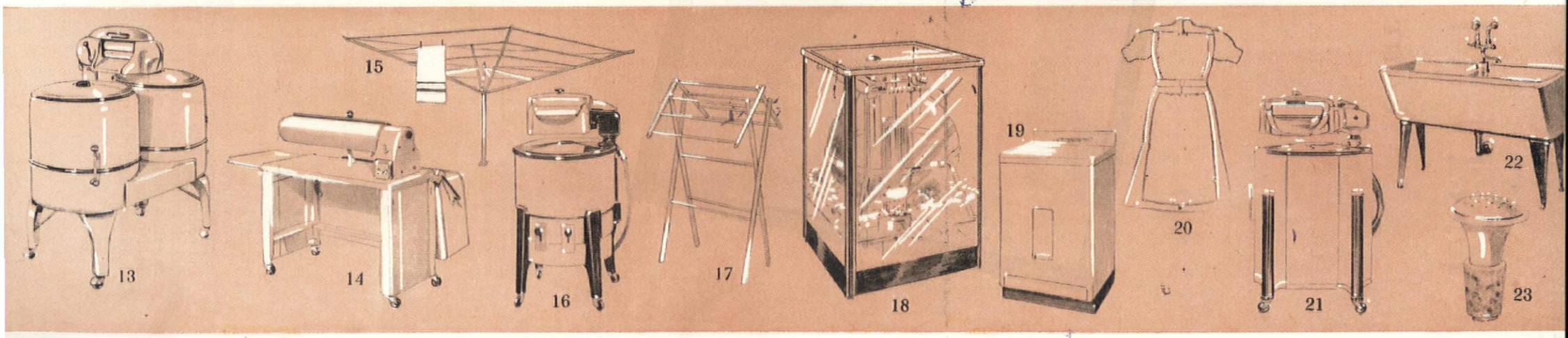

ENTERTAINING
Your Friends' Children

As small children we delighted in every opportunity to visit our grandmother, for she knew and understood the ways of youngsters—be they naughty, noisy, or merely bewildering. Were there not always butterscotch lozenges in her little bonbon dish as a reward for fairly perfect behavior? Even her reprimands, while firm and full of meaning, were experiences in gentleness and understanding. But the thing we three shall never forget was her window-seat toy box. It was the one part of her home exclusively ours. And what pride we had in its possession!

Running the full width of the living room under generous bay windows was a long window seat covered with a thick, mulberry cushion. When the cushion was removed, there were revealed three covered compartments, one for each of us. And what treasures they held! Each box contained toys suitable to our particular age; not the ordinary type, but unusual ones we were not accustomed to seeing. Although there must have been the usual childish quarrels over some particularly coveted toy, I am certain that those toy boxes saved our elders from much exasperation and frazzled nerves.

There were but two rules: everything must be put back in its place at the end of a visit, and nothing could be taken home. That was difficult for a favorite doll or book was hard to part with. On the other hand, since we could not have them often, they were constantly new and interesting and we always looked forward eagerly to our next visit.

When the depression descended upon us in no uncertain terms many a young mother was forced to forego the services of a maid as her share in cutting down the household expenses. Consequently her freedom to go about among her friends was curtailed. Of course she could still go if she dragged the children along, but that was hardly recreation for her or pleasing to the hostess.

For most mothers it is a nerve-racking experience to carry on a conversation while visiting and knitting and at the same time to be constantly watching to see that her child is behaving properly. With good reason a child quickly becomes bored with adult conversation and ways. He either wants to leave long before his mother is ready or he soon gets into mischief.

It was while witnessing the embarrassment of a young mother that the memory of grandmother's toy box flashed again in my mind. Surely a box of interesting playthings for your friends' children would be the solution on such an occasion, for all concerned—child, mother, and hostess.

While I had no window seat, I did have a stunning, sturdy basket from the Island of Minorca, so good looking that I did not hesitate in the least placing it in the living room. As I found the unusual in toys I bought them for the basket and soon had a collection that most children were unfamiliar with, or at least did not have at home.

The result was most pleasing. A mother need not now hesitate to bring her child with her when she drops in to chat. She can just deposit him near the basket and visit madly, with only an occasional glance at her well-occupied and fascinated offspring.

In case your home is the type in which

[*Please turn to page 55*]

Photographs by
ROBERT HUMPHREYS

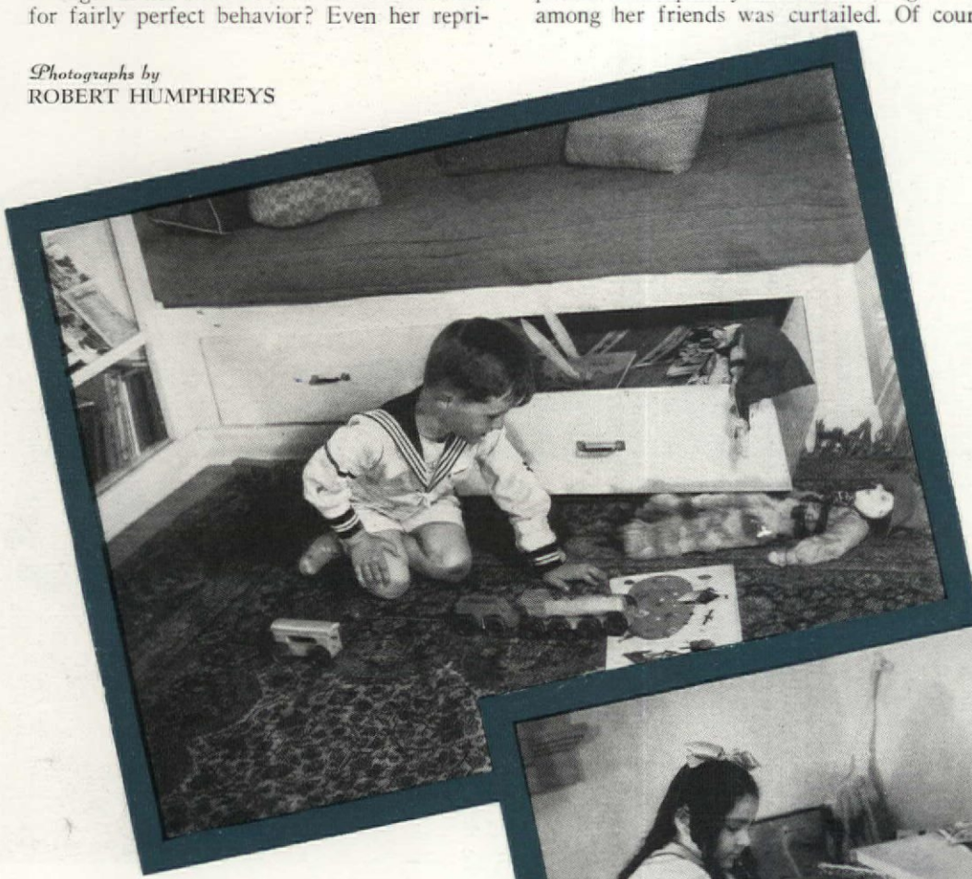

A treasure chest, drawer, or basket containing an assortment of toys, books, and knick-knacks will keep a visiting child absorbed and amused for hours and will relieve embarrassed mothers and anxious hostesses

"BELOW THEM HOUSES TURNED TO HOMES AS WOMEN LIGHTED LAMPS"

ELEANOR GREEN
"The Hill"



Additional lamps are shown on page 90

Modern design at its best in a distinguished lamp of walnut and chromium, left. Rembrandt Lamp Corp.

For an 18th century room, consider the lamp at right. It has a quality of elegance. Another Rembrandt

F. M. Demarest

Crystal lends dignity to traditional rooms. The lamp at the left is an example. Mollie Boynton

Satin finished brass for both base and shade, above, for the living room. Herman Kashins

Inspired by old Williamsburg, the lamp above has a floral design. Abels, Wasserberg Co.

A quaint lamp in an Early American room, with metal base and glass bowl. A Rembrandt lamp

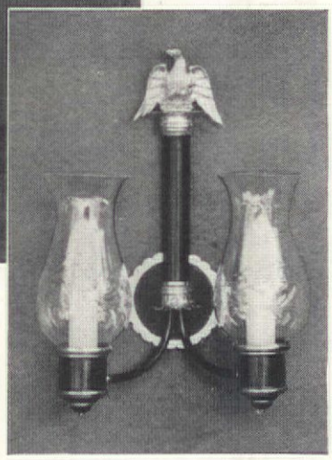

A crystal boudoir lamp, left, from Mollie Boynton. Note the lace shade for sheer femininity

Above, a side light in black and gold for the Federal or Southern Colonial type room. Cassidy Co.

Particularly appropriate for a desk is the brass lamp with painted tole shade, right. Herman Kashins



The front and rear views of our adobe house soon after construction



Below: A corner of the bedroom, one end of the kitchen, and living room



Our house has cost $4,000 and, like all adobe houses, has individuality. The furniture, of modified Spanish design, was made by local craftsmen

Wyatt Davis

House of EARTH in New Mexico

IF, WHILE territorial governor of New Mexico, General Lew Wallace ever wanted to consult his Indian constituents at San Ildefonso pueblo, he passed this house in Pojoaque Valley. It was old then and looked the same as it does now. If the General didn't notice it, many people have since, chiefly because it is an example of purest native Spanish adobe building.

Those old boys knew several things. They built for permanence first of all. Walls two feet or more thick, made of adobe bricks which probably came from the earth around the house. That is economy also. The floors were of dirt (hard packed clay) which, while not exactly dustproof at all times, could be kept surprisingly clean.

Ceilings consisted of *vigas* (log beams) laid on the walls and covered with cedar shakes, straw, earth, and—if the builder was rich—with planks. In the course of years the roof would leak and then any spare boards and more earth were put over the hole. In one room we found three small hand-carved shutters in the ceiling. Even today our neighbors spend most of their time (during a rain) up on the roof hoeing dirt over weak spots.

Time and rain and melting snows had left their mark on this house when we first saw it. The *vigas* were stained and dirty and the walls runneled and cut away, in some places through all the plaster and into the adobes. Smoke and flies had done the rest, aided by birds building nests in the ceilings and cattle walking through the rooms. But in spite of all of this, the house had charm. The walls were squat and solid-looking with a bulging curve that cannot be imitated. The *vigas* were all unusually uniform in shape and straight; the rooms were large and well arranged. More, there was an acre of land with the house and better yet there were eight huge old apple trees in back of it. Those apple trees have been the subject of much guessing. Our neighbors swear they are two

[*Please turn to page 127*]



FLORENCE GLIDDEN

Give a thought to TABLE SERVICE

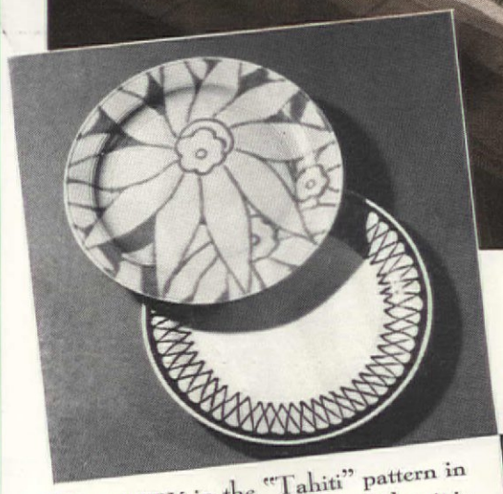

POTTERY in the "Tahiti" pattern in blue on a cream ground. Below it is "Trellis" in brown. Charles M. Potter

GOLD and blue border on a subtle gray ground, Copeland & Thompson. Also a Chinese floral design

ABOVE, the conventionalized design is a W. S. George pattern. Floral pattern on white, Sebring Pottery Co.

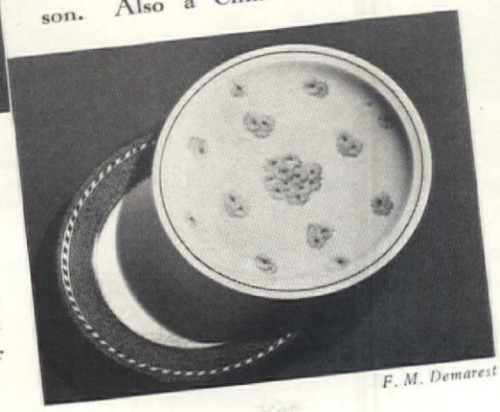

CLUSTERS of gray and yellow daisies imported by Theodore Haviland & Co., right. Domestic pattern, blue border

F. M. Demarest

WITH Thanksgiving in the offing, and lots of home entertaining planned for the family and friends, we find ourselves interested in ideas for table settings. It is safe to say that original ideas which mirror our own personalities have the greatest appeal. And it is true that simple things are more impressive than extravagance.

Next to pleasing color schemes, the most important thing to keep in mind is a sense of harmony. For instance, if fine china is used, then a damask or lace cloth, crystal goblets, and silver candlesticks fit right into the picture. If your plates are pottery, then a simple cloth, colorful provincial glassware, and candlesticks of iron, brass, or pewter are the most harmonious appointments to use.

The table illustrated at the top of this page is as simple as it is charming. Arranged by Mrs. Holt Lowry and Mrs. Calvert Holt, it was shown at the Gardens of the Nations in Rockefeller Center, New York, as part of a display sponsored by the members of the Federated Garden Clubs of America. The scheme is worked out in shades of green on a natural homespun cloth. Light green pottery plates, and darker green glasses and candles are very refreshing. Notice that the wrought-iron candlestand in the center adds to the informal atmosphere. Trailing ivy in green glass bottles, and shallow dishes of fruit are the only decoration used on the table.





Pewter accessories make this Thanksgiving table, which won third prize for Miss Hazel Heissenbuttel at the Gardens of the Nations, Rockefeller Center. Natural linen, green glass plates and stemware, and gay Toby jugs

I
"Enchantress," a subtle combination of traditional and modern, from International

II
For those who like a rich all-over pattern, Alvin has its new "Bridal Bouquet"

III
Notice the pistol-handled knife in Reed & Barton's seventeenth century pattern

IV
Watson's "Juliana" pattern, of Scandinavian origin, in a strong, graceful tulip design

V
Based on authentic period design is Towle's "Chippendale," modified for today

F. M. Demarest

VI
Inspired by the crafts of northern Europe is "Norse," a pattern from International

VII
Important for dignity and simplicity is Rogers, Lunt & Bowlen's "English Shell"

VIII
Again the modern influence in Towle's "Rambler Rose," a pattern of simple lines

IX
Noted for its straightforward elegance is Watson's Colonial pattern, "Washington"

X
"Governor's Lady," Gorham's Colonial pattern, looks very well with a monogram

John Adams Davis



TWO goblets from Fostoria, both with interesting stem and bowl shapes. The design of the one at the left is etched; the right is cut into the crystal



A FORMAL table setting calls for goblets like these from the Cambridge Glass Co. Left a very rich cutting, center a Carnation pattern, right a gold band



CRYSTAL clear and of quiet dignity are the plain goblets from Paul A. Straub & Co. Center, a fine cutting from Cataract Sharpe Mfg. Co.

F. M. Demarest

THE two goblets at the left, in contrasting shapes from Duncan & Miller. The third, with its long, graceful stem, is from A. H. Heisey & Co.

IF you want your guests to come early and stay late, we suggest buffet service for your first winter party. It's being done in big houses and little houses, with servants or without, on a large scale or for just a few intimate friends. And whether it happens to be a luncheon or a late buffet supper after a skating party makes no difference to anyone. It's lots of fun at any hour.

With nearly everything put on the table, you need only remember to select table accessories that are simple and contribute to an orderly appearance.

For instance, in the table shown above, the tall candlesticks lend a certain dignity, but do not interfere with easy self-service. And notice that placing the tall beverage set at one end of the table and the percolator and coffee cups at the other end gives a feeling of balance and pattern. In the center is an electric warmer that really keeps hot food hot, and in front of this a serving platter for sandwiches or cold cuts. The knives and forks are arranged symmetrically within easy reach. A Quaker Lace cloth is the background for this setting. With serving accessories such as these from the Chase Brass & Copper Company, the hostess has little to worry about beyond setting the table. Buffet entertaining is as easy as it is popular.

F. M. Demarest

"Round the Bend"

The Darien, Conn., Home of Roderick V. D. Lester

HIDING "round the bend" in the Point O' Woods section of Darien, Connecticut, is this charming Colonial home where, for an eager couple in their early twenties, the heavily wooded setting acted as one of the major inspirations. Planned and decorated by themselves, the results achieved have a nice integrity. One of the best features is the use of blue within and without, not as an all-over color, but sensitively distributed for ornamental brightness. Inside, the type of house with its tremendous open fireplace, plank floors, paneling, tiny-paned windows, and antique atmosphere, readily recalls the bygone days of their great-grandparents.

A delightful touch is the old post light which one passes going up the steps to the front entrance. Here is a Dutch door, the details of which are perfect in their adaptation from the past and merit the special attention which they attract.

Stepping over the threshold, the entry hall, in its forthright treatment of the stairs and the paneling, definitely fulfills the expectation aroused by the promising exterior. Glass shelves in the narrow windows on either side of the door, the old grandmother clock, and hall seat, create a neat, cheerful atmosphere deftly calculated to make visitors feel at ease.

The living room, occupying a wing on the right of the entrance, has a magnificent oversize window looking forth on New England

This cleverly designed Colonial house has a long, low picturesqueness. Left, two back views, showing screened porch. Beneath, side entrance to library. The swimming pool was inspired by one shown in "The American Home"





The old grandmother clock stands at one side of the hospitable Dutch door

Inside-and-out pictures of the exceptional Dutch entry door with special paneling and hardware. On either side are narrow lights, backed with shelves holding blue glass



LIVING ROOM—SEE FRONT COVER

A CORNER OF THE PORCH

rocks and woods. A colorful outside window box with climbing ivy makes it attractive in summer while in winter the proximity to the great fireplace brings together fire and snow.

Through a door at one end of this all-year-round gathering place can be glimpsed a room, open to the air on two sides, and furnished as a living-dining room with good taste combined with a modern sense of service. The floor has flagstone paving, and the long bench is painted blue in the prevailing color of the house. This room is accessible to the kitchen through a middle hallway connecting with the study, dining room, and main hall. During favorable weather (this means most of the time due to shelter on two sides) all meals are taken in this outdoors room, so agreeable is this natural mode of domesticity. With the green lawn stretching like a mammoth carpet to the back and side and garden all about, comfortable relaxation is irresistible. Directly in line with this summer room, just past the rock garden, is the swimming pool backed by tall trees and luxuriant, low-growing guards of foliage.

The inside dining room, stepped down from the main hall, has an intimacy greater than the customary formality of eating generally achieves. The corner cupboards and the bay window are the chief architectural features, making for a scheme wherein antique china, blue glass, pieces of Wedgwood, as well as plant life and attractive floral arrangements can be used to very good advantage.

The study with its separate entrances and adjoining lavatory makes a good combination for an emergency guest room or for business purposes.

The up-to-date kitchen was planned with the fact well in mind that there would be no maid to assist in this home. The refrigerator is handy to the dining room and terrace door,

ON THIS PAGE:

Twin four-post beds with candlewick counterpanes, chintz-draped dressing table, and hooked and rag rugs make this bedroom, with its end-paneled wall and fireplace, unusually attractive and livable. Below is the modern kitchen, spacious and efficiently arranged

ON OPPOSITE PAGE:

Sunlight streams in the many-paned bay window of the handsome front dining room, bringing energy to the plants arranged on the shelves and radiance to the blue glass objets d'art. This color dominates the draperies, wallpaper, and china shelved in the corner cupboard with HL hinges. American Provincial furniture graces the room with comfort, strength, and lightness

in case an extra ice cube or slice of butter is needed. Next to it is a small work counter to prepare things for the grill or oven of the adjacent range. A closet where pots and pans hang in their respective places (each utensil has its separate hook) occupies the rest of the space along this wall.

At right angles to this is a long Formica countertop with cut-out sink and built-in cabinets. A large closet accommodates ample food materials. Completing the kitchen equipment is a utility closet for the broom and cleaning apparatus. One corner of the kitchen has table and benches for breakfasting.

Across the back-door hall is a first-floor laundry. This same passageway leads to a two-car garage with an electrically operated overhead door.

Upstairs is a central hallway off which open two bedrooms, three large closets, and a bathroom. Peach tile of large size and a blue-and-white rubber floor indicate certain factors for making the bathroom water-proof and easy to keep immaculate. It also sets the color range for decoration which is nautical in subject matter and design. The rubber floor has a mosaic pattern of a sailboat on rippling water. On the walls are impressions of Provincetown's bays, light houses, and fishing boats. The round port-hole window

[*Please turn to page 106*]

How to Behave at an AUCTION

MRS. H. MONTAGUE BROADDUS

You really haven't lived until you've attended an auction. You haven't known the reckless thrill of being extravagant to the point of staking your "all" on some trinket you know very well you don't need, shouldn't spend the money on, and probably will regret. You haven't felt one of life's greater moments until you find your bewildered self in possession of some "priceless" antique (well, anyway, the auctioneer said it was priceless) such as, maybe, an old snuff box once owned by Marie Antoinette—or was it Catherine de Medici? Certainly you haven't learned the old economic rule that one never gets anything for nothing, until you've been disenchanted at an auction.

Of all places to look for "give-aways," an auction is the least likely—take it from an old-timer who hasn't missed *many* auctions in her community. You can expect to pay not only for the merchandise you buy, but for the privilege of bartering against collectors, connoisseurs, rich, near-rich, and nouveaux riches, and of hearing marvelous tales of past history and present worth spun about each individual object put up to tempt you.

Bear in mind, too, that probably three fourths of those at almost any auction you attend are not novices like yourself, and they can spot you at a glance for the beginner you are. *They* don't wander timidly about as you do, trying to guess the value of the various objects. They don't have to, because they have been there days before, doubtlessly, studying every piece, determining its exact worth in today's market, making notes on what they want and how much they should pay to get it. Many of them are dealers, and if there is something there that is worth snatching, be very sure they aren't going to let you do the snatching, unless you pay dearly for the privilege. And if the snuff box we mentioned some time back is a real Marie Antoinette or Catherine de Medici, don't fool yourself; you're not going to get it for any song. Some antique dealer has already "put the bead on it" as it were, and has lined up a customer who is pining for just that snuff box and will pay double what the dealer will get it for at auction.

Between the auctioneer and the dealer there exists an understanding as perfect as between

[*Please turn to page 110*]

DINING ROOM IN THE DARIEN HOME OF RODERICK V. D. LESTER

SEE OPPOSITE PAGE FOR DESCRIPTION

FROM A PAINTING BY HARRIE WOOD

Mother's Brains and Father's Elbow Grease



Drawing by Adrienne Adams

PROUD FATHER SHOWS SUCCESSFUL RESULT OF FAMILY "COMBINE" . . . . TELLS HOW

JOEL ANDERSON

"FATHER"

THE time came when the little one had just about outgrown her crib. Slowly it became obvious that something must be done to keep pace with her inexorable growth.

Now, I confess that I have the usual fatherly genius for evading such problems until they rise right up and hit me in the face. Still, I couldn't escape certain stirrings of apprehension as I went about the business of living. When my wife began talking about a modern nursery I whispered to myself, "Oh-oh! Here it comes!"

I think it was that word "modern" that frightened me. It sounded expensive. But before I could squirm and say, "Good heavens, dear, you know we can't afford anything like that!" she had anticipated my reaction.

"No, dear," she said soothingly, "it isn't going to cost anything. I've had it all figured out for some time."

She soon showed me that she *did* have it all figured out. She hadn't come to class unprepared. She explained that by "modern" she didn't mean any of your super-slick, super-shiny, rather hard-looking layouts that always have a faint air of being untouchable. She meant, rather, something up-to-date and at the same time definitely juvenile, gay, and entirely livable. That explanation went a long way toward relieving the pressure on my brain. Nevertheless, it left me with one eyebrow still raised.

Milady pressed on. Of course she had exaggerated a bit when she'd said it wouldn't cost *anything*, but if I'd lend an ear I'd soon see that it would cost *precious little*. I was tolerant but slightly amused in a superior sort of way. I didn't believe that when it came to getting right down to it she would really carry through.

At first flush it looked to me, as she outlined it, like a big job. But she surrounded me. She made rough sketches to show me the general scheme. Then she went patiently into every detail. Gradually it dawned on me that it would be quite simple after all, and a good deal of fun to boot. Of course I ended by falling for the whole idea completely. Although my help wasn't asked, I actually proposed to supply the elbow-grease—and plenty of it—inasmuch as she was supplying the brains and talent.

Well, we went at it, doing a little bit each day. Now the job is done, and I feel like telling the world about it. I'm proud of the room, I'm proud of my wife and, to tell the truth, I'm proud within reason of—myself.

THE essential feature of our procedure was to use almost entirely things which we already had, buying hardly anything new.

First came the furniture. We had an old single bed and an old chest of drawers, both adult size. Devoting myself first to the bed, I found that by judicious sawing-off, here and there, of unnecessary "ginger-bread" I was able to reduce it to a more modern shape and a more juvenile height. Then I cut off the side rails to sixty-four inches and lo! I had a child's bed of very charming proportions. Meanwhile an upholsterer was, for a very small fee, cutting down and remaking the old mattress to fit the new bed-length.

[*Please turn to page 116*]

Until you can afford to buy a greenhouse– BUILD ONE!

J. ROY W. BARRETTE

Courtesy Hitchings & Co.



While you dream of some day owning a greenhouse like this (above), why not get busy and make a wholly serviceable one like Mr. Barrette's (left)?

For most of us, gardening ends when the killing frosts have seared the chrysanthemums, and when all that remains to be done is to tuck the mulch around the perennials and return to the fireside until the seed catalogues herald the coming of another spring. This had been the writer's lot until, one windy fall morning, the sudden collapse of part of an ancient range of commercial greenhouses near by suggested the possibility of obtaining cheaply material with which to construct a greenhouse. I had wanted one for some time, since a brief sojourn in England had revealed little greenhouses of a remarkable diversity of shapes and sizes, forming a part of the gardening equipment of many of even the most humble homes in that land of gardens and flower appreciation.

The difficulty had always been cost. Examination of greenhouse manufacturers' catalogues had indicated that the material for a very desirable little house of the size required could be purchased for about $250. Adding the cost of erection and heating, I had arrived at a total of $400 or $450. While I admit this is a modest sum, much less, in fact, than one would spend for an automobile, still it is more than could be dug out of a mattress at the time (or now, for that matter).

An interview with Mariano de Angelino (Italians have such beautiful names!), caretaker of the collapsed greenhouse, resulted in the purchase, at one cent a running foot, of as much of the lumber as I cared to extricate from the ruins and haul away. Did he know where I could get any glass? He did. It seemed as though the whole countryside was dotted with disintegrating greenhouses waiting to be carried away. So in due time the glass arrived —seventy pieces, each 24 inches by 16 inches, at eight cents apiece. This was more than was needed, but allowance was made for breakage during amateur glazing (and fortunately, as it later developed).

The winter was spent in preparing the material for erection the following spring. First the glass had to be cleaned. Years of exposure had coated one side of each pane with a patina which resisted everything but scrubbing with a rough rag soaked in turpentine. Next the bars had to be cut to the size indicated on the plan, and scraped and painted. A three-cornered scraper did a good job of scraping, as it gets into the drip channel. The bars purchased were originally sixteen feet long, but as they had rotted rather badly in places, about one third had to be discarded; that part which was retained was to all intents and purposes as good as when new, forty years before.

After careful consideration, it had been decided to erect the greenhouse as a lean-to on the southwest side of the garage. The principal objection was that this placed it on the northwest side of the house which cast a shadow on it until about 11 A. M. in the winter. However, no other location was available, so in spite of dire prophesy that nothing would grow, we went ahead. At this point it might be well to suggest that the advice and predictions of onlookers be allowed to enter one ear and pass out of the other. Admittedly plants, like humans, thrive best under ideal conditions; but when such conditions are not available, it is surprising how well they will adapt themselves to the existing situation. As a matter of fact, the first batches of greenhouse seedlings we raised (tuberous begonias and gloxinias) got so much sun in our shady greenhouse, that they had to be placed on the floor in the shade.

The first job in the actual erection was the placing of the foundations in two holes, 1 foot square and 2 feet 6 inches deep. These were filled with concrete. A quarter of a bag of cement (25 cents), a bushel basket of sand and some old rocks broken up to provide bulk ("aggregate," contractors call it) did the job nicely. On these piers the outer corner posts were erected. The other two posts were bolted to the garage wall, so no foundations were needed. The garage eaves project 1 foot and at this point are 8 feet 6 inches above the ground. The front of the greenhouse is 5 feet 6 inches high, and inasmuch as the total width is 7 feet, the roof drops 3 feet six inches, an angle of 45 degrees. The exact length of the greenhouse was determined by

[Please turn to page 124]

A Winter Garden of HERBS

WITH the long winter months just around the corner, it is time to start planting your window herb garden. In my opinion, it is—or can be—one of the most remarkable of gardens. Why? Because these green-foliaged plants will not only add gaiety, beauty, and charm to your kitchen, but will also serve as a constant reminder that, flavored with one or more leaves plucked fresh from their stems, even our most prosaic foods will immediately take on new, delightful tastes. Like many another housewife, I have discovered that the real secret of skilled "cooking" is nothing more nor less than correct seasoning. So, never forgetting this fact, I have each year made it a practice in my home to have one of these delightful herb families, with its numerous relatives, spend the winter in my kitchen window. There, close at hand, it helps me turn out from my mixing bowl spicy concoctions of food brimming over with goodness.

GRACE IGO HALL

Most herbs, with the exception of the mints of northern origin, grow well in a dry, warm place; even these mints, if given the right kind of treatment, will do fairly well inside. Therefore, one of the first things to decide before Mr. Frost nips your outdoor herb plants, is just which ones you are going to transplant from your summer garden to your winter one. Some that I have found especially disarmingly refreshing, with magic tastes tucked away in each leaf, besides being splendid for indoor cultivation are: Basil, parsley, chives, chervil, sage, borage, coriander, lemon-balm, rue or herb o' grace, caraway, sweet fennel, tarragon, the various scented thymes, the many varieties of lavender; rose, lemon and nutmeg geraniums; citronella, lemon verbena; the aromatic mints—spearmint, variegated applemint and peppermint; and, last but certainly not least, rosemary (which means "dew of the sea") and marjoram, meaning "joy of the mountain."

After you have decided just what herb plants you want to grow over winter, the next question is, "How should I go about transplanting them?" Really, the whole process is simple. First, as I said before, lift (that is, dig with a ball of soil around the roots) your herb plants before frost arrives. With the exception of parsley, chives, tar-

[Please turn to page 130]

These herb portraits (about one-quarter life size) show some of the most useful. Above is the garden sage

Right: Graphic proof from New England of how lovely a window box of herbs can be. See text, page 132

Below: Golden-striped applemint, a deliciously fragrant member of a delightful, spicy family

Below, left: Blue-flowered borage. Use tender shoots and leaves in salads, pickles, iced drinks

F. M. Demarest

Right: Bush or dwarf basil, an annual that adds that "certain something" in cooking

Above: French thyme, an attractive, upright gray-leaved form



Left: Chervil, a pot herb, delicious in salads or cream soups; resembles parsley

Above: Pennyroya reminiscent of o grandmothers' chee ing cups of herb t

A $7,500 HOUSE WITH BASEMENT "CONSERVATORY"

CARINA EAGLESFIELD MORTIMER, A. I. A.
Architect



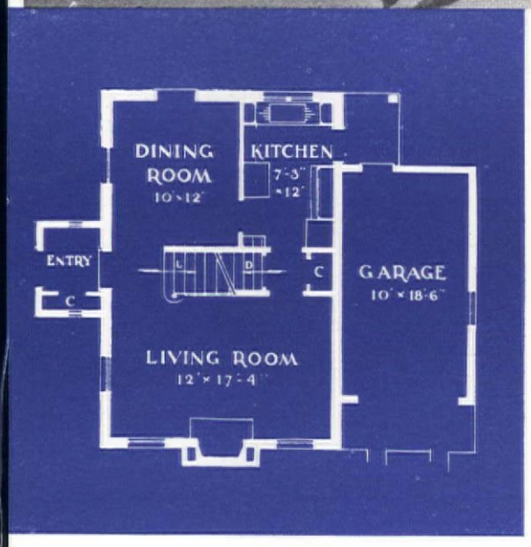

A most interesting feature of this little brick Colonial home in Beaver Hills, New Haven, Connecticut, is the construction of the "conservatory" windows in the basement playroom. The idea, which Mr. Mortimer is patenting, calls for the concrete or brick outer and side walls of these windows to be built down to below frost line. Since there is no concrete or other impervious floor in the enclosed window area, moisture from the earth below and outside can move, by capillary action, up into the soil that fills the space between the walls of the windows and that of the house. This not only reduces the amount of watering that has to be done by the owner, but also supplies moisture to the plants growing in the area in the way that

[*Please turn to page 124*]

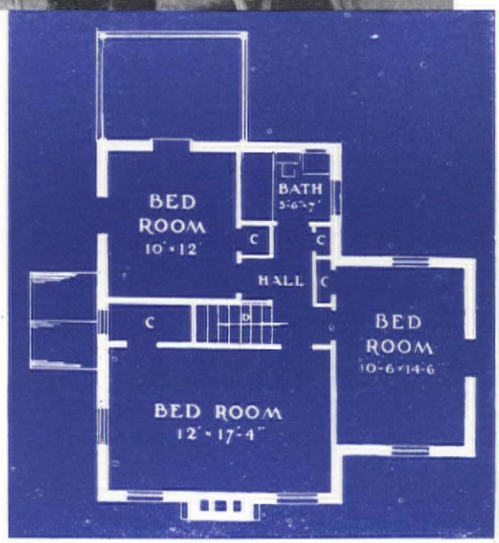

More Sunlight in the Basement

Schemes and drawings

by

GALEN W. BENTLEY

The object of these little sketches is to help stimulate the imagination in solving the basement lighting and ventilating problem. So often when the first floor of a house hugs the ground closely, the basement is considered merely as a hole in the ground and let go at that. Then one decides a basement recreation room is needed—or the laundress complains of the inadequate light. What to do *after* the house is built?

LIGHTING of the basement should be approached with the view of having more and better natural light instead of trying to hide the identity of the basement as if one were ashamed of it. If this attitude were assumed, much that has been said against basements would not be exactly true.

Fundamentally there seem to be only two ways of admitting outside light—by window and skylight, or the combination of both, as might be illustrated by the typical greenhouse construction. When the window is used, an areaway is mandatory. The usual procedure of concreting in a shaft eighteen to twenty-four inches wide is not entirely satisfactory. Usually the top is covered with subway grating, blotting out a large percentage of light and air, and if the window is covered with a glass curtain to hide the unsightly view, the light is practically eliminated.

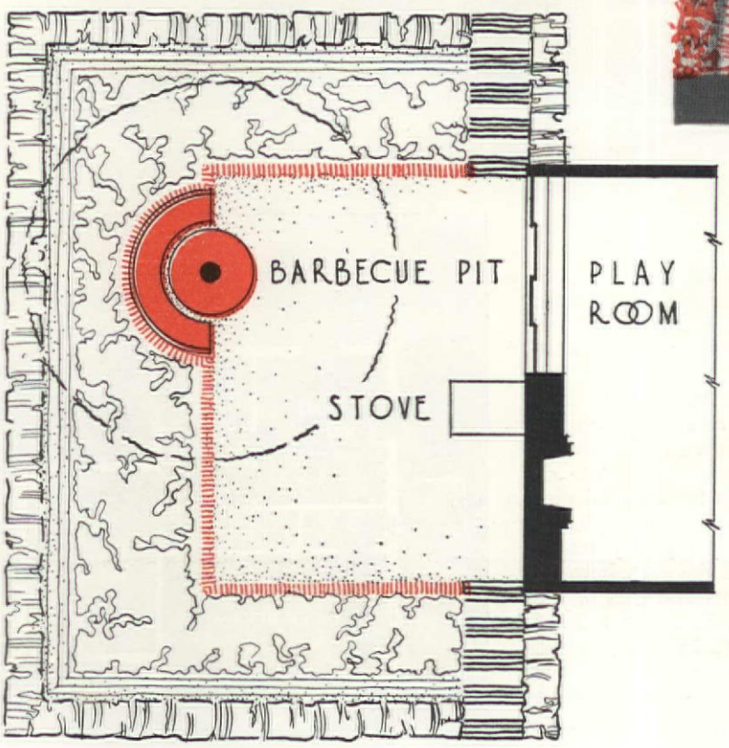

Above, a sunken garden areaway and, below left, a plan of areaway play space

One solution is to enlarge the areaway and make it decorative. In some instances where the house is near the property line, the areaway could be carried out to the edge of the property, and steps at each side provide egress from front to rear yard. In other cases the areaway might be enlarged to the proportions of a sunken garden, or even larger, to that of a play space with access directly to a basement recreation room. It is hard to do anything without using a "don't" or a word of warning. This time it is. be sure that adequate provisions are made for drainage of surface water.

If a skylight is used, it could be as simple as a sash set at an angle over a concrete areaway. The space where the window would normally be could be left as an opening and the bottom of the areaway made into a planting space for flowers. As an alternate scheme, the base of the areaway could also be stepped down, say in three tiers

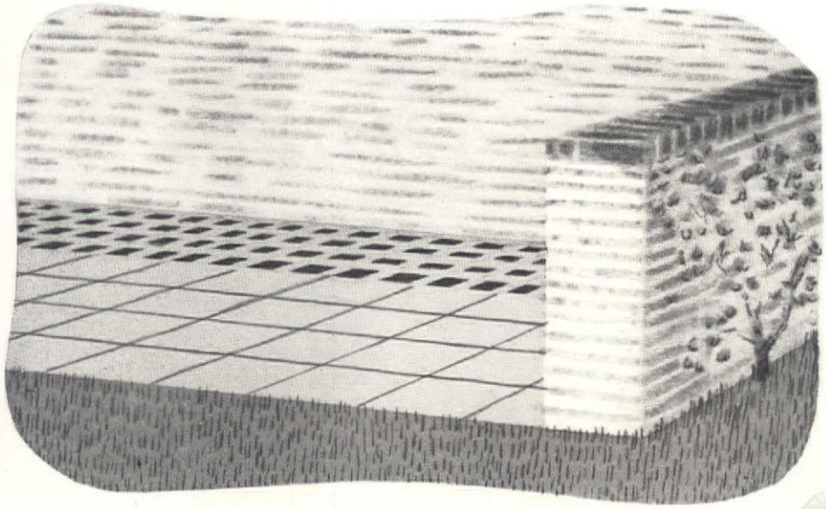

Skylight of glass set in concrete terrace

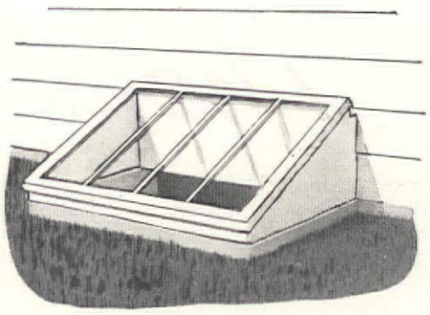

Above, a simple sash skylight

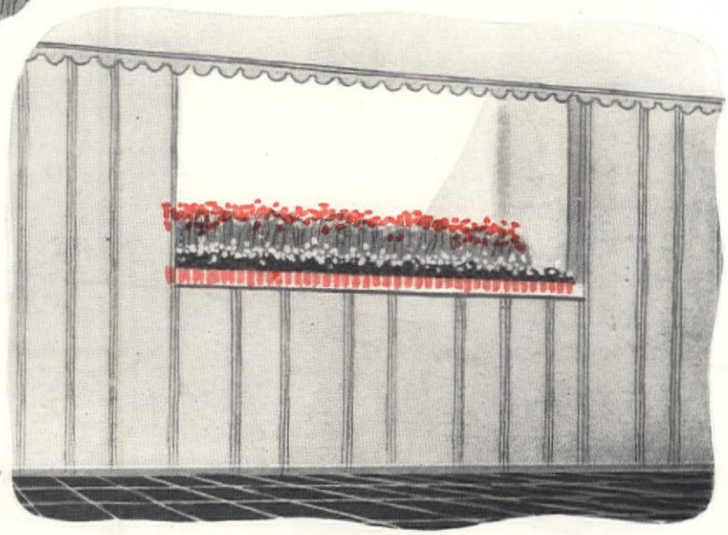

Basement view of skylight shaft and flower box



An area passageway

to form shelves to hold potted plants. The sash should be hinged at the top to swing out for ventilation. In the situation where there is a concrete walk or terrace at the location where light is wanted, heavy squares of glass, a great deal like city sidewalk lights, may be set in the concrete to form a skylight.

Imagine what grand effect would be secured by using a section of greenhouse construction for a skylight if the ceiling of the basement were about twelve inches above the exterior grade. In this case it would be interesting to carry the areaway clear to the floor, thus forming a little bay. A work bench with small power tools would fit very pleasantly into this space.

In the skylight type of construction, wire glass should be used. Some people like to use opaque glass in sections of the basement where at times things are apt to be a little disorganized.

Before definitely deciding that your basement is darkly "hopeless," take another look around and see if some of these ideas suggest a solution to your problem. Then try them out.

SEE ARTICLE
ON BASEMENT
"CONSERVATORY"
ON PAGE 43

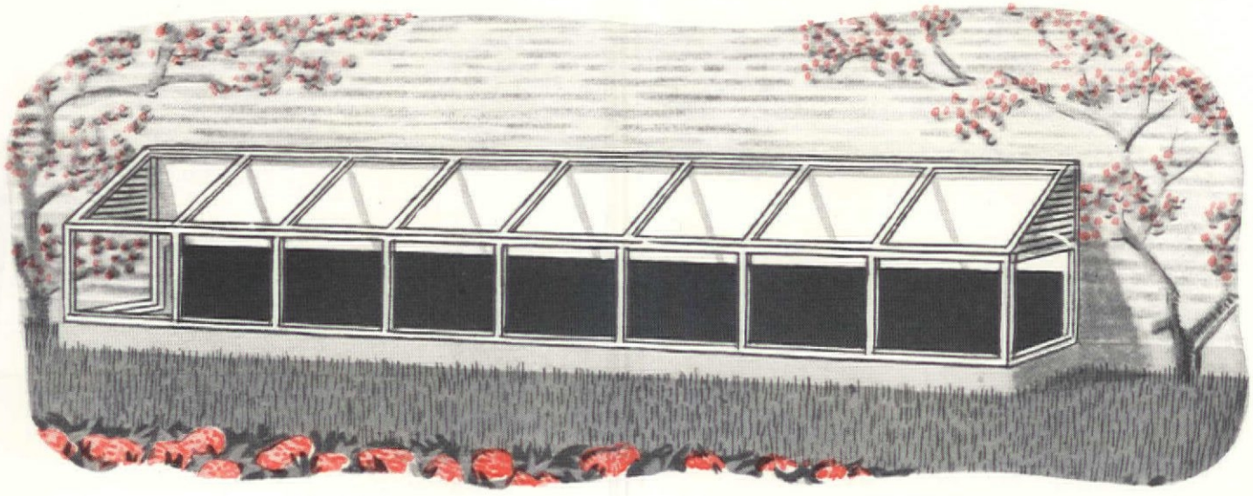

A skylight of greenhouse construction

Thanksgiving Dinner

So it's your turn to have the family Thanksgiving dinner this year! Twelve guests? And no maid? Then consider the two dinner menus on this page. They were planned just for you—to keep you cool and collected (and thankful) right on through the preparation and the serving of the meal. They will, I'll admit, take a little head work and planning ahead. But if any day in the year is worth it, Thanksgiving's the day. Let's preserve the sacred tradition of bountiful and well-cooked American food, and praise today's modern conveniences that make our kitchen lives so much easier.

The first menu has many of its recipes on page 48, and the pictures of the prepared dishes on the opposite side. It can be managed very nicely—both the serving and the preparations in the kitchen first—without benefit of maid. And with your nose powdered prettily, and the turkey roasting happily in the oven, you can greet your cousins and in-laws quite nonchalantly, as if it were nothing at all for you to have them all in for such a grand feast. (At least it's a good idea to try to appear that way on the surface, anyway.)

Of course you've done everything possible the day before or early that morning. That's the secret of your confident feeling. The cans of consommé will be opened and poured into a sauce pan ready to be heated at the last minute. The tiny assorted vegetables will already have been cooked in salted water, wrapped in waxed paper, ready to be poured into the soup. The prune and orange compote will have been prepared ready to reheat at the last minute, or served cold if you prefer. In the latter case, it can be dished up in individual compote dishes in the refrigerator. The cauliflower will be broken into flowerets ready to be dipped into the egg mixture and cracker crumbs. The fat for frying will be in a pan on the back of the range. It can be brought up to the correct temperature quickly. Better use a deep fat frying thermometer; they're for sale in nearly all housewares departments, and you'll use them often during the year, once you get the habit. The romaine and avocado salad can be prepared beforehand, too, though it's a good idea to have each avocado slice dipped in a little lemon juice first, or it will turn dark in a hurry. Or, if free space in your refrigerator is scarce you may prefer to have ingredients for a fresh vegetable salad all prepared, and then serve it from a wooden bowl at the table. The carrot pudding and the wine sauce can be prepared the day before, too, then re-steamed and heated before serving. The coffee will have been measured out and the water hot, all ready to make at the last minute. If you are fortunate enough to have one of these new automatic coffee makers you can have the coffee all made before the guests come, and then it will be automatically kept hot.

The second menu is quite workable, too, for the woman who undertakes her Thanksgiving dinner alone, though every little detail must be carefully planned out so there'll be no last minute panic-stricken feeling of confusion. The fruit cup, of course, can be prepared in the morning and then kept cool in the refrigerator. The succotash is easily made by adding cream, a dash of paprika, salt and pepper to whole-kernel corn and baby lima beans. The cranberry and celery molds will be ready and waiting in the refrigerator. The pies need only to be heated at the last minute. The turkey in both menus needs only to be put on a platter and served.

When it comes to serving the meal at the table you naturally wish to leave the table as little as possible during the meal. None of your guests wish you to be getting up and sitting down all the time, especially polite men guests who feel they must jump to their feet every time you rise. A serving table right near the table is a great convenience. In many cases the salad, rolls, condiments, water pitcher, coffee cups, coffee maker, and even the dessert may be put on this table just before the guests are seated.

Unfortunately, the dishes do have to be cleared away between courses. A daughter in the family is very helpful for this or, lacking one, it has been done in the most respected families by the hostess herself. A coöperative husband should keep the guests busy with pleasant conversation to divert their attention from the hostess who must leave the table a few times during the meal.

A successful Thanksgiving dinner you'll be sure to have, if you plan ahead.



MENU I

(For starred recipes see page 48)

★ Hot Consommé with Vegetables

★ Dixie Roast Turkey ★ Prune and Orange Compote

★ Fried Cauliflower ★ Romaine and Avocado Salad

Ripe Olives Green Olives

★ Carrot Pudding with Wine Sauce

Coffee

Remington stainless steel knives that fit the hand. Opposite, Tender Crust pastry set

MENU II

Fresh Fruit Cup with Chopped Crystallized Ginger

Roast Turkey or Chicken with Oyster Stuffing

Succotash Mashed Turnips Tiny Onions

Jellied Cranberry and Celery Molds

Hot Individual Mince Meat Pies

Coffee

You can both bake and serve in these fragile-looking pyrex glass dishes, shown at the left. Right, Kitchen Aid's new electric coffee grinder

From soup to dessert

Let these six recipes help you with your Thanksgiving dinner plans. For the most part they're given in proportions suitable for six servings each, so they'll do for the other days of the month as well, when you're not expecting so many people . . . EMILIE ROBERTS.

Recipe printed on back of each photograph

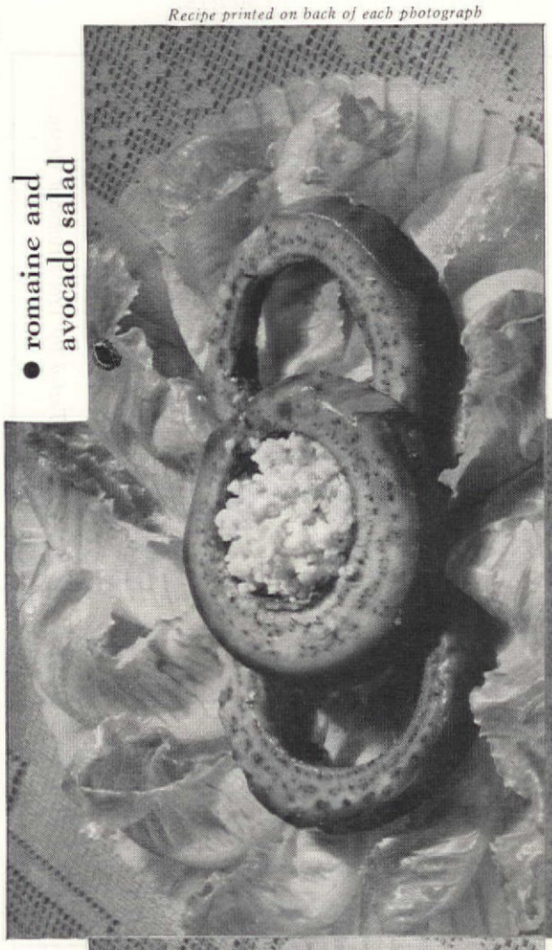

• romaine and avocado salad

Recipe printed on back of each photograph



• fried cauliflower

Recipe printed on back of each photograph

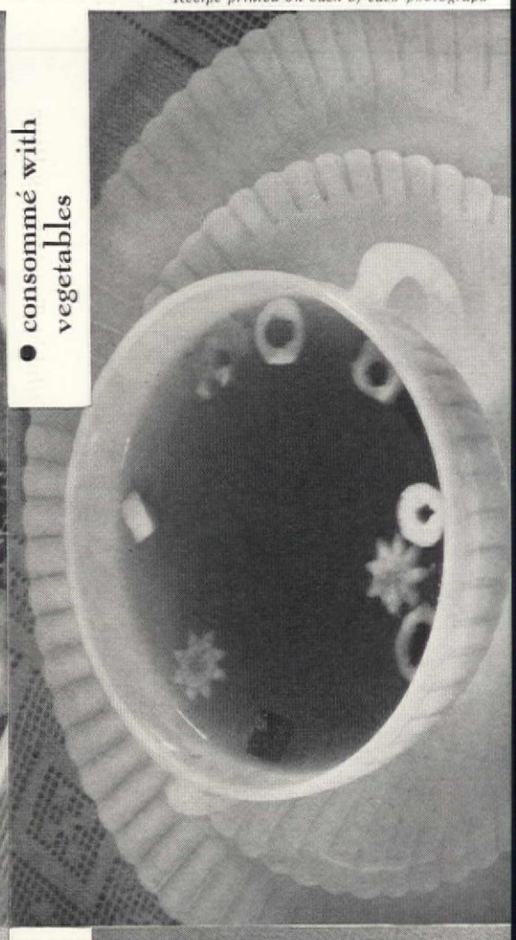

• consommé with vegetables



• carrot pudding with wine sauce

• Dixie roast turkey

• prune and orange compote

F. M. Demarest

From soup to dessert

Although modern in their general make-up, most of the recipes are redolent of Thanksgiving Day when you and I were very young! But this year, while the family is still at church, the oven can be turned off automatically when the turkey is done. The remainder of the dinner given below can be prepared the day before, or within ten minutes before the dinner . . . EMILIE ROBERTS.

Photograph printed on back of each recipe

• prune and orange compote

1 pound dried prunes
1 tablespoon flour
2 tablespoons brown sugar
Pinch salt
2 lemon slices
12 orange sections, membranes removed
2 tablespoons butter

TO PREPARE the prunes first wash them, cover with water, and soak for ten hours. Then add the lemon slices, flour mixed with brown sugar, and salt, and boil for 25 minutes in the water in which prunes have been soaked. Packaged prunes with added moisture may be cooked without soaking. (See directions on package.) Add the orange sections five minutes before prunes have finished cooking. Add the butter last. Serve hot or cold. Serves six.

Tested by THE AMERICAN HOME

• consommé with vegetables

2 No. 2 cans consommé
¾ cup assorted vegetables, cut into tiny, fancy shapes

CUT firm vegetables such as carrots, green peppers, or turnips into tiny, fancy shapes and cook in salted water until just tender. Drain. Add to soup when heating it, allowing two tablespoons of the mixed vegetables for each serving. Allow three fourths cup consommé for each person and serve in small soup or bouillon cups. Serves six.

Tested by THE AMERICAN HOME

• Dixie roast turkey

10- to 12-pound turkey
Salt, pepper, and melted butter
Dressing:
Turkey liver, cut in small pieces
3 cups cooked rice
3 tablespoons turkey fat
3 tablespoons minced onion
3 tablespoons minced parsley
1 teaspoon salt; pinch of thyme
¼ teaspoon poultry seasoning

WASH the outside of the bird thoroughly. Remove the entrails and wipe out with a damp cloth. The turkey may be prepared for the oven two or three days in advance and kept in the refrigerator. To prepare for roasting rub surface with salt and pepper and melted butter. To make the dressing, sauté the onion and liver in the turkey fat. Mix with rice, parsley, salt, thyme, and poultry seasoning, and stuff turkey. But do not force the stuffing too hard in the cavity as this will make it soggy. Close the opening with a skewer. Place turkey in an uncovered roaster and baste often with drippings. Allow about 25 minutes to the pound, weighing turkey just before putting in oven. A ten-pound turkey will easily serve 12 people, as ¾ pound of turkey (weight undrawn) for each person is a generous allowance.

Tested by THE AMERICAN HOME

• fried cauliflower

1 medium size cauliflower
1 egg, beaten
½ teaspoon lemon juice
¼ teaspoon salt
Dash pepper
Dash paprika
Cracker crumbs

BREAK cauliflower into flowerets, parboil for 5 or 10 minutes in salted water, drain, and cool. Dip in the beaten egg, mixed with the lemon juice, salt, pepper, and paprika, then in cracker crumbs and fry in deep fat (375° F.) until golden brown. Drain on a sheet of unglazed paper and serve piping hot. Serves six.

Tested by THE AMERICAN HOME

• carrot pudding with wine sauce

1 cup grated raw carrots
1 cup grated raw potatoes
½ cup seeded raisins
½ cup currants
½ teaspoon cloves
½ teaspoon nutmeg
1 teaspoon cinnamon
1 teaspoon soda
5 tablespoons flour
5 tablespoons brown sugar
2 tablespoons butter, melted
Wine sauce:
½ cup butter
1 cup sugar
1 cup hot water
1 egg yolk
3 tablespoons sherry

TO MAKE the pudding flour the fruit well, and mix all ingredients together. Fill 6 small greased moulds two thirds full, cover tightly, and steam for 3 hours. Or pour into one large tin can, such as a baking powder or coffee can. Cover and steam for 3 hours. Serve hot with wine sauce. To make the sauce, cream butter and sugar and add water gradually. Cook until the consistency of honey. Beat yolk lightly and gradually add to the hot syrup, stirring constantly. Serve hot. Serves six.

Tested by THE AMERICAN HOME

• romaine and avocado salad

Romaine, or French endive
1 avocado
1 hard-cooked egg, put through ricer
French dressing

ARRANGE romaine sections around a salad plate with 3 slices of avocado across the center. Better let the avocado slices stand a little while in French dressing or lemon juice first to prevent discoloration. Fill the center avocado ring with the riced hard-cooked egg and serve with French dressing. Or, the riced egg may be mixed with the dressing before serving. Serves six.

Tested by THE AMERICAN HOME

Photograph printed on back of each recipe

Good things to make with apples

Clip these tried, and found good, apple recipes so you can file them away. With apples so plentiful this time of year you'll need to know a variety of ways in which to use them. These recipes are a little different from our old stand-bys, yet they're so easy to prepare—and good, too! . . . MARGUERITE L. ASHBROOK

Recipe printed on back of each photograph



• apple-ham-yam casserole

Recipe printed on back of each photograph

• Swedish apple soup

Recipe printed on back of each photograph

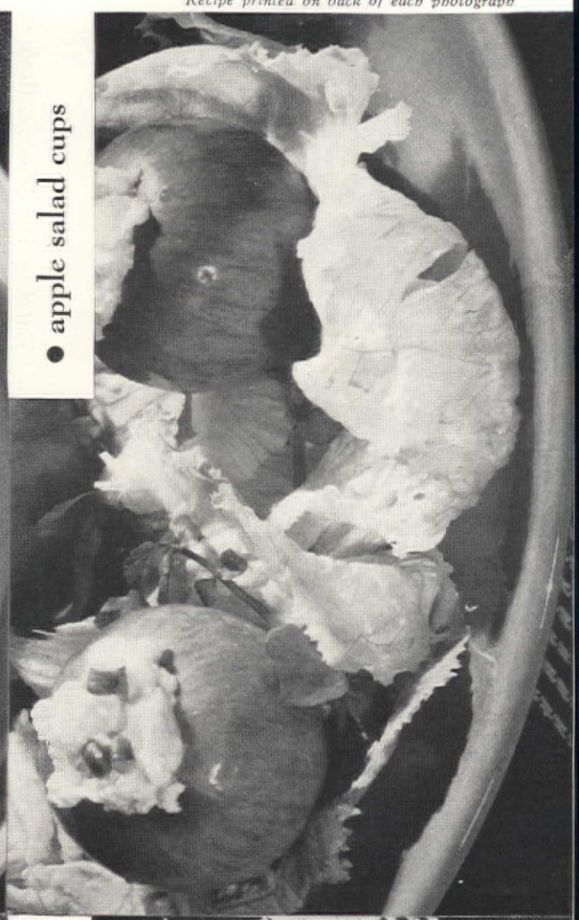

• apple salad cups



• glazed apple slices

• apple muffins

• minted apples with whipped cream

F. M. Demarest

Good things to make with apples

Ever eat Swedish apple soup? Serve it at your next bridge luncheon and everyone will want your recipe. The other recipes are just as successful, and good for the budget as well as for your health . . . MARGUERITE L. ASHBROOK

Photograph printed on back of each recipe

• minted apples with whipped cream

6 medium-size apples
4 cups water
2 cups sugar
2 or 3 drops oil of peppermint
Green vegetable coloring

PREPARE a thin sugar syrup of water and sugar. Boil 5 minutes. Then add peppermint flavor and green color to suit your own taste but be careful not to use too much. Put 6 cored and peeled apples in this syrup and simmer until tender. Turn them gently now and then so that the color and flavor will penetrate all sides. A large frying pan makes a good pan for cooking the apples so that they will not crowd or break each other. Garnish with whipped cream for dessert. Serves six.

Tested by THE AMERICAN HOME

• apple muffins

2 cups flour
4 teaspoons baking powder
2 tablespoons sugar
½ teaspoon salt
2 tablespoons melted butter
1 egg, beaten
1 cup milk
1 cup diced apple

SIFT the dry ingredients together. Add the combined liquids as quickly as possible. Then add the apples, mixing just enough to blend all the ingredients. Bake in greased muffin tins in a hot oven (400° F.) 20 to 25 minutes. Before baking, sprinkle muffins with cinnamon and sugar if desired. Makes 12 large muffins.

Tested by THE AMERICAN HOME

• glazed apple slices

1 cup water
2 cups sugar
¼ cup cinnamon candies
3 medium-size apples

PREPARE a medium white sugar syrup by boiling together the water, sugar, and cinnamon candies for 5 minutes. Into this put apple slices made by slicing across peeled and cored apples. Simmer these till they are tender and remove to the dish in which they are to be served. Then boil the remaining syrup until it is quite thick but not hard. Pour this syrup over the slices and serve as a garnish for meat or as a main luncheon dish with bacon and onions, sprinkled with minced parsley. Serves six.

Tested by THE AMERICAN HOME

• apple salad cups

6 medium-size apples
1 cup cottage cheese
Salad dressing
English walnut meats
6 lettuce cups

REMOVE the cores of the apples, being careful not to break the bottom part of the skin. Dig out the meat of the apple, leaving the shell just firm enough to hold the filling. Combine the apple removed with cottage cheese moistened with salad dressing. Stuff the apple with the filling. Serve on crisp lettuce cups; top with a spoonful of salad dressing and sprinkle generously with broken walnuts.

Red apples are best suited to this salad, but any kind may be used. Be sure to wash the skins well before using. Serves six.

Tested by THE AMERICAN HOME

• Swedish apple soup

4½ cups apple sauce, canned or homemade
4½ cups boiling water
3 tablespoons quick cooking tapioca
2 teaspoons cinnamon
1 teaspoon salt
½ cup sugar (more if desired)

IF YOU prepare the apple sauce yourself use about 18 medium-size apples. Wash them well, cut in quarters, discard stems and blossoms. Cover with water and cook slowly until soft. Run through a sieve and add sugar to taste. Stir the tapioca in the boiling water and cook until clear. Add the apple sauce, the cinnamon, salt, and sugar, and simmer for ten minutes. This is a delightful luncheon soup served hot or cold, and garnished with lemon and a generous sprinkling of cinnamon. Serves six generously.

Tested by THE AMERICAN HOME

• apple-ham-yam casserole

6 thin slices Canadian bacon
6 medium-size tart apples
6 medium-size sweet potatoes or yams
1 cup seedless raisins
Brown sugar
Butter
Lemon slices

PUT the bacon slices in the bottom of a deep baking dish. Cover with an inch of water. Place cored apples that have been stuffed with raisins on top of the bacon. Fill all the empty places in the dish with yams, peeled and sliced thin. Sprinkle the top with brown sugar and dots of butter. Cover with lemon slices. Bake in a covered baking dish in a slow (300-350° F.) oven until the yams are tender, or about one hour. This is a delicious dish, so satisfying that nothing but a lettuce salad and corn sticks need be served with it. If you must have a dessert, let it be very simple. Serves six.

Tested by THE AMERICAN HOME

Photograph printed on back of each recipe

Photograph printed on back of each recipe

SELDOM in the history of silver has a single pattern enjoyed so instant and tremendous a vogue as the new Sterling, "King Edward" by Gorham. Its great richness and really breath-taking beauty not only express perfectly the spirit of formal moment, but beyond question place it among the great silver classics of all time.

All leading jewelers show it. Examine, too, their illustrated price lists of the other Gorham patterns. Or you can write to The Gorham Company, Providence, Rhode Island . . . since 1831.

GOOD PICKIN'S . . .

AFTER THE BIG FEAST is over, that's when the real feast begins—out on the kitchen table with tidbits off the turkey bones and Heinz Fresh Cucumber Pickle. Time was when Thanksgiving night found prowlers in grandmother's cellar—searching for the same spicy pickle slices that are now more conveniently found in jars bearing the famous "57" label!

THE DRUMSTICK MAJOR leads the way to the pickle jar—and moves right in! No stopping a man when he gets going on these crunchy, jade-green slices. Munched with cold meats, on sandwiches, in salads—they're always good pickin's!

COLLEGIANS, home for Thanksgiving recess, register approval of a blazing hearth fire in a snug log cabin, cold turkey, and Heinz Fresh Cucumber Pickle. You'll find this Heinz-made, homemade delicacy a favorite—any time, anywhere. Keep a jar handy for the pickle-snitchers in *your* family!

Heinz 57 FRESH CUCUMBER PICKLE

Bachelors who roast beef

Two young Yale men who "live alone and like it" discover how to use up remnants of a six-pound roast

JOSEPH CARL

It was the memory of roast beef at home, juicy and fragrant, and crusted with "titbits" crying to be pinched off, that led me to find a roommate and an apartment with a kitchenette. Then all I needed was a few technical pointers.

My women friends were wet blankets. "Mercy!" my two aunts echoed together, "we never even think about roasts of beef. Why, one would last us a month! A roast beef for just two of you? Oh, no!" When I demanded roast beef instructions, their answers drifted off into the comparative talents of their former cooks in preparing roast beef. I gave up my aunts and tried my married sister.

"Why do you want to cook roast beef?" Betty asked. "John and I never have roast beef. Why, the two of us could never finish a roast. I'd have to throw half of it away. Anyway, why do you want to go to all that bother when you get home from work? You'd better stick to steak and chops and ham, and then go out the other nights." (Why is it that when you ask a woman a simple question, she seldom gives you a direct answer, but invariably gives you advice?)

I tried the boss's secretary next. Her jaw dropped at the idea. "Oh, no, I'd never try to have anything like that. Ursula just cooks chops and broilers and things for Bill and me. I wouldn't know what to do with a roast in the house. We only have things like that when we go to Bill's mother's for dinner."

Well, heaven knows I had tried the obvious authorities. If these women hadn't the imagination or the "rugged individualism" to look a roast straight in the eye, why it was up to a man to show them how it could be done.

It was a shock to find that the smallest roast the butcher could offer me was six pounds, but I had resolved to stop at nothing. I took the neatly rolled little red drum home under my arm. The bone, which was enclosed with it, described an arc from the back window, and Pooch, the Pekingese next door, launched an immediate attack on it—in spite of his size.

As the sun reddened the little privet-edged extension roof that we call our terrace, the roast emerged crackling from the oven, surrounded with crusty brown potatoes that were *not* soggy inside. The gravy was not discolored water, but a thick and sumptuous sauce. There was plenty of beef. In short, dinner was the simple but exquisite luxury that it should be. The peas were a worthy accompaniment for the noble beef, and baked apples were the dessert, with sherry poured over them.

Sunday night saw the roast served cold, with glistening candied sweet potatoes and cauliflower, tender and succulent under a sauce of browned butter and crumbs. The sweet course was half a package of gelatin dessert with whipped cream.

Came Monday. I was resolved that our roast should not be monotonous in either texture or accompaniments, so instead of slicing the little cylinder, I cut down through it, removing about one third of the meat. This was cut into good-size cubes and tossed in a casserole with the one and a half potatoes left from Saturday, also cubed, a saucer of peas left from the same meal, a scrap of left-over cauliflower, a small can of lima beans with juice and a small can of pimientoes, ditto. With a little judicious seasoning, it went into the oven to get hot while I rolled out a crust made with prepared biscuit flour and water. The pie was not yet bubbling when the dough was ready to be pinched into place, but the whole was brown and squeaking in about twenty minutes.

For salad, we had half a head of lettuce and spicy French dressing, and for dessert, apple sauce and chocolate cake.

Tuesday I cut the second third from the roast, cubed it, and heated it in a thin cream sauce that had been pepped up with a bouillon cube and plenty of curry powder. Obviously, rice was called for. Taste sensations were secured from three strips of bacon cooked crisp and chopped, about half an onion chopped fine, and orange marmalade. With these three separate garnishes, the curry, and the rice, we started trying all possible combinations, and somehow, by the time we had tried them all, the food was

Robert Taylor's Mother says

"I depend on Cream of Tartar baking powder to get fine flavor in my son's favorite dish— CHEESE AND VEGETABLE SHORTCAKE

"When I first learned to cook," adds Robert Taylor's mother, "I found out that a Cream of Tartar baking powder is the only kind to use if you want sure results and really good flavor. I've used ROYAL now for 25 years."

YOU'RE RIGHT, MRS. BRUGH!*

It's the Cream of Tartar in Royal Baking Powder that makes all your baking taste so delicious. It guards the flavor of your good fresh butter, milk and other fine ingredients. And builds up a fine, even texture that holds in the flavor for days.

Cream of Tartar, you know, is a pure fruit product. It is obtained only from a special variety of grapes grown in France. The supply of Cream of Tartar is limited—so the price of this precious ingredient is high.

Yet Royal Baking Powder costs very little—only about 1¢ per baking!

The next time you need baking powder, don't take a chance on a cheap, doubtful brand. Follow the lead of Robert Taylor's mother, and buy a can of Royal, the fine, reliable Cream of Tartar baking powder.

*Before a motion-picture studio asked him to change his name, Robert Taylor was S. Arlington Brugh. But neither a change in name nor overwhelming success has changed his devotion to his mother—or his appetite for her good home cooking.

"Bob always talks about the lightness and fine flavor of my Cheese Shortcake," says Mrs. Brugh, "but I give the credit to Royal Baking Powder. It has never failed me."

Treat your own menfolks to Mrs. Brugh's Cheese and Vegetable Shortcake. It's brand new, simple to make . . . and you'd never guess from its appetizing aroma and delicious taste how inexpensive it is.

ROBERT TAYLOR'S FAVORITE DISH

Cheese and Vegetable Shortcake

- 2 cups all-purpose flour
- 4 teaspoons Royal Baking Powder
- ½ teaspoon salt
- 4 tablespoons shortening
- 1 cup grated American cheese
- ¾ cup milk

Sift together flour, baking powder and salt; add shortening; mix in thoroughly with fork; add cheese. Add liquid to make soft dough. Turn out on floured board and toss lightly until outside looks smooth. Divide dough into two equal portions. Roll out ¼ inch thick and place in greased 8-inch layer-cake tins. Bake in moderate oven at 400° F. about 25 minutes. Serve hot with Vegetable Filling between layers. Serves 8.

Vegetable Filling

- ¼ cup chopped onion
- ½ cup chopped celery
- 2 tablespoons butter
- 4 tablespoons flour
- 1 large can tomatoes
- 1 cup cooked, sliced carrots
- 1 cup cooked string beans
- ½ teaspoon salt
- few grains pepper

Melt butter, add onion and celery, and cook slowly until soft. Add flour; add tomatoes and bring to boil, stirring constantly. Add remaining ingredients and simmer about 5 minutes.

ROYAL is the only nationally distributed baking powder made with a pure fruit product—Cream of Tartar.

FREE—ROYAL COOK BOOK

Savory, inexpensive meat dishes. Delicious cakes, pies, puddings, cookies. 237 recipes. 37 beautiful illustrations. 9 pages of cooking helps. Mail coupon.

ROYAL BAKING POWDER, Product of Standard Brands Incorporated, 691 Washington Street, New York, N. Y., Dept. 811.

Please send my free copy of the Royal Cook Book.

Name_____

Address_____

City_____ State_____

In Canada: Standard Brands Limited, Fraser Ave., Toronto 2, Ont.



BUILT-A House Run Automatically by GAS!



THE MODERN GAS KITCHEN SAVES HOURS AND DOLLARS

THIS "easiest-to-keep" house was specifically planned to give maximum comfort with the least possible housekeeping effort.

The architect's first problem was to choose automatic, dependable equipment for the major jobs of cooking, refrigeration, water heating, house heating and air conditioning. Units had to be clean, noiseless and independent of uncertain fuel service. Easy to operate, trouble-free, and beautiful in appearance.

His selection of *gas* for these "four big jobs" was the result of his experience with all types of equipment. Modern, automatic gas appliances can make *your* home "easiest-to-keep." See them at your Gas Company or dealer.



YOU'D NEVER KNOW IT WAS A FURNACE ROOM

This gas heating, air-conditioning and hot water plant needs no attention from one year's end to another! No fuel to order or store. No moving parts. Just year-round comfort—and the quickest, lowest cost installation of any reliable automatic heat available.

The gas kitchen in our architect's home is not only automatic—it's an amazing time and money saver. The gas oven preheats in 10 minutes. Oven heat control assures exact temperature—clock control turns the heat on and off. New smokeless speed broiler cuts broiling time in half. Range top burners light automatically. THE AUTOMATIC GAS REFRIGERATOR has no moving parts to give trouble, is *really silent*, and operates at amazingly low cost. Trigger release for ice cubes, drawers for eggs and fruit, space for tall bottles—make it completely modern.

Look for this Seal of Approval of the Testing Laboratories of the American Gas Association when you buy gas equipment. Appliances bearing this seal comply with national requirements for safety, durability and efficiency.



FREE! Send for booklet, "Planning the World's Easiest-to-Keep House," by CONSTANCE HOLLAND; a guide to easier housekeeping. Mail coupon to American Gas Assoc., Dept. A, 420 Lexington Ave., N. Y.

NAME _____

ADDRESS _____

CITY _____ STATE _____

A-40

GAS IS YOUR QUICK, CLEAN, ECONOMICAL SERVANT

gone and we were full. For dessert that night, we had cheese and crackers.

Wednesday night, I ground the remainder of the roast and mixed it with the remainder of the rice. (All the household engineers seem to maintain that you should cook double portions of things, so you can keep your refrigerator filled with left-overs to be made into delectable oddments.) This seemed to be a good place for the other half of that onion, diced, and half a bunch of celery, diced. The works were packed in a casserole and covered with milk to a depth of one-half inch. Then into the oven it went for some forty minutes. There was plenty of room left over in the oven for a couple of little squash, halved and buttered, and before the cooking was half over, I had mixed up a mess of gingerbread—it came out of a box, not out of Grandma's recipe book. Everything was finished at once, but the gingerbread stayed warm behind the oven door until we were ready for it.

For the first time, the Master's hand must have slipped because there was some of the meat loaf left over. Maybe the squash was too heavy to go with it—or maybe the aroma of spices that stole out of the oven, with the tantalizing reminder of more to come, was demoralizing. In any case, there was enough left over to stuff a couple of peppers. The two sweet potatoes bought on Saturday were beginning to grumble their ultimatum, so I boiled them, then mashed them, and yes—I admit it brazenly—tuck them into the oven under a blanket of marshmallows, just like any momsey-pomsey teacom. We had a salad of coleslaw diced nearly as fine as spun glass—the way you never get it in restaurants. For dessert, there was a ring made with the other half of that package of gelatine dessert filled with peach wedges, and served with sherry.

Rings for individuals are easy to make, incidentally—just place a small glass right side up in a bowl, and pour the gelatin around it carefully. To unmold, pour hot water into the glass first and lift it out. Then dip the bowl in hot water to loosen the gelatin, place a plate over the top, and do a quick flip. Of course, you could even *buy* a ring mold!

Well, that's the end of the story about a great big roast for two people. I have found subway crowds infinitely more terrifying. The meat lasted six days—and with modern refrigeration it *does* last. With the exception of the first dinner, which took about an hour and three quarters (during the first hour, I was entirely free to finish the lending-library mystery), none of the meals created from this cumbersome roast took more than three quarters of an hour to prepare.

These meals cost the two of us less than five dollars a week. What's the idea of holding out roasts on us fellers just because two's not enough company?

Entertaining your friends' children

[*Continued from page 30*]

a basket in the living room looks incongruous, there are many other ways to store these things. If you are fortunate enough to own a chest of the Chinese, Spanish, or American variety, it would be an admirable container for the playthings, as well as an excellent type of decorative furniture, enhancing any living room. Or perhaps you have a study with drawers built in. One drawer sacrificed to engines, cowboys, dolls, and boats would be adequate. Whatever container you use, it should be placed in a well-lighted corner, free from draughts, away from the center of the room, yet near enough for a mother to observe whether or not all is well, without leaving her seat.

In case you have children of your own, it seems to work out better if these special toys are kept from them until some other child comes into the home. These

toys are then an occasion for all concerned. The knowledge that some strange child is appropriating a favorite toy is not always easy for a little host or hostess to accept; so this arrangement, of course, means less friction.

The toys should be of the type to appeal to children of all ages—a few for small babies, a generous supply for three-to-five-year-olds, and a group for six- and seven-year-old children.

The whole idea seems so simple that it hides its great usefulness and importance. However, often the simplest idea is the most practical and effective. At least, this is worth a trial.

—Ellen Sheridan.

SUSAN: Hear that, Matilda? She's been crying ever since the bridge club left.

MATILDA: She heard the girls whispering. It would break my heart, too, if anybody said *my* clothes had tattle-tale gray.

SUSAN: But the poor thing works so hard. It's not her fault.

SUSAN: It's that lazy soap she uses. It leaves dirt behind. We ought to tell her how we got rid of tattle-tale gray.

MATILDA: Sh-h-h! That's why I've been saving this ad about Fels-Naptha Soap. Let's slip it under her door.

SUSAN: Wait, Matilda—does that ad say Fels-Naptha's richer *golden* soap and *lots of naptha* chase out every speck of dirt?

MATILDA: Yes, indeed, Susan. But keep still—or she'll hear us.

FEW WEEKS LATER

GUEST: But, Doris, these linens look brand-new! How do you ever get them so white?

DORIS: Sh-h-h! Two sly little birdies showed me the way to banish tattle-tale gray with Fels-Naptha Soap. I haven't thanked them yet, but, as a bit of a reward, I'm treating them to the movies!

COPR. 1937, FELS & CO.

BANISH "TATTLE-TALE GRAY" *WITH* FELS-NAPTHA SOAP



• *"Now wait a minute, Mrs. Zebra. What's your hurry? Stop and catch your breath. Look at your poor little colt—he's winded and all of a lather! You really shouldn't let a baby get so hot."*



• *"I'll fix him up, though. Just leave it to your Uncle Dudley. A good rub-down with gentle, cooling Johnson's Baby Powder and he'll be fit as a fiddle and rarin' to go again."*



• *"Can you imagine, Mother—Mrs. Zebra has been trying to raise a baby without Johnson's Baby Powder!... She hadn't any idea what to do about chafes and rashes and prickly heat. Seems odd in this day and age, doesn't it?"*

• *"I love the feel of Johnson's Baby Powder—and it keeps my skin just perfect."... Perfect condition is the skin's best protection against infection. Johnson's Baby Powder is made of finest Italian talc—no orris-root. Your baby needs Johnson's Baby Soap and Cream, too—and if he's very young, the new Johnson's Baby Oil, which is stainless, fragrant, and cannot turn rancid.*

Johnson & Johnson
NEW BRUNSWICK NEW JERSEY

JOHNSON'S BABY POWDER

Hints for Closeteers

JULE ROBERT
VON STERNBERG



Louis Werner

F. M. Demarest

Above, a man's closet, lined with tortoise shell wallpaper, trimmed with pigskin on shelf edges. Garment boxes are brown, hangers of natural wood, shoe trees are cedarized. Designed by W. & J. Sloane

Left, garment bag, shoe and laundry bag, all to match, with a dainty decoration in white braid. Storage boxes are well tailored and simple to give the closet a well-ordered look. Grandeur Products Co.

HOUSES are almost human, for not only do they complain when hurt, but also smile happily when altered and improved by careful upbringing. Take our own little house. With deft care, we have introduced several changes, made several repairs that add to its health and to its owners' happiness. We have had to consider some very human compromises. Cost, muss and bother, personal preference and utility had to be balanced until the carpenter agreed, the owner agreed, the husband, the wife, the child, the guest, and Pippy the dog, all felt that was the thing to do.

Our old house, staunch veteran of many winters, and built when those enormous wardrobes were about the only means of closeting clothing that builders knew, was in sad need of more closets. We had worried about how to introduce them for some time, when a chance remark by a neighbor showed the way to create extra closets on the second floor without damaging the appearance of the rooms they served.

We did it by simply shortening one long room a little less than three feet, building a parallel wall of studs and Celotex. This was divided into three sections with partitions at right angles to it. Door openings were knocked through the hall and bedroom walls, and a door built into the new wall. This gave a generous closet to each of two bedrooms and gave also a linen closet opening off the hall, a blessing from heaven if you've ever needed one as we did.

When the fuss was over (the transformation took one week including painting), shoe racks, clothes rod, and hat shelf were installed and fully tenanted before the echoes of the hammering had died away. We think back on that little piece of wizardry and wonder why more people don't add such valuable space to their homes. Our total cost, for instance, for the whole operation was not more than $50. For this we got three fully equipped closets with painting and accessory equipment such as shelving, rods, and racks. The summary of our cost on this is given on the following page: (The figures include proportionate labor costs.)

What does the

Electrical Standard of Living

Mean to You?

Your 100 word letter may

WIN A $12,000 NEW AMERICAN HOME

ARE you anxious for the better things of life that electricity brings? Do you some day hope to own a New American Home—electrically-equipped and planned to your personal needs? Then enter this contest. You may win that very home!

There is no investment required to enter this contest. All you do is write 100 words or less on why the electrical way of living appeals to you. And that should be easy to every woman who uses an electrical appliance . . . to the man who enjoys a radio or automatic heat—to everybody who is alert to the Electrical Standard of Living.

And what is the Electrical Standard of Living? It's the fun of letting electricity step in and do your work—the washing, ironing, cooking, cleaning. It's the comfort of automatic heat and the convenience of electric refrigeration. It's the knowledge your lights are right; they protect and save your sight. It's the luxury of countless electrical servants that work for a few cents a day.

This contest gets under way right now. All you need is the entry form provided in the special FREE contest folder. Get your copy of this folder, "Invitation to Participate," from local Electric Service Companies cooperating with the contest, or from your General Electric dealer or distributor. Read it thoroughly. Then mail your entry. Every one of these prizes is worth trying for.

• • •

1st prize . . **$12,000** New American Home
2nd prize . . **$8,000** New American Home

Plus . . . 10 prizes, each worth $200, every week for 10 weeks—total, 100 prizes—$20,000

A grand total of 102 prizes, **$40,000**

First contest closes Oct. 2, 1937—weekly thereafter until Dec. 4, 1937. First and second grand prizes will be selected from weekly winners. • Awards will be announced over G-E "Hour of Charm"—NBC Red Network, Mondays, 9:30 P. M., E. S. T.

(This contest limited to the United States.)

Full Details in this Folder

You need this folder to enter the New American Better Living Contest. And you'll want it. It's full of helpful ideas. It tells the story of the Electrical Standard of Living. It contains all the rules and the official entry blank. It's free. Get a copy from Electric Service Companies cooperating with this contest, or from your local General Electric distributor or dealer. If they cannot supply you, write General Electric Home Bureau, Contest Division, 570 Lexington Ave., New York.

Home Builders—*Attention!*

If you have started to build a home or to modernize an old one since February 1st, 1937, and will be finished prior to October 31, 1938, write the General Electric Home Bureau, 570 Lexington Ave., New York City, for booklet about the "New American Home Building Contest" and give the name of your Electric Service Company. Valuable information, additional awards!

GENERAL ELECTRIC

THE BETTER THINGS OF LIFE COME WITH THE ELECTRICAL STANDARD OF LIVING

Cleaner, handier, and less than a penny a dozen

USE ScotTowels for mopping up spilled liquids, cleaning smelly ash trays, wiping out greasy sinks, and after you use one, throw it away. Don't wash out any more of those greasy, grimy kitchen rags!

ScotTowels are as soft as cloth. And three dozen cost less than having just one linen towel laundered. But be sure you get genuine ScotTowels. They're stronger, more absorbent. Less than a penny a dozen. At grocery, drug, hardware, department stores. Scott Paper Company, makers of ScotTissue and Waldorf toilet tissue.



CLEANING TOP OF STOVE. Use strong, absorbent ScotTowels, and eliminate those sooty rags. You just use a ScotTowel *once*, and throw it away!

WIPING OUT GREASY SINKS. Let a clean, white ScotTowel do this messy little job—and save your hands. You'll find the stretch in ScotTowels works and feels like cloth. Notice it next time you dry your hands.

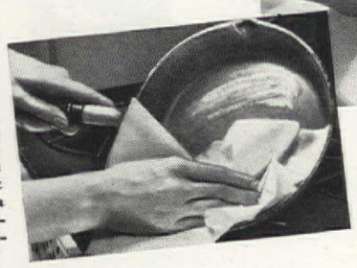

WIPING PANS Washing greasy or "fishy" pans is only half the trouble, if you wipe them out first with a clean and absorbent ScotTowel.

2 Big Rolls and Holder, 50¢

MAIL THIS COUPON Scott Paper Co. Chester, Pa.

If your dealer does not sell ScotTowels, send us 50¢ (money or stamps) and you will receive postage paid:
2 ROLLS OF SCOTTOWELS AND 1 ENAMELED FIXTURE or SEND $1 FOR 6 ROLLS AND 1 FIXTURE. Check color of fixture desired: ☐ ivory ☐ pale green

Name_____

Address_____

Dealer's Name and Address_____ AH-11-37

(This offer applies only to the U. S. and its insular possessions)

Studs	$ 4.75
Cane Board	12.50
Shelving	2.50
Doors	8.00
Trim	6.50
Hardware	5.00
Painting	9.00
TOTAL	$48.25

A linen closet is worth almost any price, even a kingdom. Our house, inhabited by a family of fidgety souls wanting clean linen, towels by the basketful, needed such a closet if only for purposes of morale. Now, the neat stacks of white on every shelf make it a thing of beauty, besides serving as a quick reminder that the stock is wearing thin and needs replenishing. The shelf paper with its projecting edge full of pleats and scallops lends a nice note, too.

Dimensioning closets requires a little science and conscientious research, we found. First off, you might ask yourself what a closet, particularly a bedroom closet, is supposed to do. Presumably it holds shoes, coats, suits, robes, and hats, each one having special standard dimensions and taking up so much space. An architect, who spends his brief lifetime organizing such scattered details, would probably be able to provide adequate space for each of these articles almost automatically. We, untrained in the magic art, were forced to go back to fundamentals and take stock. This was a masterpiece of strategy, planned when all members of the family were available and able to contribute. We finally listed all possible uses, order of use, and dimensions, and built our closets around that basic data.

A coat on a hanger occupies at least 2 feet, 4 inches of width, thus determining one minimum dimension. Dresses can be hung at the most twelve to the foot. Men's suits require more space and can be accommodated only at the rate of six to the foot. A clothes rod should be at least 5 feet, 6 inches above the floor, where it will be used to hang very long coats and wraps, 6 feet, 1 inch is better. Shoes are no longer than 12 inches, so a 14-inch shelf will be ample. Tilt it slightly at an angle

Left, a combination clothes and linen closet, with scrolled edgings by way of decoration. A short space for day clothes and a higher one for evening things are separated by shelves for neat stacks of linen. W. & J. Sloane

Below, a luxurious idea in quilted white satin to line the entire closet. Hangers and trimmings are in crimson, by way of color contrast. Another Sloane idea

A MONEL KITCHEN IS A JOY FOREVER — — ITS *loveliness* INCREASES

The Walker Pratt Co., Boston, Mass., makes this handsome Monel-topped Crawford electric range. It is equipped with Chromalox Super-Speed Units manufactured by Edwin L. Wiegand Co., Pittsburgh, Pa. Monel-top table made by Mutschler Bros. Co., Nappanee, Ind. Monel sink and steel cabinets made by Whitehead Metal Products Co. of New York, Inc.

PUZZLE: This picture shows three very good reasons why a Monel kitchen is a joy forever. They're in plain view. Can you find them?

SOLUTION: The first reason is that Crawford Electric Range. It has a top of shining Monel, and Chromalox Super-Speed Units equipped with deflectors of Ebonized Monel. The durability and beauty of Monel is right in keeping with the quality of the range itself.

The second reason is this kitchen's step-saving layout. Plenty of drawers and storage space in the Whitehead metal cabinets tucked away under the Monel sink, and hanging on the walls. No need to "walk a mile" to bake a cake.

The third reason is Monel itself. A helpful metal that constantly seconds your motions to keep it clean and spotless. A solid, rust proof metal with no plating or coating to wear off. A hardy metal that cannot be cracked or chipped. After years of hard service, the only change you can notice in Monel is an improvement —*it becomes more lustrous.*

There are 57 models of Monel sinks from 41 inches to 168 inches long. And all of them cost much less than most people think.

If you are flirting with the idea of owning a Monel kitchen, the people to get in touch with are the Whitehead Metal Products Co. of New York, Inc., 304 Hudson Street, New York, N. Y., manufacturers and distributors of Monel sinks and tanks. For information about other Monel equipment, write to

THE INTERNATIONAL NICKEL COMPANY, INC.
73 Wall Street New York, N. Y.

Monel inherits from Nickel its finest qualities—strength, beauty and ability to withstand rust and corrosion. When you specify metals, remember that the addition of Nickel brings toughness, strength, beauty and extra years of service to steels, irons and non-ferrous alloys.

Inside Story:

In all this silvery expanse of Monel, there is one little, hidden piece whose important part in the efficient kitchen has not been overlooked. This piece is no bigger than a saucer. It is a small, removable pan beneath the Chromalox Super-Speed range unit. How many times have you removed such a pan to find it chipped, perhaps rusted and discolored from the heat? Those defects are gone forever now. Gone, because this Ebonized Monel pan can't chip, can't rust, can't discolor. And the reason it can't discolor—it is black already. A shiny black, like a photo negative. That's why it is called Ebonized Monel. See these Monel-topped ranges with the new Chromalox Super-Speed range unit equipped with Ebonized Monel deflectors:

A-B Stove . . . Crawford . . . Electromaster . . . Estate . . . Frigidaire
Kelvinator . . . Marion . . . Monarch . . . Norge . . . Quality . . . Universal

2/3 NICKEL + 1/3 COPPER = MONEL

Neuvogue Bathroom~ the Last Word in Beauty and Utility

● At a glance the *Neuvogue* Bathroom shows a departure from tradition—an inherent beauty due to the careful design of each fixture for the purpose for which it is intended. *Neuvogue* possesses a modern freshness—pleasing because the correct harmony of plane surfaces and line—curve and angle—have been well considered—practical because each piece was created in the spirit of today's demand for utmost utility and convenience.

In quality *Neuvogue* typifies the high standard Crane has set in all plumbing and heating equipment in every price class. You can see *Neuvogue* fixtures at



● *Neuvogue Bathtub*—Nearly straight sides give more room—a more luxurious bath. A wide front rim—serves as a comfortable seat.

● *Neuvogue Lavatory*—A center control panel and a top with lots of room—big supply handles that work at a touch. An expansive gleaming bowl with the width at the front.

● *Neuvogue Closet*—Continuation of the lines of the tank to the floor conceals piping—makes for easy cleaning. Hygienic curved seat.

Crane Display Rooms maintained for your convenience. Consult your Master Plumber about a *Neuvogue* bathroom for your home. Ask about the Crane Budget Plan.

CRANE

CRANE CO., GENERAL OFFICES:
836 SOUTH MICHIGAN AVE., CHICAGO, ILL.

Branches and Sales Offices in One Hundred and Sixty Cities

VALVES, FITTINGS, FABRICATED PIPE, PUMPS, PLUMBING AND HEATING MATERIAL

THIS NEUVOGUE BOOK SENT FREE

Crane Co., 836 So. Michigan Ave., Chicago, Ill.
Please send me your new booklet, "*Neuvogue* for the Modern Bathroom."

Name.....

Address.....

City..... State ..... A. H. 11-37

of 30 degrees and nail a wood heel-runner of 1 inch by 1 inch along a line about 9 inches from the bottom. This will hold all the heels, yet make the shoes easily accessible. Shoes belong near the floor because they may possibly have dirt on them which of course is undesirable near clothing.

A hat shelf is better than hat hooks because it gives more support to the hat, and permits storing hatboxes as well. Make it 12 inches wide and it will shelter every kind of headgear but a sombrero, which, properly speaking, belongs in its own special niche. It should be at least 3 inches above the clothes rod.

We made our closets 2 feet, 6 inches deep. This, with a wall thickness of five inches brought the over-all dimension to almost three feet. Fortunately, we had the room to spare, but in many cases you will have precious little extra room. In that case, follow our minimum dimensions and build your closet around them, making sure that you are as generous as you can be.

The linen closet must not be too deep. Shallow shelves within easy reach of a person standing at the door are handier and much more useful. Average towels and bedding can be handled on shelves no deeper than 14 inches or 18 inches. A battery of shelves starting at a point about three feet from the floor and running to the ceiling sufficed in our case and permitted the introduction of a hamper underneath the lowest shelf. If your ceiling is very high and you do want to introduce as many shelves as possible, tuck a little "milking stool" in one corner so that you can use it for a "leg-up."

However, the top shelf might very well be high enough to accommodate large pasteboard boxes for storing quilts and extra blankets and such. Even draperies. You'll find it useful and more convenient than trunks in the attic or down in the cellar. But then, again, who was ever at a loss to find a use for a closet?



Right, in addition to the usual closet accessories, R. H. Macy has included a convenient section of small drawers, and a portable stand for three rows of shoes



Left, rope and tasse decorate a particular smart set of closet a cessories. There a numerous color comb nations, such as da blue and white, brow and beige, brown a peach. From Grande Products Compa

"You can do the same thing to your home, Bob—"

UNSIGHTLY OLD HOUSE becomes a charming new one. Shabby sidewalls were covered with J-M Asbestos Siding Shingles (right); the ugly roof, with J-M Asbestos Roofing Shingles (below). Both are fireproof, charming as weathered wood, won't rot or wear out.





"and I got my ideas from the 101 Book!"



LIVING ROOM transformed with J-M Decorative Insulating Board panels over old walls and ceiling. Economically applied. Many designs and finishes.

J-M HOME INSULATION helps prevent drafts, reduces fuel bills up to 30%; cuts temperatures up to 15° in hottest weather. "Batts" for new houses; "blown" into walls of old ones.

HOME remodeling, if it is to be successful, must start with *ideas*—ideas that are thoroughly practical, ideas that meet your particular needs perfectly, ideas that cut your costs for labor and materials all along the line.

Johns-Manville offers you "101" such ideas in the 1937 edition of its famous *free* book of practical remodeling.

Written in simple, non-technical language, "101 Suggestions for Home Improvements" is fun to read and chock-full of pictures (many of them in full color).

Here are ideas for bright, cheerful kitchens—ideas for modern, easy-to-clean bathrooms—ideas for converting waste space in basement and attic into charming extra rooms—ideas for re-roofing and re-siding so that your home will be fire-safe, easily and economically kept up—expert advice, too, on insulating for year-round comfort.

And, in addition, full information on financing home improvements under the low terms of the Johns-Manville Million-Dollar-to-Lend Plan. Mail the coupon below for your *free* copy.

SEND FOR FREE BOOK



Johns-Manville, Dept. AH-11
22 East 40th Street, N. Y. C.

Send me the new 1937 "101 Book," FREE. I am especially interested in Home Insulation ☐. Insulating Boards for extra rooms ☐. An Asbestos Shingle roof ☐. Cedargrain Asbestos Siding Shingles ☐. I am planning to remodel ☐. I am planning to build ☐.

Name_____

Address_____

JOHNS-MANVILLE
BUILDING MATERIALS

The gift that won't be forgotten and will never forget!

THE thoughtful friend who gives a Toastmaster Toaster will be remembered for years—every time two slices of toast pop up—done to golden perfection.

But the lucky person who is making the toast can sit idly by, once the bread is slipped in. For the Toastmaster Toaster never forgets. It's *fully automatic*. Just set the adjustment button for light, medium or dark, and that is what you get. The Flexible Timer allows more time when the toaster is cold, less when it's hot. Then, on the split second of perfection, up pop the golden-brown slices, both sides done to a turn, and off goes the current. No watching, no guessing, no burning, no turning!

This prince of toasters is ornamental as well as useful—sleek and trim as a streamlined train—glistening with its chromium finish that resists all stains and tarnish—deep brown bakelite handles and feet. That's why it's *the* gift toaster. Your wife would probably love one. For smaller families the one-slice Toastmaster Toaster does the trick—and costs less.

On sale, with other fine Toastmaster Products, wherever quality appliances are sold.

FREE! "The Party's On"—a new and interesting booklet on entertainment ideas and games for young and old. Ask for your copy wherever Toastmaster Products are sold, or write direct to McGraw Electric Company, Toastmaster Products Division, Dept. 121, Minneapolis, Minn.

European Sales Office: Frank V. Magrini, Ltd., Phoenix House, 19-23 Oxford Street, London, W. 1.

How to have fun at your own parties . . . two newly-fashioned Hospitality Tray sets with the 2-slice Toastmaster Toaster.

TOASTMASTER *Toaster*

TOASTMASTER PRODUCTS— 2-slice fully automatic toaster, $16.00; with choice of Hospitality Trays, $19.95 or $23.50; 1-slice fully automatic toaster, $10.50; Junior toaster, $7.50; automatic Waffle-Baker, $12.50

Our House of Dreams

Home of Dr. and Mrs. E. F. Shaver, Tampa, Fla.

EVELYN L. SHAVER

AND now our "House of Dreams" is a real, honest-to-goodness brick and mortar house, with everything we've ever wanted! We planned it carefully and lovingly, from the winding walk to even the smallest accessory, and finally we know what it means to have a dream come true. When the last curtain was hung, it was a glorious moment of realization.

I planned my color scheme for the living room around a treasured painting of Jenny Lind, which hangs in quiet dignity over the mantel. Across her dress of ivory is a shawl of deep willow green. The exact shade of this shawl is repeated in the tile facing the hearth, on the hearth, and again in the rug. Our living room walls are painted a deep, soft gray-green. The beamed ceiling, cornices, and blinds are ivory.

The rich brown of the portrait's background is duplicated in the ground color of the flowered chintz draperies and one chair. Placed in front of the windows is the sofa, upholstered in a soft dark brown fabric with an embroidered gold vine tracing a delicate pattern over it. This tracing touch of gold and a gold brocade Chippendale chair tie in with the gold leaf frame of the portrait. An ivory leather chair makes a good accent as well as a modern note, and another chair upholstered in soft green is perfect with the color scheme. Three sprays of dogwood in an old green pottery vase on the piano are very effective

Burgert Bros.

Above is the sunroom with it's birds-eye cypress paneling and close-up of the fireplace. Living room at right

PAINT *Yourself a New Home*

Just a slight departure from the conventional—yet how this house sparkles! Roof: Pittsburgh's Toron Walnut Shingle Stain. Shutters: Spanish Blue Sun-Proof. Walls: Titanic White Sun-Proof. Effect: striking!

GIVE your spirits a lift. Get the thrill of thrills. With paint and brush transform your home into a brighter, gayer, more cheerful place to live. Everybody has the urge. All through the land homes are being preened inside and out. And what a riot of color one sees! Vivid hues and contrasting shades greet the eye on every hand. People are tired of dull, lifeless, drab-looking homes. They're giving every nook and corner new charm—new interest.

Do Something Daring!

Redecorating is fun, these days—not work. Rooms are "done over" from floor to ceiling—furniture included—between breakfast and dinner, with Pittsburgh Paints. Take your living room, for instance. Make it wake up and live! Paint two sides of the room in Cascade Blue Wallhide—and "do" the ends in ivory to create the illusion of restful spaciousness. For the ceiling use a deeper shade of blue and finish woodwork and mantle with White Waterspar Enamel.

Change Every Room!

Now turn to your dining room. Just as a suggestion—let the background be Flat White Wallhide tinted with Venetian Red Toner. The mantle may be a light oyster gray tone of Waterspar Enamel. Paint the furniture, and the Venetian blinds if any, Bone White. Kitchen? Make this the room of rooms! Flood it with color. Here's one way: Walls, Bud-Green Wallhide. Ceiling, Apple Green. Cabinets and trim, Canary Yellow Waterspar Enamel. Exciting? Yes—interesting, too!

Free Advisory Service

Beautiful rooms, ready for use in a day, come in cans of Pittsburgh Paints. These quick-drying finishes brush on smoothly, stay fresh longer and wash easily. Ask the nearest Pittsburgh dealer (listed in your classified telephone book) about Wallhide for walls and ceilings; Waterspar Varnish for floors and trim; Waterspar Enamel for woodwork and furniture; Florhide for painted floors. Pay for painting on convenient terms, if you wish. And for free decorating advice address: Studio of Creative Design, Pittsburgh Plate Glass Co., Paint Division, Pittsburgh, Pa.

Wonders can be worked with what used-to-be the attic! At right, a charming bedroom with walls of Maize-Tan Wallhide. Bed, table and chest are finished with Apricot Waterspar Enamel—French Gray on chair, chest and stool.

The cool, crisp bathroom at the left has walls of Bud Green Semi-Gloss Wallhide; trim is Jade Green Waterspar Enamel.

One-day painting is the quick-change artist that transforms gray rooms into gay rooms

Here's a workshop any woman would be happy to have. The effects are easily obtained. Walls are finished in Cameo Blue, Semi-Gloss Wallhide. Cupboards are Royal Blue Waterspar Enamel, as is the recess. And the ceiling is Semi-Gloss White Wallhide, tinted to a light blue.

PITTSBURGH PAINTS

Smooth as Glass

WALLHIDE • FLORHIDE • WATERSPAR • SUN-PROOF

Copr. 1937 Pittsburgh Plate Glass Co.

Alexander Smith FLOOR-PLAN* RUGS *Fit!*

Your suit fits — but how about your rugs?

Decorators say the floor margins around a rug should be from six to twelve inches, depending on the size of the room. A rug of such a size ties a room together, gives it that smart, "decorated" look. With the new Alexander Smith Floor-Plan Rugs it is easy to get this effect . . . for these rugs come in 23 carefully selected sizes to fit almost any room, and in a wide choice of charming colors, patterns and textures. This means that you may have the equivalent of a custom-fitted rug at ready-made prices. Ask to see Alexander Smith Floor-Plan Rugs at your favorite store. For free book—"A Guide to Rug Buying," write Alexander Smith Division, W. & J. Sloane Wholesale, Dept. F, 285 Fifth Ave., N.Y. (*Trade Mark)



ALEXANDER SMITH FLOOR-PLAN RUGS IN CUSTOM SIZES AT READY-MADE PRICES

against the deep green walls. The lamps are ivory with a trim of old gold to add a little contrast.

Our sun room is very important to us. With walls made of bird's-eye cypress as golden as the sun's rays, and honey-colored Venetian blinds, it is indeed a cheery place. To me, the fireplace is the most beautiful and interesting feature of the room. Its sturdy mantel is of waxed bird's-eye cypress, and the facing and hearth are bronze tile. Since the tile is highly glazed, it reflects the sunlight as well as the firelight in its polished surface. Within hangs an old iron kettle on a swinging crane—and it really will boil! The fire screen is a curtain of copper mesh, and the mantel accessories are copper or brass.

Hand blocked linen draperies with a natural ground are trimmed with wooden ball fringe in terra cotta, natural, and bottle green. These three colors are braided into the flax rug. Opposite the fireplace is a sofa covered in bottle green linen twill, where we relax on chilly evenings and build castles in the flames from an open log fire. On the wall above the sofa, wild geese in colored pottery add interest. The chairs are done in blocked linen. There are real pussy-willows in a pottery vase, and appropriate flowers at all times of the year add life and a note of cheer to the room.

The breakfast room, with its bright tropical color accents, is a perfect place for Florida breakfasts. It is paneled in black cypress, excepting the wall space around the open cupboard which is papered. Here, tiny figures in gay colors dance about on a butter yellow background. The upper walls repeat this yellow, as do the curtains at the bay window. Linen draperies pick up the colors in the linoleum floor and are effective over lettuce green blinds with yellow tapes. The open shelves of the cupboard are bright and interesting with rows of glazed pottery dishes. The furniture is Stratton maple and the chair cushions of glazed chintz.

The boy's room is paneled in knotty cypress and worked out in a nautical color scheme. The rug is a plaid design of light and dark blue, while a ship's lantern in the ceiling carries the sailor idea. The furniture is knotty cypress, and there are twin beds that can be made into a double-decker. The bedspreads have "around the world" pictures for pattern interest. As you can easily see, my young son took care of his own wall decorations. Open-

Life Begins At 40

If You Are Over 40, Take A Minute Off Right Now. STOP! LOOK! LISTEN!

This Woman of 40 Made Her Experience and Knowledge of People Lead to a Good Income

STOP, just to make sure you are not traveling up the wrong road. You have spent a long time learning all you know. It would be tragedy not to make your long years of learning pay you a rich reward.

This reward may come in great happiness—and often in material profit. But you cannot rush rashly along any more. The time has come to plan the best use of your mental and physical equipment. Decide carefully what you want most and can do best. Go after it!

Successful In Work Formerly Unheard Of. This woman had lived an ordinary life. But she liked people. She grew to know a lot about them. Among her acquaintances she sensed capabilities that they themselves sometimes didn't realize.

In 1930, it became necessary for her to seek a career. She needed money.

She took her knowledge of people and sold it for a good salary check every month. She is now the personal-guidance expert in a high-grade employment agency.

New times make new jobs—and America is full of clever women who know this!

THEY WON THEIR SUCCESS—SO CAN YOU

41—Married Last June

Mrs. Warren Finds Happiness

Dear Life Begins:

I help to put on fashion shows. Before an opening, I work terrifically hard but I had no trouble keeping up the pace until about a year ago.

Then I was so tired every evening I never went out. I caught frequent colds. For the first time in my life I had nervous indigestion. It looked as though my health could not stand the only work in which I was experienced.

One of my friends said Fleischmann's Yeast was very good for a condition like mine.

I started to eat yeast—and I kept on eating it—for my indigestion was soon gone, and my old pep came back.

Naturally, I enjoyed going around again and meeting new people. Among these was the man I married.

ELIZABETH WARREN

Learned How to Walk Again at 40

Mrs. Gaillard Conquered Pain

Dear Life Begins:

About eleven years ago I was stricken with an illness so serious I was not able to walk for several years.

In spite of my inactive life, my good constitution kept my digestive system in fair health until a few years ago. Then I felt distress, loss of appetite, and I became generally run-down. I had heard Fleischmann's Yeast makes the stomach and intestines more active. At any rate, it quickly got my system in order again.

I believe Fleischmann's Yeast was a great help to me in maintaining internal health during the time I was making my hard, uphill fight to come back.

My forties are beautiful years—now that I can walk again. I am 43—and have just learned to drive a car.

BLANCHE GAILLARD

Stomach One of the First Places Where You Slow Down and Grow Old

The gastric juices tend to become scantier and get *weaker* in digestive power around the age of 40.

This is nothing to get frightened about. You can give your system extra help.

Its ability to increase the *amount* and the *strength* of digestive juices in the stomach makes Fleischmann's fresh Yeast especially important to people over 40.

A generous supply of 4 vitamins in Fleischmann's Yeast gives an added tonic action—and each of these vitamins has its particular part in keeping the body fit.

Given this extra help, almost anyone will feel new health—with more energy and chance for new success.

Eat 3 cakes of Fleischmann's Yeast every day—one cake ½ hour before each meal—plain or in a little water. Watch how you start at once to feel better!

$25 WILL BE PAID FOR LETTERS of success after 40—so helpful to others we wish to print them. If you can truly credit to Fleischmann's Yeast some part of the health that made your success possible—write us—enclosing your picture. Life Begins, 420 Lexington Avenue, New York.

Copyright, 1937, Standard Brands Incorporated

Ringing with Praise of CHASE CHROMIUM* Christmas Gifts

CHASE

*Chrome-plated over solid brass or copper

SKIPPER'S LANTERN—Polished brass with frosted globe. With battery, $1.75. Wired, $1.95.

DOUBLE CONDIMENT SERVER—Polished chromium finish with 2-compartment glass dish and 2 spoons. $3.50.

JUBILEE SYRUP JUG—Clear ribbed glass and polished chromium finish. $2.50.

TEA BALL—Polished chromium finish with long white plastic handle. $1.00.

STAR ASH TRAY—Finished in chromium or copper with star rests of satin chromium. $1.00.

TIDY CRUMBER—In polished chromium finish or copper with white handles. Set, $3.00.

TWO LAYER CANDY BOX—Polished chromium finish or copper with white apple knob. $2.00.



TEA KETTLE—Polished chromium finish with white handle and knob. $6.00.

Send for Free Illustrated Gift Book

Illustrations and full descriptions of many beautiful gifts in brass, copper and chromium finish. Useful and inexpensive. Something for every one on your list.

*Chase Brass & Copper Co., Incorporated**
Dept. A-27, Chase Tower, 10 E. 40th St.
New York City

Name.....

Address.....

City.....*State*.....

**Subsidiary of Kennecott Copper Corporation*



ing from this room is his private bath, done in skipper blue and oyster white.

Our kitchen fulfills my fondest dreams. The lower walls are sea-foam green tile, above this they are enameled in butter yellow, and the ceiling is a shade lighter. The wall accents are black highly glazed tile, and the other accents and accessories are tomato red. The Venetian blind is sea-foam green with yellow tapes, and the curtains are sun-fast homespun with gay flowers. Along the window sill stands a row of tomato red flower pots. There are plenty of steel cabinets finished in light yellow, and all modern conveniences ranging from an electric stove to an electric dishwasher.

The "little woman"

[*Continued from page 8*]

how this trip could be a substitute for John's birthday party (he was eight) and invited Buddy, the boy next door, a nine-year-old with the face of an angel. Appearances, I might state, are deceiving.

The boys had chosen the American Museum of Natural History, lunch at an automat, and a trip through Radio City. My sister remarked that she'd always wanted to do *just* those things, and again I reflected on how many more virtues an aunt has than a parent. Brownie, my husband, found he just couldn't go with us, though he was grieved, he *said*. Anyway, he'd have to stay home to look after little Peter! Remarkable how popular Peter becomes on certain occasions. Brownie's conscience did bother him enough, however, so that he drove us down to the George Washington Bridge, but I didn't like the look on his face as he went whirling back past us.

One thing, among others, that amuses me about small boys is that they're never content to let well enough alone. One makes a simple statement and the other remarks that that isn't the way his father does it, boy. The other retaliates by bragging about something he did last summer, and there is never a moment of quiet relaxation. Buddy usually gets the better of John by the convincing argument that that isn't the way it's done in Rhode Island (he spends his summers there) and John is crushed.

However, aside from the fact that the Hudson from the bridge reminded Buddy of Rhode Island, when I remarked on how beautiful it was, all was calm until we got into the subway. We put the boys opposite us and were impressed by Buddy's continued angelic look and John's almost constant look of pain, anger, and determination. I had begun to catalogue the foods John had had for his last three meals when we arrived at our station. With simple dignity Bet and I arose, expecting to be followed by the angel and the one in pain. An awful commotion behind us made us think we'd strayed into a gangster affair, and I wasn't exactly reassured when I heard John's triumphant, "*There*, I gotcha!" It developed Buddy had been devoting the monotonous subway minutes to stepping with gusto on John's feet. The feet are enormous, so John had been Buddy's victim until some adroit wiggling as we stood up had put Buddy's feet under his. The leitmotif of the rest of the day, whenever there was a quiet moment, was a lunging, a noise of loud squashing, and we knew that one more foot had been crushed.

However, we finally arrived at the museum with sighs of relief and immediately led the boys to the African Hall. They had been studying animals at school and John had been spouting all kinds of facts about "the great peace of

ROBBED!
while Sleeping

A BEDTIME STORY BY SIMMONS

11:00 P.M. You should be dropping off to sleep now, but you're still playing that last bridge hand. Your mind keeps coming back to it. You can't seem to forget it and relax.



1:00 A.M. You're doing a lot of tossing and turning. Can't you find a comfortable spot anywhere? The bedclothes show what a state you're in.

7:00 A.M. You feel as if you'd taken a beating. Your back hurts. All your muscles are stiff. Your head aches. It's a supreme effort to move.



10:00 A.M. Desk piled and you can't get started. The way any man feels after 8 hours in bed on a badly constructed mattress!

If you want to get up every morning full of energy and enthusiasm—*like this*—try a Beautyrest. The name, Beautyrest, on a mattress is insurance for the deep, restful sleep you *need!*

Poor sleep robs your nerves and muscles of calcium—you become irritable, less efficient

YOU KNOW that when you sleep badly, you are likely to be tired and irritable the next day. And science has discovered the chemical reason!

During bodily activity acids are poured into the blood. This robs the nerves and muscles of calcium. You begin to lose control over your muscles . . . become irritable. And only during restful sleep can the blood return to normal and restore the lost calcium.

If you find it difficult to "get going" in the morning, you are probably trying to sleep on a mattress that won't let you relax completely. Your mattress is using up part of your calcium supply for the next day!

Simmons Beautyrest Mattress is scientifically constructed to LET YOU SLEEP. Its 837 "floating-action" coils instantly adjust to your body. You drop off to deep sleep in no time at all.

See what it's like to get up with nerves and muscles fully rested. Ask about Beautyrest at furniture or department stores. The cost is only 2¼¢ a day! Simmons Company, Merchandise Mart, Chicago, Ill.

SIMMONS *Beautyrest*

WORLD'S LARGEST MAKERS OF BEDS • SPRINGS MATTRESSES • STUDIO COUCHES • METAL FURNITURE

and this is how the uninsulated house looks to Old Man Winter

IF *your* home is of typical construction, it is well protected against wind and rain—but it leaks heat almost as badly as though it were riddled with holes.

Building engineers have found that heat flows through plaster, brick, wood or stone practically as if they weren't there, and that blasts of bitter-cold air circulate in the hollow spaces of your walls. They have found that a thick blanket of a material with millions of tiny dead-air cells is necessary to truly insulate your home. Johns-Manville Rock Wool is ideal for this purpose.

The free book illustrated below explains how J-M Rock Wool, "blown" under pressure into empty wall and attic spaces, helps keep every room warm and cozy in winter—with fuel costs reduced up to 30%. It shows how in summer the house is kept up to 15° cooler on hottest days.

It explains why full thickness and uniform density are so necessary in order to have maximum efficiency—it reveals how important it is to have the work done only by trained workmen in order to avoid "thin" spots or voids through which heat can pour.

The book tells why J-M approved contractors give you this kind of job and why J-M Rock Wool is a permanently efficient insulation that won't rot, corrode or burn.

For the whole fascinating story of this "wool" made from rock, and its contribution to your health and comfort—send for the *free* book. Mail the coupon.

You can pay for your J-M Rock Wool Home Insulation in convenient monthly payments under the terms of the J-M Million-Dollar-to-Lend Plan.

JOHNS-MANVILLE

Ful-Thik Rock Wool Home Insulation

MAIL THE COUPON FOR FASCINATING FREE BOOK

JOHNS-MANVILLE, Dept. AH-11, 22 East 40th St., New York. Send FREE illustrated book telling whole amazing story of J-M HOME INSULATION. I am interested in insulation for my present home ☐; for new construction ☐ (please check).

Name_____

Address_____

City_____ **State**_____

the jungle." Here, thought I, feeling very modern, the dears can see their projects on a larger scale. However, I find that it never pays to feel too modern. I've already discovered that John reads every word of every sign at every case in every museum, so I've developed a technique of dashing ahead in birdlike swoops, finding the longest bulletins and placing myself in front of them. John keeps looking around for the labels and I whisk him away. In that way we get on very well.

Compelled by the whiskings to look at the exhibits rather than the labels, John and Buddy made illuminating comments on what *they* had discovered about animals. Bet and I were intrigued by Carl Akeley's groups, but I found the boys actually yawning in front of the one with the gorilla beating his breast. It occurred to me that perhaps if we'd had some multiplication and division "facts," tastefully arranged in exhibits, they might, by their very strangeness have impressed the boys. They came to life in front of a forest of bamboo which they declared was sugar cane. I withdrew from the label and pointed out dramatically what it had to say about the bamboo. They remained unconvinced. I thought wildly of Rhode Island and wondered if Buddy was going to say that *this* was the kind of cane that grew there. No, somebody or other in their grade had drawn some stuff like that in *his* project and *he* had said it was sugar cane. From then on we decided to let the boys lead us. They took us through the fish collection while Buddy nonchalantly pointed to some of the biggest as the kind that habitually came up to his grandmother's front porch of an early summer morning. "Did you ever catch any?" Johnny was skeptical. Buddy started to answer and I looked him grimly in the eye. He looked angelic. "Well no—" he said, "but my father did!"

However, when we came to the Indian exhibit both boys forgot themselves completely. They didn't contradict each other once and Buddy never mentioned Rhode Island. Bet and I found a bench and rested our museum feet while the boys studied a tepee model, determining to go right home and make one. I timidly mentioned the automat, whereupon they pulled us to our feet and demanded food at once.

Bet and Buddy had never eaten in an automat before, so John undertook to show them the ropes. First of all he dropped his nickels all over the floor, and the busy feet of scurrying millions, it seemed to me, stomped down over the money and cries rang out, "Here, Sonny, here's another." Then he dropped his tray with all the silver on it and got Buddy so upset over in the muffin department that he collected three plates of different kinds of breadstuffs for himself. He scurried about giving directions to Aunt Bet, and when we finally got ourselves up at a balcony table I was dismayed to see how tired Bet looked, until I saw, cozily parked before her as a result of all her efforts, one small dish of macaroni. Simply that and nothing more.

Buddy was intrigued by the way the milk came out of the faucet but he didn't want more than one glass. John, still being the perfect host, obligingly took him down to the faucet and poured and drank three glasses of milk. By that time Buddy had figured out the mechanics of it and I could tell from the look in his eye he was planning to try it out in his own kitchen. John made awful noises all the way over to Radio City and kept remarking, "Oh dear me—my milk!"

Radio City was to me a mad set of attempts to get John out of revolving doors. Some children, I've noted, seem to be able to figure such things out right away. Peter, at three, would have got himself out, I'm sure. John just ambles along, never looking where he's going, and exclaiming in joy at something we've passed long since. Buddy painstakingly explained the doors to John and when, upon Bet's insistence, we'd joined a sight-seeing group and had been properly labeled with little pasteboard "Radio Cities," the whole party was held up by my frantic efforts to get John out of the revolving doors. Once he kept going around while we waited. Finally the guide grabbed at the door and John appeared, all beams. "Fooled you that time," he remarked, "I was just takin' a ride." I felt constrained to tell him the story about the boy who called "Wolf," but our guide was telling us to follow his white cap and there was no time for morals.

The guide left us on the roof where we breathed a sigh of relief. Not that we don't admire guides and their cute little jokes as well as the next fellow, but one has to be able to relax to get the real good out of them. John stood on his tiptoes and tried leaning over the wall around the roof, but I managed to get him back to a terrace and some chairs and proceeded to give a lecture on what lay before us. I pointed out New York, New Jersey, and Connecticut and talked rapidly to down the Rhode Island gleam I saw coming in Buddy's eye. Two beautifully dressed and behaved children were viewing the sights with their grandparents. I was just about to remark to our boys

TO REDUCE FUEL BILLS THIS WINTER

install Winter Windows now

● Winter windows (or storm sash) are additional windows placed outside your ordinary windows. By considerably reducing heat loss, they make it easier to maintain a normal, even temperature—at much less cost. The dead air formed between the two panes of glass is practically a non-conductor of heat. . . Thus, the scientific principle of the thermos bottle is applied to your home.

The small cost of winter windows is soon repaid by fuel savings.* You gain in economy and comfort for years to come. . . Ask your local lumber dealer or contractor how others save with winter windows, and have him make you an estimate now. Remember that winter windows mean twice the glass to see through—quality becomes doubly important. Be sure to specify the clearer, brighter, flatter glass produced by Libbey·Owens·Ford Glass Company.

** Tests conducted in the University of Illinois research home showed that a saving of 20% (or one ton of coal out of every five burned) could reasonably be attributed to the installation of storm windows and doors.*

and increase comfort, too

Winter windows reduce drafts and variations in room temperature caused by uninsulated windows. The danger of contracting cold, flu and pneumonia is minimized. Dust and soot are kept out—noise is reduced. Proper humidification becomes possible without unsightly condensation. And in air-conditioned homes, double glazing becomes essential for year-around comfort and economy.

LIBBEY · OWENS · FORD

QUALITY GLASS

A SETTING OF TRUE DISTINCTION

Old Colony FURNITURE

You'll enjoy decorating your home with Old Colony Furniture because there are ever so many charming, livable designs from which to choose. And . . . each one does its share to make your room interesting, distinctive, truly comfortable. Master craftsmen create Old Colony Furniture with cabinet construction throughout . . . with accurate attention to detail . . . and with a smooth, lustrous, hand-blended finish that wears gracefully through the years. For furniture of such tangible value and high quality, Old Colony prices will prove surprisingly reasonable. At most of the better furniture and department stores everywhere.

• *In this 24-page booklet on Old Colony Furniture are many suggestions for decorating your home attractively and comfortably. Simply send 10 cents (coin preferred) to cover mailing costs, to Department A 11.*

HEYWOOD-WAKEFIELD
GARDNER, MASSACHUSETTS
FINE FURNITURE SINCE 1826

on their beautiful behavior when the little boy suddenly lunged forward and stepped on the little girl's foot. She gave a shriek of horror that aroused the whole roof and I could tell from Buddy's especially thoughtful look that he was thinking of John's feet again. We herded them into the elevator and down before they could get started.

The lights were just beginning to be put on as we came out and walked down Broadway to our bus. John's method of watching them was to watch, purely and simply, and let us drag him along. Buddy made comment on how many bulbs he "betcha they used, boy," and when we finally got to the bus we almost wished Buddy would step on John's feet again. John revived enough to buy a magazine and some gum at the station and whenever the bus stopped we heard loud smacking noises in back of us. Just before we arrived at our corner there was a loud crashing noise of a magazine being used on a head and John complained as we dragged him down the street toward home that "reading a magazine in a bus made him sick to his 'stummick'." Buddy was in his most angelic mood when we left him at his home. "And I hope Johnny can come to Rhode Island with me sometime," was his parting speech.

We've been living among Indian tepees ever since, with burlap I'd lovingly saved for a bulletin board being grotesquely painted in designs that, Buddy and John declare, mean, "I'm a story-teller. Come sit by my fire." Yes, indeed, living near New York has its "advantages!"

Right here in New Jersey I'm "going native." I visited Peter's play school the other day. I'd spent feverish hours conning the directions sent me, "Information for Observing Mothers." I've become quite adept at home at using the first person plural in the line of pronouns and frequently startle Brownie with my plurals so that he looks nervously about as if expecting large crowds. But, alas, that's not all there is to it. "Do not pay any obvious attention to the children. Never engage a child in conversation. Try not to be over-conscious of your own child's activities." I kept reciting these things to myself as Peter and I went over to the school, and a good thing I did, too, for the minute we burst into the playroom, Peter began proudly pointing me out to his pals, saying, "*This* is my mother." The children looked at me in open-mouthed wonder, but I remembered my lesson, and stared them back as stonily as you please. I finally found it more pleasant to stare at the pictures on the walls and did so with such interested concentration that they all began staring, too, and I was indeed proud of myself when the director came in to find us all so quietly staring.

It was a bit more difficult to observe the rules when we went out to play and my child began pulling at my skirt and saying, "C'm on and see the house we made. C'm on and see the rabbit." I looked studiously over his head as if I hadn't washed his ears and minced his carrots for years, bless him, and finally, backing myself up against a corner of the rabbit hutch, I glared about with what I fancied was a very modern kind of look.

It was a hard morning. The rabbit got out and I chased him, glad to have something to do. He was fat from having been fed by so many progressive children, and easily caught. "We stay in hutches," I whispered to him. "We play with the children." Aside from that cheering moment, time passed very dully indeed. My child, having given me up, went over and pushed a little girl out of the swing. I never said a word; nor did I change the expression on my face.

However, with absolutely no directions in advance, I'm going up to our library this afternoon to see the Book Week exhibits of children's books. Books for children are so much more attractive than they used to be, it seems to me, though I wouldn't trade my old Tenniel-illustrated "Alice in Wonderland" and my Denslow's "Mother Goose" for any of the modern things. Last year we bought a year's supply of books for Christmas instead of spreading them out through the year, and it has worked out so well that I think this year we'll do it again. John still has not read last year's "Tales from Grimm," as illustrated by Wanda Gag, which will probably haunt him until we start our Christmas reading. Peter has had all of his books read to him, over and over, whether or not he'd grown up to them and goes about the home prattling of Baby Moses, Little Boy Samuel, and Black Sambo, all in one happy state of confusion. I must begin making a few gentle hints myself about the books I'd like for Christmas. I'm finding it a bit hard to live down the thing I did last year, when I bought "Flowering of New England" for Brownie for Christmas and used it for a month before in Book Group. What with that book and the sweater I was knitting for him at every meeting, the ladies felt bursting full of secrets and were almost afraid to meet him for fear they'd "tell all."

Now I must pack up my pencil and paper and start off for the library.

Making the most of your *Dining Room Windows*

by Lurelle Guild



Modern dining rooms depend upon light, tone and texture for the proper effect. Scranton Lace Net Curtain No. 89954 has achieved that goal to perfection in the room shown above.

•

Traditional dining rooms require the rich, friendly background illustrated by the use of Scranton Lace Net Curtain No. 89804.

No. 4 of a series of articles on home decoration sponsored by the Scranton Lace Company

SINCE the beginning of civilization, dining has been attended by a certain degree of ceremony. Although our early forebears found their fingers more serviceable than forks, drank from a single tankard and shared a common trencher of meat, their meals held far more significance than the mere consumption of food.

So it has always been with those rooms set apart especially for dining. Banquet hall and modest dining alcove alike share a place of unique importance in the scheme of finer living—for dining in good company is one of the most pleasurable of all social events.

Just as garnishing adds glamour to the simplest foods, so smart, tasteful decorations add to the hospitality of the room in which that food is served. And what room should more definitely reflect hospitality and welcome?

Wherever possible, dining rooms should be planned to face the southeast to catch the rays of sunlight throughout most of the day—for adequate light, be it from sun or candle, is essential to a cheery atmosphere.

• Since the picture to be attained is one of decorative charm, with ample provision for light, exquisite Lace Net Curtains by Scranton offer the most effective way of achieving that goal. They are the "garnishing" that adds glamour, richness and beauty to an otherwise commonplace room . . . the background, blending the various units into one delightful decorative harmony.

The modern dining room, at the right, is a perfect example of such decorative harmony. Can you imagine this room without Lace Net Curtains? Not only do they hold the room together and provide the required light, but they serve as the ideal background for striking new color combinations. Wallpaper, in the lovely Bamboo Pattern, in apple green, brown and white, and the beige draperies of rough-textured silk, fringed in green, frame exquisite Scranton Lace Net Curtains in a lighter beige. The rug is eggshell-white twisted wool. Against this fitting background is a fruitwood table, with accessories in chromium and glass; and blondwood chairs, upholstered in apple-green leather.

A warm and friendly welcome is the keynote of the charming American dining room, shown at the left. Here, draperies of green wool rep with gold rep valances hung over white wood poles, wallpaper in tones of gray and a gray dado, provide a rich background for traditional Hepplewhite and Sheraton mahogany. Again, note the part Scranton Lace Net Curtains have played in the creation of perfect decorative harmony.

More to fine curtains than beauty

Naturally, the first requisite for curtains is that they be beautiful and complementary to the room and its furnishings. But, of equal importance, is their ability to withstand wear and washings. Lace Net Curtains by Scranton meet the highest standards and the most discerning tastes. They are expertly tailored with matching hems and adjustable tops, and come all ready to hang. Fast dyes and double threads that are *twisted*, not woven, protect the curtains when being laundered. Threads never slip and the curtains fall evenly.

Yours for the Postage!

LURELLE GUILD'S BLUE BOOK OF INTERIOR DECORATION

This is not a booklet, but a beautifully bound volume written and illustrated in full color by one of America's foremost designers. Separate chapters tell how to make halls and living rooms, bedrooms and dining rooms more livable and attractive.

Send 10¢ to cover mailing.

Scranton Lace Company
206 Glen Street, Scranton, Pa.

I enclose 10¢ in stamps or coin for my copy of Lurelle Guild's Blue Book of Interior Decoration.

*Name*_____

*Address*_____

*City and State*_____

SCRANTON THE NET OF THEM ALL

EASY ON THE EYES
and easy to look at!



"SEEING IS BELIEVING"

Leading stores that sell I. E. S. Better Sight Lamps have arranged a special "Seeing is Believing" demonstration . . . to show you how and why these lamps give more light than ordinary lamps. Ask them to show you this difference by measuring the light with a Light Meter. General Electric does not make I. E. S. Better Sight Lamps but is glad to publish this in the interest of better sight.

I. E. S. Better Sight Lamps have thrilling new beauty ...give eyesight protection

THE new I. E. S. Better Sight Lamps are better looking than ever before. They combine scientific eyesight protection with new and striking decorative beauty.

Inside, these new lamps have the same famous features that have brought higher standards of lighting comfort to millions of homes. The shades have a special white lining which reflects ALL the light . . . instead of absorbing it as so many old-fashioned lamps do. Thanks to the inner glass diffusing bowl, there's no harsh glare.

Help normal and defective eyes

As a result, I. E. S. Better Sight Lamps help normal eyes stay normal, help defective eyes see with less difficulty. By providing the right amount of light and the right kind of lighting for Seeing, Comfort, and Beauty, I. E. S. Better Sight Lamps go a long way toward light conditioning the average living room.

To get all the light these lamps were designed to give, be sure to use the new and brighter MAZDA lamp bulbs made by General Electric . . . the kind that *Stay Brighter Longer.* General Electric Co., Nela Park, Cleveland, O.

GENERAL ELECTRIC

Period furniture from Florida wood

HELEN S. KNAUS

WE DID not, in the beginning, plan to have a house furnished entirely in period reproductions from Florida wood. Like Topsy, the idea "just grew." That it grew lustily is evidenced by the fact that today every piece of furniture in our six-room Cape Cod house is a reproduction of some piece of period furniture, made by my husband in spare time from native Florida wood and Southern maple, with the exception of an old comb-back Windsor rocker, an Early American spool table, and a footstool.

Back of it all was an inherent love of fine wood and a deep-rooted admiration for period furniture. Add an immense capacity for taking pains, unwavering perseverance in the face of difficult and intricate phases of cabinetmaking, (including lack of adequate room and facilities for the work), and a keen and constantly increasing interest and pleasure in the undertaking, and you have the basic ingredients. My husband furnished them all. My contribution, other than my enthusiasm and delight in each completed piece, was negligible. THE AMERICAN HOME enters the story also, for we made its acquaintance early in the beginning of the venture and found it to be a most helpful and inspiring friend. The twin spool beds and trestle-foot bedside table as well as the Sheraton chest of drawers was stolen from its pages, which is getting a little ahead of the story.



Above: Handsome Sheraton type secretary. Below: Kidney-shaped dressing table; inlaid maple top surface and legs

E. J. Sellard

It started with a beautifully grained plank of Florida mahogany which was given my husband, who admired it as some people admire a sunset, a painting, or a first edition. This is not as surprising as it may sound, for it is a beautiful wood, both as to grain and color. It is native to the extreme southeastern tip of the Florida peninsula, and according to Doctor John C. Gifford, Professor of Tropical Forestry at Miami University, it was awarded a prize at the International Exposition held in Paris a number of years ago because of "excellent suitability for the manufacture of high-grade furniture." So in a purely experimental spirit the first piece of furniture was begun. It was a small Duncan Phyfe ship's table, with gracefully turned center post and triangular matching sections for the top. The result was so pleasing that a hanging bookshelf, or cupboard, came next, in a distinctly Colonial design. After that a trip to the Florida Keys was inevitable,

Her mother told her *only half* of it

My Mother said: *"Bon Ami is best for windows"*

I've proved it's best for everything!

"When I was a little girl, my mother used to tell me that nothing cleaned and polished windows and mirrors like Bon Ami," writes Mrs. B. W. Preston of Des Moines, Iowa. "Since I have been keeping house, I have used many cans of Bon Ami, but not wishing to be considered old-fashioned, I think during the past ten years I have used every kind of window and sink cleaner that has been advertised. And there are none like Bon Ami. From now on I am sticking to this *one* cleaner for everything."

* * *

Other household cleansers simply can't compare with Bon Ami. It's such a fine, white powder—yet it *cleans so thoroughly* and *polishes at the same time!* Start now to use Bon Ami for *all* your cleaning.

Bon Ami

the all-purpose household cleanser

"hasn't scratched yet!"

Copr. 1937, The Bon Ami Co.

The Outstanding VALUES for 1937

TO CELEBRATE
CHATHAM'S
60TH ANNIVERSARY
as makers of Fine Blankets

CHATHAM'S ANNIVERSARY ALL-WOOL . . . a stunning blanket, luxuriously soft and warm, made of 100% virgin wool. Priced at about $8.

CHATHAM'S ANNIVERSARY "SPECIAL" . . . a new blanket bound in lustrous silk, in nine beautiful solid colors, nine reversible shades.

ANNIVERSARY "SPECIFICATION" *AIRLOOM* . . . light, warm, strong — Chatham's exclusive *Airloom* weave— Priced at about $6.

New Smart Colors and Weaves —at New Low Prices!

If you have been paying top prices for your blankets, you've demanded superlative quality—comforting warmth—a luxuriously deep nap—smart, rich colors—feather lightness—and the ability to stand up for years of constant service.

And at *new low Anniversary prices* that will amaze you, these Chatham Blankets have them all!

You're sure to like the smart new Chatham colors—hand-picked by a famous interior decorator to harmonize with up-to-date decorative schemes. Rich, deep tones, soft pastel shades—blankets in gorgeous solid colors and in smart "reversible" combinations. And so that you'll know how to take care of them—every *Anniversary* label has washing instructions with *Ivory Flakes*. On the opposite page is a list of merchants featuring these Chatham *Anniversary* bargains now.

THE ANNIVERSARY "SPECIAL" in solid colors or "reversible" shades is packed in a silver gift box and priced at about $5. The approximate prices listed will be higher west of the Mississippi.

The famous CHATHAM box in which are packed the All-Wool and *Airloom* blankets.

$5.00

CHATHAM BLANKETS

Also Chatham Sheets, Pillowcases, Homespuns and Tweeds

And here's where you can buy these beautiful

CHATHAM "ANNIVERSARY" BLANKET VALUES

ALABAMA

Birmingham—Loveman, Joseph & Loeb
Troy—Rosenberg Bros.
Tuscaloosa—Louis Wiesel Dept. Store

ARIZONA

Phoenix—Boston Store
Prescott—The Bashford-Burmister Co.

ARKANSAS

Hot Springs—Massey's Dept. Store
Little Rock—The Gus Blass Co.
Pine Bluff—The Froug Dept. Store

CALIFORNIA

Berkeley—J. F. Hink & Sons
Los Angeles—Barker Bros.
Monrovia—McBratney's
Oakland—Breuner's
Pacific Grove—Holman's Dept. Store
Pasadena—Hertel's
Richmond—John Breuner Company
Riverside—H. F. Grout & Co.
Sacramento—John Breuner Company
San Francisco—City of Paris
San Diego—Grand Rapids Home Furnishing Company
Santa Ana—Rankin Dry Goods Co.
Santa Barbara—Trenwith's, Inc.
Santa Rosa—The White House
Stockton—John Breuner Company
—Katten & Marengo, Inc.
Vallejo—W. R. Carithers & Sons, Inc.
—Levee's Department Store
Ventura—Ventura Dept. Store

COLORADO

Colorado Springs—The Boston Store
Greeley—Greeley Dry Goods Co.
Julesburg—The Brown-McDonald Co.

CONNECTICUT

Ansonia—Henry Kornblut, Inc.
Bridgeport—The D. M. Read Company
Naugatuck—The Kennedy Store
New Haven—The Edw. Malley Co.
Norwich—The Boston Store (Reid & Hughes)
Waterbury—Grieve, Bisset & Holland, Inc.
West Haven—West Haven Specialty Shop
Willimantic—Rhode Island Textile Co.

DELAWARE

Wilmington—Kennard-Pyle Co.

DISTRICT OF COLUMBIA

Washington—The Hecht Co.

FLORIDA

Bradenton—Montgomery-Roberts Co.
Daytona Beach—Yowell-Drew Co.
Fort Myers—M. Flossie Hill Co.
Gainesville—Wilson Co.
Miami—Burdine's
Ocala—Rheinauer & Co.
Orlando—Yowell-Drew Co.
St. Petersburg—The Willson-Chase Co.
Sarasota—Montgomery-Roberts Co.
Tallahassee—P. W. Wilson Co.
Tampa—O. Falk's Department Store

GEORGIA

Augusta—Andrews Bros. Co.
Columbus—J. A. Kirven Co.
Rome—The Fahy Store
Savannah—Leopold Adler

IDAHO

Boise—The Mode, Ltd.
Lewiston—Bratton's

ILLINOIS

Alton—C. J. Jacoby & Company
Belvidere—The Kenyon Company
Champaign—G. C. Willis Co.
Chicago—The Fair Store
—Netcher's Boston Store
De Kalb—M. F. Malone
Dixon—A. L. Geisenheimer & Co.
Elgin—Ackemann Brothers
Freeport—F. A. Read Company
Harvard—The Fair
Joliet—Boston Store
La Salle—C. W. Blakely
Mattoon—Sawin-Jones Co.
Pekin—N. Reuling Co.
Peoria—Block & Kuhl Co.
Quincy—State Street Store
Rock Island—Arthur J. Hause & Co.
Sterling—Wyne Deaver
Streator—Streator Dry Goods Company
Waukegan—Globe Dept. Store
Wenona—Kurrle's

INDIANA

Anderson—The Fair Store
Bloomington—The Wicks Company
Columbus—The White House
Connorsville—A. E. Leiter Company
Crawfordsville—Goodman's Dept. Store
Elkhart—Ziesel Brothers Co.
Elwood—R. L. Leeson & Sons Co.
Evansville—Leo Schear Co.
Fort Wayne—Earl Groth & Co., Inc.
Greencastle—S. C. Prevo Co.
Greenfield—Goodman's Dept. Store
Hammond—Edward C. Minas Co.
Kokomo—W. H. Turner Co.
Lafayette—Loeb's
Lebanon—Adler & Company
Logansport—The Golden Rule
Marion—Leon's
Muncie—Ball Stores, Inc.
Noblesville—The Craycraft Dry Goods Co.
Peru—Senger Dry Goods Co., Inc.
Richmond—The Geo. H. Knollenberg Co.
Rushville—Hall-Thorpe-Goodman, Inc.
Shelbyville—Goodman's Dept. Store
Terre Haute—A. Herz
Union City—The R. Kirshbaum Co.
Valparaiso—J. Lowenstine & Sons
Vincennes—The Gimbel-Bond Co.

IOWA

Ames—The Tilden Store
Clinton—John D. Van Allen & Son, Inc.
Cedar Rapids—Newman's
Council Bluffs—The John Beno Company
Davenport—Petersen-Harned-Von Maur
Dubuque—Roshek Brothers Company
—Stampfer's
Fort Dodge—The Boston Store
Iowa City—Yetter's
Ottumwa—W. H. Cooper & Sons
Sioux City—Pelletier's Incorporated

KANSAS

Atchison—Ramsay Bros. D. G. Co.

KANSAS (*continued*)

Coffeyville—Stephens-Hayes Co.
Concordia—The Brown-McDonald Co.
El Dorado—Levinson's
Emporia—Newman's
Hutchinson—Wiley's
Iola—Ramsay Brothers Co.
Junction City—Cole Bros. Dry Goods Co.
Lawrence—Weaver's
Leavenworth—Ettenson's
McPherson—The Brown-McDonald Co.
Manhattan—Ward M. Keller
Ottawa—James A. Poole Co.
Topeka—C. A. Karlan Furniture Co.

KENTUCKY

Ashland—The Parsons-Faulkner Co.
Danville—The Hub Department Store
Lexington—The Purcell Co.
Shelbyville—Lawson's
Winchester—Vic Bloomfield & Son

LOUISIANA

New Orleans—Maison Blanche

MAINE

Portland—Porteous, Mitchell & Braun Co.

MARYLAND

Baltimore—Hecht Bros.
—Hochschild, Kohn & Co.
Cumberland—Rosenbaum's

MASSACHUSETTS

Beverly—Nutter's Beverly Shop
Boston—Chandler & Co.
Cambridge—J. H. Corcoran & Company
Fitchburg—Parke Snow, Inc.
Gardner—Parke Snow, Inc.
Gloucester—The William G. Brown Co.
Greenfield—Goodnow's
Hudson—Wallace's
Lowell—A. G. Pollard Co.
Malden—The Jones' Stores, Inc.
—F. N. Joslin Company
Marlboro—The William A. Allen Co.
Melrose—The Jones' Stores, Inc.
Milford—Charles E. Cooney
New Bedford—Household Furnishing Co., Inc.
Newburyport—Osgood & Goodwin
—H. W. Pray Co.
Newton—Parke Snow, Inc.
North Adams—Boston Store
Northampton—Hill Bros.
Pittsfield—England Brothers, Inc.
Quincy—Sheridans, Inc.
Roslindale—Parke Snow, Inc.
Roxbury—Timothy Smith Co.
Salem—Almy, Bigelow & Washburn, Inc.
—William G. Webber, Co.
Saxonville—J. W. Parmenter & Sons
Somerville—Parke Snow, Inc.
Springfield—Forbes & Wallace, Inc.
Taunton—E. A. Thomas & Co.
Walpole—A. L. Morse Company
Waltham—Parke Snow, Inc.
Westfield—Albert's

MICHIGAN

Adrian—A. B. Park Co.
Ann Arbor—B. E. Muehlig
Battle Creek—Sterling-Smith Co.
Bay City—W. R. Knepp & Co.
Benton Harbor—The Enders Co.
Cadillac—J. W. Harvey Co.
Detroit—J. L. Hudson Company
Hillsdale—The Buchanan Co.
Holland—Jas. A. Brouwer Co.
Iron Mountain—A. Sackim Co.
Ironwood—O'Donnell-Seamens Company
Jackson—L. H. Field Co.
Kalamazoo—Gilmore Brothers
Lansing—J. W. Knapp Company
Marshall—J. H. Cronin
Muskegon—Wm. D. Hardy & Company
Owosso—The D. M. Christian Co.
Port Huron—J. B. Sperry Company
Saginaw—W. R. Knepp & Co.
South Haven—M. Hale Co.
Wyandotte—A. Loeffler & Co.

MINNESOTA

Fergus Falls—O'Meara's
Minneapolis—L. S. Donaldson Co.
—Powers
Red Wing—The Boxrud Company
St. Cloud—Fandel's
St. Paul—The Emporium
—Schunnemans and Mannheimers
Winona—Bailey and Bailey

MISSISSIPPI

Jackson—Kennington's
Laurel—Fine Bros.-Matison Co.
Natchez—J. J. Cole & Co., Inc.
Vicksburg—The Valley Dry Goods Co.

MISSOURI

Joplin—Newman's
Kansas City—John Taylor Dry Goods Co.
St. Joseph—Townsend, Wyatt & Wall D. G. Co.
St. Louis—Famous-Barr Co.
Sedalia—C. W. Flower Dry Goods Co.
Springfield—The Heer Stores Co.

NEBRASKA

Broken Bow—The Brown-McDonald Co.
Central City—The Brown-McDonald Co.
Fairbury—The Brown-McDonald Co.
Fullerton—The Brown-McDonald Co.
Grand Island—S. N. Wolbach Sons, Inc.
Hastings—The Brown-McDonald Co.
Kearney—The Brown-McDonald Co.
Lexington—The Brown-McDonald Co.
Lincoln—Gold & Co.
McCook—The Brown-McDonald Co.
Minden—The Brown-McDonald Co.
Norfolk—The Brown-McDonald Co.
North Platte—The Brown-McDonald Co.
Wayne—The Brown-McDonald Co.

NEVADA

Reno—Gray, Reid, Wright Co.

NEW JERSEY

Asbury Park—Steinbach-Kresge Co.
Atlantic City—M. E. Blatt Company
Jersey City—H. J. Goodman
Morristown—M. P. Greenberger Co.
New Brunswick—Nathan's, Inc.
Orange—Engel's Department Store
Passaic—Wechsler's
Plainfield—Rosenbaum Bros.
Red Bank—Jacob Yanko
Summit—Root's Dept. Store
Vineland—I. C. Schwarzman

NEW HAMPSHIRE

Claremont—Houghton & Simonds
Franklin—Holmes & Nelson, Inc.
Laconia—O'Shea's
Lebanon—Richardson & Langlois
Portsmouth—D. F. Borthwick
—George B. French Company

NEW MEXICO

Albuquerque—American Furniture Co.
Silver City—Borenstein Bros.

NEW YORK

New York City—Bloomingdale Bros.
—Lord & Taylor
—Stern Brothers
—Wanamaker's Downstairs Store
Albany—W. M. Whitney & Co.
Auburn—The H. R. Wait Co.
Brooklyn—Michaels Brothers
—Namm's
Ridgewood (Brooklyn)—Wolf's Department Store
Bronx—Alexanders
Buffalo—Adam, Meldrum & Anderson Co.
Batavia—Scott & Bean
Dunkirk—The Safe Store
Endicott—The Burt Company
Flushing—Abramson's
Glens Falls—Economy Dry Goods Co.
Hempstead—Franklin Shops, Inc.
Huntington—Asher's Fabric Shop
Jamestown—Nelson's of Jamestown
Newburgh—Burger's
New Rochelle—Ware's
Oswego—George H. Campbell & Co.
Owego—C. C. Noteware and Sons
Riverhead—Jacob Meyer
Rochester—Sibley, Lindsay & Curr Co.
Rome—Nelson's Dry Goods, Inc.
Saratoga Springs—E. D. Starbuck & Co.
Scarsdale—Charles N. Mead Co.
Syracuse—L. A. Witherill, Inc.
Utica—Robert Fraser, Inc.
Watertown—Frank A. Empsall & Co., Inc.

NORTH CAROLINA

Asheville—Ivey's, Inc.
Charlotte—J. B. Ivey & Co.
Durham—Ellis Stone & Co.
Elkin—Sydnor-Spainhour Co.
Elizabeth City—Rucker & Sheely Co.
Fayetteville—The Capitol Dept. Store
Greensboro—The Meyer's Company
Greenville—Blount Harvey Co.
Hendersonville—Patterson's, Inc.
Hickory—The Spainhour Co.
High Point—Harlee's, Inc.
Kinston—L. Harvey & Son Company
Marion—J. D. Blanton
North Wilkesboro—Belk's Dept. Store
Raleigh—Hudson Belk Co.
Statesville—Belk's Dept. Store
Tryon—The Ballenger-Jackson Co.
Waynesville—Massie's Department Store
Wilmington—Foy, Roe & Co.
Wilson—Oettinger's
Winston-Salem—Davis, Inc.
—The Ideal D. G. Co.

NORTH DAKOTA

Fargo—Herbst Department Store
Grafton—W. W. Reyleck Co., Inc.

OHIO

Akron—A. Polsky Co.
Ashland—The Home Company
Barberton—Marshall D. G. Co.
Bellefontaine—The Wissler Dry Goods Co.
Bryan—Uhlman's
Cambridge—Victor H. Rose
Canton—Stark Dry Goods Company
Chillicothe—The W. M. Norvell Co.
Cleveland—The Bailey Company
Dayton—The Elder & Johnston Co.
Defiance—Uhlman's
Dover—E. Fienberg & Company
East Liverpool—D. M. Ogilvie & Co.
Elyria—C. H. Merthe & Co.
Findlay—C. W. Patterson & Son
Fostoria—H. O. Ahlenius Co.
Fremont—Uhlman's
Hicksville—Uhlman's
Kenton—The D. B. Nourse Son & Co.
Lakewood—The Bailey Company
Lancaster—The Chas. P. Wiseman Co.
Lima—Gus Holstine Dry Goods Co.
Logan—The Elberfield Co.
Lorain—Smith & Gerhart, Inc.
Mansfield—The R. B. Maxwell Company
—The H. L. Reed Company
—The Uhler-Phillips Co.
Marion—The Uhler-Phillips Co.
Napoleon—The Meyerholtz Store
Newark—The John J. Carroll Store
New Philadelphia—E. Fienberg & Co.
Norwalk—The Preis Store
Piqua—J. W. Brown Store
Portsmouth—Marting's
St. Marys—Uhlman's
Sandusky—The M. R. Herb Co.
Sidney—Uhlman's
Springfield—The Edward Wren Store
Steubenville—The Hub
Strasburg—The Garver Bros. Co.
Toledo—The Lion Store
Troy—The Steil-Grunder-Dye Co.
Warren—The Halle Bros. Co.
Washington C. H.—The Craig Bros. Co.
Wauseon—Uhlman's
Xenia—Uhlman's
Youngstown—The G. M. McKelvey Co.
Zanesville—The H. Weber Sons and Co.

OKLAHOMA

Ardmore—Perkins-Timberlake Co.
Chickasha—Eagle Mercantile Co.
Enid—Newman's
Frederick—Perkins-Timberlake Co., Inc.
McAlester—Krone's
Muskogee—Durnil Dry Goods Co.
Oklahoma—Harbour-Longmire Company
Okmulgee—Ramsay-Fulford Dry Goods Company
Sapulpa—Katz Department Store
Tulsa—Brown-Dunkin Company

OREGON

Portland—Meier & Frank Co.

PENNSYLVANIA

Allentown—Hess Brothers
Altoona—The Wm. F. Gable Co.
Beaver Falls—Wm. H. Benson
Berwick—Berwick Store Company
Bloomsburg—Leader Store Co., Inc.

PENNSYLVANIA (*continued*)

Braddock—The Famous
Bradford—Rose E. Kreinson, Inc.
Butler—Troutman-Reiber Company
Carlisle—Bowman & Co.
Chambersburg—Nathan's, Inc.
Chester—Tollin's
Clearfield—Leitzinger Bros.
Du Bois—Troutman's
Erie—Erie Dry Goods Company
Franklin—Woodburn, Cone & Co., Ltd.
Greensburg—A. E. Troutman Co.
Hanover—J. W. Gitt Company
Harrisburg—Pomeroy's, Inc.
Jeannette—M. A. Gillespie Co.
Kane—Broadbent-Stitcler Co.
Lancaster—Watt & Shand
Lansford—Bright's
Lewistown—Dank's & Co.
Lock Haven—Smith & Winter
McKeesport—The Famous
Meadville—Crawford County Dry Goods Co.
New Castle—The Strouss Hirshberg Co.
New Kensington—Silverman's
North Wales—H. Feldman
Oil City—The Welker & Maxwell Co.
Philadelphia—George Allen, Inc.
—Lit Bros.
—Stern & Co.
Phillipsburg—Adelman & Ratowsky
Pittsburgh—Boggs & Buhl
—Rosenbaum Co.
Pottsville—Pomeroy's, Inc.
Shamokin—Moser's Store
Sharon—The Sharon Store
—J. M. Willson and Sons
Tamaqua—Seligman's
Uniontown—N. Kaufman's
Washington—The Caldwell Store, Inc.
West Chester—Mosteller's, Inc.
York—The Bon-Ton Department Store

RHODE ISLAND

Newport—The King-McLeod Co.
Westerly—McCormick's
Woonsocket—McCarthy Dry Goods Co.

SOUTH CAROLINA

Anderson—Bailes Company
Charleston—Belk-Robinson Co.
Greenville—Ivey-Keith Company
Greenwood—Gallant-Belk Co.
Greer—W. K. Hill & Co.
Rock Hill—Belk's Dept. Store
Spartanburg—Belk-Hudson Co.

SOUTH DAKOTA

Aberdeen—Olwin-Angell
Pierre—A. E. Lucas

TENNESSEE

Columbia—Anderson Bros. & Foster
Jackson—Holland D. G. & Clo. Co.
Johnson City—King's
Maryville—Proffitt's Department Store
Nashville—The Cain-Sloan Company

TEXAS

Austin—T. H. Williams & Co.
Beaumont—Rosenthal's
Bowie—Perkins-Timberlake Co.
Corpus Christi—M. Lichtenstein & Sons
Dallas—A. Harris & Co.
Decatur—Perkins-Timberlake Co.
Electra—Perkins-Timberlake Co.
El Paso—American Furniture Co.
Haskel—Perkins-Timberlake Co.
Houston—Foley Brothers
Laredo—Aug. J. Richter, Inc.
Lubbock—Hemphill-Wells Co.
Tyler—Mayer & Schmidt
Vernon—Perkins-Timberlake Co.
Waco—Stratton-Stricker
Wichita Falls—Perkins-Timberlake Co., Inc.

UTAH

Salt Lake City—Z. C. M. I.

VERMONT

Barre—The Homer Fitts Co.
Brattleboro—Goodnow, Pearson & Hunt, Inc.
St. Albans—Wm. Doolin & Co.

VIRGINIA

Cape Charles—W. B. Wilson & Son Co., Inc.
Charlottesville—J. D. & J. S. Tilman
Danville—Belk-Leggett Co.
Harrisonburg—B. Ney & Sons
Lexington—Adair-Hutton, Inc.
Lynchburg—D. Moses & Co.
Norfolk—W. G. Swartz Co., Inc.
Petersburg—Rucker-Rosenstock, Inc.
Richmond—Miller & Rhoads
Roanoke—S. H. Hieronimus Co.
Staunton—Augusta Furniture Co.
Waynesboro—White Bros.

WASHINGTON

Aberdeen—Geo. J. Wolff Co.
Everett—Rumbaugh-MacLain, Inc.
Tacoma—Schoenfeld's

WEST VIRGINIA

Bluefield—Bluefield Furniture Company
Charleston—People's Store, Inc.
—Woodrums'
Clarksburg—Watts-Sartor-Lear Co.
Fairmont—J. M. Hartley & Son Co.
Huntington—The Anderson-Newcomb Co.
—Bradshaw-Diehl
Martinsburg—Frank S. Emmert & Son
Parkersburg—Dils Brothers & Co.
Princeton—Santon Bros.
Wheeling—L. S. Good & Co.

WISCONSIN

Beloit—McNeany's
Beaver Dam—Newton & Wenz Co.
Eau Claire—Wm. Samuelson D. G. Co.
Green Bay—H. C. Prange Co.
Janesville—The Golden Eagle (Levy's)
Kenosha—The Barden Store
La Crosse—The Wm. Doerflinger Co.
Manitowoc—Schuette Bros. Co.
Marshfield—McCain-Johnson Co.
Milwaukee—Boston Store
Neenah—The Jandrey Co.
New London—Cristy's
Racine—Mehder Dry Goods Co.
—Zahn's
Sheboygan—H. C. Prange Co.
Stevens Point—Moll-Glennon Co.
Superior—Roth Bros. Co.
Watertown—Chas. Fischer & Sons Co.
Waukesha—The Enterprise
Wausau—Winkleman's Department Store
Wisconsin Rapids—Heilman's

When you equip your radiators with Hoffman Vacuum Valves, you are assured of a pleasant new experience in home comfort. Yet heating cost will be materially reduced!

Your heating contractor merely replaces old radiator air valves with Hoffman *Vacuum* Valves, and tightens up pipe connections. He doesn't even put out the fire—without the least disturbance your heating plant is converted to a modern *vacuum* system.

Hoffman Vacuum Valves produce a *vacuum* in the pipes and radiators by discharging and *locking out* heat-resisting air. Once the system is cleared, steam is generated at lower temperatures and circulates more freely. That's why a Hoffman Vacuum System saves fuel and heats up so quickly in the morning. Hoffmanized Radiators hold their heat, too, for long periods after steam pressure drops—just like a vacuum bottle.

So insist on Hoffman *Vacuum* Valves, as they alone have the Double Air Locks which mean greatest operating efficiency. They also have the Hoffman Six Speed Venting feature, enabling you to heat all rooms uniformly.

The whole story of Hoffman Vacuum Heat is explained in an illustrated booklet, sent free upon request. Use the coupon.

HOFFMAN
VACUUM VALVES

SEND FOR THIS FREE BOOK!

HOFFMAN SPECIALTY CO., Inc.
Dept. AH-11, Waterbury, Conn.
Send at once your booklet "More Heat from Less Fuel."

*Name*_____
*Address*_____
*City*_____ *State*_____

CONSULT YOUR HEATING CONTRACTOR AS CONFIDENTLY AS YOU WOULD YOUR DOCTOR

E. J. Sellard

Duncan Phyfe chairs and table; server, French Provincial

where a large mahogany log, thoroughly weather seasoned, was obtained. More books and magazines on period furniture were ordered, and the venture was well under way.

Furniture, contemporary or modernistic, artistically displayed in shops and in magazine advertisements held no charm for us, but we haunted antique shops and studied all we could find pertaining to cabinetmaking in the days of such masters of the art as Sheraton and Heppelwhite, Adam Brothers and Duncan Phyfe, who gave to the eighteenth century designs in furniture that were simple, beautiful, and enduring.

Duncan Phyfe was and is our favorite. No other, in our opinion, has quite achieved such elegant simplicity of line and contour as that creative Scotchman. It is not surprising then that the first large piece of furniture attempted was a Duncan Phyfe sofa. With reeded front rail and hand-carved legs, upholstered in blue damask with a small Colonial design, it gave our living room an air of distinction it had not known before. We "went"

Queen Anne toilet table in maple; removable mirror set is inlaid with mahogany

At left: A dignified group for the hallway. Notice the intricate carving on mirror and the delicacy of the spool-type table

Duncan Phyfe too in the dining room. The table is copied from an early Duncan Phyfe tilt-top, with beautifully reeded sides and legs. The chairs are Duncan Phyfe style, having lyre backs in the true Phyfe manner, and hand-carved top rail. After much deliberation we

"I'M ALL THROUGH BEING A WISE GUY"

WILL it take a bad accident—perhaps a tragedy—to convince you, too, that there is no such thing as a blowout-proof tire? The truth is, any tire will let go under certain conditions. The only sure protection against this constant danger is LifeGuard* Tubes—Goodyear's great invention that makes a *bead-to-bead blowout as harmless as a slow leak!*

A "tire" within a tube

It's simple when you know why. Inside the LifeGuard Tube is a patented two-ply reserve "inner tire." Casing and outer tube can blow wide open, yet this inner chamber retains enough air to hold up the tire—to keep the car on the road without swerving. It prevents that sudden lurch that throws a car out of control; *gives you time to slow down to a safe, sure, bee-line stop.*

In thousands of tests LifeGuards have proved their dependability. They have saved hundreds of lives; prevented thousands of accidents. Better see about them today at your Goodyear dealer's or Goodyear Service Store — *you can't buy better protection to save your life.*

GOODYEAR
LifeGuard **Tubes***

TAKE THE TERROR OUT OF BLOWOUTS

This remarkable safety tube consists of a reserve two-ply inner tire *inside* the regulation tube, both inflated by the same valve. When the casing blows out only the outer tube lets go. The inner tire holds enough air to support the car without lurching until you can come to a safe stop.

FOR PASSENGER CARS TRUCKS · BUSES

"My right front tire blew out while traveling fast on a high-banked road with a cable fence," reports Mr. T. K. Thompson, Minneapolis distributor of Highway Trailers. *"I am positive I could not have kept the car from going through the fence if it had not been for the LifeGuard Tube holding up the tire . . . . . .*

"I WOULDN'T DRIVE ANOTHER MILE WITHOUT LIFEGUARDS"

***LIFEGUARD** *is a trade-mark of The Goodyear Tire & Rubber Company, Inc., and is protected by patents applied for*

"SEEING THE *Armco* TRIANGLE WAS LIKE MEETING AN OLD FRIEND"

"When the funeral director told me the casket and vault were made of ARMCO Ingot Iron and showed me the familiar ARMCO triangle, it was like meeting an old friend at a time when I needed reassurance.

"I know that triangle well. I've seen it on the finest metal products. I know it means strength and durability and protection.

"It gave me confidence in the funeral director too. A man who sells a good product is a man you can rely on . . . and you'll find, when you're faced with the same difficult duties, that a reliable funeral director can lighten the burden a great deal."

Nearly every one is served every day by some product made of ARMCO Ingot Iron. Look for the ARMCO triangle when you buy.

ARMCO

THE AMERICAN ROLLING MILL COMPANY
MIDDLETOWN . OHIO

decided on a French Provincial server for the dining room also, and were delighted to see how admirably it lends itself to close association with Duncan Phyfe. The legs are dainty and well turned, and the open space beneath the drawers forms a nice place for some old plates to be displayed to good advantage.

The secretary is Sheraton, and cabinetmaking almost went into the discard there; so much detail work went into the fitting of the small drawers, and the shadow carving on the bonnet top seemed so laborious! But, thanks to the cardinal virtues of patience and perseverence, it was finally completed and we felt more than recompensed for all the mental and audible groans involved in its construction. Then I wanted a wing chair, a very old one. Many types were studied until we found just what we wanted, a photograph of an old John Quincy Adams wing chair. Too severe, some thought, but when completed with hand-turned cabriole legs and spade feet, and upholstered in a small sedate, dark Colonial pattern, its sturdy charm and quaintness give character to the room.

For the very simple reason that we saw the photograph, liked it, and wanted one like it, the Louis 16th chair came next. Had we stopped to reckon with the hours of patience it would require to complete the intricate carving in Grecian scroll, oak leaf, and laurel leaf designs, perhaps it would have given us pause. But we didn't stop, and when completed, I unexpectedly ran across a piece of imported brocatelle in dull gold for its upholstering, which gave it its final touch of dainty elegance.

The spool Canterbury table was modified slightly to meet modern requirements by making a place for magazines in the bottom. The gate-leg table is a copy of a very old one, dating back to 1675. The Queen Anne coffee table has a top of crotch mahogany, with sides and legs hand-carved in shell pattern, and ball and claw feet also carved by hand. This cannot be properly appreciated by anyone who does not know just how hard Florida mahogany is. It is very much heavier and harder than any other of the well known types of mahogany. The eighteenth century mirror was also made by hand. The Jacobean chair is hand carved, and the wooden seat is pegged down with wooden dowels. These are all of mahogany, as well as the Early American lamp glimpsed in the study beside the Windsor rocker.

Wild tamarind is another wood native to the keys and hummocks of the South Florida peninsula. It is decidedly brown in color, and there is some similarity between it and walnut. So for variety the four-post bed was evolved from this wood, as were the Sheraton chest of drawers and the Sheraton kidney-shaped dressing table. This too was difficult because the curved sides were made of solid pieces of wood doweled together instead of veneer construction. The legs are inlaid with maple as well as the top surface of the dressing table. The trestle-foot mirror is adjustable. We went back to Duncan Phyfe for the small bench for the dressing table.

For many months I had carefully preserved a copy of THE AMERICAN HOME containing a picture of twin spool beds and a small trestle-foot bedside table, and now we deliberated at length as to what wood we would use for its construction. Maple was agreed upon, drawings were made from the picture and the beds were soon under way. The spools were turned by an experienced wood turner, and as nearly as we can judge are perfect replicas. A Queen Anne toilet table with a removable mirror set inlaid with mahogany was made of maple also, and an Early American pine chest was copied, both for its utility and good looks.

No stain or commercial finish was used on the mahogany and wild tamarind furniture. An antique finish was given by applying a coat of boiled linseed oil, allowing it to soak in and dry thoroughly, and then rubbing with beeswax to a dull, soft sheen. The

[*Please turn to page 100*]



Maple was used for these spool beds and the trestle-foot table

Is he hurt?
Her first thought is for her husband's safety—but if the accident proves fatal
how will she meet the sudden expenses?
what will become of the children?
where can she look for income?
LIFE INSURANCE answers such questions in advance. It can be to you and your family a true and dependable friend.
THE PRUDENTIAL HAS THE STRENGTH OF GIBRALTAR
The Prudential
INSURANCE COMPANY OF AMERICA
EDWARD D. DUFFIELD, President © Home Office, NEWARK, N. J.

Whitehead plans YOUR Kitchen to suit YOU

Range in the kitchen illustrated above supplied by General Electric Co.

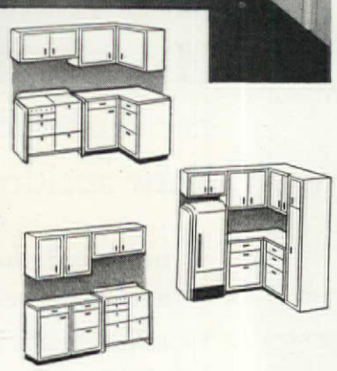

Sink, shelves, drawers and cupboards—placed just where you want them

YOU become a dictator—when you decide to have a Whitehead-planned kitchen. You can be absolutely imperious about the placing of cabinets.

You can demand—and get—a Monel sink that fits your wall space like a key slipping into its lock.

There are two reasons why the Whitehead dealer is able to satisfy you so completely—and save you money while doing so. First, he's ready to supply you with 42 different sizes of Whitehead standardized steel wall and base cabinets. They start at $14.50.

Second, he offers 57 different models of Whitehead Monel sinks — the loveliest and most practical sinks since washing was invented. Monel is easy to clean and hard to injure—it's chip-proof, crack-proof, accident-proof. These sinks start at $41.00. Some of them are available in any length from 41 to 168 inches *in fractions of an inch.*

With all these types and sizes, it's no trick at all for the Whitehead dealer to fulfill your dictatorial demands—to give you ready-made equipment that fits as if tailored to order — to make your kitchen a miracle of modern efficiency and beauty, with all units matching in silvery Monel. The coupon will bring you the name of the nearest Whitehead dealer—and a free copy of an interesting booklet on kitchen planning.

Monel sinks and Whitehead cabinets are available with a wide variety of special equipment such as this General Electric dishwasher.

AH 11-37

HOUSEHOLD DIVISION
WHITEHEAD METAL PRODUCTS CO.
OF NEW YORK, INC.
304 Hudson Street, New York, N. Y.

☐ Send me name of the nearest Whitehead dealer.
☐ Send me the Whitehead booklet on kitchen planning.

*Name*_____

*Address*_____

*City*_____ *State*_____

New fall bedding

Celanese taffeta in rich colors is combined with a dainty print in a down-filled comforter. Burton-Dixie Corp.

Old Master's Asso'ts, Inc.

Quilted lambswool-filled comforter above, of Celanese faille taffeta. Carlin Comforts. Left, chenille bedspread in two shades of rust. Everwear Candlewick Corp.



Right, top: Chatham's "Specifications" Airloom blanket, which comes in ten lovely colors. Below it, Kenwood's new "Desert Throw," in multi-color plaid, a perfect extra blanket

Below: Cotton jacquard spread, ball fringe, Early American design. Bates



Demarest

Above: Flowered percale, bordered in solid color, and down-filled, makes a comfortable quilt for cold nights. Palmer Bros. Co.

Fringed lace net spreads, simulating lovely old-fashioned hand-crocheted covers, are new at Quaker Lace Co.

THE THERMOSTAT SERVED ITS TIME WELL

But MODERN COMFORT *demands* ACRATHERM STABILIZED HEAT

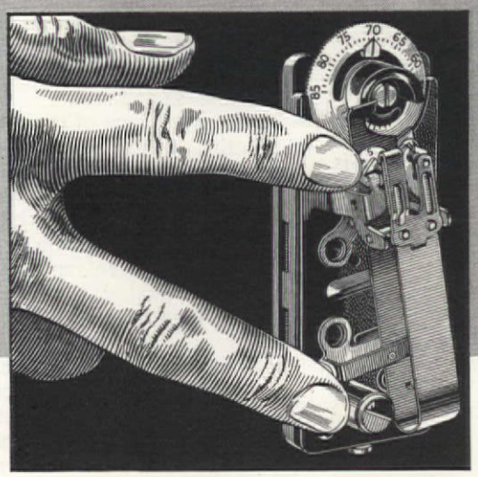

THE ACCELERATOR

at tip of lower finger, working in harmony with the two contacts shown above opens and closes the exclusive Accelerator circuit, giving Acratherm the power actually to sense indoor temperature changes before they occur, and prepare your heating system to meet them. The result is new automatic comfort . . . Stabilized Heat—possible only with Acratherm.



THE DA-NITE ACRATHERM

The Da-Nite Acratherm has convenient night shut-down for fuel saving, with automatic return to day temperature.



THE ACRATHERM

The plain Acratherm is the same as the Da-Nite Acratherm without night shut-down.

THE CHRONOTHERM

The Chronotherm requires no manual attention either for day comfort or night shut-down.



SEND FOR THIS BOOK...IT'S FREE

You will be interested in the booklet, "And Then We Turn On The Heat." It gives all the facts about "Acratherm Stabilized Heat." Send for your free copy.

MODERN automatic heating has revealed the shortcomings of the ordinary thermostat. Efficient as it was, the conventional thermostat could not prevent that chilly feeling often experienced, even when the thermometer registered "warm enough." Nor could it stop overheating during mild weather. But the Minneapolis-Honeywell Acratherm, with its uncanny accelerator, does both. It actually senses temperature changes before they occur and speeds up the heating system to meet them. It literally irons out heat fluctuations in any modern heating system by automatically adjusting the length and number of burner operations to supply heat in response to changes in outside weather. Short, frequent burner operations in cold weather, less frequent operations in mild weather produce Stabilized Heat. No thermostat without the Acratherm Accelerator can do this. Therefore, when you install Automatic Heating or modernize your present equipment, insist that it is Acratherm Controlled. Minneapolis-Honeywell Regulator Company, 2736 Fourth Avenue South, Minneapolis, Minn. Branch and distributing offices in all principal cities.

SUMMERIZE
YOUR HOME FOR WINTER COMFORT
with AUTOMATIC HEATING and AIR CONDITIONING
SEE YOUR DEALER NOW!

AUTOMATIC CONTROLS MH

MINNEAPOLIS HONEYWELL
REGULATOR COMPANY

You don't want rusty water here—

or here

What a satisfaction . . . what an aid to health . . . to have plenty of clean, *rust-free hot water!* How easy and economical it is to get it, and avoid the unpleasant "rusty" kind, with a tank of lifetime EVERDUR Silicon Bronze.

EVERDUR is rustless as copper . . . strong as steel. More than 50 makers of automatic heaters and range boilers standardize on EVERDUR for non-rust tanks. Laundries, too, whose business *depends* on clean hot water, choose this famous Anaconda Metal for their large storage heaters.

See your plumbing contractor or gas or electric company about *clean* hot water from a tank of lifetime EVERDUR Silicon Bronze. 37112A

P. S. And for non-rust piping, get Anaconda Copper Tubes or Brass Pipe.

FREE! "Copper, Brass and Bronze in the Home" tells more about EVERDUR and other durable, money-saving Anaconda Products for *your* home. Write for a copy.

A tank of non-rust EVERDUR Silicon Bronze means CLEAN hot water always

EVERDUR is a trade-mark of The American Brass Company, registered in the U. S. Patent Office.

ANACONDA from mine to consumer

Everdur Metal

RUSTLESS AS COPPER . . . STRONG AS STEEL

THE AMERICAN BRASS CO., General Offices: Waterbury, Conn.

Offices and Agencies in Principal Cities. In Canada: Anaconda American Brass Ltd., New Toronto, Ont.

"Okaga"—south wind to you!

JEAN HOLLOWAY

ARID states of the South and West have become water-minded, as flood control and irrigation projects sprinkle the map with pin-point dots indicating artificial lakes. And while from such unlikely inland locations as Dallas and Oklahoma City spring a new crop of snipe and outboard motor champions, the rank and file of the outdoor-loving populace of the Southwest have discovered new recreations and new vacation sites close to home.

Typical of the cabins of the Southwest, where the emphasis is on escape from near-tropical suns, rather than from icy blasts, is "Okaga" (the Sioux word for south wind), perched high on a sixty-foot bluff overlooking new Lake Brownwood.

From wide-flung casement windows to interior details of serapes and Indian relics, its design and materials are indigenous to its locality. The lodge is constructed of slabs of moss-covered native rock, laid back to back to form a foot-wide wall, both exterior and interior surfaces being left in the natural finish, with three eighths-inch rake joints. The sizes of the pieces used are irregular, varying from a few inches square to four- and five-foot slabs.

The fireplace is lined with a fire-resisting rock, and the mantel and chimney are made of selected stones of the type used in the walls. The surface within a radius of a few feet of the firebox is treated with two coats of clear shellac to prevent the mossy growth, which is the chief charm of the walls, from being killed by heat. Elsewhere, the moss obtains sufficient moisture from the air to maintain life, and continues to grow, imperceptibly replacing itself with fresh gray-green fungus, exposing the blacks, browns, and reds of the native stone.

The floor is four-inch reinforced concrete, poured in 8′ x 8′ sections, with concealed joints. Tinting matter was mixed with the concrete topping to afford a harmonious blend with the colors in the walls, and then troweled to a suitable smoothness.

The heaviest item of expense in the entire construction was the eighty-two sacks of cement used in floors and mortar mixtures. But the expense is justified by the ease with which a broom and a bucket of water remove all traces of muddy boots and dripping bathing suits. Also, the entire construction has thus been made of such substantial character that fifty years hence it should show little deterioration. The hearth and terrace are of irregular flagstones bedded in sand and set with concrete mortar.

[*Please turn to page 100*]

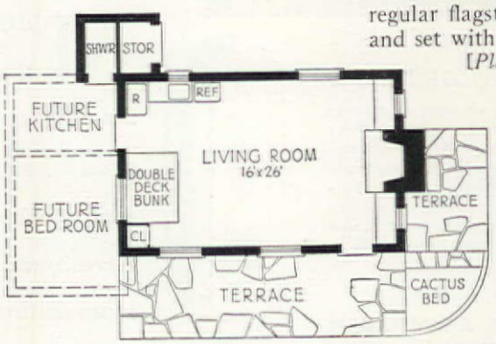

The design and materials of "Okaga" (south wind) are indigenous to its particular locality

Something nice to come home to . . .

Firth Rugs

★ A wife who's happy to see you again . . . a dog that's delirious with delight . . . a home that's lovely and comfortable. That's the kind of home a Firth rug fits into!

For Firth rugs are as cheerful as they are practical—as easy on the eyes as they are on the pocketbook. Lovely rugs are no longer a symbol of wealth, but of discrimination and taste. Firth takes pride in bringing fine rugs to the modern home of moderate means.

Take the rug illustrated, for example. It combines all the improvements of modern looms with the charm of primitive handcraft. We call the pattern (in the big rug) "Antique Damask." Its mellow tones on a background of rose-rust and cedar color gracefully liven your room.

All of the rugs shown are part of Firth's "Provincial Homespun" group. Of sturdy, deep-pile Firthminster weave that wears and wears. And all come in a full range of room sizes. All are moderately priced. Ask to see them at your dealer's.

Copyright 1937, Firth Carpet Co.

FIRTH CARPET COMPANY

295 FIFTH AVENUE, NEW YORK · MERCHANDISE MART, CHICAGO

FIRTH CARPET CO.
295 Fifth Avenue, New York

Gentlemen: I would like to look at all of your "Provincial Homespun" rugs. Will you please send me the booklet that shows me the patterns, and tells me about them?

Name _____

Address _____

City _____ State _____

Check here ☐
Please tell me where I can see these and other Firth rugs.

CHEFS SAY: Most restaurants use Aluminum cooking utensils because they are easiest to care for, and last longer. They preserve food flavors and colors, make the food taste better.

DOCTORS SAY: Most leading hospitals use Aluminum utensils.

ENGINEERS SAY: This metal conducts heat faster than most other utensil materials. Aluminum utensils cook quickly and evenly. They save on fuel bills because you turn the heat lower.

DIETITIANS SAY: To preserve food values, and for wholesomeness, depend on Aluminum. Foods cooked in it retain the maximum amount of vitamin C.

Seven out of eight of the homes of America depend on Aluminum to provide these natural advantages, in sturdy utensils designed for everyday convenience.

For over 36 years "Wear-Ever" has been the standard. Look for the famous trade-mark on each utensil.



WEAR-EVER ALUMINUM TRADE MARK REG. U.S. PAT. OFF.

"Wear-Ever"

ALUMINUM COOKING UTENSILS

MADE IN NEW KENSINGTON, PENNA.

The Standard of Quality for over 36 years

Natural history in a living-room window

VINETTE HOOVER JORDAN

MY FRIENDS are very enthusiastic about my window-box and, as it is such a pleasure to me, I want to pass along the idea. Even though it is not original with me, I can claim a different planting and arrangement.

The window-box was here when we bought the house. As a matter of fact, we bought the window-box, and the rest of the house, being attached, came with it.

I have seen plant windows and pictures of plant windows, but only one that was anything like mine. In it the use of low cactus plants, rather than the high ferns that fill mine, created an entirely different effect. My box is, of course, all on the inside. It is approximately four yards long by twenty-six inches wide, and rises nineteen inches from the floor. It takes in one large window and two small ones and has a southern exposure.

In selecting plants, I had to get something that liked the sun and at the same time would not freeze next to the frosty windows. The asparagus fern *(Asparagus plumosus)* is by far the most satisfactory thing I have tried, as the vines grow yards and yards in length, the leaves are lacy and feathery, and the foliage fills the space entirely from soil to ceiling.

I tried for some time to find something that would flower, but have long since given that up as everything goes to plant rather than to bloom. My family in California could not tell a taller story of geraniums, and now an avocado is well on its way to push through the top; however, it is just an experiment, and adds nothing to my greenery.

To get something that would grow high was not my problem, but it took years to find something of low growth habit that would cover the soil. It is almost entirely grown over now with a plant that has more names than a Russian count. Some of the more familiar are Japanese moss, old man's wig, and babies' tears, but I believe its botanical name is Helxine. (Correct — Helxine soleiroli, to be exact.—Ed.)

One corner of the box is given over to a tiny rock garden, made up of stones gathered by my naturalist son. This is a never-ending joy to the children of the neighborhood. A bridge, made during early school days, crosses a mirror pond, where there are swans, ducks, and fish. In the undergrowth there are goats, lambs, monkeys, and things that have never existed anywhere.

My two sons have thought this sunny spot an excellent incubator, and many creeping, crawling things have first seen the light of day among the plants. Mother has drawn the line on snakes, and only in the cause of the advancement of science has she tolerated the praying mantis. Yet it was a great satisfaction to prove that five hundred of the creatures came out of one egg mass, and decidedly exciting to learn that the adults were wonderful fighters in spite of their piety. Then, too, many a beautiful moth has come out of its cocoon too early to find a mate, and has dried its wings as it hung from a long leaf. The friends that like me the best are the spiders. If I destroy a web, I discover a bigger and better one in its place the next morning; hence I find that, among the fastidious, I have no rating as a housekeeper.

The window-box adds a great deal to the room. Out-of-town guests think we have "fixed up" for their visit. Strangers coming in at Christmas ask if we have brought in the green for the holidays, and, as it can be seen from the front door, in nine cases out of ten we find ourselves engaged in a discussion about plants even before hats are removed.



IT MAKES no difference if your carefully laid plans for saving have been upset during the past few years. It makes no difference if you are worth half as much today as you were.

Now, by merely following a simple, definite Retirement Income Plan, *you can arrange to quit work forever fifteen years from today with a monthly income guaranteed to you for life.*

Not only that, but if you should die *before* that time, we would pay your wife a monthly income as long as she lives. Or, if you should be totally disabled for six months or more, you would not be expected to pay any premiums that fall due while you were disabled, and you would receive a disability income besides!

$250 a Month beginning at age 55

Suppose you decide that you want to be able to retire on $250 a month beginning at age 55. Here is what you can get:

1. A check for $250 when you reach 55 and a check for $250 every month thereafter as long as you live.

This important benefit is available alone; but if you are insurable, your Plan can also include:

2. A life income for your wife if you die before age 55.

3. A monthly disability income for yourself if, before age 55, total disability stops your earning power for six months or more.

It sounds too good to be true. But it is true, for the Plan is guaranteed by a reliable old company with over half a billion dollars of insurance in force.

If you want to retire some day, and are willing to lay aside a portion of your income every month, you can have freedom from money worries. You can have all the joys of recreation or travel when the time comes at which every man wants them most.

The Plan is not limited to men of 40. You may be older or younger. The income is not limited to $250 a month. It can be more or less. And you can retire at any of the following ages you wish: 55, 60, 65, or 70.

How much does it cost? When we know your exact age, we shall be glad to tell you. In the long run, the Plan will probably cost nothing, because, in most cases, every cent and more comes back to you at retirement age.

Write your date of birth in the coupon below and mail it today. You will receive, without cost or obligation, a copy of the interesting illustrated booklet shown below. It tells all about the new Phoenix Mutual Retirement Income Plan and how it works. Send for your copy of the booklet now. The coupon is for your convenience.

ESTABLISHED 1851

PHOENIX MUTUAL

Retirement Income Plan

GUARANTEES YOUR FUTURE

Copr. 1937, P. M. L. I. Co

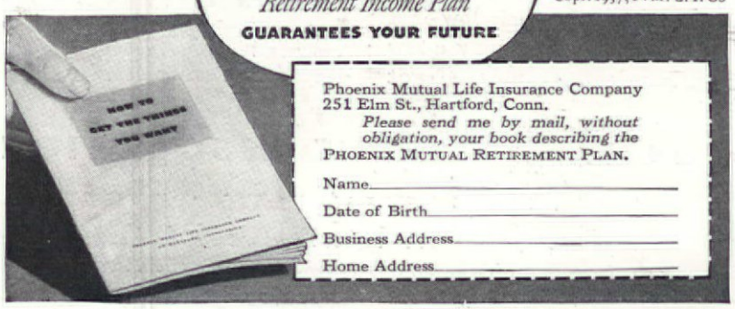

Phoenix Mutual Life Insurance Company
251 Elm St., Hartford, Conn.
Please send me by mail, without obligation, your book describing the PHOENIX MUTUAL RETIREMENT PLAN.

Name_____

Date of Birth_____

Business Address_____

Home Address_____

Concrete home of Victor M. Jones, at Ossining, N.Y. Architect: Frederick Mathesius, Jr., New York City. Builder: Ben Palombo, Ossining, N.Y.

MILLIONS are thronging to automobile shows to see the latest achievements of this progressive industry.

To see the most advanced ideas of the home building industry, you have only to visit any residential district where modern *concrete* homes are being built.

Firesafe—enduring—thrifty

Fear of fire has been banished from these houses with their concrete walls and floors.

Fear of high upkeep expense need not exist for the owners of these rigid, enduring structures.

Charm and character these homes have in thrilling measure, notwithstanding their low first cost. You need pay only a few dollars a month more to get concrete, and this small extra cost is soon repaid by savings in upkeep.

Warm in winter, cool in summer, impervious to termites and decay—the concrete home is the home of 1938 and the years beyond. Let us send you our interesting booklet of design ideas.

HOW TO GET A CONCRETE HOME

Get the right builder. Ask a local concrete products manufacturer or a concrete contractor to name builders, realtors and architects experienced in concrete. Tell them that you want concrete floors (any floor covering you wish), concrete walls and a firesafe roof.

Buy your home as you would buy a new car—on a basis of advanced construction and sound value as well as appearance—and your home will be concrete, the fastest-growing accepted type of home construction.

PORTLAND CEMENT ASSOCIATION

Dept. 11-5, 33 W. Grand Ave., Chicago, Illinois

A national organization to improve and extend the uses of concrete through scientific research and engineering field work.

Raising the roof

The story of the remodeling of the bungalow home of Mr. and Mrs. J. H. Majesky, at Wheeling, W. V.

WE ARE an average American family — father, mother, son, daughter, and maid—and we lived in the bungalow type of house that one sees everywhere throughout the country. We were particularly fond of ours because it was splendidly located, with a glorious view of the West Virginia Hills, and had a swimming pool and other outstanding features which we were reluctant to leave. But there was no question about it; we were quickly outgrowing the house and were especially in need of another bath and more closets.

So we made up our minds to see if the five rooms, bath, and finished half-story, consisting of two small bedrooms and a playroom, could not be remodeled to give us the space we needed. We considered that the foundation and the roof were large, and thought these advantages would make it possible to get exactly what we wanted.

Many plans were submitted. Most of them were too expensive, because they called for a complete remodeling of the five-room bungalow into a first floor with enlarged half-story, which of course meant a new roof. Finally, we ourselves conceived the idea of raising the house to the height of a second story, thus leaving the old roof and the bath as they were, but giving us a completely new first floor. After consultation with contractors, we found that the plan was completely practical and that it could be worked out at a satisfactory cost. So we went to work.



People came from far and near to see the unique process of jacking up an existing house and building a new section underneath it. We left the foundation as it was, and decided to make the front of the new first floor of brick, while the second story, or old house, retained its original frame structure.

TO THE MAN WHO PLANS HOME HEATING ...AIR CONDITIONING

Before you decide on any Heating or Air-Conditioning Equipment Read these facts:

REMEMBER...you have to *live* with the heating equipment you buy! It means a lot to your comfort, your health and *your pocketbook*, to make sure that you get every modern heating feature!

Airtemp invites you to compare its air conditioners, its oil burners, its boilers, with any on the market.

You'll find that Airtemp has many exclusive, Chrysler-designed features that mean greater economy and dependability. Read the facts on this page. Mail the coupon for more details. *Be sure* before you buy!

CHRYSLER'S AIRTEMP *WINTER* 1 AIR CONDITIONER

COMPLETE WINTER AIR CONDITIONING AT THE COST OF HEATING ALONE!

CHRYSLER'S AIRTEMP presents the greatest heating and air conditioning unit ever built for private homes...the Airtemp Winter Air Conditioner!

Filters, humidifies, circulates and heats the air...*at the cost of heating alone!*

Available in oil and gas burning models. Four sizes—for homes from $5,500 up. Mail the coupon for more details.

1 *Automatic Humidifier* adds correct amount of moisture to the air...for better health, greater comfort!

2 *Oversize Filters* remove dirt, soot, pollen, from the air you breathe.

3 *Extra-Surface Heat Chambers* extract *all* the heat from *all* the fuel.

4 *Airtemp's "Suspended" Fire Box* permits air to flow under box as well as on sides. More *direct* heating surface.

5 *Airtemp's Thrifty Oil Burner*...produces the most dependable kind of heat at the lowest possible cost.

6 *Big Fan* handles large volume of air. Dynamically balanced by electric eye at factory. Utterly quiet in your home.

7 *Heavy, One-Piece Steel Base.* Eliminates the need for a special foundation.



8 *All Sheet Metal Surfaces "Bonderized"*—protected by the same exclusive, patented process used to prevent rusting of modern automobile finishes.

CHRYSLER'S AIRTEMP *THRIFTY* 2 OIL BURNER

UP-TO-DATE HEATING PLUS BIG SAVINGS!

THIS GREAT Airtemp Burner brings you modern automatic oil heat at the lowest cost!

It's designed to get all the heat from every gallon of fuel...to cut operating and upkeep costs to the bone...to give long service!

It's suited for new or existing homes. Ideal for converting old-fashioned heating equipment. Mail coupon for full details!

1 *Clean-Burning Nozzle*—Made of stainless steel . . . non-corrosive. Wastes no oil. Will not smoke.

2 *Whirlwind Oil Mixer*—Mixes oil and air for best combustion.

3 *Automatic No-Waste Carburetor*—Prevents wasteful "after-drip" at nozzle when burner shuts off.

4 *Focused Flame*—Makes it possible to adjust flame of the Airtemp Thrifty Oil Burner to fit various sizes and shapes of fire boxes. No overheating or underheating. Saves on fuel!

5 *Long-Life Duprene Coupling*—Eliminates wear on pump and motor. Greater dependability.

6 *Oversized Motor*—Totally enclosed. Costs no more to run. Operates smoothly, quietly.

7 *Balanced Base*—Heavy enough to properly balance weight above it. No top-heaviness. No vibration.

Airtemp Power-Saver—Current turned on automatically only as needed.

Dependability—No complicated mechanism. Motor, fan and pump operate on one shaft. This means *longer life.*



CHRYSLER'S AIRTEMP *THRIFTY* 3 BOILER

A TRULY MODERN, long-life boiler! Gives you all of the latest developments in automatic heating. Oil and gas burning models. Mail coupon for more facts.

JUST LOOK AT THESE ECONOMY FEATURES

1 *Special "Island" Combustion Chamber*—surrounded by water. Increases heating surface. Saves on fuel.

2 *Heat Economizers*—Vertical and horizontal flue passages which extract the last usable heat unit from fuel.

3 *Quick-Heat Water Passages* conserve fuel ...heat your house in a jiffy.

4 *Boiler and Burner Completely Enclosed* in an attractive, heavy steel cabinet.

5 *Special Lining* of indestructible asbestos prevents loss of valuable heat.

6 *Sealed doors* and sections assure air-tight construction...for greater dependability and economy.

7 *Built-in Hot Water Coil* supplies plenty of hot water...the year round.

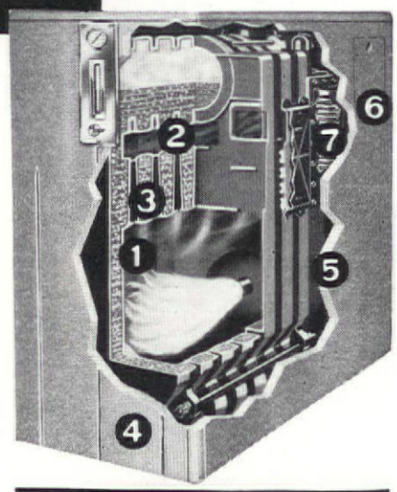

BUDGET PAYMENT PLAN

Easy terms arranged. Ask your Airtemp dealer about this convenient plan.

MAIL THIS MONEY-SAVING COUPON

AIRTEMP, INCORPORATED (Dept. A.H.II)
Dayton, Ohio

Gentlemen: Please send me the details on (check which)

☐ Airtemp's Oil Burner
☐ Airtemp's ( ) Oil
( ) Gas Burning Boiler
☐ Airtemp's ( ) Winter ( ) Summer
( ) Year-Round Air Conditioning

Name _____

Address _____

City and State _____

CHRYSLER'S AIRTEMP

HOME HEATING AND AIR CONDITIONING

Colonial Williamsburg
INCORPORATED
APPROVED REPRODUCTIONS
C W



Williamsburg Craft House Welcomes You

Restored Williamsburg Reflects an Era of Gracious Living

The Restoration of Colonial Williamsburg has assembled a collection of antique furniture and furnishings of the XVIIIth Century ... magnificent in beauty. Many of these are now painstakingly reproduced by licensed manufacturers. In the Craft House at Williamsburg you are cordially invited to see the complete collection of approved reproductions of furniture, paint colours, Queen's Ware, silver, fabrics, hand-wrought iron, pewter and brass, lighting fixtures, old prints and other articles that are on sale.



For your protection, all reproductions made by licensed manufacturers and approved by the Restoration bear this hall-mark. If they do not bear it, they are not authorized reproductions.

C W

To make these fine reproductions more easily available, the following retail stores are also offering them, exhibited in rooms copied from those in Raleigh Tavern:

Boston ..... Jordan Marsh Co.
Buffalo ..... The Wm. Hengerer Co.
Chicago ..... Marshall Field & Co.
Cincinnati ..... The A. B. Closson Jr. Co.
Cleveland ..... The Halle Bros. Co.
Detroit ..... The J. L. Hudson Co.
Indianapolis ..... L. S. Ayres & Co., Inc.
Los Angeles ..... Bullock's
Newark ..... L. Bamberger & Co.
New York ..... James McCutcheon & Co.
Philadelphia ..... Strawbridge & Clothier
Pittsburgh ..... Kaufmann's Department Store, Inc.
St. Louis ..... Scruggs-Vandervoort-Barney, Inc.
Washington ..... Woodward & Lothrop
Williamsburg ..... The Craft House

Send 10c in stamps for illustrated brochure of reproductions approved by the Restoration

WILLIAMSBURG CRAFTSMEN, INCORPORATED
Williamsburg, Virginia

On the new first floor, we insisted upon having plenty of closet space and, as the plans show, we succeeded in getting a generous hall, with two closets for coats and the usual impedimenta that go with a family of this size. In addition we were able to work in a small lavatory, which opens both from the hall and from the maid's room, thus serving two purposes. Directly back of the hall is a living room of really splendid proportions, about 16 x 28, with a lovely bay window looking out onto the garden, and a covered porch directly off it. We built a fireplace in this room, something we had always wanted, and were able to center it on the long outside wall, so that it would be a simple matter to arrange our furniture. The window on one side of the fireplace was built down to the floor, to match the door on the other side leading to the porch.

Old plan

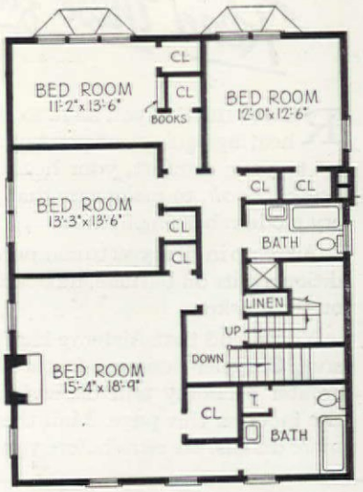

Remodeled—now the second floor

Adjoining the living room, also on the garden side of the house, we achieved a dining room such as I have always wanted, almost square, with another bay window, and with built-in corner cupboards. Between this and the kitchen we were able to work in a combined pantry and breakfast nook. The maid's room, about eleven feet square, was placed at the front of the house, to the left of the hall.

The old house now, of course, is the second floor, and contains four large bedrooms, two baths, seven closets, a large linen closet, and still there is a finished attic for extra storage.

—MRS. J. H. MAJESKY.

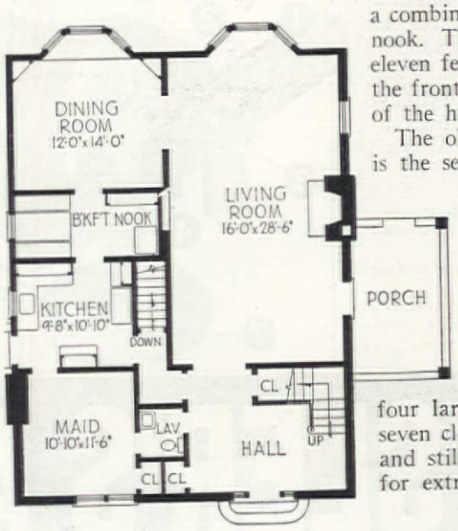

New floor—now the first floor

. . . . . CALLING ALL COOKS

Custard Cups Thin as Table Glass

NEW MATCHING CASSEROLE

YOU cook in Pyrex Ware, and serve in the same sparkling glass dish. And now you'll be prouder than ever to have these new thin Pyrex Custard Cups, with a Pyrex Casserole of matching design come to your table.

They're not only new in design and handsomely chased—but the custard cups are actually a brand-new *kind* of oven glassware! Far lighter in weight—thin as your table glass! Yet they're just as strong and durable as ever—just as resistant to heat. The same grand utility dishes that bake foods easier, keep them hot longer, and then store away leftovers. 1½-qt. casserole with six matching 5-oz. custard cups, $1.45.

Put these right on the Flame!

ACTUALLY! A glass double boiler that cooks right over the open flame! You can see both pans at once. And each unit is a separate saucepan . . . which won't tarnish or dent, or require scouring to keep it bright and sparkling. 1-qt. size, $3.45; 1½-qt. size, $3.95. Complete with cover. Bottoms may be purchased separately.

Pyrex Brand Flameware Set. Two glass saucepans and a 7-inch glass frying pan, with a detachable chrome handle . . . for only $2.65! Cook in these bright utensils . . . detach the handle and put them right on the table! The set, $2.65. Separate saucepans, 1-qt. size, 95¢; 2-qt. size, $1.25. Frying pan, 75¢, with black handle. Corning Glass Works, Corning, New York.



FLAMEWARE PYREX OVENWARE

FOR TOP-OF-STOVE USE — T.M. REG. U.S. PAT. OFF. — FOR USE IN THE OVEN

CHARM AT LITTLE ADDED COST



FINISH YOUR HOME IN Philippine Mahogany

Fixtures of this Rich Tropical Hardwood give distinction to the home

The return to elegance in home interiors need not upset the family budget!

Rich, lustrous Philippine Mahogany—the wood chosen by discriminating people the world over—is the most economical of the fine tropical hardwoods.

For $75 to $100 more than the cost of ordinary softwoods, you can trim the average size home in Philippine Mahogany. It costs little more to use this choice wood for such fixtures as doors, fireplace mantel, staircase, china closet.

The cost of Philippine Mahogany is so reasonable because it grows in enormous, easily-accessible forests which are logged by economical, modern methods. A small added expenditure for Philippine Mahogany will give your home an entirely new character.

It is an adaptable wood . . . equally successful in expressing modern and period designs. It has a dignity that insures lasting satisfaction through long years of service.

DOORS
The Philippine Mahogany door bids a warm welcome. It has striking beauty of grain and figure—beauty that lasts through the years.

FIXTURES
Philippine Mahogany, used here in a staircase, adds charm to the home interior. This wood may be employed either in its natural color or stained.

TRIM
An air of luxury is imparted in this home by Philippine Mahogany. Despite its richness of appearance, Philippine Mahogany costs little more than softwoods.

Philippine Mahogany

MOST ECONOMICAL OF THE LUXURIOUS TROPICAL HARDWOODS

PHILIPPINE MAHOGANY MANUFACTURERS' IMPORT ASSOCIATION, INC.
111 West Seventh Street, Los Angeles, California
Please send descriptive literature.

Name _____

Address _____

New lamps

[Continued from page 31]





Demarest

The polished brass ceiling fixture, above has been designed for an Early American dining room by Plainville



Above, left: Pine and pewter make an interesting Colonial side light, Cassidy Co. Right above: Single side light with partly frosted chimney. James R. Marsh



Above: I. E. S. bridge lamp with straight arm, finished in silver or gold; silk shade. From the Lightolier Company

Right: For a hall ceiling light, the hexagonal lantern with its two lights solves the hall problem. James R. Marsh has it

Below: Aluminum and mirror are combined for a "pin-it-up" wall boudoir lamp. Railley

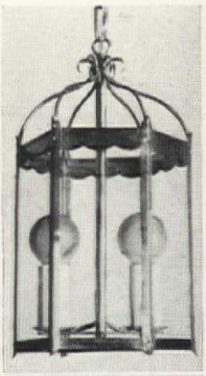



Above: The Newbury lantern for exterior or hall use has fine Colonial flavor. From the Plainville Metal Works

Another "pin-it-up" lamp with wrought-iron bracket Railley Corp. (above right)

Quoizel, Inc. has brought out an old-fashioned lamp with base of Fostoria glass

A pair of hurricane lamps (right) makes a charming decoration. Lightolier Co.

Bates
BEDSPREADS

NONE GENUINE WITHOUT THE BATES LABEL

BATES celebrates its 85th Anniversary with a DOUBLE GIFT for *you!*

Everybody loves a *real* bargain, so BATES commemorates its 85th year with *special anniversary values* in world-famous BATES bedspreads . . . a most appropriate gift for every American home. Leading stores in every city and town are now featuring these Anniversary specials.

It's not often that you have an opportunity to buy *BATES* quality spreads at such savings, so dress up your own bedrooms . . . and buy BATES spreads now for your Christmas list.

You'll find a wide assortment of BATES spreads at your favorite store. Be sure the spreads you buy are genuine BATES—look for the BATES label as your assurance of fine quality. Gorgeous colors in jacquards, quilted cottons, taffetas, chenilles and candlewicks —*a bedspread for every room and every purse.*

1 A rolling surf . . . a shower of spray . . . "Ship Ahoy"! White quilted on blue, rose, gold, green, red or brown. Fine quality . . . sun-fast and tub-fast cotton. $3.95.

2 The new style triumph, "Bates Chenille" of fine quality pre-shrunk cotton, luxurious as ermine, soft as velvet. Chenille scatter rugs to match. Gorgeous shades of blue, rose, gold, peach, brown, green, royal blue, wine, beige and white. In white $4.95.

3 Snowy "Chrysanthemums" appear to be sculptured against rich shades of blue, rose, gold, green, or wine. Unique double-fabric weave. Sun-fast, tub-fast cotton. $5.95.

4 "Bates Woven*Tufted Candlewick," the finest made. 7000 large tufts *woven into* heavy, pre-shrunk cotton crepe. Colored tufts on white, lovely solid colors and in all white, comes in *every* popular shade. White $6.95. Colors slightly higher.

BATES spreads available in single and double bed sizes.

DOUBLE GIFT

WIN THIS BEAUTIFUL NEW PACKARD

Bates 85th Birthday Gift—this stunning new 1938 Packard 120 Four Door Sedan in the color of your choice. And such an easy contest! Just two lines to write. Ask about this at the Bed Spread Department of your favorite store. But hurry . . . time's short!

"Ask the woman who owns one"

NEW and EXCITING Grenoble

JANE SMITH, of Jane Smith Inc., one of America's noted Interior Decorators, is enthusiastic about the lasting loveliness of this new design. She says, "Grenoble is a pattern which will be everlasting."

• In with exciting autumn winds and stirring up gusts of approval, GRENOBLE, debutante of the Heirloom Family, is on its confident way to a brilliant future. Of the same patrician stock as the Chateau and Longchamps patterns, GRENOBLE'S modernity is graced with just a hint of traditional decoration. This trinity of beautiful designs may be seen at Heirloom Dealers. Services starting at $32.50 may — if desired — be purchased by Spaced Payments. • ADVICE from Six Famous Stylists — who tell you of "Table Charm from Dawn to Dusk." Send 10¢ (mailage) for this new authoritative booklet to—Heirloom Plate, Oneida, New York. • SILVER DIVIDENDS: Ask your Heirloom Dealer how you may acquire additional "Place Settings" in your Heirloom pattern — at no extra cost.

Heirloom Plate

HALLMARK OF THE FINEST SILVERWARE

Copyright 1937 Oneida Ltd. Mfrs.

Tucking in the dahlias

CORNELIUS EARLE

THIS discourse, though short and sweet, covers the main points of interest to the hundreds of new recruits in the army of dahlia lovers (as well as the old-timers) at this important season.

Jack Frost makes the first move; leave it to him. Do nothing until he gives your dahlias a thorough drubbing so that the leaves turn black. Then . . .

Cut the stalks off immediately, about three inches above the ground and leave them thus for a week or two. During this period the tubers take up all they can of moisture and sap and attain the right condition for successful wintering. Then, before the ground freezes, dig the clumps carefully so as not to break or bruise any of the tubers. The next question is whether to separate the tubers now or in the spring. It's a matter of choice. Personally I prefer to do it now; in fact, most growers separate in fall, but many still prefer to dig up the solid clumps, lay them away, and divide the roots in spring.

Separation of the many tubers from one another, so as to get a new plant from every possible eye, calls for considerable expert skill, but even the clumsiest amateur can get at least two or three good roots from every clump. As they gain experience, they will get more. In dividing, always handle the roots carefully. Hold the clump securely and with your sharpest paring knife or pen knife carve a little V into the original, or mother stem, near the end of the tuber you are separating. Always remember that each tuber must have attached to it a portion of the original mother stem; that is where the eyes eventually appear and whence the new sprout grows in the spring.

But don't discard any tubers merely because you have not been able to cut much of the original stem. A very little may be enough; you can never be certain. I have saved many beauties in recent years that previously I would have thrown away because I thought none of the stem had been preserved. Actually there had been enough for at least one fine eye. Don't look for eyes at this time; just separate the clump as directed. In spring the eyes will be plainly visible, but I advocate fall separation, because many good eyes and shoots are damaged or broken in spring.

Storage is best done, in my opinion, in sand, with the clumps or tubers one layer deep and enough sand to surround the roots completely. The second best method is to store one layer deep in tanbark or circus sawdust, but *not* regular fine sawdust. By using either of the above methods, you can, in March or April, move the flats or crates in which you packed the roots out of storage and into the average cellar temperature. There, shoots will shortly be poking through.

However, you may choose to follow any one of a number of other methods, according to their convenience, with assurance of success. For example, you can pack in tubs or baskets of either sand or tanbark to any depth, or wrap either clumps or separated tubers in bundles in newspapers. If a clump, it is best to set it on six or eight thicknesses of newspapers; draw the paper around the clump and stem; twist it around the stem and secure with a string, but *not too tightly*. Allow for some circulation of air because mildew or rot may set in. If the tubers are separated just wrap them loosely in several thicknesses of paper, then wrap a second time and set away for the winter in ordinary paper bags.

Always mark each package or flat with either the name or description of the plants it contains.

Cool storage, down to just above freezing, is best if available. Almost any temperature will do for tubers correctly stored in any of the ways suggested. If nothing but a warm, dry basement is to be had, the bundles should be stacked in the coolest spot available; then the entire stack should be covered over with several layers of flat newspapers tucked in around the bottom to keep as much of the heat and air as possible from penetrating.

Look the clumps or tubers over (at least the test bundles or stock) once in January and again in March to see if they need attention of any kind. If they appear dry, the covering newspaper should be sprinkled with water now and then.

If eyes do not begin to appear in early April on the newspaper-wrapped roots, dip each tuber in water and repeat every two weeks until the eyes appear. Do not dip further unless the tubers are extremely dry and shriveled; in that case continue dipping at fortnightly intervals until spring.

If the roots are stored in sand or tanbark, do not disturb them. If no shoots appear by May, sprinkle the packing material slightly once a week, or, at that time, take the tubers out and dip them as previously suggested.

This may sound a trifle tricky, but any of the methods described are really easy to follow and good results are almost assured.

But remember: *never* store tubers unwrapped, and *never* store them in earth or ashes.

Kroehler Craftsmen

deserve the credit

for making good furniture!

● Suppose you were to take a trip through the Kroehler factories. You would see on all sides skilled craftsmen who earn a wage high above the industry's average. You would see their experienced hands cut and shape nonshrinking kiln-dried hardwood lumber and build it into sturdy frames. You would see clean, white gin-fresh cotton being felted into soft padding.

You would marvel at the way the famed Kroehler steel-webbed underconstruction is built. No wonder it will not sag or break down. Cushions, too, are filled with fine-wire spring units, so they will keep their shape and down-like softness.

The latest type machinery for making good furniture economically is employed. It is manned by craftsmen whose painstaking skill makes Kroehler furniture better.

See the superbly styled, luxuriously comfortable furniture in your preferred dealer store. Ask to see the Kroehler 5-Star Construction features, which make Kroehler furniture wear so well and far outsell any other make.

Watch the newspapers for your nearby dealer's announcement.

Fred Roesner sanding a chair arm. Has been employed for 13 years. He is one of Kroehler's 750 skilled woodworking mechanics

The Kandra sisters, Lucy, Emma, and Rose, sew the covering fabrics. 225 women sewers work in Kroehler plants



LOOK UNDER THE CUSHIONS FOR THIS FAMOUS GUIDE TO QUALITY

KROEHLER *Built*

KROEHLER

WORLD'S LARGEST FURNITURE MANUFACTURER

The new idea in electric cleaning

It's a Stunning Ensemble—as smart as your new fall costume. Cleaner and Cleaning Tools are designed in harmony. Modern streamlined design by Henry Dreyfuss. The color scheme is new and handsome . . . beige and brown with gold bands.

Hoover celebrates 30th Anniversary with new light-weight, streamlined, magnesium-built Cleaning Ensemble at a surprising low price. Cleans not only carpets but everywhere with instantly applied tools.

A cleaner for everything . . priced for everyone! That's what Hoover brings you in the new Model 25 Cleaning Ensemble.

A cleaner for rugs . . a cleaner for furnishings . . in one ensemble. Tools for cleaning everything . . from floor to ceiling . . all beside you in Handy Cleaning Kit. You shift from carpets to furniture in an instant.

Cleaning's easier. The wonder-metal, magnesium (⅓ lighter than aluminum), and Bakelite give this Hoover new lightness. Cleaning's more convenient. Tools plug in. Visible rug adjustment sets cleaner for thick rugs or thin. Electric Dirt Finder. Clip-on Plug. Guaranteed to prolong the life of rugs. Positive Agitation, exclusive, patented, removes embedded grit. Sold only by reliable local merchants.

30th ANNIVERSARY . . . It's Hoover's birthday . . 30 years of consistent cleaning leadership in American homes . . by the oldest and largest maker of electric cleaners.

THE RIGHT TOOL for any job—in Handy Cleaning Kit. Cleans the radio, lamp shades, bare floors, upholstery, draperies.

DIRT'S EVERYWHERE Casual dusting's not enough. You must have Hoover Cleaning Tools for thorough dirt removal.

INSTANT Slip connector in slot and you're ready to use Cleaning Tools. No stopping motor. No turning the cleaner over. No detaching belt.

30TH ANNIVERSARY HOOVERS
(with Positive Agitation)

NEW HOOVER MODEL 25 Cleaning Ensemble, at a new low price, as illustrated. Cleaner, $65.00
Cleaning Tools, $14.50.

HOOVER ONE FIFTY Cleaning Ensemble, with automatic rug adjuster, time-to-empty signal, two speeds, clip-on plug. Cleaner, $79.50
Cleaning Tools, $16.50.

HOOVER "300" full-size, quality built, remarkably low price. Cleaner $49.75
Cleaning Tools, $14.50.

You can buy a Hoover for as little as $1.00 a week, payable monthly. Small carrying charge on extended payments.

HOOVER CLEANING ENSEMBLES

A house of many gables

Adolph Studly, Jr.

In Sharon, Connecticut

An old, rambling house inevitably grips the imagination, as Nathaniel Hawthorne well knew when he wrote "The House of the Seven Gables." But take a bleak, rugged structure of similar type and try to adapt it to modern living; the eerie, mysterious quality must be dispatched unless you are a surrealist and have cultivated the mystery of liking obstacles.

For purposes of residence there must be inside an intelligent compactness greater than exterior aspects would lead one to believe, and even outside, sheer strength of construction must yield to certain refinements of design. Windows must match in size and shape, and be properly spaced. Or if novel fenestration is used, it must be with a certain taste, as are the quarter-circle windows in the tympanum of the gable at the end of the living-room wing. Porches must reflect in their angles, the roof lines of the house in general. Such is the trend of a successful

Kitchen door has been beautified

Rambagh Palace, Jaipur, India—Typical American Home—both Air Conditioned by Carrier

...NOW FOR THE MODERN HOME

• Luxurious indoor comfort is no longer limited to such elaborate structures as the Rambagh Palace of India—or to palatial homes in this country. Carrier's new, home air conditioning developments bring the same year 'round comfort into average modern homes!

• Whether you plan to modernize your present home or to build a new one—Carrier equipment meets every need. In your *new* home, for example, a simple, compact Carrier unit provides uniform heating, healthful humidification and positive circulation of cleaned, filtered air all winter long. An equally ingenious Carrier development transforms the automatic heating plant of your present home into a true, winter air conditioning system. *All* or *any* portion of the home, can now be air conditioned quickly and easily, thanks to the flexibility and adaptability of Carrier's new equipment. And, with *any* arrangement of Carrier Home Equipment, summer air conditioning affording relief from heat and humidity, can easily be provided.

• Created by the same engineers that installed air conditioning in the Rambagh Palace, a Sultan's Harem, the Parliament of the new Egyptian King and hundreds of other world-famous homes and buildings, the new Carrier Home Equipment truly brings "the luxury of kings" into your home. Learn how easily you can enjoy this "luxury" by calling your Carrier representative today.

CARRIER CORP., Desk 623, Syracuse, N. Y.
Without obligating me in any way, send information on ☐ Carrier Winter Air Conditioning; ☐ Carrier Home Furnace (gas.....oil); ☐ Carrier Oil Burner.

Name_____

Street_____

City_____

Carrier
Air Conditioning

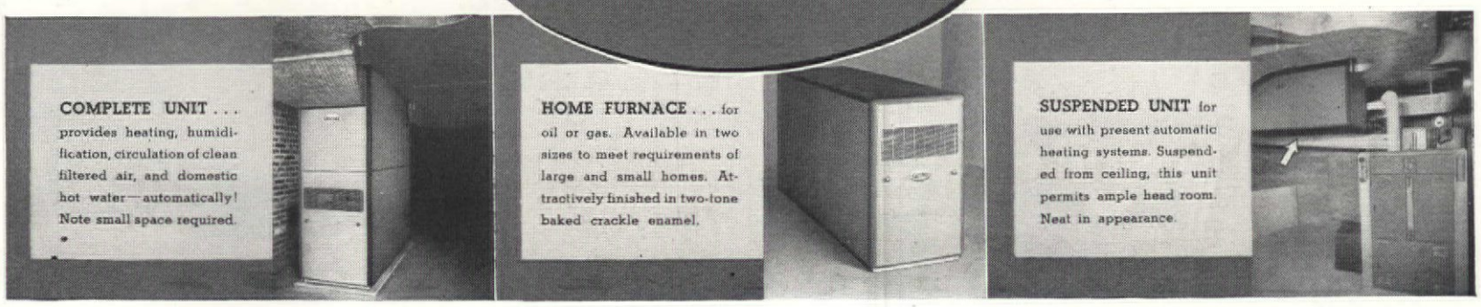

Celebrate with Fostoria!

AND LET IT BE "American" SO USEFUL · SO ORNAMENTAL

Flashing crystal of uncompromising quality . . . the restful repetition of a simple geometric form . . . jewel-like facets reflecting light and multiplying colors! These are the features marking "American" as the most popular of early American reproductions. It is a pattern which affords perfect companionship for the modern trend toward colonial simplicity!

When beauty must be combined with durability, Fostoria suggests you select "American." Its rugged quality is ideal for everyday use. Good taste recommends it for smart entertaining. And low price will prompt you to purchase single items or an entire luncheon set without offending your budget. Over 150 pieces to choose from. They all make splendid gifts.

. . .

See "American" in the Golden Jubilee Displays of your favorite Fostoria Store. Should you prefer selecting before shopping, write for Folder 37-X. Fostoria Glass Company, Moundsville, West Virginia.

FOR 50 YEARS THE GLASS OF FASHION

Golden Fostoria Jubilee
1887 MADE IN U.S.A. 1937

reconstruction job, outside of adding such necessary equipment of rural alteration as lighting unit, water system, and gas compressor with storage tank.

The situation originally confronting the architect, R. C. Hunter of New York City, is at once evident by scanning the old first-floor plan and, above it, the view of the house taken from the front before any remodeling was done. The peculiar disposition of the rooms, plus three chimneys and three staircases, divided the interior into many different sections.

The major task was to integrate the space within. The new first-floor plan, reproduced beneath that of the old one,

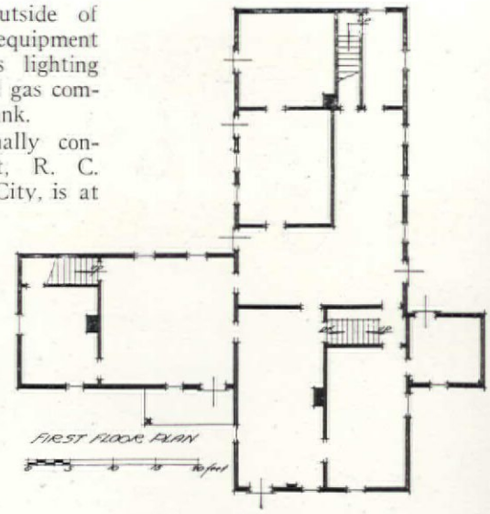

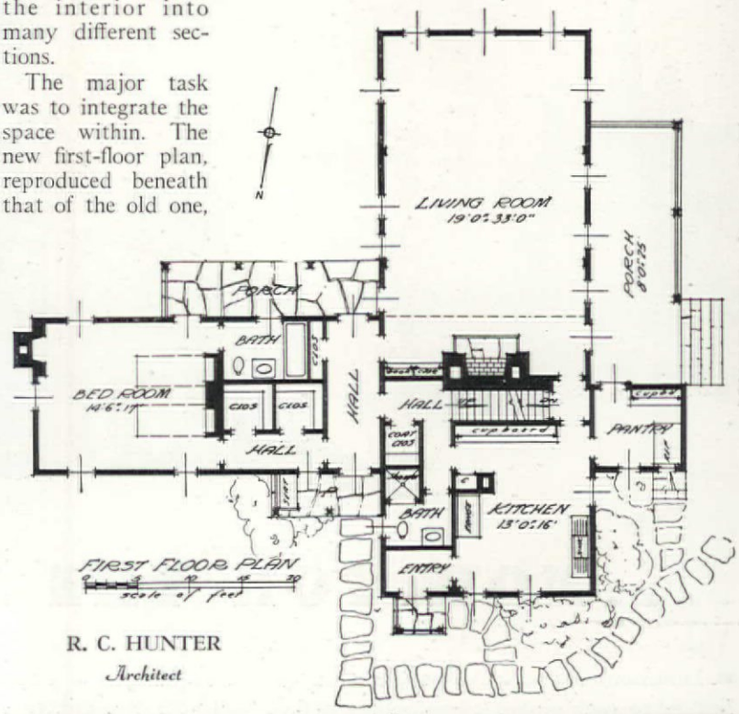

R. C. HUNTER
Architect

These two pictures show how changes in windows, and a spacious porch with lean-to roof, give this living room wing desirable qualities

SENSATIONAL NEW KITCHENAID that's TWICE as EASY to OWN!

The Food Mixer that "Does It All"... at an Exciting Price!

POWERFUL AND PRACTICAL FOR ALL HOUSEHOLD MIXING, BEATING, WHIPPING, KNEADING, CHOPPING, SLICING, GRINDING, SHREDDING, SIEVING AND . . . MANY OTHER TASKS

The New Model "K" . . . beautiful modern lines—gleaming white Dulux trimmed in chromium—a *KitchenAid* in ALL that KitchenAid means! Compact . . . generous bowl capacity.

■ NOW WITH THIS splendid new KitchenAid — the *completeness* of KitchenAid food preparing service is available *as never before* to *every* American home! Perhaps you've dreamed of a KitchenAid — but never dreamed it *could* be so easy to own. Such a machine as this is the happy realization of our plans to bring *you* KitchenAid at a greatly reduced price.

Here's a KitchenAid styled by one of America's foremost designers—a model built and powered to *"do it all" for you in the same masterly way* as the larger Model "G" shown below. Full planetary action in mixing and beating, with *stationary bowl.* Three definitely selected, *constant* speeds. *Full* power at each speed. Practical attachments — see list.

The modest price may be paid on the Budget Plan—KitchenAid can be yours now, so easily. Let us send you *all* the good news about this new Model "K."

FRESH COFFEE

The last word on a much-advertised, much-talked-of subject —Coffee Freshness— is coffee freshly ground for each meal, in precisely the correct grade for your method of making. This smart electric mill, low-priced, always ready, is the way to better flavor!

Attachments

Vegetable Slicer
Shredder Plates
Food Chopper
Colander & Sieve
Juice Extractor
Pastry Knife
Coffee Grinder
Pea Sheller
Knife Sharpener
and others

. . . Famous Model "G," the larger size

KitchenAid
REG. U.S. PAT. OFF.

KitchenAid Division, The Hobart Manufacturing Co., 111 Penn Ave., Troy, Ohio
Please tell me more about

☐ The new KitchenAid that is "Twice as Easy to Own"
☐ The Larger Model "G" KitchenAid
☐ KitchenAid Electric Coffee Mill

*Name*_____

*Address*_____

*City and State*_____

Soft Strength

IS JUST AS GOOD AS IT FEELS

Trust your fingertips! They will instantly recognize the *soft strength* of a Pequot sheet. It's a good, sound feeling—firm, substantial—yet luxuriously comfortable. No mere surface finish can feel this way. In a Pequot, every thread—every fibre—contributes to soft strength. That's why Pequot sheets *last* so long, and grow ever smoother with the years. Next time you buy sheets, just *feel* Pequots! These sleepy-feeling sheets belong on *your* beds! Pequot Mills, Salem, Mass.

PEQUOT



PEQUOT SHEETS AND PILLOW CASES



NO MORE MISFITS! *Permanent projecting tabs tell you the size of every Pequot sheet on your linen shelf!*

EXTRA! EXTRA! *Double tape selvages make Pequot sheets extra strong. Look for this exclusive Pequot feature!*

Above: The living room on this side shares an intimate garden with the bedroom wing and its porch at the end of the entrance hall

has deftly realized this goal by placing the halls and single set of staircases in the center of the house, with the main fireplace beside it. Numerous closets upstairs and down, are located in the same vicinity. The first-floor bathrooms are also kept within, leaving outer wall space for windows and entrances in the living room, bedroom, and kitchen; consequently these rooms have unusual scope, especially with the living room enjoying the height of two floors. Furthermore the choice of location for these rooms has definite relationship with the prospect outdoors. Thus, the kitchen is near the street while the living room is away from it. Too, the master bedrooms are removed from the

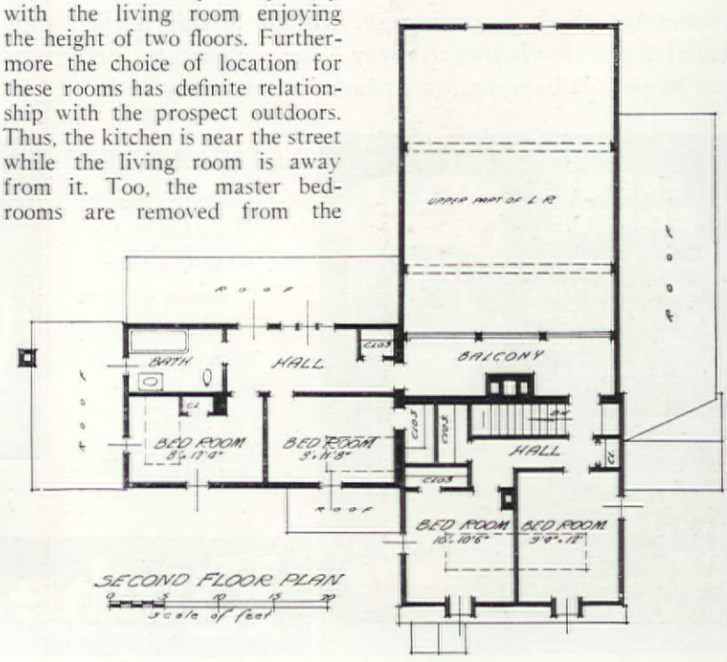

THE COMBINATION TO HER HEART



ONLY THE GENUINE *Cavalier*

CEDAR CHEST

has the new KEEPSAFE Combination Lock

She'll love it! Keeps those most intimate personal things free from prying eyes. A twist of the dial, and complete privacy is assured — (only the owner need know the combination.)

In 55 charming designs, with many double-duty features, such as the concealed bond box, the sliding, lift-out and tilt-track trays, you actually can buy a genuine *Cavalier* Cedar Chest at lower prices than you would pay for a hope chest without the *Keep-Safe* lock.

Here is the perfect solution to your gift problem. No other present has such a future as a Cedar Chest. And *Cavalier* — backed by 72 years experience in furniture craftsmanship — offers you more moth protection, more safety. And with each *Cavalier* chest there is included your choice of a bronzed "gift graved" presentation plaque with the name of the giver and recipient engraved on it — or a moth-damage insurance policy.

See the *Cavalier*, with its *Keep-Safe* lock, at your furniture or department store.

TENNESSEE FURNITURE CORPORATION
CHATTANOOGA, TENNESSEE

MAKERS OF BEDROOM FURNITURE • CEDAR CHESTS AND REFRIGERATORS

TRY THIS UNIQUE RELISH

A blending of the flavors of oranges and *fresh* cranberries! Serve with meats, in sandwiches, or salads.

1 pound (4 cups) cranberries 1 to 1½ oranges 2 cups sugar

Method: Put cranberries through meat grinder. Pare orange with sharp knife; remove seeds; trim off white membrane (leaving the pulp exposed on the surface). Put rind and pulp through grinder, mix with sugar and berries. Let stand a few hours before serving. For future use pour in glasses, cover with paraffin.

Free: "Fascinating Cranberries and How to Serve Them". Address Dept. M, American Cranberry Exchange, 90 West Broadway, New York City.

Eatmor Cranberries

Try Brer Rabbit's New *Gingerbread Dessert* for November

GINGERBREAD WITH ORANGE SAUCE

GINGERBREAD: Cream together ½ cup butter (or other shortening) and ½ cup sugar. Add one well-beaten egg. Measure and sift together 2½ cups flour, 1½ tsps. soda, 1 tsp. cinnamon, 1 tsp. ginger, ½ tsp. cloves, ½ tsp. salt. Combine 1 cup Brer Rabbit Molasses and 1 cup hot water. To first mixture add the dry ingredients alternately with liquid, a little at a time; beat after each addition until smooth. Bake in paper-lined pan, 9"x9"x2", in moderate oven (350° F.) 45 minutes.

ORANGE SAUCE: Blend 1 cup granulated sugar and juice of 2 oranges. Pour mixture over hot gingerbread. Serve at once.

TONIGHT give your family a delightful surprise . . . hot gingerbread served with Orange Sauce. But remember that the *flavor* of your gingerbread depends on the molasses you use.

For that real, old-plantation flavor, be sure to use Brer Rabbit Molasses. It's made from the choicest freshly crushed Louisiana sugar cane.

FREE! Brer Rabbit's new book. 100 recipes. Gingerbreads, cookies, cakes, pies, puddings, breads, muffins, waffles and candies. Penick & Ford, Ltd., Inc., New Orleans, La., Dept. A-1

Name_____

Address_____

kitchen and living room as much as possible.

Upstairs, by the addition of dormers over the kitchen, good lighting is provided for two bedrooms, suitable for servants' use because of their separation from the rest of the floor except through the gallery of the living room. For guests or members of the family two upstairs bedrooms share a bathroom and large hall.

Specifications

Structure: Old and new siding, smooth boards, hard finish white plaster over insulating lath, living room sheathed with old barn siding and battens over hard board insulation.

Sheet metal work: Copper.

Windows: Double hung.

Floors: Old oak; new comb grain yellow pine; kitchen and bath, linoleum.

Wall covering: Wallpaper; baths, Sanitas; living room, hand-molded plaster.

Woodwork: Trim, living room stained; all other enameled.

Painting: Exterior—White lead, oil, and zinc.

Equipment: Electric—BX Cable—Delco lighting unit, Model 15 C 17. Delco light plant 1500 W. capc. 110 v.

Model 400 D-L water system, fully automatic, Delco Light Co.

Model A-55 Delco gas compressor and storage tank.

Note: Electric plant and water pump housed in special frost-proof structure.

Period furniture

[*Continued from page 78*]

result was most pleasing, for while the mahogany is quite red in the beginning, it soon takes on the dark richness of old mellow wood. The maple furniture was given a coat of clear shellac, for after experimenting, it was found that it did not take so effectively to the linseed oil and beeswax. Pieces were mortised and tenoned together, and wooden dowels were used where needed. No nails were used, and only a very few brass screws. Brasses were ordered and are an authentic copy of those used in that period. We learned a lot about upholstering during this time, the most important thing being that only a real upholsterer can take a piece of furniture in the raw, so to speak, build it up properly, and upholster it as it should be. Good upholstering is not cheap, we soon learned, but neither is cheap upholstering good. The workshop where the furniture was made was a small space adjoining my husband's office, perhaps about eight feet by ten. His equipment was a band saw, a small shaper, and a jig saw, and a few carving tools. Less than two years of spare time was given to this work, which includes several pieces of furniture made for others.

So what began as an avocation, became a vocation, and I heartily recommend it to anyone looking for a new hobby.

"Okaga" southward

[*Continued from page 82*]

Three trusses of 6" x 6" timbers support a roof of car-siding in six-inch widths, which is unceiled. Vertical car-siding was used for both exterior and closet doors, and car-siding forms the base of the bunks.

Outside, the green composition shingles recede into the background of oaks and cedars, and the exterior trim and exposed eaves have been painted with simple creosote compound, which, in addition to being of negligible cost, gives a weathered patina to the timbers. The interior woodwork has been finished in a mission oak stain.

On the south, "Okaga's" two wide casement windows and entrance door open arms to the lake breezes, from which it takes its name, while a brilliant awning screens the open flagstone terrace from the midday heat.

The one-room unit, now completed, has an inside measurement of 26′ x 16′, and contains complete facilities for ten people "to bed down" and "to come-and-get-it" (in good Texas jargon), or more intelligibly, provides accommodations for ten to sleep and eat.

Visitors, seeing only the double-decker bunk in the corner, view the concrete floor with apprehension, but are reassured by their hosts as the car-siding base of the bunk is raised to show four steel folding cots stacked beneath the two double beds, while in the upper section of the corner closet are revealed extra mattresses and bedding.

The two window boxes (constructed, by the way, from discarded outboard motor cases) have comfortable mattresses, and with their five-foot length provide ample room for the two children of the family.

One window-bed opens ingeniously to disclose neatly stacked iron chairs for seating extra boarders; while the other doubles as wood-box (when duck-hunting calls for roaring fires), and as a case for fishing tackle in the proper season.

Closet space was begrudgingly

Try this! For softer, whiter hands *tomorrow*, smooth THINC Hand Creme on your hands tonight! Greaseless; *not sticky*. Whitens, softens. Protects skin, cuticle, nails. Druggists; or by mail, trial 10c, large jar 60c, *postpaid*. THINC, 521 West Ave., Norwalk, Conn.

Your Daughter Has Big Ideas...

Your daughter Jane is growing up, with alarmingly expensive tastes. Her bedroom, she decides, is too, too childish. Can't she have everything new—maybe like that room she saw in the movies?

Money, you say firmly, doesn't grow on trees—but finally you agree to new curtains and a spread. And then—like an answer from heaven—your Singer Man calls with a book on decorating, which Jane grabs.

Oh look, she cries—see this room in turquoise and yellow! The Singer Man explains how one girl made these same furnishings herself, with personal help from the Singer Sewing Center. Jane is *thrilled!*

The appointments are made, your material bought—and soon Jane is whizzing along at the Sewing Center, under the expert eye of a Singer teacher. Sewing is a cinch these days, with new machines and methods!

And now Jane is making a rug—almost out of nothing! A Singercraft guide, and a couple of old dresses—that's all it takes. Goodness knows *what* it would cost in the stores!

A new room—for $19.85! She did every stitch herself—curtains, spread, dressing table skirt, rug—even the slip-cover for her chair. But the thing she treasures most is that lovely console in the corner. It's a modern Singer Electric—your gift to her. It will pay for itself a dozen times over!

If you would like to know what every item in this room costs to make, just phone any Singer Shop in the United States and Canada.

A bonded Singer Man, identified by the Singer button, will bring you our new illustrated book, "New Fashions for You and Your Home," with complete information, and will tell you about the new Home Decorating and Dressmaking Courses.

Or, stop in at the Singer Shop for your personal copy, and arrange for any course or service you desire.

Singer

SEWING CENTERS EVERYWHERE
Singer Sewing Machine Company

Copyright U.S.A. 1937, by The Singer Manufacturing Co. All rights reserved for all countries.

MASLAND *Bedroom Rugs*

make nondescript bedrooms pretty — and pretty bedrooms beautiful

(and at such little cost!)



Half the secret of decorating a bedroom cleverly is to choose a rug that fits it—fits it in color, in pattern, in size. Masland Bedroom Rugs do these three things and they're very moderately priced, too. They are woven in soft, luscious bedroom colors—fresh pastels, clear jewel tones. These rugs come in new and distinguished bedroom designs—and luxurious, rich-to-the-touch, textured effects. And they are Custom-Loomed — which means they come ready-made in sizes to fit almost any room. Sold at good stores everywhere. C. H. Masland & Sons, Inc., Carlisle, Pa., Philadelphia, Pa.

Masland Also Makes Fine Quality Rugs For Other Rooms

Masland Argonnes . . . known as "the rugs children won't wear out." Perfect for much-used living and dining rooms. Attractive period and modern patterns. Custom-Loomed sizes. Moderately priced.

Masland Wiltons . . . famous for their rich and subtle colors. Three fine qualities, styled with authority and distinction. Custom-Loomed sizes.

Top: Frieze—Burgundy Middle: Textura—116P Bottom: Mossgrain—37

Masland Division, W. & J. Sloane Wholesale, 295 Fifth Avenue, New York City

Please send me your free book, "Bedrooms Beautiful," and complete color scheme for a bedroom with a _____ (color) rug.

Name _____ Address _____

City _____ State _____

admitted as a necessity at the head of the bunks, but is restricted to a two-foot depth, lest the vagrant southern winds be cut off from the sleepers. However, the available space is utilized from floor to open roof at a fourteen-foot height, being divided as follows: lower compartment for hanging clothing; middle shelf for storing food supplies; and upper section for bedding and mattresses.

The kitchen corner has its sink and single drain, refrigerator, and stand for the portable gasoline stove. Storage compartments above the sink and refrigerator simulate bookshelves, so that upon later addition of a separate kitchen, these may be left to accommodate books and relics.

An inconspicuous ventilator opening to carry off cooking fumes has been inserted high in the gable above the kitchen corner, fitted with shutter and stained as the other trim.

Attached to the rear of the house and shading the kitchen window from the western sun, is a square rock tower, of which the upper half conceals the cement tank supplying water to the house, and the lower half contains a shower room and a storage space for tools and outboard motors.

Comanche councils once met upon the building site; surrounding it are typical ranchlands. These influences have determined the details of the summer home. Gay serapes and Navajo rugs drape the bunks and window-boxes; polished cattle horns have been cemented into the walls beside the bunks to serve as clothes trees and lantern hooks; above the mantel hangs a collection of Indian relics, mounted on panel board into which have been burned Indian picture-symbols.

An upward glance reveals other fantastic red-brown symbols painted upon the trusses, which your hosts will explain represent the history of Lake Brownwood as the Sioux scribes would have portrayed it.

The curtains are of wool-sacking (a material similar to burlap), bordered with wide bands of red. Even such details as dishes and ash trays of Mexican pottery, and baskets of armadillo hides are typical of the region.

The stone used in the construction was to be had for the price of the hauling, and contract was let for the floor, walls, and roof, that is, the completed house in the rough, for $600; while the interior carpentering, staining, and the laying of the flagstone terrace have provided week-end activity for the owners.

As the original plan was for a three-room-and-bath house, the foundation was extended in two directions from the living-unit constructed (as indicated by the shaded lines on the plan), to provide for the later addition of a 6′ x 10′ kitchen and a 14′ x 10′ bedroom, with conversion of the store-room and shower space into a complete bath.

However, the elastic qualities of the present one-room arrangement have proved so satisfactory in accommodating the family of four, and as many as six guests, that it has been decided to provide for additional visitors by construction of separate screened sleeping houses, and by enlargement of the outdoor oven and barbecue pit.

The Red Cross Roll Call

Do you realize what it means to be a member of the Red Cross? It means that you help save millions of people from sickness, drowning, and death by accident. It means giving food, clothing, shelter, and medical aid in disasters such as the Ohio-Mississippi Valley floods. It means that you belong to an organization whose volunteers make Braille books for the blind and give every other possible service to the needy of our country.

During the past year, with its relief fund of $25,000,000, the Red Cross aided over a million flood victims. Its Public Health nurses made over a million visits to the sick; its members checked seven million homes and farms for accident hazards. And of course the Red Cross has made great strides in the instruction of prevention of disaster by teaching first aid, life saving, home hygiene, and care of the sick.

This year The American Home is again urging you to join the Red Cross and thereby support these services. In doing so you are opening the road to safer, healthier, and happier lives for millions of people throughout our country.

LIKE THE

Original Repoussé

KIRK ROSE

HAS THE AGELESS BEAUTY THAT

REMAINS FOREVER SMART AND NEW

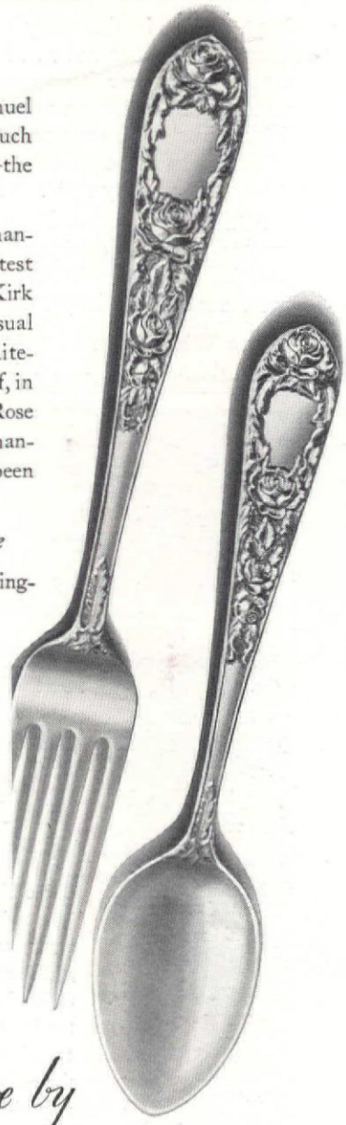

Only a master craftsman like Samuel Kirk could have created silverware of such ageless beauty as Kirk Repousse—the original Repousse.

Only the heritage of this same craftsmanship could inspire and produce the latest creation of the House of Kirk—the Kirk Rose*—an all-rose pattern of unusual brilliance and charm. In gleaming whiteness, in sharpness and depth of the relief, in traditional perfection of design, Kirk Rose superbly expresses the master workmanship for which the House of Kirk has been justly famous since 1815.

Surprisingly Moderate in Price

Prices of Kirk Sterling are surprisingly moderate for silverware of such rich beauty, generous weight, perfect balance and exquisite craftsmanship. For example, *the 24-piece Beginner's Set in the new Kirk Rose—four each of knives, forks, teaspoons, salad forks, butter spreaders and cream soup spoons —is only* $49.34.

A leading jeweler in your city will be glad to show you the New Kirk Rose. Write for his name and detailed price list. Samuel Kirk & Son, Inc., Kirk Ave. & 25th St., Baltimore, Md.

**Design patent pending*

Sterling Silverware by

KIRK

America's Oldest

Silversmiths · Est. 1815

Built with the friendly

WESTERN PINES*

GOOD CHEER is the very essence of this lovely living-dining room. Casual . . . informal . . . it serves its dual purpose well. For there could be no place more pleasant to meet and eat than within these walls of the Western Pines. And just as the friendly, warm tones of these woods mold the character of this room, so their strength and beauty can point the spirit of your home.

FREE! "Western Pine Camera Views"—a photographic portfolio designed to aid and inspire those who plan building or remodeling. Write today. Western Pine Association, Dept. 46-F, Yeon Bldg., Portland, Ore.

***Idaho White Pine** ***Ponderosa Pine** ***Sugar Pine**

THESE ARE THE WESTERN PINES

Your eyes will enjoy CHASE "Even-Glow"* FIXTURES

. . . the softness of their light
. . . the beauty of their design

Chase "Even-Glow"* Fixtures make modern lighting possible at moderate cost. They are attractive, sturdy, and in every way adapted to the lighting and decorative needs of today. Their light is soft, diffused . . . controlled scientifically to give you the kind of light doctors say is best for your eyes, best for your health. Light reflected from the ceiling is blended with light filtered through a specially designed plastic bowl to provide the *even* illumination required in the modern home. See them at your local fixture dealer's or write for our illustrated booklet.

Approved by the National Board of Fire Underwriters

*Trade-mark

CHASE BRASS & COPPER CO.
INCORPORATED
SUBSIDIARY OF KENNECOTT COPPER CORPORATION
Waterbury Connecticut

Ten miles west of Santa Rosa



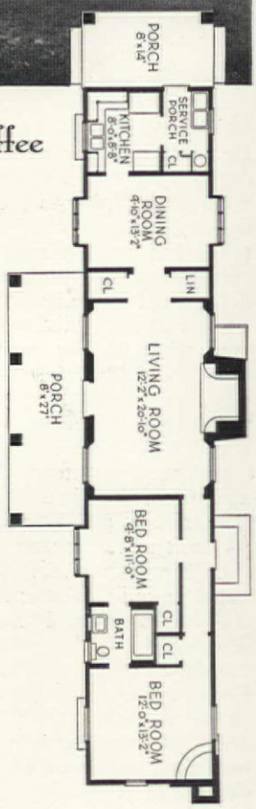

Home of Mr. and Mrs. M. D. Coffee

ON A hill overlooking Santa Rosa Valley stands this early California type home of Mr. and Mrs. Maurice D. Coffee. It provides an unexcelled view of the surrounding country, and was planned to take advantage of this. Walter Neff, a Hollywood architect, designed the house so that from each room you can see for miles around.

You first notice that there is a huge front porch where you will want to linger on warm days and evenings—where you will feel as though the whole world is at your feet. At the southern end there is another porch, which opens off the kitchen, so that you can dine in the open with no inconvenience. Best of all, the house is only one room wide, thus giving each room two or more exposures.

As you step into the living room, a huge fireplace (five feet wide and eight feet high) makes you feel at home. The walls are of knotty pine, the early American furniture is maple, and the love seats are covered in a fruit and vegetable patterned yellow glazed chintz. A wing chair upholstered in blue and white quilted chintz repeats the blue of the shutters.

In the dining room we find cherry maple furniture and very pleasing colors. The rug and walls are white, while the Wedgwood blue ceiling (except for white beams) picks up the blue of the curtains.

The master bedroom, with its corner fireplace and cherry maple furniture, is effective and cheerful. The white beamed ceiling is painted a soft spring green between the beams, to pick up the green of a paper used on one wall. The other three walls and the rug are white, the candlewick spreads are yellow, and a chair upholstered in yellow homespun completes the room.

In the guest room, the color scheme of brown, natural, and yellow is effective against a background of yellow wallpaper with a maple leaf design.

An unusually large fireplace is an important feature of the pine-paneled living room

Here's what you can do this winter in *Sunny* TUCSON

PICTURE blue skies from morn till night—constant sunshine—out-of-doors living all day—*every* day. That is "winter" in Tucson. Come for a week, month or longer—there's much to do.

Find new life, new energy, in this half-mile-high land of sunny days and cool nights.

Relax hour after hour under natural health-giving ultra-violet rays of the desert sun.

Play in dry air that adds zest to your game. There's diversion and sport for every mood.

See Indian rites, cliff dwellings, vast cactus forests, strange caves, romantic Old Mexico.

Plan Now to Come... Costs are Moderate

FIND OUT *Write or mail coupon today for complete information. This non-profit civic club renders you personal service without obligation.*

Sunshine Climate Club
1733 A RIALTO BUILDING TUCSON, ARIZONA

• Send me your illustrated booklet *"NEW LIFE IN THE LAND OF SUNSHINE."*

*Name*_____

*Address*_____

STUDY INTERIOR DECORATION AT HOME

FOUR MONTHS PRACTICAL TRAINING COURSE

Authoritative training in selecting and assembling period and modern furniture, color schemes, draperies, lamp shades, wall treatments, etc. Faculty of leading decorators. Personal assistance throughout. Cultural or Professional Courses.

Home Study Course
starts at once • Send for Catalog 12C

Resident Day Classes
start Feb. 2nd • Send for Catalog 12R

NEW YORK SCHOOL OF INTERIOR DECORATION
515 Madison Avenue, New York City

Now in November... you can have spring

MARCHA FRENCH

WHY do some houses remind one of November, now and forever? November, when the wind has swirled the leaves from the trees and the old world looks very sad, colorless, and gloomy. Some houses do look like that, too; just as though someone had permanently put the liveliness and gaiety of spring away in moth balls when the decorating plans were being worked out. And yet a little thinking, a little planning, a little ingenuity can bring spring into your house the whole year through.

We knew of a house, a very charming little white brick house; charming, that is, from the outside only, for its exceptionally quaint and effective exterior was completely spoiled by a drab, colorless, uninteresting interior. Always, when we stepped across the threshold into the big living room, we experienced a distinct feeling of depression, of disappointment. It was like awakening from a lovely dream suddenly to find oneself in stern reality. The tan of the rough plaster walls, the plain taupe rugs, the faint, nondescript coloring of the pastel-striped draperies all made the interior seem dull and uninteresting.

The owners of the little house, tired of living in eternal winter, were anxious to bring about a change of "season," and since we had had experience in redecorating, they asked us to join in the transformation.

We studied the various points at hand. First: the wide, leaded glass windows were really very nice, although the present draperies and dark Venetian blinds certainly did nothing to enhance the beauty of the glass. Point two: the dining room, opening widely off the living room and directly opposite the front vestibule, was too conspicuous because of its position and present color scheme. Point three: both living and dining rooms, due to similarity in decoration, were deprived of all individuality, and the dining room, because of its proximity to both the living room and entrance foyer, had the ten-

• Why don't you telephone tonight? You can call about 90 miles for 35c; about 150 miles for 50c; or around 425 miles for a dollar. These are typical three-minute station-to-station night (7 P. M. to 4.30 A. M.) and all day Sunday rates. Get pleasure and give it—with an easy telephone call.

Perhaps there is some one (your mother, for instance, or an invalid relative) you'd like to please with a practical gift. Ask the telephone office how you can give an extension telephone—to save steps and add convenience in the home of one you love.

AMERICAN TELEPHONE & TELEGRAPH CO. AND ASSOCIATED COMPANIES — BELL SYSTEM

Would you like to cook with a bright new pan *every day?*

Really, that's possible with S.O.S. *A dip, a rub, a rinse*—and your saucepan or skillet shines so bright it looks like new.

Why not try this magic shine-dispenser at your own sink? No other cleanser's just like it. Your grocer's, your department, hardware or five and ten cent store has S.O.S. Or mail the coupon below for a free trial.

Free

Paste this coupon on a post card and mail to The S. O. S. Company, 6204 West 65th Street, Chicago, Ill., for a generous free trial package. Or if you live in Canada, address The S. O. S. Mfg. Co., 365 Sorauren Avenue, Toronto.

*Name*_____

*Address*_____ 25

dency to "spill into" the living room. What to do about it! Point four: the narrow iron gates at either side of the dining room entrance were of good design, but, being black, they looked outmoded and did nothing to separate the two rooms, as the dark metal ineffectively faded into the surrounding gloom. Point five: both the large taupe rugs were too drab.

There we had all the bare facts before us, liabilities and assets. Where to begin our reformation was the question. The taupe rugs, I believe, bothered us more than any other decorative element, but since we couldn't afford new ones, we were suddenly struck with the idea of brightening other units of decoration, such as accessories or walls. Happy thought! What could make a house seem more modern and gay than colorful walls? We brought out all the decorating magazines available and went to a paint store for color charts. Then we sat down and studied.

Pale yellow, a luscious lemon yellow, seemed fairly to cry out to be put on the living room walls. And of all things, we decided on raspberry red for the dining room. Wait! We know what you're thinking. It does sound absurd; but let us tell you how we worked the two together into a harmonious whole.

First we painted the two ceilings an off-white. Then we put pale yellow on the living room and tiny foyer walls (yellow, that sun-cure for the blues). Next we took a can of red, red paint; bulletin red, they called it, the strongest red we could get. Mixing in much cream, much yellow, some blue, and a little raw umber, we arrived at a color very, very subtle and very intriguing, a soft, dusky red, baffling to describe, almost a terra cotta, sometimes a dull, bluish raspberry. In the sunlight, of course, it turns to the yellowish shades and in the dim corners the lovely, frosty blue tones are truly beautiful. It always makes us think of a bowl filled with raspberries and cream.

The black iron gates were painted white, and what a miracle of beauty this wrought! Looking through the dining arch from the front foyer one now sees the white filigree of the gates etched in delicate tracery against the darkish interior of the room beyond. The dining room itself is thrown into the background and given a feeling of pleasant privacy because of its dark contrast with the lively yellow walls of the front room.

At this point we stopped to consider our handiwork. We could see that our next problem was to bring these two rooms into harmonious conjunction. We had an old wooden, hanging, corner whatnot, or knickknack shelf. This became gay in raspberry paint and up against the yellow living room wall it went. Next, we covered a big arm chair, which had been badly in need of recovering, in a deep raspberry and oyster flowered chintz. This we placed near the white iron gates, so that it might serve as an excellent "tie-in," bringing the red of the dining room directly into the front room. One other smaller chair is also in raspberry red and furniture coverings for the love seat and remaining chairs include light brown, burgundy, and green-blue, all good colors with yellow.

A sense of unity is further gained through the use of similar draperies at the windows. Throughout both rooms we used an inexpensive off-white, heavy cotton material with a faint, silky, Jacquard design. These hang straight from white iron rods and can be pulled across the windows by a cord, but we keep them folded back tightly, well away from the glass. The Venetian blinds were sent off to be painted. (We tried to do them ourselves but found it an endless, tedious job, so it was well worth the small amount it cost to have someone do them for us.) They came home looking very smart in a coat of white. How they have changed the appearance of the windows! In the dining room, especially, the contrast between dull red walls and white Venetian blinds, white draperies and white drapery rods is really quite refreshing. All the antiquated and unlovely "polychrome" light fixtures were ingeniously covered over with white too. You can imagine the improvement.

But what has become of our sorrowful taupe rugs? No one sees them now, for they have been gradually swallowed up in a sweeping flow of color. Instead of a discouraging expanse of drabness, they have actually become the perfect and ideal foil for our bright walls and our gaily covered furniture.

This INLAID Cutting Edge →

makes WISS shears both SHARPER and STRONGER

Why do Wiss Shears cut cleaner, smoother, from tip to tip? And why do they *stay sharp* so long? Because that part of the blade which does the cutting is made of a special high carbon cutting steel welded to a piece of tough, unbreakable steel which forms the backbone of the blade and the handle.

That is why these shears are stamped "Wiss Inlaid." The "Inlay" is that part of the steel which does such a fine cutting job. Sizes from 5½", priced $1.20 up. (Slightly higher Denver and West; also Canada). At all cutlery counters.

LOOK FOR THE NAME "WISS INLAID" ON THE BLADE OF THE SHEARS YOU BUY

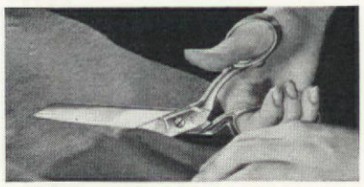

BENT HANDLE TRIMMERS

Here you see why WISS Bent Trimmers with their specially designed handles add ease and speed to cutting out patterns.

The dotted line shows how the material is raised at an angle when cutting out a pattern with ordinary scissors.

Priced $1.20 up, according to size and finish. (Slightly higher West of Rockies and Canada).

WISS INLAID

Shears and Scissors

Mail in Envelope or Paste Coupon on 1c Postcard

J. WISS & SONS CO., Dept. F-117, Newark, N. J.

Mail me illustrated literature showing complete line of WISS Shears and Scissors.

Name .....

Street .....

City ..... State.....

"Round the bend"

[*Continued from page* 38]

is certainly welcome in such oceanic surroundings. Moreover, this bathroom features a blower with a switch for varying automatic regulation, making the operator a veritable Aeolus controlling the winds.

The two bedrooms have antique beds and chests. A fireplace gives additional cheer in the master bedroom. Flower studies in color that once were AMERICAN HOME magazine covers, have been engagingly framed and now adorn the bedroom walls.

Can YOU answer these questions about BLANKETS?

How can you tell whether a blanket is made of live new wool?

How can you test a blanket for wearing quality?

What are the correct blanket sizes for the 5 types of beds?

What are the correct blankets to give a bride, a bachelor, a young mother?

What is the best way to wash blankets, clean bindings, guard against moths?

What are the smartest new blanket colors for fall?

For complete answers to all these questions and many others, send at once for the new Kenwood guide to blanket selection and care, a handsome practical book beautifully illustrated in natural color. Prepared by the Educational Department of Kenwood Mills, famous for quality wool products.

This book FREE!

Simply send coupon below or a letter or postal.

KENWOOD MILLS, Dept. L-7
Empire State Bldg., New York, N. Y.
Please send me "What You Should Know About Blankets—Their Selection and Care."

Name_____

Street_____

City_____ State_____

KENWOOD WOOL PRODUCTS

KENWOOD all-wool BLANKETS

MINIATURES ON PORCELAIN OR IVORY

A Priceless possession or ideal Xmas gift

Send us your Photograph and we will make a miniature on porcelain square or oval beautifully colored—3¼x4¼ inches, including gold plated frame with stand regularly $35.00, for..... **$12.50**

Ivories at $125

Write for Booklet A. H. 4.

AIMÉ DUPONT GALLERY

Established 1882

509 Fifth Avenue at 42nd St., N. Y. C.

MAKE YOUR OWN

Raised-Letter Stationery

With this unique Steel-Die Embosser your name and address, monogram or initial is quickly impressed in distinguished raised letters on your favorite note paper and envelopes. Far more beautiful than printing and costs much less. Will not cut paper. Personal embosser, lifetime guarantee, $2 up.

NOTARY, CORPORATE LODGE SEALS, $3.60 UP

Write for free style sheet showing wide range of lettering, initial and seal designs for hand and desk models. ORDERS SHIPPED DAY RECEIVED. Sold also by many stationers and department stores.

ROOVERS EMBOSSERS

1415 37th St., Brooklyn, N. Y.



A. T. De La Mare

French or Roman hyacinths are easier to force and more graceful than Dutch sorts

Spring in winter

DOROTHY H. JENKINS

Frost in the valley and wood smoke in the air—sure signs that the days of the garden are numbered and that we must look elsewhere for flowers for several months to come. The easiest way to enjoy winter blossoms (and what gardener isn't looking for an easy way after months of hoeing and bug-chasing?) is with bulbs. Don't think of that messy afternoon you once spent planting bulbs in pots of soil and burying them in an ashpit; or of that uncomfortable January morning when you dug them out of their frozen bed. Think rather of bulbs grown in variety and profusion in bowls of prepared fiber and water. This method admits even the apartment house dweller to the elect group of those who grow their own flowers.

One kind after another of the lovely spring-flowering bulbs can be forced into bloom during the winter months with little trouble and no fuss. Perhaps you are familiar with the ubiquitous Paperwhite narcissus of which we all grew so tired year after year. But there is no more effort attached to growing some of the other bulbs. Forget about tulips, since they rarely force with any degree of satisfaction, and concentrate on the graceful daffodils, fragrant hyacinths, slender lilies-of-the-valley, and crocuses in variety. Save out a few bulbs of each from those that you are planting—or will soon plant—in the garden. Or visit the nearest good seed store and buy some of this variety and half a dozen of that to fill the bowls that would otherwise gather dust on the shelves all winter.

Consider the narcissus group again. Nearly everyone has grown the Paperwhite, but how many people try either one of the other two polyanthus (or cluster-flowered) narcissus that force just as easily? The so-called Chinese sacred-lily, which is really a nar-



TIMKEN LIVE HEAT

provides real comfort and economy

You'll never know how *little* it costs to heat your home with oil until you buy a Timken Oil Burner with LIVE HEAT. Timken's amazingly low operating cost is the result of exclusive mechanical features that release all the heat from the oil and apply it most effectively to the walls of the boiler or furnace. In addition to matchless savings, Timken brings you extra comfort, convenience and cleanliness—freedom from all the work, worry and dirt of old-fashioned heating. *A Timken can be installed in your present heating system in just a few hours* . . . with no inconvenience. Or select an Oilboiler or Year 'Round Air Conditioning unit from Timken's complete line at a wide range of prices. Telephone your nearest Timken Dealer TODAY for FREE HEATING CHECK-UP . . . or mail coupon below for complete details.

Cutaway of boiler showing installation of Timken LIVE HEAT. Chromium steel flame-rim means 7 times faster warm-up—almost instant heating; wall flame applies heat where it does the most good.

TIMKEN

Silent Automatic

A Complete Line of Oil Heating and Year 'Round Air Conditioning Equipment . . . Conversion Burners . . . Oilboilers . . . Oilfurnaces . . . Water Heaters

Timken Silent Automatic Division
The Timken-Detroit Axle Co., 330 Clark Ave., Detroit, Michigan

Without charge, send me details of FREE HEATING CHECK-UP and literature as checked below:

( ) Oilboilers ( ) Year 'Round Air Conditioning
( ) Converting my present system

Name_____

Address_____

City_____ State_____

DU PONT PAINTS *for* EVERY PURPOSE

in Home and Industry

SURE... IT'S A

DULUX FINISH

REG. U.S. PAT. OFF.

More than 3,000,000 housewives agree that the Dulux finish on their refrigerators is just about the easiest thing on earth to keep clean.

Food stains, dirt, and household greases vanish like magic at the touch of soap and water.

In addition, Dulux is highly resistant to chipping and cracking. This smooth, hard, brilliantly white finish is made to withstand hard use.

Dulux resists turning dingy and yellow with age. It *keeps* its original lustre an amazingly long time.

No wonder so many housewives prefer this famous finish on the refrigerators they buy!

DU PONT

REG. U.S. PAT. OFF.

Paints.. Varnishes Enamels.. Lacquers

DUCO-DULUX

REG. U.S. PAT. OFF. REG. U.S. PAT. OFF.

cissus, also has bunches of small, fragrant white flowers, and the variety Soleil d'Or has the same clusters of small flowers, but of buttercup yellow instead of white.

The barril and leedsi types of daffodil with their short cups give good results in water or fiber and you might try Conspicuous (light yellow with a short cup edged in orange), White Lady (entirely cream color), Firebrand (creamy white with a fluted red cup), or Lord Kitchener (pure white with a pale yellow cup). All are reliable enough to become favorites of every winter gardener. If you feel daring, there are those who say that some of the long trumpet daffodils can be forced indoors, too. However, you had better give King Alfred and Emperor pots of soil rather than try to flower them in bowls of fiber and water.

Crocuses, that often delight us by bursting into bloom in the garden on a sunny, late February day, can be forced into flower weeks earlier indoors. The fall-blooming crocuses are especially amazing in their prompt response. Try the zonatus and speciosus varieties, none of which are rare. Any good sort of spring crocus will do, although it seems best to avoid those with yellow flowers which, for some unfathomable reason, do not force well.

The old-fashioned hyacinths, so full of dignity and character, are splendid bulbs for forcing. The fat Dutch ones are as easy to bring into flower as the Paperwhite narcissus and they draw no color line; pink or white, rose or blue, yellow or purple, they make spring in winter a reality. The dainty French or Roman

A. T. DeLa Mare

Fair, fragrant, and foolproof, lilies-of-the-valley bloom in three weeks from planting

hyacinths will do their bit, too, and even more readily than the larger Dutch type. Although not hardy in many northern gardens, They almost clamor for a chance to show what they can do indoors. And because their flower stalks are not as closely packed with individual flowers, they are even more graceful than the plump Dutch spikes. White is particularly lovely and the pale pink and blue shades are lovely.

Anyone who loves flowers and lives in an apartment is likely to receive a fancy container of growing lily-of-the-valley as a Christmas gift. If you can't wait for Christmas, include a few valley pips in your autumn bulb order. Don't try to use pips dug from the garden even if you have a lot you can spare; they will not do at all, so it behooves us when ordering to specify those sold "for forcing," and cheerfully to pay the extra pennies they cost. The delicate stems with their fragrant drooping blossoms appear more than ever fragile in December and January.

And their care is so simple! If received as a gift and already planted, all you do is keep them in a temperature of about 70 degrees and keep the fiber in the container moist. Forcing pips have been especially prepared and held in cold storage, so they are ready to begin growth as soon as they arrive in a living room. Only twenty-one days—and they needn't even be sunny ones—until the blossoms unfold. If you plant your own pips, pack them with the crowns or tips barely above the surface of the fiber, pebbles, soil, or sand which you find it most convenient to use. Fiber is the standard choice.

As a matter of fact, a quantity of small clean pebbles or the prepared bulb fiber; an assortment of low flower bowls, fancy pots, or seldom used celery and olive dishes; a hyacinth jar or two for the Dutch hyacinths; some water, and a few hours of free time some fall afternoon, constitute all that is needed to provide for a winter full of bloom. If fiber is used, soak it and squeeze out the excess water before placing bulbs in it. Match bulbs and containers with an idea of their mutual suitability, allowing anywhere from one to six bulbs for each receptacle, depending on their relative sizes.

Cover the base of each bowl with pebbles or fiber, set the bulbs in place and hold them in position with more fiber or pebbles. Do not crowd the bulbs or even let them touch. Then add water but only until it reaches to the base of the bulbs. Crocuses like to rest on a bed of sand even better than one of fiber. Dutch hyacinths are grown without pebbles or fiber in glass jars especially made to fit them, and named for them, although milk bottles will do at a pinch, if you are not too esthetically inclined.

After planting comes a rest—for the bulbs, at least, for every growing thing must have a dormant period before bursting into flower. Put the containers in a cool, rather dark place for two to three weeks. It used to be said that a pitch dark closet was ne-

Precision-Built Construction

means more for your money

YOUR OWN HOME at 10% *less* cost

—qualified for FHA mortgage
—built in 30 days

A 7-room home—with full basement and complete in every detail—can now be yours for as low as $4500. Precision-Built methods make big savings in construction costs. And—every Precision-Built house is eligible for an FHA 20-year Mortgage.

Each home is doubly insulated—attractive and economical to own—a home built for comfortable living. Although the cost is low, nowhere is quality sacrificed. Builders use the best in building principles and materials. Yet, you do not wait 90 days for construction. These houses are ready for occupancy within 30 days—at a cost that is 10% less than for other houses of equal size and quality.

Precision-Built construction may be had in your community—*for any type of home you desire.* We will gladly supply a list of architects, contractors and dealers who are ready to help you plan and build this new way. Mail the coupon below for fully illustrated literature picturing architectural suggestions—and listing 24 Precision-Built features never offered to you before. We urge you to get the facts now.

For attractive, economical re-modeling use Homasote Big Sheets (up to 8'x14')

Homasote offers big savings in time and labor—no more batten strips—a perfect surface for paper or paint. Efficient insulation—great structural strength. Send in the coupon for illustrated literature, suggesting many uses.

WEATHERPROOF
HOMASOTE
INSULATING
AND BUILDING BOARD

Homasote Company, Trenton, N. J.

I am planning ..... ☐ to build ..... ☐ to modernize

Send full facts about: —

Precision-Built Homes (qualified for FHA Mortgages)

☐ $2500 ☐ $3500 ☐ $4500 ☐ $5000 and up

☐ Homasote Panels (Up to 8' x 14') ☐ Panelyzed Insulation (Wood-textured)

Name.....

Address..... 19

THE MOST IMPORTANT *Light* IN YOUR HOME



In bathrooms and kitchens particularly, correct lighting is of the utmost importance. And for these rooms, as for all others, Lightolier has designed fixtures that are not only good to *look at*, but good to *see by*.

Never have you seen such purposeful lighting! For example, the graceful chromium-plated fixture shown above — with prismatic diffusing lens giving ample but glareless light from two lamps — is an invaluable aid at shaving and lipstick time!

Ask your Lightolier dealer to show you this fixture, as well as other Lightoliers for kitchens and game-rooms; also the many new and beautiful styles in all periods for every room.

Plan Your Lighting When You're Planning

Write department 111 for free copy of the "Charm of a Well-Lighted Home." With word and picture, it will help you secure beautiful light, economically.

LIGHTOLIER

11 EAST 36 ST., N. Y.

CHICAGO • LOS ANGELES • SAN FRANCISCO

LEPAGE'S LIQUID GLUE

The household package. Fix that chair, mend that doll, repair that picture frame with this liquid welder. At practically all stores.

cessary, but this is not essential; just keep them away from the light and give them plenty of air, not a heavy, humid atmosphere. A north window sill, where they may be covered with a cardboard carton, will suffice, if there is no cool, fairly dark corner. Look at them frequently, for the water in the bowls must be kept up to the base of the bulbs. Any more than that might cause them to rot.

By the end of two or three weeks, considerable root growth should have been made, and the bulbs can be brought into a light, *but not sunny*, place, so that the leaf growth will catch up with that of the roots. When the first flower bud can be seen, the container can be put in a sunny place. And they will be in flower before you know it.

The length of time that bulbs should stay in the dark varies. Some, such as the Paperwhite narcissus and the fall crocus, are quick to make roots; others, like the larger narcissus and the Dutch hyacinths, are slower. Individual bulbs and conditions vary so widely that the time is never the same two years in succession even for the same kind of bulb. But the program is the same: A cool dim place until the roots grow; light until the flower buds appear, sunlight to bring out the flowers, and water all the time.

Plant a few of all the different kinds of bulbs on the same late October or early November day. Then make succession plantings at weekly intervals of those that flower most promptly. Fall crocus and lily-of-the-valley bloom most quickly, probably within four weeks. Next will come the Polyanthus narcissus and the Roman hyacinths, requiring, on the average, six weeks. The Chinese sacred-lily may take longer, miniature Dutch hyacinths need approximately nine weeks, and the Dutch ones at least three months to come into bloom. So will narcissus, other than the polyanthus kinds, while the spring crocus is slowest of all, taking four months. Thus this early spring panorama of color and fragrance will range all the way from Christmas through the February holidays.

Buy only the best stock—named varieties and first-size bulbs—for forcing. And don't try to force them two years in succession. When the flowers fade and the foliage becomes yellow, dry the bulbs off and store them in a cool dry place until next autumn. Then plant them out in the garden to build up strength and, beginning the following spring, to bloom there for years on end.

In other words, by growing these docile subjects indoors, you can come about as near to "having your cake and eating it too" as we mortals are likely to get.

Victorian Charm

expressing the 19th Century elegance in decoration . . .

● The graceful primness of Victorian furniture has been reproduced in woods and fabrics redolent of the finest 19th Century tradition in Karpen Raleigh Court Furniture. In genuine (Honduras) mahogany, these pieces lend grace and dignity of a distinguished order to the American home. Their design is authentic. Their beauty and comfort speak for themselves. The Karpen trade-mark insures their quality. See them at your Karpen dealer's.

The Julia Dent Rocker — Karpen has rescued the American sewing rocker from an undeserved obscurity by virtue of this quaint and pleasing piece. The mahogany frame is rich and colorful, the covering in excellent taste.

The Falmouth Chair — The exquisite curves and proportions of this sturdy piece are accented by the high lights from its beautiful mahogany frame. It forms a charming picture in any American living room.

Write for Booklet A-H "Charm that Endures"

Karpen

FURNITURE AND MATTRESSES

KARPEN Guaranteed FURNITURE

S. KARPEN & BROS., CHICAGO

New York • San Francisco • Los Angeles

SOLD BY LEADING DEALERS EVERYWHERE

DO YOU LIKE the quick, zestful tingle of a shower—so bracing before a long, hard day at the office; so cool and pleasant when you come home in the evening?

—OR DO YOU PREFER the soothing satisfaction of warm, soapy suds? To lie back and relax—even read—completely at rest?



—OR, WOULD YOU CHOOSE the sitting bath—Kohler's new idea—which makes the foot bath so much simpler . . . insures easier and safer bathing for the elderly and the very young?

You can bathe all three ways in the new Kohler Metric! The ingenious recessed seat . . . the one-piece construction . . . the suave, clean-cut Kohler lines . . . traditional Kohler quality . . . all combine to make the Metric the bath for finicky bathers.

Consult your Master Plumber. He's trained, helpful, practical. Ask him about Kohler's Time-Payment Plan—three years to pay. Interesting 4-color booklet, "Planned Plumbing and Heating," free on request. Kohler Co. *Founded 1873.* Kohler, Wis.

INSIST UPON KOHLER FITTINGS

KOHLER OF KOHLER
PLANNED PLUMBING AND HEATING

FREE Please send your beautiful 16-page booklet, in color, containing new plans and color schemes for bathrooms and kitchens, by the architect, Gerald K. Geerlings. Address: KOHLER CO., Dept. I-J-11, Kohler, Wis.

☐ I am building a home
☐ I am remodeling

Name_____

Address_____

How to behave at an auction

[*Continued from page 38*]

a pair of newlyweds. They both know everything in the place that's worth buying at all, and they both know what it should bring, to a cent. They both know whether the pitcher you covet is copper-luster or a ten cent store piece . . . and probably you don't, but if you bid on it as though it were copper-luster and it isn't, that's for you to discover some time later in one of your more lucid moments.

Stooges are important presences at every big auction. These are men and women scattered about in the audience with the express purpose of keeping just such innocents as you from making, or rather from getting away with, too low bids. Which is one good reason why it is never wise to show too much interest in any object. Suppose, for example, there is a small Oriental rug that intrigues you—if you could get it for under twenty dollars. You gaze upon it longingly and wait patiently for it to come up for bidding. When it begins to seem as though it never will come up, you finally ask the auctioneer or one of his assistants to put it up. And then, even if there isn't another soul in the room who wants it, actually, you'll hear bids in low, nonchalant voices from somewhere behind you, bids just enough higher than yours to lure you on; and if you think they're going to let you get the rug for twenty when they know they can get forty some time later, perhaps at another auction, you've much to learn. You'll be outbid at last (unless you're willing to go to forty) and the rug will go back unobtrusively into the corner from which you dragged it. There are no "give-aways" at any auction.

At one sale which we attended, the stooges, we learned afterwards, came as a couple, ostensibly a devoted husband and wife, out to find a piano bargain. The piano to be auctioned was of good make, and the auctioneer was determined to dispose of it at a decent price, come what may. So when bids opened, one timid soul offered $200, only to be met with withering scorn—$200 for this superb piano? Ridiculous! So the couple raised him $50. The original bidder (bona fide) raised it to $300. The couple, now bidding $350, sat down at the piano, starry-eyed, and fingered the keys lovingly, longingly, while the auctioneer begged and implored the other bidder to raise them. And so the show went on, a realistic enough looking struggle between the lone bidder and the stooges. And the piano, at $800, finally went to the lucky, lucky man who didn't realize that it was worth about $600 at the most. Had he inspected it the day before the auction, had he secured the advice of a piano dealer or musician who knew the value of different makes, he would have saved himself $200.

Watch your emotions at an auction, or you'll find yourself raising your bids just for the sake of downing some other intrepid bidder who may or may not be a legitimate buyer. Watch your motions, too. Don't make the mistake of returning the auctioneer's friendly nods. He's not greeting you, he's encouraging you to bid, and every polite return nod you give him may cost you money and leave you the owner of some gadget you never dreamed of buying.

The country auction — now there's something else. High-pressure methods not yet having penetrated the rural auction, you can be a lot more sure of picking up something here really worth owning, if you know your antiques and your districts and have taken the trouble to learn something about the family whose possessions are being sold.

While no one may speak to you at the city auction, at the country sale everyone, stranger or neighbor, will bid you a friendly "howdy" and volunteer some interesting community gossip or information about the merchandise offered. In many cases the articles to be sold may be inspected days ahead of time, and often can be reserved at a price—provided, of course, that no one outbids you. These sales are generally held out-of-doors, regardless of weather, and the auctioneer is usually a colorful figure in a ten-gallon hat and high boots.

The most unpretentious country home may offer up some priceless possession for collectors who recognize genuine antiques, and for such shoppers there is no such thing as missing one of these sales in the community, especially if it is an older settlement where families have lived in the same locality for generations.

Amusing things often happen at the country auction. In one case, a farmer bid on a sow, only to discover when he went to load her into a cart later in the afternoon, that he had also bought a new litter of little pigs as well. Then there was the city woman who bid enthusiastically on what

It Cost You $37 last winter to melt that snow!

—and that's why your house was cold and drafty, too

FOR it was the heat from *your* furnace—burning fuel for which *your* money paid—which melted that snow. Heat leaking away through your ceilings and attic—passing through *your* roof. And the result? Your fuel bill was 20 to 40 percent higher than necessary—and your house harder to heat, less comfortable. For the heat which melted that snow came from *inside* your home.

How can you save the money you waste melting snow? Insulate with Capitol Rock Wool. It seals up all heat leaks—keeps heat *inside* where it belongs in winter—gives you fuel savings which quickly pay its cost. Capitol Rock Wool (factory granulated) is easily installed by the blowing method in existing homes of *any* type with no muss nor bother to you. It is fireproof, vermin-proof, sound-proof, and lasts the life of the house without attention. For new homes, too, there are Capitol Rock Wool products.

And in summer—Capitol Rock Wool keeps heat *outside*, giving you a home that is as much as 8 to 15 degrees cooler. Every room is comfortable, cool.

Insist on Capitol Rock Wool

Easy to identify—look for the Capitol Dome on each bag—made by one of the country's large building products manufacturers—installed by responsible local franchised representatives employing trained Capitol Insulators. Send for free descriptive literature telling all about Capitol Rock Wool. Mail the coupon.

CAPITOL Rock Wool Insulation

Mail Today

Standard Lime & Stone Company
17 E. Redwood Street
Baltimore, Maryland

Please send me descriptive literature telling me how I can cut fuel costs in winter—be more comfortable in summer.

Name.....

Address.....

City.....State.....

ERRATUM

Unfortunately the illustration of the Air Conditioning Unit, on Page 20 of THE AMERICAN HOME for September was wrongly credited to Waterman-Waterbury. This Unit is manufactured by Burnham Boiler Corporation of Irvington, New York.

QUICK HEAT for Cold Bathrooms

New type Electric Heater saves money!

Dress, shave, shower in cheery warmth with this new *double-action* electric heater. Actually two heaters in one, Wesix radiates cozy, penetrating heat out the front—at the same time circulates clean, healthful, warm air out of the top to surround you with luxurious comfort.

Because of this *double-action* principle, Wesix brings comfort far more quickly—and costs far less to use.

Ideal around children—no hazards—nothing to fill or spill—approved by Good Housekeeping Institute and Fire Underwriters' Laboratories.

Built of light-weight, rust-proof aluminum—has no moving parts—nothing to get out of order—unconditional *five-year guarantee.*

Use the Wesix anywhere—no special wiring required. Easily carried from room to room. Beautiful silvery finish trimmed in ebony black.

Buy a Wesix portable today from your electric light company or any dealer selling electrical appliances. If your dealer cannot supply you, send $9.95—regular purchase price—direct to the Wesix Electric Heater Co., 1424 Wesix Building, San Francisco, California.

WESIX Electric HEATER

SHEET MUSIC

WHEN BUYING SHEET MUSIC ask your dealer to show you

CENTURY CERTIFIED EDITION

IT COSTS ONLY 15¢ A COPY

Catalogue of 3000 Selections FREE ON REQUEST

15¢ A COPY — CENTURY MUSIC PUBLISHING CO. 258 W. 40TH STREET N.Y.C. — 15¢ A COPY

THE KIMBALL PIANO is backed by integrity, responsibility, experience and reputation second to none in America's whole piano industry.

W.W. KIMBALL CO.

80th ANNIVERSARY

KIMBALL-HALL Dept. A-117 CHICAGO-ILL

Write for FREE copy of DeLuxe 80th Anniversary Catalog

she thought was an old-fashioned soup tureen, only to find, on closer examination, that it was an old-fashioned bed chamber. And one of the most amazed was a professed agnostic who, bidding sight unseen on a box of books, found himself the possessor of some twenty-five old bibles.

Many women who "cover" these country sales are regular attendants, collecting for some personal hobby. We know of one who has been going to them for years, just to pick up odd and interesting pitchers, of which she now has quite a valuable collection. Her treasures include lovely pressed glass pitchers with fat bunches of grapes festooning them; pitchers of Bristol glass, milk glass, copper luster, old gray stone ware; Spode, Chelsea, and Minton china so old that the glaze is crackled and discolored, but full of sentimental and historic interest. She can tell you a fascinating story of the settlement of the entire countryside, as she delineates the past of each time-mellowed piece in her collection.

The country sale yields treasures commensurate with one's willingness to hunt for them, for very often the most valuable things are hidden away in obscure corners of the homes. Old chests, bedsteads, writing chairs, pictures, china, glass, samplers, coverlets, quilts, rugs, and odd tables of every description are awaiting discovery in almost any rural auction sale.

These few simple rules, then, should temper your penchant for auctions: remember that the city auction is composed, generally, of three fourths professionals and one-fourth amateurs like yourself; that it is never wise to do any heavy buying at such an auction unless you, like the dealers, have done some thorough research before the sale, have a pretty good notion of values, and of the top prices you should pay (maybe then you can outwit the dealers, and if you can, you're good). If you're in the market for antiques, attend every country sale you possibly can. But make certain that you know your antiques—even the old homesteaders had some "lemons" in their houses.

Homework in rubbing, 'ringing and rinsing

[*Continued from page 29*]

and thoroughly. Thus it saves time and makes it much easier to remove all the soil when the washing actually begins. Always use cool or lukewarm water and enough suds to release grease-held dirt. Be sure that the water is soft and that the clothes are well down under it.

New!

The only "concealed" radiator with *full "live heat" front*



Into the wall—out of the way. Occupies no floor space. Increases room size—improves room appearance.

NO single purchase you can make for your home will cost so little and provide so much genuine, year-after-year comfort as Weil-McLain Raydiant "Concealed" Radiators, installed under your windows.

Normally, the coldest spot in any room is at the window, and, since cold travels down from the window to the floor, you need all the heat you can get at this point.

The Weil-McLain Raydiant overcomes these zones of discomfort by meeting incoming cold with air-carried heat rising through grilles in the upper part of the radiator. Additional comfort comes from its unobstructed, heated front panels, which emit a *greater* volume of radiant, sunlike warmth into the lower part or living zone of the room. Floors are more comfortable. (See diagram.) This modern radiator becomes a part of the wall and may be decorated to match any surrounding.

INVESTIGATE—Send for FREE Catalogue

Of course you want radiant, sunlike heat. Of course you want "concealed" radiators. But you want concealed radiators that give you a *full measure of comfort.* So—be sure to learn about this new Raydiant before you build or remodel. Ask your architect or heating contractor or send for the free catalogue now. Address Weil-McLain Co., 641 W. Lake St., Chicago, Ill., or 501 5th Ave., New York City. Or see your local heating contractor.

Arrows indicate convected or air-carried heat, rising into the room through upper grilles. This heat meets incoming cold. Wavy lines indicate radiant, sunlike warmth radiated into the lower part of the room by this radiator's fully heated, front panels.



MORE HEAT NEAR YOUR FEET—every inch of the front panels of this Raydiant is *working* radiator surface—every inch "alive." That's why it emits a greater volume of *sun-like, radiant* warmth into the lower parts of rooms—more heat near your feet. More healthful for young children who play on the floor.

Weil-McLain Raydiant

"CONCEALED" RADIATORS

IRON FIREMAN

provided this home with completely automatic heat last winter for

$65.00

NO COAL HANDLING

THE home of Dr. Arthur G. Davis, Erie, Pa., was comfortable last winter with that mellow automatic coal warmth which only Iron Fireman owners enjoy. "My winter's coal bill for heating and hot water was $65.00," writes Dr. Davis. "The Iron Fireman has not been touched or adjusted since installation. Coal feeds direct from bin to boiler. Performance is completely automatic. The burner is trouble free and highly efficient."

Iron Fireman coal firing is *more economical* than other types of automatic firing, but equally important is the superior quality of Iron Fireman heat. Unlike automatic firing devices which "pop on" and "pop off", Iron Fireman gives off a *steady, even* flow of mellow warmth that penetrates the whole house.

Iron Fireman furnishes such ideal automatic heat at low cost that it has replaced hand-fired coal and various types of automatic fuel in thousands of homes. Installation can be made quickly in old or new heating plants. Models as low as $8.97 a month, plus small down payment. Get the complete story from your Iron Fireman dealer or write for free literature. Iron Fireman Mfg. Co., Portland, Oregon; Cleveland; Toronto. Dealers everywhere.



Adequate conditioned moving air at 72° is provided by this Iron Fireman *Coal Flow* installation in a Weil-McLain boiler and Carrier unit at the Davis home.

IRON FIREMAN

AUTOMATIC COAL BURNER

☐ Send "Story of Fire" Booklet

☐ Send Catalog

Name _____

Address _____

(Mail to Iron Fireman Mfg. Company, 3298 W. 106th Street, Cleveland, Ohio)

Now we'll assume that Monday morning is upon you, breakfast is over, and that you're ready to begin. The size of your washing machine determines how many of the first group (white cottons and linens) you can do at one time without slowing down the washing action. Use water as hot as is available, preferably about 140° F., if you want snowy white results. Use enough soap flakes to produce rich, lively suds about two or three inches deep. (Remember that the cleansing power of the soap is gone when the suds die down, so when this happens either add more soap or make a fresh solution.) Unless the clothes are too dirty, you can do at least two tubfuls without changing the soapy water—but be sure that you add enough new soap to make real, billowy suds.

Then spin or wring out the dirty suds as completely as possible. This makes the rinsing easier and calls for less hot water. The first rinse water should be as hot as the washing water, since it loosens the dirt more quickly. In the second and third rinses use as hot water as convenient, and be sure to wring or spin out previous water between rinses.

If you use bluing, use it carefully and according to the directions that come with it. And first be sure that all the soap is rinsed out completely.

The time for starching is right after the last rinse and a good wringing or spinning that leaves the clothes just damp. If you keep the starch very thin, it leaves a smooth, glossy finish and helps to keep the clothes fresh longer. First starch the garments or parts (like collars and cuffs of men's shirts) that you want to be stiffest; then dilute the solution for things that are to be more lightly starched. Hang them out to dry immediately.

When you get to the colored cottons and linens, never use a harsh soap; see that the water temperature is only moderate, and leave them in the machine for only a short run. Be *sure* that the colors are fast, for one "running" color can ruin a whole tubful of fast colored clothes. It is advisable to wash very dark colors separately. And remember that even fast colors may blur and lose their brilliance if left lying about wet or in damp heaps. The first rinse can be in water of the same temperature (never more than 120° F.), and the others in lukewarm or cooler water. Hang them in the shade, with the prints and so forth inside out.

Now suppose you have some unfast colors. You'll have to be prepared for an occasional fading, but if carefulness is your watchword, it can be done. Remove the light-colored trimmings, and never even think of soaking them. Wash them as quickly as possible in *cool* (100° F. or less) suds, rinse quickly in cool water, roll in a Turkish towel to absorb moisture, and hang in the shade. Use only a warm iron when the garment is just slightly damp.

The fine fabrics group has its own set of rules, and if you want to wear lovely lingerie and gay silk prints, you must follow them. Be sure the colors are fast, and then wash them frequently, for dust and invisible perspiration dull their color and are harder to remove as time goes on. Never soak them, never rub or boil, and never wring out by twisting. Use mild soap flakes, lukewarm or cool water, and squeeze rather than rub the suds through the fabric. Rinse thoroughly in the same temperature water, roll in a Turkish towel for just long enough to absorb the moisture. Some very light sheer fabrics are ready for ironing immediately; others should be hung indoors or in the shade until dry or almost dry. Use an iron that is warm, but never hot, on the wrong side and along the thread.

If it is possible, dry your white cottons and linens in the sunshine, for it is an effective bleach. Wipe the clothesline with a damp cloth to be sure it is clean before you hang the clothes on it. And give the clothespins an occasional soapy bath. Hang the clothes by the heaviest portion and use clothespins only at the points of least strain. Dresses and shirts should be hung wrong side out, from the bottom. Fold your sheets and tablecloths hem to hem, wrong side out, and hang one third over the line. Be sure that all flatwork is hung squarely and evenly, so there will be no uneven lines that have been stretched out of shape.

Sprinkling is the next step, and it is important if you want things to iron smoothly and easily. Use warm water, and do only one garment at a time. Either shake the water from a bottle with a perforated top, or flick it with a clean whisk broom or your finger tips. At any rate, see that all parts are lightly and evenly dampened. Only heavy parts like collars deserve a more generous sprinkling. Smooth and roll each piece tightly so the dampness will go through the fabric evenly, and iron as soon as possible.

The lucky women who have ironing machines know how easy it is to sit in a comfortable chair and let the ironer do the work. About all they need to do is keep the cloth smooth when "feeding" the ironer, and ease the flat pieces out toward the edges. There is no heat radiating in your face, it is easy to guide, and the results are quite perfect. If you use a hand iron, be sure that the iron-

● Want to know about a new way to add charm and distinction to your home? Then see how Patterned Hardwood Floors beautify rooms and furnish extra value for your decoration dollar.

Now homeowners with modest budgets can enjoy the luxury, the smart, distinguished effect, of a parquet-type floor. Bruce Finished Blocks, styled by the world's largest hardwood flooring maker, set off furniture and decorations to best advantage. And their natural, colorful beauty is permanently assured —because they are scientifically finished at the factory, even to waxing and polishing.

DISTINCTIVE DECORATION . . .

Bruce Blocks (9" squares, 25/32" thick) are made from selected oak, maple, beech and walnut to offer a wide selection of decorative effects. They can be installed easily and quickly over any type of subfloor or old floor.

Architects, decorators and thousands of owners agree that these prefinished hardwood squares are the best flooring value ever offered. It will pay you to know more about Bruce Finished Blocks before you build or remodel.

Let Bruce send you FREE literature on "Patterned Hardwood"—the modern answer for lasting floor beauty and distinctive room decoration. Just use the coupon.

Bruce Blocks Are Sold By Lumber Dealers Everywhere

E. L. BRUCE CO.
Memphis, Tenn.

BRUCE FINISHED HARDWOOD BLOCKS

FREE LITERATURE

E. L. BRUCE CO.
Box 397-J
Memphis, Tenn.

Please send me FREE literature on Patterned Hardwood Floors.

Name.....

Address.....

City.....State.....

THERE IS NO SUBSTITUTE FOR HARDWOOD FLOORS

makes **OLD FLOORS NEW**

In one quick stroke this "white magic" removes varnish, shellac, wax, dirt and bleaches the floor back to its original beauty. All you need is a can of Double X (75¢ at paint or hardware stores); a pail of boiling water; a brush or mop; steel wool. Send 10¢ for trial carton: Schalk Chemical Co., 352 E. 2nd St., Los Angeles.

DOUBLE X

You'll enjoy seeing the Ipswich Group of New England Maple Reproductions by

Irwin

A large assembly of faithful reproductions of America's finest New England furniture—the Ipswich Group—each with a significant and historical background, is now being shown by leading furniture stores throughout the country.

Also

The Maryland Group, by Irwin, a new assembly of beautiful rooms, correlating unusual 18th century English and American reproductions, is also being shown. Both groups hold exceptional interest for those who admire good furniture.

If you like Reproductions, send for the Irwin Portfolio of Brochures.

A NAME
IRWIN
THAT STANDS FOR GOOD FURNITURE

GRAND RAPIDS
MANUFACTURERS OF FINE FURNITURE FOR OVER 60 YEARS

ing board is well-padded, firmly mounted, and at a comfortable height for sitting while you work. Iron in straight strokes, with the thread of the fabric, until the clothes are thoroughly dry. It's a good idea to keep clean paper or an old sheet on the floor so that the long pieces won't pick up any dust.

Then, there are a few special problems that need attention.

Silk stockings, like lingerie, should be washed after each wearing, according to the rules about cool water and gentle suds that we have already mentioned. Foundation garments should be washed frequently, and in the same way. Since gloves are an important part of any well-groomed woman's wardrobe, you must remember that fabric gloves can be done the same way, if you never let them get to the point with embedded soil that may become greasy and difficult to remove. If your leather gloves have been sold as washable, simply put them on and "wash your hands" in cool mild suds. Remove them by rolling gently from the wrists, rinse thoroughly, and then swish them in clean light suds to keep them soft. Use a towel to absorb moisture, ease into shape, blow inside to puff them out, and dry them indoors or in the shade.

Knitted clothes come in such lovely colors and are so popular, that it is worth a little effort to keep them looking like new. Be sure the color is fast, remove buckles and unwashable trimmings, and wash on the wrong side, as other fine fabrics. You should have an adjustable frame for drying. Otherwise, draw an outline on clean paper and stretch it gently to fit this, drying it flat and in the shade.

If woolens are color-fast, and treated carefully and washed frequently enough so that the dirt never has a chance to work itself in between the fibers, they should look like new for many years. It's a simple matter of about a three-minute run in the washing machine, in creamy, lukewarm suds. (You never soak them.) Use lukewarm or cool water for rinsing, and then take out the excess water with a Turkish towel. Slow drying is best; so don't expose them to hot sun or excessive heat. Blankets can be done, one at a time in the washer, about the same way. Dry them in the shade, vertically, so if the color runs it will be down the stripe. Then brush gently with a soft brush to raise the nap, and press the binding with a warm iron.

Babies' clothes can be done in soft, lukewarm suds—with plenty of lasting suds. Rinse them at least three times. And beware of starch, for it may irritate delicate skin. Soiled diapers should be rinsed immediately in cold



THE DYNAMIC SPINET *by Story & Clark*

This artistic creation, small in size and of advanced design, will add charm and prestige to your home. Its graceful, appealing case design, modern with restraint, will compliment your good taste in home furnishing. As a fine musical instrument, it will be a source of lasting pride and happiness to every member of your family. Its rich, sparkling tone and all-around musical excellence will thrill the most exacting musician and, at the same time, offer encouragement and the opportunity for faster progress to children. Enjoy the distinction of owning the Dynamic Spinet. Story & Clark's enviable 80-year reputation assures you of the ultimate in quality.

The Dynamic Spinet in Modern, Style O, illustrated above, has full 88 note scale, is 55½" long, 24" deep, only 36" high. Other Dynamic Spinets in 18th Century, Spanish and Louis XV. Prices of Dynamic Spinets from $295 to $525 f. o. b. factory. Story & Clark also build a complete line of Grands, Uprights and Consoles.

Story & Clark Piano Company

Instruments of Quality since 1857

64 East Jackson Boulevard
Chicago, Illinois

— — — SEND IN COUPON TODAY — — —

[A]

Please mail free folder on ☐ THE DYNAMIC SPINET ☐ Grand Pianos ☐ Uprights ☐ Consoles and name of nearest dealer. Also tell me how easy it is to own one of your fine pianos.

*Name*_____

*Address*_____



Saved
a few dollars
LOST THEIR HOME

You find men and women making "economies" by buying insurance "blind." Yet, when trouble comes, they are the ones that are caught without proper protection.

There is only one safe way to insure your home today. Sit down with a competent insurance man—an established agent that represents strong, stock insurance companies. Tell him what insurance coverages you now have. Let him study your policies—weigh them against the hazards of your home. Then have him outline a sound, well-rounded insurance plan that guarantees *adequate* protection.

A competent insurance agent speaks from broad experience. He is quick to see weak spots in your present insurance—knows how to correct them *without taxing your pocketbook*. Furthermore, as your insurance counsel, he relieves you of details and worries. He is ready and willing to see that your claims are settled quickly, fairly—with no inconvenience to you.

25,000 Men and Women to help you

When you buy insurance from The Employers' Group you get the services of a world wide organization. Ten thousand agents, hundreds of claim men, attorneys, doctors, engineers, inspectors. The Employers' Group — comprised of three sound stock companies, The Employers' Liability Assurance Corp. Ltd., the American Employers' Insurance Co. and The Employers' Fire Insurance Co.—sell practically all kinds of insurance except life, including fidelity and surety bonds.

The EMPLOYERS' GROUP
110 Milk Street, Boston, Mass.

water, and then soaked in a borax solution. Then follow this with from five to ten minutes in the washing machine and three rinses. You need boil them only occasionally—say every ten days. Dry in the sunshine if possible.

Unlined curtains and draperies can be done in the washing machine with mild soap flakes. Stretchers are helpful for drying if you want to be sure they retain the original shape and size. You should use only a very light starch for sheer curtains.

Before washing slip covers, be sure to brush along the pipings and shake thoroughly to remove surface dust and dirt. Then, make a color test. If there is a tendency to run, wash each piece separately in lukewarm suds, and iron on the wrong side while still damp. Make sure they are really dry before you pack them away.

The simplest way to do laces is by the old fruit jar method. Fill the jar about half way with lukewarm suds, put the lace in, and shake it vigorously for a few minutes. Rinse in the same way, also with lukewarm water, and then pat in a Turkish towel to remove moisture. Iron on the wrong side with a warm iron over a towel. You can safeguard fine and rare laces by basting them to a piece of muslin before washing. And be sure to remove all of your rings (except possibly plain bands) before starting to handle any kind of fine lace.

The greatest problem most women find is that of "hard" water, which means the presence of minerals. If your water is hard, suds will not form easily. If there are lime and magnesia in the water, they combine with the suds and form gummy curds. Iron in the water is even harder to combat. If you have no mechanical softener, you can find something like borax or ammonia at your grocery store to make the minerals less objectionable. Sometimes a modern granulated soap, its formula especially adapted to hard water, will solve your problem. At any rate, the important thing is to see that you have lots of rich, lively suds. Using enough soap is a very safe way—one that will never injure fabrics. But you must be sure that the rinse water is soft, or you will lose all that you have gained up to this point.

As a final word, we say that you might as well do your family's washing in a pleasant atmosphere. This means plenty of sun and air, and a room that you find cheerful and pleasing. Plan this room as carefully as your living room. Be sure that there are plenty of electric outlets. Most important, place each piece of equipment in the order that you will use it. There is no point in running from one end of the room to the other for each simple operation. See that the sorting table is near the entrance door or chute. A cabinet for mending and laundering supplies will add to the convenience. In short, make a list of everything you do in the process, see that you have the proper equipment for it and that it is in the most convenient location.

Now that you've read our words of advice, we do hope that they help you, and that your "homework" becomes as easy as short division. We even hope that lipstick on your Sunday-best dress doesn't phase you!

No Waste! No Mess!
..with the
KLEENEX*
200 SHEET
Pull-Out Package

200-SHEET KLEENEX NOW 2 FOR 25¢

The handy size for every room

Why tolerate clumsy boxes or inferior tissues when Kleenex brings you *Double Economy?* Plus a world of convenience that others can't offer because *only Kleenex* has this patented Pull-Out Package.

Stop at your dealer's today and ask for 200-sheet Kleenex . . . now reduced to 2 for 25c. It's the handy size for every room and for the car!

KLEENEX*
DISPOSABLE TISSUES
(**Trade Mark Reg. U. S. Patent Office*)

Room for winter hospitality

[*Continued from page 20*]

Joys Alone Be Remembered Now." This sentiment adds to the hospitality of the room. The lettering on the beam is in flat black paint, in Old English style.

The basement floor is painted a dark red resembling the color of red tile, with the compass design around the center post painted in red, blue, and white. To make this post more ornamental, it has been wrapped from top to bottom with one-quarter-inch Manila rope (325 feet of it.) Drapery curtains at the windows are in dark blue, spotted with silver stars. Rag rugs on the floor are bright blue, red, and yellow, in harmony with the general color scheme, while scattered about are leather stools in orange, black, and green.

Under the staircase a compact and practical bar has been built. When not in use, the bar is concealed by an attractive blue curtain with an anchor design in the center. On the wall table, just to the left of the bar, can be seen a unique table cover made from fishnet by local fishermen. The sailboats, painted on the walls, represent three star boats belonging to the Geneva Yacht Club. They are drawn to scale in every detail. All the mural designs are the handiwork of Mr. Lautenslager, and are painted over cinder block, requiring many hours of labor and many coats of cold-water paint.

The nautical appearance of the room suggests Mr. Lautenslager's interest in boating and fishing. Completing the nautical scheme of decorations, the yachting chairs in the room are painted blue with red backs, and white sail boats are reproduced on the canvas. The model yacht on the table is an exact replica of the yacht *Enterprise*, which won the America's Cup a few years ago. The old coal bin, no longer used for its original purpose, has been converted into a Ping-pong room.

ALMOST LIKE MAGIC

the way this NEW *discovery*

KILLS SMELLS

How quickly visitors notice unpleasant odors in your home! But now Sanovan, the marvelous new odorless deodorant, solves your problem. Use Sanovan freely for cooking smells, bathroom, sickrooms, drains, one hundred other daily needs. Easy, fast, thorough—great for cleaning, too. Special! . . . Air-conditioning spray and 45 cent Sanovan package for only 49 cents at drug and department stores. For folder, write to the Cosmos Chemical Corporation, 81 Washington St., Boston, Massachusetts.

SANOVAN

KILLS ALL ODORS — LEAVES NO ODOR

Mr. Lautenslager assures us that it was a lot of fun getting this recreation room in shape, just as using it is lots of fun, too. Working here one day, he was painfully hurt when he rammed a wood splinter an inch and a quarter long into his hand. Although removing this splinter required two operations at the local hospital, he now jokes about this experience, and keeps the "big sliver" as a souvenir of the hours he spent working on his "brain child." And, of course, the job of decorating and arrangement is never quite completed. The latest wrinkle—so recent that it doesn't show in the photographs—is an eighteen-inch porthole, with a tropical fish aquarium in back of the lens.

Tuberous begonias

[*Continued from page 25*]

of bonemeal thoroughly mixed in. Seed may be sown in February or March, to produce fairly good-size plants with a few blooms in August and September. I have even grown flowering plants from seed sown in May, the plants blooming in late fall. The tubers are small, but become larger each year; similarly, the plants yield larger and more colorful blooms. I have had three-year-old tubers produce as many as twenty-five blooms in a season.

Seedlings may also be transferred from pans to pots, first the small thumb pots, using the same kind of soil as suggested for flats. As these little pots become filled with roots, transfer the plants successively to three-inch, four-inch, and possibly five-inch pots. The soil used in the larger pots should contain about one half sifted old cow manure and bonemeal at the rate of a small handful to the quart.

It is interesting to note that the tuberous begonia bears two kinds of flowers on the same plant. The pistillate flower, which is the smaller of the two, can be recognized by the winged capsule which should be removed in growing plants, unless seed is desired. The larger, staminate flower contains the characteristic, pollen-bearing stamens. Pollination by hand will produce plants bearing the largest and best blooms. This is easily done by rubbing pollen upon the stigma of a pistillate flower.

After the tops have died down, dig up the tubers, clean them off thoroughly, and store them in a dry, cool place in the basement.

In my garden I have planted maidenhair fern and polyantha primrose with the begonias, and thalictrum, azaleas, fuchsias, ferns, and tall-growing, fibrous-

BETTER LIGHT *for Better Living*

Light Condition with I·E·S *Better Sight Lamps*

You live in a world of light . . . and you will enjoy life more if you have the right kind of lighting.

So "light condition" your home with I.E.S.* Better Sight Lamps . . . and enjoy sight-saving lighting that makes sewing, reading, playing cards, and every close-seeing task easier.

**I. E. S.—The Illuminating Engineering Society, a non-profit, professional organization of the nation's leading lighting authorities, made available to the lighting industry the specifications for these sight-saving lamps. More than 50 manufacturers have taken advantage of the privilege of making I. E. S. Better Sight Lamps.*

Ask for the "Seeing is Believing" demonstration at any store that sells I. E. S. Better Sight Lamps. See for yourself why they protect eyesight. And be sure to look for the Certification Tag when you buy lamps. Send for free booklet, "Light Condition Your Home." I. E. S. Better Sight Lamp Makers, 2116 Keith Bldg., Cleveland, Ohio.

I·E·S *Better Sight Lamps*

TRADE MARK

A New Idea in Colored Pottery

Soft Pastels

"Modern California"

Its lovely glaze, satin-like texture, and modern design offer new ways to create smart and distinctive tables. Now featured by leading stores, "Modern California" is available in azure, orchid, pistachio, straw, sand and gray, open stock and by the set. A dinner, luncheon or buffet-supper table is equally effective in a single shade or in harmonizing combinations. Typical prices: 7-inch plate, 45c; Tea Pot, $1.75; Coffee Server, $1.95; Cup and Saucer, 50c; 22-Piece Set, $6.90; 32-Piece, $9.70.

VERNON'S

Walnut Bowl

With walnut bowls all the rage this winter, Vernon naturally created one that is outstanding in originality of form and decoration, beauty of color and quality of glaze. Designed by Jane Bennison, it is available in royal blue, turquoise and yellow at leading department, gift and jewelry stores at $3.00. If your dealer has not received his supply, write us.

Vernon Kilns

Send for Free Booklet

Vernon Kilns, Dept. A
2300 E. 52nd St., Los Angeles, Calif.
Please send me your booklet.

Name_____

Street_____

City_____ State_____

rooted begonias in the background. The latter, near cousins of the tuberous begonia, I have found to be fine bloomers in partial shade. An overhanging live oak provides the necessary shade and gives a woodsy effect. I follow up the begonias with cyclamen for winter bloom.

Mother's brains and father's elbow grease

[*Continued from page 40*]

The chest of drawers would do with very little alteration. It simply was too high. It was not a difficult matter to remove the top, saw off the two top drawers, and replace the top. Result: a chest of drawers in proper scale to go with the child's bed.

Removal of the finish from these two pieces of furniture revealed the fact that both were made of rather good-looking pine. There followed an orgy of sandpapering until I got down to clear grain and smooth surfaces. A blonde stain and a finish of clear varnish brought to completion a couple of handsome, up-to-date pieces of children's furniture.

From the attic I rescued a little old peg-legged, flare-backed chair and a piece of blackboard dating back to my own childhood. The chair lacked a leg and was, all told, in pretty bad condition, but I enjoyed whittling out a new leg, sanding the whole chair down to reveal its innermost being and staining and varnishing it to match the rest of the furniture. The blackboard I fastened to the wall with a simple frame which I painted a shade of red which was approved by my wife.

Rummaging about in the shop of a dealer in used furniture to see what I could find, I came upon an elongated stool, peg-legged like the chair and slightly upholstered. This I bought enthusiastically for next to nothing, sterilized and refinished it, and placed it into service before the blackboard.

While I labored thus over the furniture my wife was having some fun of her own, indulging her talent for original decoration. First she took a roll of plain blue wallpaper out of which she cut a scallop to go all the way around the room next to the ceiling. This she applied with patience and rubber cement. Immediately the room began to take on new life and charm, since the scallop gave the effect of lowering the ceiling to fit into the juvenile scale.

Then she got to work with pieces of colored paper and a pair of scissors and, to my astonishment, a number of very colorful, juvenile pictures began to appear. The various flat areas of color were simply pieces of colored paper which she cut out and applied directly to the wall with rubber cement. Then, for such lines and spots as were too intricate to be formed by cutting out paper, she used colored crayons, working right on the wall.

We decided to do something drastic with the window, which by now was beginning to seem almost too much like an ordinary window! Accordingly I built in a small window-seat, which I fitted with an old horsehair cushion, properly sterilized. Then I constructed a deep valance board, using a ten-cent-store jigsaw to cut out a scallop along lines drawn by the lady in charge.

Meanwhile said lady was adapting curtains and draperies to hang inside the valance board and outside the window-seat. It remained only for her to work out coverings for the bed and window-cushion and to tack a bit of matching material over the upholstery on the stool, while I busied myself with freshening up the floor and woodwork.

And so here is our new nursery, calculated to help our child to that sense of proprietorship and pride in something that is unmistakably hers, which is so essential to the growth of self-respect. As you can see from the picture, it is—well—"adorable." Ordinarily I wouldn't be caught using that word, but in this case it happens to be a direct quotation from the bright sayings of the various ladies of our acquaintance who have viewed our handiwork.

A chair leg may know more about rug cushions than you do!

Circle Tread Ozite is made of ALL HAIR—the one material proved to STAY soft and springy, despite the hardest wear. Rug pads cheapened with Jute are costly "bargains" when they pack down in hard lumps that wear rugs out *sooner!* Look at the "Chair Leg Test" below and you'll INSIST on ALL HAIR Circle Tread Ozite—the quality you know and can absolutely trust.

Photos and test courtesy The Hotel Monthly, Chicago.

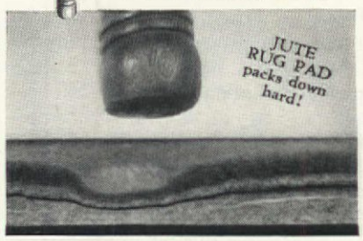

A weighted chair in 24 hours left a *permanent* hard spot in this Jute Rug Pad—cushioning action and softness all gone—rug nap crushed.

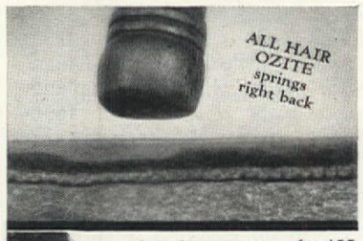

After the same test, the ALL HAIR Circle Tread Ozite *springs right back* to original thickness—soft and springy as ever!

• Look for the Circle Tread Design that identifies Genuine ALL HAIR Ozite. Made in 3 weights. Permanently Mothproofed. Ozonized. Sold everywhere.

CLINTON CARPET COMPANY, AH117
Merchandise Mart, Chicago, Ill.
Please send me FREE sample of CIRCLE TREAD OZITE Rug Cushion—and free booklet, "How to Take Care of Your Rugs and Carpets."

Name.....

Address.....

City.....*State*.....

Thanksgiving with the original cast

[*Continued from page 14*]

salad-mold feet were added, I found to my horror I had produced not a man but a giant. He was so tall that Mother Pilgrim came not even to his waist. While it is best to have petite and dainty women, this dear lady seemed entirely out of scale. Adding another funnel flounce to her skirt helped very little, so there was no alternative but to take off the dignified gentleman's shoes and amputate one inch of his legs, thereby, in a large measure, ruining his well-proportioned limbs.

Mother Pilgrim is the trimmest little person you can imagine. Pearl upholstery buttons fasten her plain blouse of small funnels. Her funnel-neck arms held in an attitude of piety, produce the proper demure look, and, of course, she wears the ever-present snowy white apron. A funnel cape is her only protection from the rigors of the stern New England

This beautiful, dependable, fully automatic toaster perfectly toasts two slices on both sides at one time! Your choice of 8 shades of toast—with every slice *uniformly perfect*. K-M "Magic Eye" glows while toaster is operating. Automatic signal when toast is done. Toast doesn't pop up to get cold. Patented bread centering device insures even toasting. Removable end panel for easy brushing out of crumbs. Look for this amazing new toaster—the K-M Tel-A-Matic—wherever appliances are sold.

K-M Food Mixer is a speedy, dependable wonder worker—at only $16.50.

KNAPP-MONARCH CO., St. Louis, U.S.A.

CRYSTAL OF CHARACTER

Sparkling beauty of design for smart table service. Correct pieces for every usage, in exclusive patented shapes and patterns...from Renaissance to Cape Cod and Modern Hand-cut and brilliantly polished. Accent your table ensemble with the proper choice of glassware. You will find Rock Sharpe Crystal at your leading stores. Cataract-Sharpe Mfg. Co., Buffalo, New York.

DESIGNED CRYSTAL BY **Sharpe**

ALWAYS BEARS THIS SEAL → Rock Sharpe Crystal

weather. Her fluted mold bonnet holds back any stray wisps of hair that might escape from her severe coiffure.

Children were an asset in those pioneer days. There was much they could do in lightening household burdens. In my family, the first born, a boy, is built much like his father, with his broad, pie-plate shoulders and his sturdy body covered by two Sally Ann cup coats. His capable hands are ice cream spoons and his legs, while not so well shaped as his parent's, are hoze nozzles. His hat is a bit more furry than his father's, for it is an aluminum mold.

Everyone thinks that the girl, Patience, is the image of her mother. No fuss nor feathers about her funnel homespun dress, but she does have legs of funnel necks and shoes of ice cream spoons. Her bonnet, differing from her mother's, is an aluminum tea-ball.

Father Pilgrim stands fifteen inches high, Mother Pilgrim is next with her twelve inches, brother boasts twelve and one half, and sister, although large for her age, is only nine and one half inches tall.

The giant trees of the forest, towering darkly above and surrounding them on all sides, are—could you guess—represented by Southern California cactus.

Constructing turkeys from kitchen utensils does not hamper one from obtaining that haughty, proud, and strutting manner with which all turkeys are born. If you do plan to make a tin turkey, never inspect a live one. There are too many of his parts you will never find in a hardware store. Your impression of a turkey will be far more helpful. Two fluted pie plates are soldered together. The scrawny neck is a stove lid lifter, soldered first to a Mexican funnel. The back of the proud creature's head is a pie pan. His wattle is the handle from an asbestos mat.

The magnificent tail, of which he is so justly proud and which he displays on every occasion, is the rim of a fluted angel-food pan. His wings, for which he has little use nowadays, are cake beaters. To insure a steady "underpinning," it is best to use a potato masher. A fall might result in the loss of his gorgeous tail. These eighteen-inch-high fowls might be painted but as long as they are so turkey-like in appearance it isn't necessary to help them along. Besides, they look well with the silver you will wish to use on your Thanksgiving table. The amusing vegetable arrangement of asparagus, squash, cauliflower, carrots, and onions is stunning in color scheme, and has a pleasant, softening effect on tin—and overfed celebrants!

How welcome is the gift you give?

AND FOR HOW LONG?

The Riviera Pitcher. Holds two quarts. Height 7½ inches, $10.00.

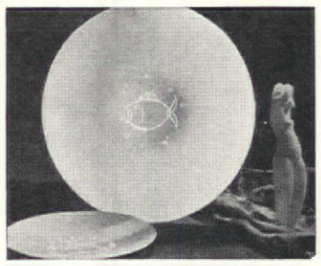

Bimini Canapé Platter. Diam. 15 in., $7.50. Also, Nassau Canapé Plate, Diam. 10 in., $3.75. (Other 10 inch plate designs—cockerel and stag.)



Penthouse Cigarette Box. Walnut decoration. Length 6½ in., $7.50.

Lido Lipstick Tissue Holder. 2x3¾, $1.00. (Refills where you buy lipstick.)



Zodiac Platter. 18 inches, $12.50. Sherwood Vase. Height, 9½ inches, $4.75.

• Do they open the package saying "How lovely!"... will they prize your present for years and years? Genuine beauty, like that found in Kensington, is always welcome. Discriminating people recognize an authentic elegance which does not stale. And they appreciate this new metal, a recently developed alloy of Aluminum with a lustrous finish. Choose your gifts from the scores of interesting Kensington pieces which you will find at the better stores everywhere. The prices are moderate, ranging from 50c to $20.00.

Prices slightly higher on Pacific Coast and in Canada. (Prices subject to change without notice.)



Empire Smoker's Tray. Cork "knocker" for pipes. Diam. 6¼ in., $3.00.



Rainbow Matchmaster. Varicolored tips. Length 6⅛ in. Complete, $1. Refills, 2 for 75c.

Kensington INCORPORATED

OF NEW KENSINGTON • PENNSYLVANIA

Soot, Grease, Picture Marks Quickly, Easily Washed Away

● "Soot and grease spots can be washed from Wall-Tex so easily, but when other wall coverings get dirty they just stay that way," writes this Wall-Tex user, adding further, "It pays to decorate with Wall-Tex, because it doesn't need to be changed."

Wall-Tex enables you to have fresh, clean, beautiful walls day in, day out, *all the time*, because it's honestly washable. So there's no need to wait until spring to redecorate. Apply Wall-Tex now, enjoy it all winter—and, next spring, wash away every trace of winter soot. *Any time* spots appear, wash them off with soap and water. No harm to the daintiest Wall-Tex colors.



Wall-Tex prevents ugly plaster cracks

Only clean walls—only walls free from *plaster cracks*—can be beautiful. Today there's no excuse for plaster cracks. Wall-Tex prevents them by fortifying the plaster with its strong canvas base. Long, enduring service is assured with Wall-Tex. Less frequent redecorating—real economy.

Distinctive new patterns are available in rich textures and colors for every decorative plan. Mail the coupon for swatches and portfolio of rooms in beautiful color photography.

WALL·TEX

DECORATIVE WALL CANVAS

MAIL THIS COUPON

Columbus Coated Fabrics Corp.
Dept. A 117, Columbus, Ohio.
Send me Wall-Tex portfolio with colorful illustrations, including Wall-Tex swatches.

Name_____

Address_____

City and State_____

For free samples of BONTEX Washable Window Shades and LINTEX Stainless Table Cloths, check here . . ☐

Rumpus room in Colonial

[*Continued from page 19*]

background. All woodwork, including cupboards, and the very interesting old double-planked doors is ivory white. The doors double-cross on the outside and have on the inside battens of solid twenty-eight-inch, hand-planed boards, with original wrought-iron and pewter latches and heart hinges. They make stout defenders against the wintry blasts that blow across New England fields and add much to the effect of homely comfort.

From the log cabin patterned rug on the wide-board floor to hooks in the ceiling—once used for hanging apples to dry—this room is authentic Early American in every detail. But it's not at all self-conscious about it, and there's nothing that looks too good to be used. All the furnishings are genuine, homespun, real farmhouse Colonial, without the superfluity which spoils so many otherwise charming rooms.

The splendid Dutch oven fireplace, with appropriate but not too numerous trappings, occupies almost half of the west wall. On the left is a wood-barrel more than a century old. This was carved from a great chestnut tree and hollowed out by one of the original owners of the farm, and, interesting to note, still has the bark on it. Near the fire, an ancient shoemaker's bench does stout yeoman service as seat, magazine stand, or coffee table—a fine place to sit and warm your back of a cold winter's evening.

To the right of the fireplace is an old-fashioned pine dresser, cut down long ago for a milk-stand and now utilized—well, you can guess for what. This fine, staunch old piece had to be peeled of innumerable coats of paint before it could be waxed and rubbed to its present rich, natural gloss. The door and some of the shelves are of solid thirty-inch planks. A colorful antique tray, sparkling glasses, bottles, and bright red candles contribute additional notes of good cheer.

Immediately in front of the fire is the tavern table, mirroring in its polished surface leaping flames and high spots of color. This is flanked on either side by benches contrived from maple spool beds—headboards used for backs and foot pieces cut in half to make the arms. The lovely tangerine-red of the upholstery and cushions on these seats is in a tex-oiled material, unfadable and almost indestructible.

The effect of this dining group, drawn up so close to a blithely chattering fire—especially when the table is set with a service in which tomato-red predominates—is a potent invitation to relax and have a good time. Incidentally, it is an effective stimulus to good talk, that *summum bonum* of all social occasions—too often conspicuous only by its absence in a more rigidly decorous environment. Here, with four or five or even a dozen congenial souls, one can settle down after an excellent dinner to tackle a few of the major problems of the universe, or just to be irresponsible and light-hearted as the mood dictates.

Thus ensconced, possibly with tall glasses in hand and chestnuts roasting on the hearth, the Puritans themselves, builders and for generations occupants of the fine, substantial farmhouse of which this room is a part, might have limbered up a bit. It is even conceivable that they might have committed the sin of laughing.

Straight side-curtains of heavy écru fishnet reveal, more than conceal, the beautiful original twenty-pane sash windows. A double shirred ruffle of glazed scarlet at the top picks up again the brilliant hue of the huntsmen's coats and the upholstery of the benches. Comfortable old tavern chairs, painted black and decked out with cushions of the red, green, and black McGill plaid, add further to the atmosphere of homespun well-being. One of these is the revolving chair, used by some former inn proprietor for keeping an eye on his customers, to make sure nobody got away without paying his score!

Between window and door on the south is the glass cupboard with hand-wrought latches and H hinges, while on the east side is a china cupboard just twice its size. The latter—in amiable conspiracy with a screen made from an 1850 map of Litchfield County—manages to hide completely the secret stair leading above.

To the right of this cupboard a door opening into the kitchen makes the serving of meals easy and practicable. On the left, another door opens into the pine-paneled living room, genial invitation for that overflow from more formal assemblies.

This rumpus room, now so colorful and inviting, so integral a part of the life of the home, was formerly what is known in Connecticut as the "summer kitchen." It was the first link in that familiar New England farmhouse queue, which practically goes on forever. Behind it was the milk room, feed room, woodshed, specialist, and finally the barn. Nothing could be more symbolic of the good, solid Yankee idea of living. The occupants could stay under cover, in fact almost never sticking their noses outdoors,

Smooth custom-made cemented seams and edges, buckram-backed "decorator" heading—Kleinert's quality features

An inspired pattern in superb colorings which "decorates" your bathroom in the most modern and luxurious manner.

The metallic silver of its hand-blocked print *will not tarnish* or chip and the curtain itself is Kleinert's famous *"Illusion"—sheer pure silk waterproofed without rubber so it NEVER cracks, chips, or peels.

Ask for *"Illusion" curtains in your favorite store—there are gay clear colors as well as fascinating prints—and window drapes to match.

Kleinert's

*T.M. REG. U.S. PAT. OFF.

SHOWER CURTAINS

485 FIFTH AVENUE, NEW YORK, N.Y.
TORONTO, CANADA · LONDON, ENG.

Illustrated above, MIRRO Star Mold cranberry salad with almond daisies and MIRRO Star Mold pumpkin dessert topped with whipped cream and cherry star.

MENUS sparkle with new interest and appeal when MIRRO Stars are used to mold gelatin dessert, fruit or vegetable salad, meat loaf or jellied meat, or to bake fancy pastry or cake.

The complete set—1 large (1⅜ qt.) and 8 individual Star Molds—offers infinite possibilities for a wide variety of attractive dishes. The large mold, of extra thick aluminum with Alumilite finish, holds ten servings, while the small molds produce delightfully distinctive individual portions.

You will find these new accessories to sparkling meals—as well as other MIRRO utensils, famous for quality, convenience features and beauty of design—at department, hardware and house furnishings stores.

MIRRO

THE FINEST ALUMINUM

MIRRO Star Mold Set

9 PIECES—1 large (1⅜ qt.) Star Mold, of extra thick aluminum with electro hardened, Alumilite finish, 8 individual Star Molds. Recipe suggestions with each set.

If your dealer does not have this set,

CLIP AND MAIL THIS COUPON

Aluminum Goods Manufacturing Company, Manitowoc, Wis.

I am enclosing $1.00. Please send me the complete MIRRO Star Mold Set.

NAME .....

STREET or R. F. D. .....

CITY ..... STATE .....

(Offer good only in U. S. Expires Dec. 31st, 1937)

THIS WAY FOR BATHROOM SPLASHERS

IF YOU LIKE COMFORT and convenience you'll fall in love with this compact bathroom with its foot-easy, splashproof floor—a new Armstrong's Embossed Linoleum, No. 5560, and its clean-easy, splashproof walls—Armstrong's Linowall, No. 735. Complete specifications of this room sent on request.

HERE'S a modern bathroom designed just for you. Splash as much as you wish—the floor is foot-easy Armstrong's Linoleum which doesn't spot and stain, and the walls, smart, practical Armstrong's Linowall, with all corners rounded for extra cleaning ease. Please note, too, the linoleum cove and base. More rounded corners you will bless, and a sanitary, water-tight connection between floor and walls. Old bathrooms, and kitchens too, can be literally transformed with these modern Armstrong Floors and Walls—made new again at less cost than the finished job would have you believe. Linowall, you see, is cemented right over old plaster. And Armstrong's Linoleum is tailored to every nook and cranny, permanently cemented in place over felt, completely covering the old, worn boards. This means cushioning comfort underfoot, warmth, and quietness. And beauty that lasts! Next time you're shopping, step into your local linoleum merchant's. Learn anew what modern Armstrong's Linoleum offers in color and design — and in practical advantages that promise new-found comfort in your home.

FIRST AID FOR HOME DECORATORS

New idea book, color illustrated—"Floors That Keep Homes in Fashion." Just the help you need. Write for it, enclosing 10¢ for mailing (40¢ outside U. S. A.). Armstrong Cork Products Company, Floor Division, 3711 Pine Street, Lancaster, Pennsylvania. (Makers of cork products since 1860)

ARMSTRONG'S LINOLEUM FLOORS

for every room in the house

PLAIN • INLAID • EMBOSSED • MARBELLE • JASPÉ • RAYBELLE • MONOBELLE • PRINTED • QUAKER RUGS *and* LINOWALL

from November until late April.

When the present owners acquired this very much abandoned, but still essentially sound, farmhouse on a beautiful, wind-swept Berkshire hilltop, all the front part of the structure was remodeled. Then it was furnished throughout with excellent examples of Early American, which had been accumulating over a considerable period. So far, so good. But there was that huge, cobwebby, disreputable old lumber room at the back. Into this all the refuse from the rest of the house had inevitably been pushed and it was an eyesore every time anybody left a door open.

The time came when it was decided that something must be done about it. A little prying off of boards and digging out of mortar laid bare the magnificent fireplace with its crane and iron oven door, luckily intact, and the eight-foot hearth, one massive slab of New England granite. The staunchly buttressed doors and wide maple floor boards, the genuine integrity and simple, fine lines of the room as a whole, hinted loudly that it ought to be adopted into the family.

Another advantage, already mentioned, were the openings both north and south right to the great outdoors. The man of the place and his friends could duck in here any time for a chat and a smoke without disturbing the rest of the household in the least. Moreover, the south door gave upon an already stoned-in terrace; ideal spot for a small formal garden, outdoor dining and living room. In both directions there were splendid views of pine, hemlock, and laurel-clad hills and a lovely, winding, up-and-down-hill country lane.

Since a considerable investment had already gone into the main body of the house, the owners, who are nothing if not energetic and enterprising, decided to take on the job themselves. They scraped, puttied, stripped off layers and layers of tattered wallpaper, then painted, waxed, rubbed, stained—and finally put on the hunting scenes. It was a job, as anybody knows who has experimented with doing over old and dilapidated rooms. But it was good sport, too, which was thoroughly enjoyed. Perhaps there is no other thrill quite equal to that which comes from creating something beautiful and useful out of what at first seems practically hopeless.

Paper and paint worked miracles. The stout, homely Early American pieces, which hadn't just fitted into the scheme of things elsewhere, did the rest. Friends and droppers-in exclaimed with pleasure at the transformation. It was pretty universally agreed that what had been a sort of plague spot had become the most attractive and popular room in the house.

Out of the attic, to decorate the mantel, came the old flintlocks which had seen service in the Revolution; thence, too, the cavalry sabre, brandished in Custer's Last Stand. From the attic also came pewter and copper tankards, mounted sleigh bells, used in olden times to summon servants, and the long-handled oven "peel" with which cake, bread, and pies were once scooped out of the great Dutch oven. The owl andirons hailed from the same source, as well as a mulling iron for cider and ale and a water-cask from an old clipper ship. With the hand-wrought broiler and a beautiful antique toaster, many an impromptu supper or hurry-up midnight snack has been concocted over the coals.

This rumpus room with its warmth and color, its easy-going air of genuine camaraderie, its convenient location and all-around usefulness, is a spot toward which guests inevitably gravitate. It is a place they love to come into and—sometimes embarrassingly—never wish to leave. Above all, from the standpoint of the man of the house, it is a spot where he can most satisfactorily call his soul his own. Every American home should contain some such masculine snug harbor.

My Mother told me

We'd be doing the dishes, or sewing, or just chatting! And she would talk about her married life, about *her* mother, about woman's part in building a home. She'd say such things as:

"Men love to play . . ."

"It's easy to be happy and contented if you feel well . . ."

"Women can be fun . . ."

"It's simple to go '*smiling through*' . . ."

Today I see the picture she was trying to paint for me. I *know* that a well woman makes a good wife; and that a good wife makes a happy home. And more than anything, perhaps, I appreciate her showing me how to go "smiling through" with Lydia Pinkham's.

. . . .

For three generations mother has told daughter, friend has told friend about Lydia Pinkham's—has explained that the ordeals of a woman's life are often unnecessarily accompanied with pain*—that women are not meant to suffer—that splitting heads, edged nerves, dull aches, can usually be lessened if your system is toned up properly.

As evidence, we offer hundreds of thousands of letters written to us by women telling how they were benefited by the use of Lydia Pinkham's Vegetable Compound.

For more than sixty years, this wonderful product has been aiding women in every walk of life. Please try a bottle of the Compound. It may help you, also, to go "smiling through."

*For three generations one woman has told another how to go "smiling through" with Lydia E. Pinkham's Vegetable Compound. It helps Nature tone up the system, thus lessening the discomforts (functional disorders) which must be endured, especially during

The Three Ordeals of Woman

1. *Passing from girlhood into womanhood.*
2. *Preparing for Motherhood.*
3. *Approaching "Middle Age."*

One woman tells another how to go "Smiling Through" with

Lydia E. Pinkham's Vegetable Compound

SUNKIST LEMONS *bring out the* FLAVOR



... A teaspoonful of grated Sunkist Lemon rind in the teapot just before you add the boiling water! In this novel and delightful way, lemon brings out the full flavor of the brew, gives a taste-bouquet like that of the rarest blends. Also serve thin slices and generous segments of the fruit ...since many wish the juice as well.

FREE BOOKLET OF 200 RECIPES

Dozens of tea-time suggestions are included in Sunkist's colorful recipe booklet. The handy menu-guide index will lead you to them. Mail coupon.

Copr., 1937, California Fruit Growers Exchange

Give tea the bouquet of a costly blend!

California Fruit Growers Exchange
Sec. 2111, Sunkist Building
Los Angeles, California

Send FREE, "Sunkist Recipes for Every Day."

Name_____

Street_____

City_____ State_____

May we present . . .

For modern rooms

You've noticed that metal is an important trend in modern furniture and decoration. But have you found lampshades in harmony with this idea?

If not, you must look at some new ones in cellulose acetate made by the duPont Company. The five new metallic colors are Son of India Copper (a metal mesh finish that is very smart for a studio, office, or living room), lilac, Cloth of Ireland green, golden beige, and tea rose. The last two are highly recommended for bedrooms.

According to the color expert, Mr. Howard Ketcham, a growing preference for plain lampshades has turned the spotlight toward new ideas in color, texture, and shape. Best of all, the plastic diffuses light softly, and it is easily cleaned with a damp cloth.

A miniature model kitchen

Your grandmother would never believe it, but it is now possible to go out and buy yourself a kitchen! Not the kind that comes with a house, but one that you can install anywhere.

Westinghouse makes these new appliance kitchens particularly for the benefit of small apartment dwellers. While they require only a limited amount of space at one end or side of a room (88 inches high and 72 inches wide), they have just about every convenience you can imagine. For instance, there is a full-size Westinghouse roaster to take the place of an average stove or range. Other appliances include a coffee-maker, sandwich grill, hot plate, and toaster. There is plenty of cabinet space. The linoleum counter tops and drainboard are the regulation 36 inches from the floor, and there is enough "toe space" to facilitate standing close to the work surface.



Cut Yourself A PIECE OF MAPLEINE CAKE
Says Marian Bell

CAKE WAS MADE for cutting—and eating. As any boy knows. Especially if it's Mapleine Cake. For that grand flavor dresses up any cake. Or pie, for that matter.

WONDERFUL WAFFLES — That's what your husband will say when you serve waffles with Mapleine Syrup. It's golden rich. Delicious. And so inexpensive. Only 1½ cents worth of Mapleine flavors one pint. Just stir 2 cups sugar into 1 cup boiling water. Add ½ teaspoon Mapleine. That's all. Serve it hot or cold. It's grand. Get Mapleine at your grocer's. Only 35c a bottle.

CAKE TRIUMPH—You'll hear "oh's and ah's" of pure delight when you serve this Mapleine Cake. Here's the recipe. Sift 3 cups sifted cake flour, 3 teaspoons baking powder and 1 teaspoon salt. Cream ½ cup shortening, 1½ cups sugar. Add 1 cup water alternately with dry ingredients. Add 1 teaspoon lemon juice, 1 teaspoon Mapleine. Mix well. Fold in stiffly beaten whites of 4 eggs Pour into 2 well greased and floured layer pans. Bake in moderate (350° F.) oven.

MENU-MAKER — And when you've reveled in the way which Mapleine transforms desserts — give it a chance on ham, baked beans and candied sweet potatoes. And watch the men-folks pass their plates for more. The youngsters will love Mapleine Candy, too.

WANT THE RECIPES?—You can have the recipe for these and 67 other tempting Mapleine dishes and dainties. Just drop a postcard to Marian Bell, Crescent Mfg. Co., 657 AH Dearborn St., Seattle, Wn.

1½¢ Flavors 1 Pint Syrup

MAPLEINE

On cold winter mornings

How about those steaming cups of coffee that make getting out of a warm bed on a cold winter morning less of a necessary evil? By now you should be thinking about such things.

So here is a new seven-cup percolater that is as efficient as it is smart looking. The Chase Brass & Copper Company must have had all of us in mind when they made it, for the results are delicious. It has a well-type heating unit, so all you have to do is plug it in, and a couple of seconds later the coffee starts "perking." It takes only about twelve minutes to make the full seven cups, and then you can be sure that it won't drip or splash when you pour it. We like the polished chromium finish and the contrasting white plastic handle.



A space saving vegetable bin

Just because your kitchen happens to be small is no reason for keeping the carrots and string beans on top of the sink. A new vegetable container called Rol-A-Bin has remedied that situation. Though the bin is large enough to hold over a half bushel of potatoes and any number of other things, it can be kept under the sink in order to save space.

Made of strong perforated metal with a solid steel bottom, it allows ventilation and at the same time prevents dirt from falling on the floor. The top bin is divided into two sections. Since it is on rollers, you can move it hither and yon very easily.

IMPORTANT! TO YOUNG MOTHERS

ACCEPTED AMERICAN MEDICAL ASSN.

57 LOOK FOR THESE TWO SEALS, THEY MEAN PROTECTION FOR BABY

MAKE sure you're giving baby the *best* in strained foods by serving him Heinz! Choice fruits and vegetables—*fresher* than you could buy—are cooked in dry steam to retain their delicious flavor, their appetizing color, those elusive vitamins and minerals! And each tasty kind bears the two protective seals shown above. You'll save money and hours of toil, too, by serving Heinz Strained Foods!

12 KINDS — 1. Strained Vegetable Soup. 2. Mixed Greens. 3. Spinach. 4. Carrots. 5. Beets. 6. Prunes. 7. Peas. 8. Cereal. 9. Apricots and Apple Sauce. 10. Tomatoes. 11. Green Beans. 12. Beef and Liver Soup.

Heinz STRAINED FOODS

McKay TABLE PAD

Guaranteed heat-proof, liquid-proof. McKay Ventilated Table Pad (established 1911) has built-in air spaces, washable top, rolled edge, soft fabric bottom. Folds up. Made to measure. Write for pattern paper prices, circular.

LYDON-BRICHER Mfg. Co. 2510 University Ave., St. Paul, Minnesota

Full size **STERLING** silver, substantial weight, five-piece service. Tray to match, heavily silver plated. Total price, $135.00. An outstanding value. Will send on approval.

UNUSUAL OPPORTUNITY

To fill in your inactive and obsolete patterns of flat silver at substantially less than new merchandise. We have accumulated more than two hundred of these patterns, such as:

Bridal Rose	Lily-of-the-Valley
Canterbury	Louis XV
Frontenac	Medici
Georgian	Norfolk
Les Cinq Fleurs	Orange Blossom
Lily	Violet

This silver has been refinished and is offered in first-class condition and materially under the price of new silver.

UNUSUAL SILVER

We have one of the largest stocks of unusual silver in the United States, consisting of Tea Services, Compotes, Pitchers, etc., by America's leading silversmiths, also foreign makers.

Correspondence solicited
Silver sent on approval

JULIUS GOODMAN & SON, INC.
47 South Main Street
MEMPHIS TENNESSEE

Right from our own kitchen

DEAR EDITOR:

Perhaps you will help me. I am entertaining my bridge club next month and would like to know what to serve. We are not permitted to serve more than three things, but then we do once in a while. We have been together fifteen years—a long time. Anything you can suggest will be greatly appreciated.

MRS. F. F. L.

We are assuming that you will be entertaining your bridge club in the afternoon. May we suggest that you serve Jellied Cranberry and Celery Salad, Toasted Cheese and Bacon Sandwiches, and Coffee. To make the Jellied Cranberry Salad for eight people cook 4 cups of cranberries in 2 cups of water for 20 minutes. Add 2 cups of sugar and cook 5 minutes. Add 1 tablespoon unflavored gelatin soaked in 1 cup of water and add 1 package cherry-flavored gelatin. When cool add 1 cup celery cut in fine pieces and 1 cup chopped English walnuts. Chill in individual molds and serve on crisp lettuce leaves, or chicory, with a spoonful of cooked salad dressing mixed with whipped cream on each mold.

To make the sandwiches cut white or whole wheat bread into 2½- by 1½-inch oblong shapes, and others in circles. Then spread half the slices with a mixture of American cheese blended with minced and pan-fried bacon. Top with the remaining slices and brown in either a very hot oven (450° F.) or under the broiler, first on one side and then on the other. This menu will not leave too sweet a taste in your mouth, yet it's sweet enough to dispense with dessert. Thus you can stick to your three-foods rule.

New foods note

Do you know the Royal Butterscotch Pudding that's just come on the market? We mention it now because cold weather does suggest puddings to us, and besides, we liked it when we tried it out here in our own kitchen. You simply add a pint of milk to the contents of one package for 4 to 6 servings. Children will find this an easy way to consume more milk per day.

—JULIA BOURNE.

NEW EASY WAY TO *Perfect Chocolate Pie!*

EAGLE BRAND CHOCOLATE PIE

2 squares unsweetened chocolate
1 can Eagle Brand Magic Milk
¼ cup water
¼ teaspoon salt
½ teaspoon vanilla
Baked pie shell (8-inch)

Melt chocolate in double boiler. Add Eagle Brand Magic Milk, stirring over boiling water five minutes until mixture thickens. Remove from fire. Add water and salt, stir until thoroughly blended. When cool, add vanilla. Pour into baked pie shell. Garnish with whipped cream if desired. Chill before serving. (Makes 1⅔ cups filling.)

● Use any other recipe, and it'll take you 30 minutes' cooking and stirring and watching to get this creamy-smooth filling! Don't fail to clip this magic recipe! ● But *remember*—Evaporated Milk won't—can't—succeed in this recipe. You must use *Sweetened Condensed Milk*. Just remember the name Eagle Brand Magic Milk.

FREE! Candy and Cookie Recipe Book



"Short-cut Candies, Cookies" gives 11 delicious candy recipes, 11 crunchy-crisp cookies. All easy, quick, or failure-proof. Many so easy, a small child can make them! Also 4 other amazing recipes! Paste this coupon on penny post-card and send today. Just address: The Borden Company, Dept. AH — 117, 350 Madison Avenue, New York, N. Y.

Name_____
Street_____
City_____ State_____
(Print name and address plainly)

Do all your mixing this quick, easy way

Cream shortening; beat eggs; mix batter; whip cream . . . these—and *every* mixing operation—are so easy with a Hamilton Beach food mixer. Whether the mixture be thick or thin—the batch large or small—the light but powerful mixer runs steadily at any speed desired. Ability to shift bowl while mixing to prevent mixture from piling up . . . the ease with which the portable mixer slides off the stand for use in any bowl or pan . . . single-switch speed control for easy one-hand operation . . . double beaters in one unit that makes cleaning easy—*all* insure greater usefulness, easier operation and better results.

See this most modern mixer at your Dealers. Choice of white and black or ivory and black finish. Price $23.75—with juice extractor and 2 bowls. (Slightly higher, West.) Many labor-saving attachments at slight extra cost.

HAMILTON BEACH COMPANY, RACINE, WIS.
Division of Scovill Manufacturing Co.

HAMILTON BEACH Food Mixer

LET'S CALL ON THE MERCERS AGAIN! I LIKE THEIR HOUSE SINCE THEY'VE REMODELED IT WITH MASONITE!

Genuine MASONITE on walls and ceilings can give YOUR home the modern beauty and charm your friends will admire. It can provide permanent, expensive-looking interiors at surprisingly low cost. With Genuine MASONITE INSULATION (right over your old walls) your home becomes a quieter, more comfortable place to live . . . cooler in summer . . . more economical to heat in winter. And no painting or extra treatment is required.



Here is the Mercers' living-room. The walls and ceiling are MASONITE INSULATION, left in its natural warm-brown finish and grooved with an intriguing modern pattern. Wainscoting, radiator covers and mantelpiece are MASONITE TEMPERED PRESDWOOD, the hard, grainless board that knows how to take the knocks.

● **Find out how MASONITE can make your home the envy of every one you know—without alterations to existing walls and ceilings—without the expense you would ordinarily pay. Just fill out and mail the coupon below.**

MASONITE

It's Right — MASONITE

THE WONDER WOOD OF A THOUSAND USES

A MISSISSIPPI PRODUCT

SOLD BY LUMBER DEALERS EVERYWHERE

MASONITE CORPORATION, Dept. AH-11-37
111 W. Washington St., Chicago, Ill.

Please send me FREE samples and more information about MASONITE INSULATION and MASONITE TEMPERED PRESDWOOD.

Name_____

Address_____

City_____ State_____

Booklets of interest to you

HOW TO JUDGE QUALITY IN BATH TOWELS If anything takes a beating in daily use, it is your bath towel. It has to stand up under your husband's pulling and yanking after his hurried morning shower. It is jerked off its rack (the only stable thing it knows) by husky children. And it has to be laundered innumerable times. So, if you want your budget to balance, you have to be sure that you buy long-wearing bath towels.

Realizing this, Martex has put out a small booklet that tells the whole story of quality towels and how to recognize them. They recommend, first of all, that you buy from only reliable department stores and linen specialty shops. Then make sure that the selvages and hems are closely woven. See that the little loops or tufts are of even length and closely clustered together. The texture should be deep and soft.

In addition to information about color (deep all-over colors slow down the drying speed) and the best laundry methods, this booklet gives you three simple tests for determining quality in bath towels. Held to a strong light you should see only tiny pin holes of light coming through, the towel should not "give" and slip when you pull it the long way, and it should rumble like a blanket when you shake it.

BE YOUR OWN DECORATOR If you want to give your own home a professional decorator's touch, you will find some hints in a booklet from the people who make Conso trimmings. There are many ideas that are easy to work out, such as adding individual pipings and fringes to the slip covers and draperies you buy, brightening your closets, and trimming your dressing table skirts.

There are suggestions for every room in the house, from the living room to a boy's nautical study. Even lamps and waste-baskets come into the picture. There are all kinds of practical, inexpensive ideas.

CONCRETE IMPROVEMENTS AROUND THE HOME. Every prospective or present-day home owner should have the new booklets published by the Portland Cement Association. They are full of intelligent facts and ideas, are beautifully illustrated, and include practical instructions on how to mix and use concrete.

We can't begin to tell you about all the valuable information; there is too much of it! It doesn't stop with ordinary sidewalks and driveways and garden pools. It goes into benches for your garden (and really explains how to make and use them), swimming pools, tennis courts, steps, and even tree surgery.

You know some of the values of concrete in building. It is warm in winter and cool in the summer; it withstands stormy and sunny weather alike; it is termite-proof, easy to keep up, and it lasts nearly forever.

At any rate, why don't you write for their booklets? One called "Concrete Improvements Around the Home" is very interesting. You can rely on the information given therein, and you will enjoy reading them.



to find the dealer you want

When you want to know who sells a certain product or service, turn to your Classified Telephone Directory. Look under the brand you want—such as Devoe & Raynolds, Exide, Stromberg-Carlson, Goodyear, Corona. Save time and trouble — avoid substitutes.

AMERICAN TELEPHONE & TELEGRAPH AND ASSOCIATED COMPANIES — BELL SYSTEM

A $7,500 house with basement "conservatory"

[*Continued from page 43*]

is best for them—from below.

Each window is screened and covered with a sash that can be opened from within for ventilation and which, since it is sloping, sheds rain and snow. The opening from the basement is not only the full width of the window sash—about three feet six inches—but also about four feet high, from the ceiling down, so the areaway under each window becomes part of the basement itself and enjoys the same house temperature. Thus the flowers planted in the area receive moisture from the ground outside, sunlight and air from above, warmth in cold weather from within, and, during the short, dark days of winter, additional illumination from the basement. Here, by the way, the lighting is done by means of the simplest type of commercial indirect standard fixtures which cast a soft glow over the room and amusing ceiling shadows.

The arrangement has proved highly successful, both in improving the appearance and increasing the comfort of the basement, and in promoting a vigorous and highly attractive growth of plants and flowers.

Until you can afford to buy a greenhouse!

[*Continued from page 41*]

the width of the lights of glass; 8 of these, each 16 inches wide, made the greenhouse about 11 feet long.

The lower part of the sides of the house was constructed of 1-inch by 12-inch boards, which were covered with building paper and wide clapboards painted white to match the house. The benches along the front and at one end were also constructed of

Free

for a post card request or this ad with your name in the margin—our new, colorful, helpful book describing

HOOSIER

Kitchens of the Hour—

Many have paid more for an old-fashioned cabinet than you need pay for the newest, stream-lined Hoosier equipment—including cabinets and breakfast sets featuring a choice of rich colors in the ultra-new linoleum table tops. They look like built-in cabinets—yet can be taken with you if you move. The details are in this *free* book. Also pictures, many in *color*, of the new matched kitchen ensembles.

In it, too, you'll find kitchen plans, color-scheme suggestions and many other things you'll be glad to know about planning your kitchen—either with a portable cabinet that needs no carpenters or with Hoosier built-in equipment. Send for this interesting, instructive book. Just address:

HOOSIER MANUFACTURING CO.
1137 Ames Street, New Castle, Ind.

LIGHTING FIXTURES

Hand wrought reproductions of all Periods made in Brass, Copper and Pewter. Send us a description of your house whether Early American, Cape Cod or Colonial.

Write for Booklet on "Lanterns and Sconces"

PLAINVILLE METAL WORKS
on-the-college-highway
Plainville Connecticut

Be Smart—
GO VICTORIAN

with this Charming Rocker

MID VICTORIAN CLASSIC finished Salem Mahogany with rich tapestry cover. The very essence of comfort for sitters any size. Folds when not in use.

$16.95
Prepaid (U. S. A.)

Use your needlepoint. Get our catalog, unusual footstools, exclusive furniture.

REIFERS FURNITURE CO.
Lafayette, Indiana

1-inch boards resting upon 4 by 4-inch posts so that the whole business can be removed in the summer for cleaning and whitewashing. No bench was placed along the wall of the garage, for this space was used as a bed for chrysanthemums in summer and fall, and sweet peas in the winter; or it could be used for more utilitarian crops, such as tomatoes. The garage wall of whitewashed stucco reflects every available ray of light. Chrysanthemums in 4-inch pots growing next to it, grew perfectly straight and showed no tendency to turn outward toward the light. Finally, the door was purchased for a dollar, and the ventilator (actually a window sash placed at the opposite end) for 25 cents at a local house-wrecking yard. Angle irons, screws, nails, putty, and miscellaneous small items cost about $12 or $15 all told.

With the greenhouse completed, the major problem of how to heat it remained. First consideration was given to connecting up with the home hot-water heating system. This proved impracticable, first, because the plumber advised that hot water circulates uphill and it would have had to run downhill to get to the greenhouse; and, secondly, the time most heat is needed in the greenhouse is at night when the fire burns low in the household furnace. Electricity was out of the question because of cost; also wires sometimes blow down on cold winter nights. A separate small boiler we did not want because it would have meant constructing a separate house to put it in; plants and coal gas don't get along well together.

We ended by placing, right in the greenhouse itself, a small wickless oil burner consuming No. 1 furnace oil. It stands just inside the door with the stack running the full length of the house, so it can radiate all the heat possible. As the stack is up under the garage eave, it casts no shadow. The burner, equipped with a three-gallon tank, uses from one to one and a half gallons a night, depending upon the outside temperature. On very cold nights when the temperature fell to fifteen degrees below zero, the entire three gallons were consumed; but fortunately this happens only on rare occasions in our locality. No. 1 furnace oil costs from six to nine cents per gallon, depending upon whether it is purchased in bulk or in individual fifty-gallon drums. In spite of warnings that the burner would either produce fumes that would kill the plants or consume all the oxygen in the house with equally dire results, we have noticed no ill effects.

On sunny days little or no heat is needed; one day, when the

"WHETHER YOU HEAT WITH OIL, GAS OR COAL, YOU NEED A GOOD BOILER *I recommend Kewanee*"

"These days most of my clients want automatic heat . . . some of them get so enthusiastic about oil and gas burners and coal stokers they forget a good heating boiler is just as necessary as ever. I recommend Kewanee because of that Company's ***69 years' experience*** as the outstanding maker of steel heating boilers."

KEWANEE
STEEL BOILERS
Insure Dependable Heat . . Cut Fuel Costs



Designed and built to "team-up" with automatic firing equipment, a Kewanee ***employs all the usable heat*** generated by the burner in the job of heating the home. None of the burner's heat is wasted . . saving the owner a lot of fuel.

And with a Kewanee you ***don't need to buy a separate water heater,*** nor maintain an extra fire to get hot water for kitchen, bath and laundry. For a copper coil water heater is a part of every Kewanee Round "R" . . not an extra.

Get the facts of how little they cost, how they save you money and about the easy financing plan.

KEWANEE BOILER CORPORATION
KEWANEE, ILLINOIS
Branches in Sixty-one Principal Cities • Eastern District Office: 37 West 39th Street, New York City
division American Radiator & Standard Sanitary Corporation

* **CASEMENT WINDOWS** *
the joy of today's loveliest homes
now made twice as convenient!

This FREE BOOK gives the latest ideas about modern casements

—Tells how to get Casements that are truly insect-proof—that drape perfectly with no interference with curtains or blinds—that are easier to open, close and lock—that don't leak—that can be washed from INSIDE—and many other valuable facts from the leading maker of modern Casement Hardware.

CLIP AND MAIL

The Casement Hardware Company
402-J North Wood Street, Chicago
Please send FREE Book, "THINGS YOU OUGHT TO KNOW ABOUT CASEMENT WINDOWS."

Name .....
Address .....
City ..... *State* .....

outside temperature was eighteen degrees, that in the greenhouse *with the heater cold and the ventilator open,* was 73 degrees. On that day Primula obconica was blooming cheerfully, and sweet pea vines were four feet tall against the wall.

While flowers of one kind or another obtained throughout the winter are the maximum rewards from a greenhouse, probably the greatest return comes in the form of sturdily growing plants ready to set out at planting time in the spring, so that your garden season is a month longer than your neighbor's. And who would not like to tear a month from the calendar of winter and add it to that of spring? Then, too, hard-to-germinate and expensive seeds can be given more perfect conditions and a security that cannot be found out-of-doors even under frames. Bulb and seed pans may be used exclusively for the growing of seeds—6-inch pans for smaller seeds and the 9-inch size for such things as calendula, marigold, zinnia, and scabiosa. Given the right temperature, the seeds germinate promptly, and when the second true leaf appears, they can be transplanted to flats or thumb pots. You will be surprised at the number of seedlings that can be taken from a 9-inch pan. One of the advantages in using pans is that you are compelled to move the plants while they are small, which is when they should be moved.

Of course, space is at a premium in a greenhouse. As spring comes, you find yourself at a loss to know where to put seedlings that yesterday were in pans and today are demanding more and more space. Extra shelves may be erected temporarily; then, as soon as the weather moderates, the hardier material can be placed in a cold frame, that necessary adjunct of every well-run greenhouse. Our frame is covered with second-hand window sash which are about three feet square and can be purchased from second-hand building dealers for about twenty-five cents or thirty cents apiece. They have served our purpose as well as the more expensive standard hotbed sash which are 6 feet by 3 feet in size. The 2- by 12-inch boards that form the sides of the frame came from the same place and cost but 30 cents or forty cents apiece.

By all means get a greenhouse. If you can buy one complete from a reputable manufacturer, do so. It will cost only half the price of a car and, with reasonable care, should last a lifetime. If you cannot afford this, don't despair. Scout around the neighborhood. Your ingenuity will suggest means of getting what you want without a large cash outlay, and you can take as little or as much time as you like to build it. If you cannot afford an oil burner of the type referred to (it costs about forty dollars) never mind; use your greenhouse as a glorified cold frame, relying on sunlight and radiation for heat most of the time. An ordinary kerosene oil heater, which almost everyone has around somewhere, will keep out the last few frosts of spring and the first frosts of autumn, and thus lengthen your garden year by anywhere from one to three months. Remember a garden without a greenhouse is like a car without tires: it will move, but slowly, and less efficiently.

Just what my greenhouse cost

Lumber (all but siding, second hand):	
Bars, 350 lineal feet @ 1c...	$ 3.50
Boards, 1 x 12 in., 150 bd. ft.	3.00
Posts, 4 x 4 in., 40 bd. ft....	.80
Redwood siding, 1 x 10 in., 94 bd. ft.	8.00
Door	1.00
Window sash for ventilator.	.25
Glass (used): 70 pieces, 16 x 12 in. @ 8c.	5.60
Putty or caulking compound.	5.00
Glazing points (Siebert) 1 lb..	.45
Lock and hinges for door....	.60
Paint: white lead and oil....	2.60
Miscellaneous hardware—nails, screws, strap iron, bolts, etc.	5.40
Sand and cement	.50
Stove (price, new, $40) actual cost, used	25.00
Chimney: material and erection	6.00
	$67.70

The entire construction work was done by the author alone, as there was nothing large or heavy enough to require two people. This is a distinct advantage because the work can be done whenever a spare moment presents itself; as a matter of fact, the job was spread out over the better part of one spring and summer. The only professional talent employed was that of a heating and roofing expert who was called in to install the stove and chimney as a conciliatory gesture toward those friends who maintained that an oil burner would give off gas that would kill everything. He was accompanied by a helper, who, in the brief space of half an hour, (1) cut his arm on the smoke pipe, (2) fell into the middle of a nice Gruss an Teplitz rose, to the detriment of both himself and the bush, and (3) broke one pane of glass. The smoke pipe has since been taken down and re-erected more firmly by the author, who, by the way, is no expert mechanic. Anyone handy with tools could duplicate this greenhouse.

All Snug and Warm —and at a Saving
RED TOP INSULATING WOOL

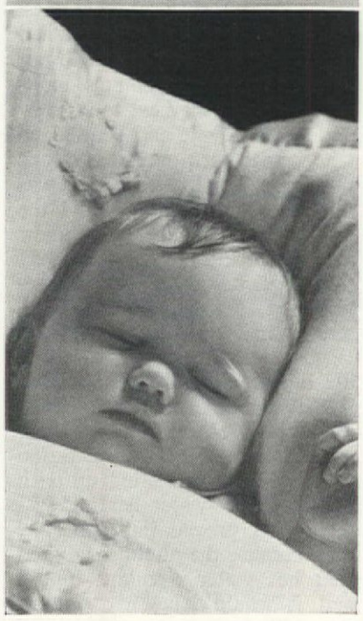

Literally Pays for Itself Within a Few Years in Fuel Savings!

■ It is so easy to make the change from a cold, uncomfortable house to a warm, safe *home*—and so economical, with Red Top Insulating Wool*! Made from the same chemically-stable mineral base as glass, this fluffy, resilient, long-fibered wool keeps your furnace heat *in your home.* It makes possible more uniform warmth, greater freedom from drafts—all with *less fuel.* In time your fuel savings actually repay the cost of insulating. For Red Top Wool goes on paying dividends in comfort and fuel savings year after year. And it is fireproof—it helps protect your home from fire. The same type of material used to conserve heat in range ovens and to insulate streamlined trains, it is chemically stable; moisture resistant; does not harbor vermin and will not decay. There is a form for both old and new houses. It is economical to install.

As a safeguard against winter cold, as a protection for your family's health, and as an *investment,* it will pay you to insulate with Red Top Wool. *Now!* U.S.

*Registered Trade-mark

UNITED STATES GYPSUM COMPANY
300 West Adams Street, Chicago, Illinois

Please send, without obligation, booklet on Red Top Insulating Wool. AH-11

Name .....

Address .....

City ..... *State* .....

UNITED STATES GYPSUM COMPANY

SECTIONAL STEEL GARAGES
That Look Like Wood
$119 and up—
Shipped Anywhere Freight Prepaid—500 miles
Easily Erected, Dismantled and Moved.
Tool Houses—Storage Sheds
Work Shops—Pump Houses
Steel Utility Buildings for All Purposes
Circular—A
JOHN COOPER CO.
307-9 Second St. Hackensack, N. J.

Are You Going to Redecorate?

A NEW BOOK on interiors, compiled by the Editors of The American Home, has just come from the presses.

Smart Interiors

188 pages of color schemes, furniture arrangements, fabrics, etc. Practical suggestions for every room in your house. Adequately covers homes in every section of the country, meeting all living conditions from California to Cape Cod.

308 Individual Rooms
12 Pages of Children's Rooms
16 Pages of Game and Hobby Rooms
15 Pages on Kitchens

Literally thousands of illustrations of furniture and fabrics. The most important service book we have published. Sent postpaid anywhere in the United States for only $1.00.

Use the Coupon

THE AMERICAN HOME
251 Fourth Avenue,
New York

Send me a copy of your new book on Smart Interiors. I enclose $1.00

Name .....

Street .....

City .....

Education means cancer control

THERE is one way to help banish the annual cancer death rate of about 140,000 persons. It is *knowledge*. Since the high cancer mortality is due largely to the fact that the disease often reaches an advanced stage before treatment is given, everyone must learn the early symptoms of it. Cancer is curable, if caught in the early stages. Thus, the hope for control lies in public education.

By an educational campaign carried on throughout the country, the American Society for the Control of Cancer is already getting results. It is encouraging to find that now many more people are applying for medical examinations in the early stages. This Society is fighting to save lives.

You can do your part in this important and worthy campaign. A contribution of one dollar will bring you their new publication, "The Quarterly Review" and ten labels for your Christmas packages. If you live in New York, write the New York City Cancer Committee, 165 East 91st Street, New York. Why not do it today?

House of earth in New Mexico

[*Continued from page 32*]

hundred years old. A tree surgeon says one hundred. Be that as it may, they are Spanish apple trees and big and gnarled enough to be a thousand.

After living in apartments for two years, we were suddenly possessed by a fever of impatience to own a home and this was the one we wanted. Five hundred dollars and it was ours—and then the headaches began.

There were five rooms, big ones, but we needed a bathroom somewhere. The house was so symmetrical—it was shaped like a U with a square base—that it was impossible to add a room anywhere but on the back or the base of the U. We hesitated to do that. A new room on the long back wall would have stuck out like a growth. And in a revolt against apartment cubbyholes, I refused to take a chunk off a room and make a bath out of it.

Finally, a friend solved it for us. By adding a new room at each end of the long back wall, we would have not only a bathroom, but a breakfast room—with a *portale* between. A *portale*, incidentally, is a covered porch. Our back and front *portales* are joined by a *zaguan*, or hallway, with wide doors at each end, so that in summer, with both of these doors opened we have an excel-

ARE YOU MOVING? Please be sure to notify us at least four weeks in advance. The Post Office Department will not forward magazines to a new address unless you pay additional postage, and we cannot duplicate copies sent to a former address. Will you please cooperate by giving us the change promptly, sending old and new addresses to the Subscription Department, The American Home, 251 Fourth Ave., New York.

"YOU'D THINK WASHERS WERE A DIME A DOZEN!"



YOU paid good money for that electric washer. Don't put its motor at the mercy of a "sewing machine oil." Such an oil is too thin.

Use the ONE oil made specially for such expensive motor-driven appliances—*Gulf Electric-Motor Oil.* It makes them run better, spikes repair bills. It never gums or sticks. *Large* can, 25c—at your dealer's. Gulf Petroleum Specialties—Pittsburgh, Pa.

GULF ELECTRIC-MOTOR OIL

The ONE oil made specially for electric appliance motors

TRIMMINGS DO WONDERS AT SMALL EXPENSE

Says **KAREN LYNN**
Interior Design Consultant for E. L. Mansure Company.

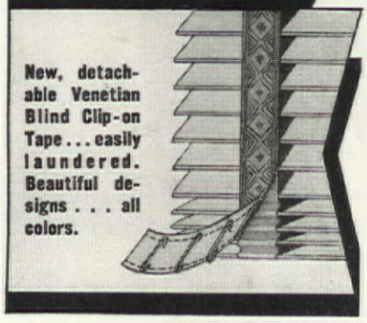

Make your rooms more livable and charming with these practical ideas. Let Mansure Trimmings give "telling individual touches" to your home at remarkably low cost. Sold everywhere in the drapery sections of department and furniture stores or through decorators.

E. L. MANSURE CO.
1611 Indiana Avenue
New York Chicago Los Angeles

E. L. Mansure Co.
1611 Indiana Ave., Chicago.
Please send us Karen Lynn's latest free booklet on how to get trimming beauty on a limited budget.
Name .....
Street .....
City .....*State* .....

lent system of cooling and ventilating the house.

After that, it didn't take long to decide to get a good contractor to handle the construction. A flat roof such as ours needs expert workmen and an old house is no easy thing to rejuvenate. Walls sometimes crumble in the process, and furthermore many cabinetmakers and carpenters refuse to work on walls six inches "off plumb" in rooms a foot wider at one end. But there are contractors who have learned how to handle all these things.

Next came the plumbers. Water in the ground is just as much a problem as water on the roof, but there was lots of water in the well. Having that, we needed a pump, a storage tank, and a sewer system. With these settled, everything began at once. The new rooms went up, made from adobes in our own back yard, and the new roof went on. None of the *vigas* was moved and with the exception of the old plank ceiling, all the others had new planks, skillfully antiqued to match the brown or red or black *vigas*, depending on how much smoke there had been in that particular room.

Then everything happened! Being by nature improvident, we had neglected to balance the budget. When we did we found that in a month or so we would have a house with plenty of water, no bills, no furniture, and forty cents in the bank.

Added to that, the excavation for the cesspool suddenly filled with more water than was in the original well and the women decided that the earth was not suitable for plaster and no one knew where good earth could be found.

It all cleared just as suddenly. We had two wells and a septic tank which was more sensible anyway. The women remembered an *arroyo* that was full of good sandy clay and a short story and serial were sold.

The foreman took the brunt of it all. We rushed in with new ideas: a recess for the kitchen stove, Mexican tiles for a window stool, flagstones for both *portales* and the dining porch, and we praised our own foresight in having already ordered a shower and bath alcove in the bathroom. The women plastered the inside walls first, using their hands, trowels, and native skill. Then the floors were finished, clear pine in eight-, ten-, and twelve-inch widths.

While the women calsomined the walls white, we scraped and scrubbed the *vigas* and stained the knotty pine cabinets and woodwork in the kitchen, oiled and waxed floors, and painted. The bathroom ceiling boards are yellow, the *vigas* stained a dark maroon. The bedroom was to be red and white until we realized that the old window was blue, Taos blue, so the new window frame had to be blue too.

When it was done and furnished there was still money for a six-foot wall across the front, eight new trees, and several Navajo and Mexican blankets. The furniture was made by local craftsmen to our specifications and is of modified Spanish design—perfect for the house.

Our grounds are not perfect yet; we plan a garage and guest house; pole fences to supplement the adobe wall in front. But, as it stands, the place has cost us four thousand dollars, including the purchase price of five hundred. It has individuality, as all adobe houses have, and it satisfies Ruskin's definition of good architecture, for it is built of native materials, it is harmonious with its surroundings, and it is of proven utility.

THE BIG "450" PACKAGE
IN A BEAUTIFUL PERMANENT GIFT BOX

$1.75 *Postpaid*
300 NOTE SHEETS
150 ENVELOPES
Neatly Printed With Name and Address
Packed in Plain Box **$1** Postpaid

● **Now you can get the big "450" Package in a smart, *permanent* gift box. Molded of modern plastic material. Classic in design. Finished in lustrous black. And priced on the same bargain basis as the famous stationery it is designed to hold!**

This fine note paper is correct in every detail for all informal correspondence. It is widely used in America's best homes. Made of *pure white, genuine bond paper of lovely texture.* Each sheet and envelope is neatly printed in rich dark blue ink with the user's name and address, for distinction and convenience.

This famous note paper, with its sparkling new box, makes a perfect gift—and an inexpensive one. Send us the names and addresses of the friends you wish to remember together with $1.75 for each name. Without gift box, $1 per name. (West of Denver, Colo., and outside of U. S., add 10%.) Your packages printed and mailed within 3 days of receipt of order. *Satisfaction guaranteed or your money promptly refunded.*

AMERICAN STATIONERY CO.
700 PARK AVE. PERU, INDIANA

Planned programs

[*Continued from page 23*]

the recommendation of the president and program chairman.

Continuity programs are growing in popularity. That is, one that takes a subject such as, let us say, Landscaping, and throughout the year develops all its phases as it relates to the individual home, the community, and the state, and to the various plant materials available in the locality. Such programs are well worth while, but their use should be carefully considered in relation to the interests of the club as a whole. If it is decided to take up such a program, it should be supplemented by monthly discussions or events of seasonable, practical interest; otherwise it will be found by the middle of the club year, or before, that only a small percentage of the members are coming to the meetings. Let the program chairman examine the ballots cast in the program referendum; if he finds that practically every member is interested in one particular phase of gardening, conservation, or other topic, this subject, might well be selected for continuity study throughout the year.

In most cases the club membership can itself provide speakers to lead the discussion of meeting topics. If the program chairman will familiarize himself with the interests and activities of the different members (as he should), he will find that most of them specialize in some particular phase of gardening. Usually most of them are willing to talk at meetings, and in that case they should be given the opportunity to do so, for they will encourage and influence other, more timid members who have actually become

experts in the growing of certain plants or in other matters of general interest, but who hesitate to tell about what they have learned or done. Thus it will be found that members of the club are able to present reports of actual gardening experiences which can assume a testimonial form of great practical value to the entire membership. That, after all, is the most worth-while and interesting sort of program that can be followed.

But should interest lag, or the discussion tend to become monotonous, the program chairman must consider the possibility of securing outside speakers even though this can prove an expensive proposition. Local commercial and professional men or members of the staff of the state agricultural college or experiment station are, in many cases, available as speakers at very little cost. However, since some expense to the club is bound to be incurred, the chairman should make certain that the speaker is fully informed on the topic desired and equipped with a personality that is likely to appeal to the club. I do not mean that the chairman should endeavor to edit such a speaker's talk, but he can certainly offer some welcome suggestions as to the type of discussion that will be interesting to a majority.

Less expensive, yet oftentimes just as satisfactory, is the possibility of securing illustrated lectures on different gardening subjects. The United States Department of Agriculture offers film strips, and usually a club will find that its state agricultural college is in a position to furnish illustrated lectures for mailing costs. Others can be had from some of the national flower organizations such as the American Rose Society. By getting in touch with all such film and slide sources, the program chairman can make up, for his own use and that of his successors, a list of available materials that will be of real value to the entire membership.

In selecting topics for club discussions, choose practical problems, such as How to Build a Rock Garden, How to Construct a Pool, How to Grow Roses, How to Select Plants for Special Landscaping Purpose. As occasional background subjects dealing with gardening in a broader sense, there are such topics as The History of Landscaping, the Work of the Agricultural Experiment Stations, or the Work and Accomplishments of Famous Horticulturists. In announcing all such subjects, it is well to re-word them so as to make them exert the maximum possible interest. And do not forget to recognize local problems and opportunities of the community or region which is served by the club.

WOMEN ARE INSISTING ON NO-RUB because they want beautiful, lustrous floors. Be sure you get only the GENUINE NO-RUB FLOOR WAX! Simple to use, just apply, it polishes itself. Also NO-RUB FURNITURE POLISH to quickly brighten furniture. USE THE BEST. ASK FOR NO-RUB!

NO-RUB

If it's No-Rub... it's Wilbert's

Made by the makers of

WILBERT'S

Paste WAX Liquid

CHEERY BRASS

Solid Brass Andirons 18" High $7.50 Pr.

Fire Tools to Match $8.50 a set

ADOLPH SILVERSTONE 21 Allen St. New York Est. 1898

Send 10¢ for metalware catalog 11-N.

FREE ENLARGEMENT Just to get acquainted with new customers, we will beautifully enlarge one snapshot negative (film) to 8x10 inches—FREE—if you enclose this ad with 10c for return mailing. Information on hand tinting in natural colors sent immediately. Your negative will be returned with your free enlargement. Send it today.

GEPPERT STUDIOS Dept. 693, Des Moines, Iowa

READ IN COMFORT

Holds any size book or magazine comfortably in *bed* or *chair*. No eye or body strain. Ideal for readers, invalids, students. *Guaranteed*. Green, brown, ivory. Only $3.50, with lamp $6. Dept. and book stores or order direct. Ponten Mfg. Co., 1404 West 5th St., Berkeley, California.

PONTEN READING STAND

Do You Make NEEDLEPOINTS?

Send for free catalog of stools, benches, chairs, etc., and needlepoint canvases. We sell furniture direct from the factory.

WINDSOR FURNITURE CO., 1503 Wealthy St., Grand Rapids, Mich.

New Fireplace Safety

Flexible metal fire screen, brings safety, beauty, convenience to fireplace. Hangs gracefully. Slides open or closed. Can't fall or be knocked down. Write for description, styles, finishes. Bennett Fireplace Corp., 57 Wall St., Norwich, N.Y.

BENNETT Flexscreen

Reg. U. S. Patent Office

What is a KITCHEN COMPLEX?

Answer: Kitchen-Complex is a lurking fear that one of the guests may see your kitchen. You slither in and out so that the door won't open wide. You're ashamed of its drabness.

Remedy: *ROYLEDGE SHELVING!* It gives those colorless kitchen shelves a bright, tidy appearance. Take this tip from over a million thrifty, particular women who now use it.

Note that: Royledge comes in many smart patterns, both modern and period. It will not curl. It needs no washing. AND, 9 feet costs only 5¢ at any 5-and-10¢, neighborhood or dept. store. (10¢ sizes, too.) Roylace, 99 Gold St., Brooklyn, N. Y.

9 FT. 5¢ Royledge REG. U. S. PAT. OFF. "FEEL THE EDGE" SHELVING

Weather Vanes! Hand made! Dozens of designs, ball bearing type, priced completely assembled from $6.00 to $75.00.

Swan

Lead Garden Ornaments! The duckling illustrated is just one of many attractive and finely modeled designs. 5" x 9" $4.00

Iron Foot Scrapers! The "Galloper" shown is ready to go places. Mounted on base ready for installation. Price, $3.50. Many other designs.

10" Length $3.50

Goods shipped C.O.D. or cash with order postpaid. Send 10 cents for our new catalog.

KENNETH LYNCH, INC. *Armourers & Metal Craftsmen* 8-14 37th Avenue Long Island City, N. Y.

MINNEHAHA HUMIDIFIER *for Healthful Comfort*



An exceptionally efficient air moistener and distinctive Radiator Shield that adds beauty, comfort to homes at small cost. Doctors indorse it for health . . . interior decorators for protection of furniture and woodwork. Scientifically, durably made with special wick arrangement to supply correct amount of moisture. Deflects heat into room. Saves fuel. Comes in convenient lengths. For literature, prices write

SPECIALTY MFG. CO., St. Paul, Minn., U.S.A.

Spode GLOUCESTER (LOWESTOFT)

Spode dinnerware will add a note of distinction to your dining room.

Select your pattern at your jewelry, china or department store or write for illustrated booklet No. 19.

Sole Agents and Wholesale Distributors

COPELAND & THOMPSON, INC. 206 FIFTH AVENUE, NEW YORK, N. Y.

18-piece service for four people $53.28

"My new book, 'Great Mother Forest,' was typed entirely on my Corona, also my many notes made in the African jungles . . .

1938 SPEED MODEL CORONA

"On my tenth expedition this winter into the Belgian Congo I am taking two new Corona Silents. Experience has shown me how sturdy these fine machines are."



COMMANDER ATTILIO GATTI

Noted African explorer, finds Corona amazingly complete as well. And the same honest value that endears Corona to men in far-off lands commends it for every-day work in school, office, or home. See the new 1938 "Speed Models". . . fast, easy to operate . . . and easy to pay for. Free carrying case with each Corona. Write for booklet.

CORONA IS THE ONLY PORTABLE TYPEWRITER WITH THE "FLOATING SHIFT"

PAY FOR YOUR CORONA AS YOU USE IT... AS LITTLE AS $1.00 A WEEK

L C SMITH & CORONA TYPEWRITERS INC
Desk 11, 155 Almond St., Syracuse, N. Y.
Please send free folder about your different Corona models.

*Name*_____
*Address*_____
*City*_____ *State*_____

2,000 Full Size Sheets in every Roll of this Finest of Family Tissues

Two and three times as many sheets as in ordinary rolls! No wonder you save with Satin Tissue! So soft and sheer this extra-value roll fits all fixtures. *Safe* for everyone! In Pure White, Natural and smart colors. 25¢ a roll or in 4-roll cartons. At better drug, grocery and department stores. Or, write A.P.W. Paper Co., Albany, N. Y.

A.P.W.
Satin Tissue

4-5-6
PICK UP STICKS
Exciting!

Get going with the crowd! Play this fascinating new game that is thrilling millions at parties, club meetings, gatherings of every kind. It's a national sensation. You can learn in half a minute . . . have oodles of fun for hours. Try it on your family . . . your friends . . . and get your set today. Toy counters everywhere. 25c, 50c, $1.

Two Other Hits
FANTEL that tells fortunes **25c** . . . and **BRODI** the great game of chance **$1.50**

Manufactured by
O. SCHOENHUT
Incorporated
Philadelphia, Pa

SUPERIOR *Heat Circulator*
A Furnace in your Fireplace

Circulates warm air to all corners and into adjoining rooms.

Smokeless Operation

A PROVEN PRODUCT
Burns wood, coal or gas.
Write for full information
SUPERIOR FIREPLACE CO.
1046 S. Olive St. Los Angeles



The Men's Garden Clubs of America on a pilgrimage. A few of the 1937 convention delegates in the garden of the Masonic Homes of Pennsylvania, at Elizabethtown

When the club finds that it is taking care of the interests and needs of its own membership—I believe *not before* then—it can consider extending its program beyond these borders to take in such interests as community flower shows, community beautification, uniform street plantings, highway beautification, and the conservation of plant life. These are all legitimate interests for garden clubs, and the national organizations have taken a leading part in arousing interest in them. But let the local work be done and the local problems considered first, before branching out into broader fields.

Create ideals of beautiful home surroundings in the membership of your garden club through its actual program. When you take care of the needs of its individual members, you will find that your club is becoming a success, and is carrying out the purpose of its organization. And when you take care of these actual needs of the membership in the arrangement of the regular programs, you will be insuring continued enthusiasm and a long and useful life for the organization.

A winter garden of herbs

[*Continued from page 42*]

ragon, and the mints, they can all be planted in two-inch or three-inch flower pots in light potting soil. Don't let the soil dry out and sprinkle the foliage frequently, both to prevent wilting while the plants are getting established and to destroy the hungry little spider mites that sometimes infest the plants. When potting chives and parsley, be sure to select young plants and set them in larger—say, four-inch—pots. A heavy soil is required for tarragon, while in the case of mints, you should pot the underground creeping roots, and then allow them to freeze in their pots, outside. After the mint plants have been frozen once, bring them into the house and place them in a spot where the sun will not strike them. Almost immediately you will notice a new growth starting. Incidentally, at the same time that I transplant my herbs, I also sow seed of garden cress or peppergrass in other pots to serve as a substitute for parsley in late winter. Both of these are fast growing annuals.

After you have transplanted your herbs, you must decide where you are going to place them. Fortunate indeed is the gardener who has a wide sunny kitchen window ledge or a bay window with large extending sills; yet I have found that any small, handy table set next to the window will serve as an ideal place on which to arrange my plants. I always keep my lower plants to the front to soften the lines of the taller varieties that form the background. Thereafter, all they need is plenty of sunshine and air, and a daily watering in order to carry on as healthy indoor-garden plants.

They will serve you faithfully, if you will only make use of their presence. Presto! Your cooking will be a triumph. Soups, omelets, sauces, meat and poultry dressings, sandwich fillings, salads, and other foods too numerous to mention will be so outstandingly good that your family (and your guests) will "oh" and "ah" over their zesty taste. I can mention here only a few of the many uses I have found for herbs in my cooking.

To my way of thinking, no herb is as lovely as parsley for a garnish, or as delightful for seasoning sauces, soups, or meat dressing when crisply fried or used fresh. Also, I think sweet basil deserves a special word of praise for giving that "certain something" to a sauce to be used with fish dishes. Here's one sauce recipe that is especially delicious: Cream one half cup of butter, add the yolks of two eggs and beat thoroughly; then add one tablespoon of lemon juice, one teaspoon of salt, one third teaspoon of pepper, one half teaspoon of minced sweet basil, and stir in one half cup of boiling

water. Put this mixture into a double boiler and stir until it boils, then continue stirring for about seven minutes. You'll be surprised how much this sauce will add to any fish dish.

So often one hears the remark, "But I hate to flavor with onion—so many people don't like foods flavored with it." If a more delicate flavor is preferred, chives are splendid to use in place of onion, especially in sandwich fillings. I often mix tuna fish with lemon juice, and add chopped chives according to taste. Soups are given an exciting difference in flavor when dill is used.

A fluffy omelet becomes a real adventure in tasty goodness when you have such ingredients as basil, thyme, chervil, chives, and parsley close at hand to pick, chop up, and add to it. As for sage, it seems to me that fresh minced sage leaves make meat and poultry dressing fool-proof. Outstandingly good is bread stuffing made with 1½ cups of bread crumbs, 3 tablespoons of butter, rubbed into the bread crumbs; 1½ tablespoons of chopped onion, 1 teaspoon of salt, ⅓ teaspoon of pepper, and 2 teaspoons of chopped sage leaves.

Still another use for sage today is to flavor bread and cheese; you will be proud of the result.

Have you ever tried adding fennel, parsley, dill, and sage to vegetable salads? If not, you have a real treat in store. Some time, for instance, try this enticing cabbage salad: Cut ⅓ head of cabbage in several parts and wash it well. Cut the core out and chop it very fine with a sharp knife. Cook 5 eggs hard and chop 4 of them fine with a sharp knife. Place chopped cabbage and eggs in a bowl and toss and fold them lightly together. Next mix thoroughly ⅓ cup of sugar, ¾ teaspoon of salt, ¾ teaspoon of mustard, 1½ teaspoons of butter, ½ teaspoon of fennel, parsley, dill, and sage that have been minced together, and ⅓ cup of vinegar and pour these ingredients into the cabbage and eggs. Toss again lightly and arrange in a dish, adding the remaining egg cut in slices as a garnish.

I've often wondered how any good cook could do without the use of mints; they add so much to so many of her recipes. Enticing are mint leaves that have been boiled when served as a garnish in fruit cocktails and iced drinks; and what, oh! what would your roast lamb taste like without spearmint jelly. Mint sauce used over meat loaf, omelet, patties, and croquettes will make them especially eatable. There are any number of mint sauces, but one that I have always found ideal is to dissolve 1½ tablespoons of powdered sugar, in ¾ cup of vinegar. Pour this

Rubbermaid
HOUSEWARE

New! COMFORT SEAT BATH TUB MAT

Only $2.95 at stores

One end is a smooth, air-cushioned rubber seat; the other a non-skid mat for sure footing. Suction cups hold mat securely in tub. 18 x 34 in.

Beautiful new colors: Peach, turquoise, mulberry, chocolate, rose. Also standard bathroom colors: White, green, blue, orchid, yellow, black. Sold in housefurnishings departments of leading stores. Or you can send us your check or money order. Specify color wanted. We pay postage.

STANDARD OVAL MAT
$1.00—16" x 24"

Ideal for tub showers. Ribbed surface and suction cups prevent slipping. Also made in De Luxe size, 18 x 32 in., $1.95. Same colors as Comfort Seat Mat above.

WOOSTER RUBBER CO.
WOOSTER • • • OHIO

FREE! THIS BOOK WITH OVER 2000 UNUSUAL XMAS GIFTS!

DANIEL LOW & CO

Gifts Men Enjoy
Accessories for Her
Home Decorations
Smart Gifts in Leather
Watches
Diamonds
Silverware
Novelties
Greeting Cards and Wrappings

Shop from your own easy chair this Christmas! America's Oldest Mail Order Gift House offers you quality gifts that are *really different*—ranging from $1 up. We've spent all year gathering them from all over the world for you! Daniel Low's 70-year policy guarantees you satisfaction—or your money back. Two books—120 pages—sent free. Write today! DANIEL LOW & CO., 120 Essex St., Salem, Mass.

KILLS

FLEAS!

GLOVER'S KENNEL and FLEA SOAP

The All-Purpose Soap for Your Dog

IT

Cleanses thoroughly
Removes Doggy Odor
Soothes the Skin
Adds Lustre to Coat
Kills Fleas
Relieves Itching
Costs only 25¢

New! GLOVER'S *Double Action* FLEA POWDER—positively kills fleas and lice on Dogs and Cats—does not merely stun them. No talcum added. Economical, safe, sure. Only 35¢.

GLOVER'S

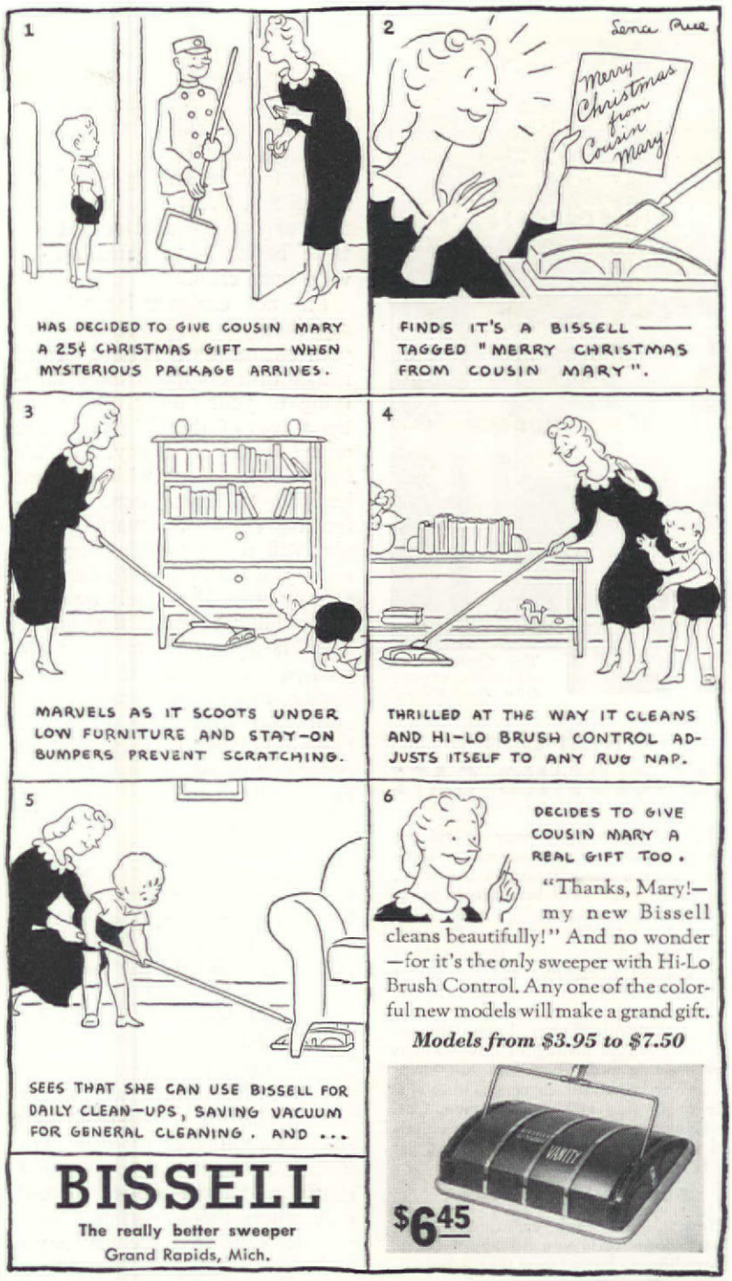

"Thanks, Mary!—my new Bissell cleans beautifully!" And no wonder—for it's the *only* sweeper with Hi-Lo Brush Control. Any one of the colorful new models will make a grand gift.

Models from $3.95 to $7.50

BISSELL
The really better sweeper
Grand Rapids, Mich.

KNITTING YARNS
Worsted, Tweed, Saxony, Bouclé
KNITTING NEEDLES with $2 order FREE
write for 400 samples
Superyarn Co., 77 Essex St., New York, N. Y.

THE NEW
DUART GENUINE ENGRAVED PERSONAL GREETING CARDS
25 for $1.25 with name imprinted!
Prompt Delivery Postpaid
All French folders—with envelopes. Each additional 25 cards with envelopes $1.00. Without your name imprinted 20% off. Satisfaction guaranteed or money refunded.
STANDARD ART COMPANY
495 Stone Avenue Brooklyn, N. Y.

"Overcoats" FOR CHILLY HOMES

★ CERTIGRADE Red Cedar Shingles laid right over present roofs and side walls make homes snug and warm in winter. Ask a lumber dealer about outstanding Certigrade economy. FREE: "Portfolio of Certigrade Homes," showing how prominent architects use Certigrade Shingles to create charm and style. For your copy write Red Cedar Shingle Bureau, Dept. B-1137, Seattle; *Canadian office*, Vancouver, B. C.

Use Plastic Wood for 1001 Repairs

There's nothing like genuine Plastic Wood for making quick, yet permanent repairs—**filling old screw holes, cracks in floors, baseboards, shelving, resetting loose drawer pulls, casters, bathroom fixtures etc.** It handles easily as putty ... quickly hardens into lasting wood that adheres to wood, metal, glass, plaster—wood that holds nails and screws and can be finished just like real wood. Sold at hardware, paint, and 10¢ stores—in cans and tubes.

PLASTIC WOOD

Make Your backyard a SAFE PLAYGROUND



This Cyclone construction closes gate automatically

—with this SELF-CLOSING GATE

HERE'S a simple way to relieve your mind of constant worry when your children are playing in the yard. Just make your yard into a safe playground by enclosing it with sturdy, good looking Cyclone Fence, with a Cyclone Self-Closing Gate. After the gate has been opened, it closes itself and keeps little wanderers from straying into the busy street.

Also, Cyclone Fence keeps tramps and undesirable strangers out—keeps your dogs in and other dogs out—protects your lawn and flowers. This valuable protection is not expensive. Call the Cyclone man nearest you (see classified section of telephone book) and get the facts without obligation.

Get this big free Book

New 32-page book, crammed full of illustrations, tells you all about fence. Shows how to have fence that is beautiful as well as useful. Shows the different kinds of fence. No matter whether you require only a few feet of fence or ten miles of it, whether you want it for your home or business property, you need this valuable book.

CYCLONE FENCE COMPANY
General Offices, Waukegan, Ill.
Branches in Principal Cities
Pacific Coast Division:
Standard Fence Company
General Offices:
Oakland, Calif.
Export Distributors:
United States Steel Products Company, New York

MAIL COUPON TODAY

CYCLONE FENCE CO., Dept. 3117, Waukegan, Ill.
Please mail me, without obligation, a copy of "Fence—How to Choose It—How to Use It."
Name .....
Address .....
City..... State.....
I am interested in fencing: ☐ Playground; ☐ Residence; ☐ Estate; ☐ Industrial Property; ☐ School. Approximately .....feet.

U·S·S Cyclone Fence

UNITED STATES STEEL

over ⅓ cup of finely chopped mint leaves, place it on the back of your stove, and let it cook slowly for half an hour. I can hear you smacking your lips in delight over it!

The trick in making baked and boiled fish, fish steaks, roasts, and fried chicken look better and also taste better is to garnish them with some cress.

I'm not exaggerating when I say that you will find many of your old recipes that have seemed rather tasteless much more satisfying to your "inner self" when the leaves of the right herbs are added in the right way. And it's fun to experiment with different herbs in different foods. The refreshing change and variety they give will really surprise you and make you realize how foolish it is for any housewife to rely on dried herbs bought from the grocer when it is possible to use green ones picked fresh from a window garden. Moreover, I'll wager that after you have once welcomed herbs into your home as kitchen collaborators you'll never again be without them.

So here and now, select the herbs that you like best and arrange a collection or a window box of them across your window ledge. I promise you it will be the most useful garden you ever had and one of the prettiest.

* * *

EDITOR'S NOTE: With the increasing interest in herb growing, it is probable that there are those who will have ideas as to how Miss Hall's recommendations should be varied or modified. For instance, some will claim that chervil and tarragon will succeed only where there is some shade; yet she says that she has never had any difficulty with the winter sun damaging her plants, which she considers among the prettiest in her winter herb garden. Again, some may question the use of leaves of coriander and caraway, of which ordinarily only the seeds are used. Of course, such things are matters of individual taste—which is one of the reasons why herb growing is so interesting, alluring, and full of delightful surprises.

Another point to keep in mind is that, in the case of annual herbs, it may be more convenient to start a new crop from seed sown in pots in late summer than to lift plants that have grown in the garden all season and that may be rather tall and leggy instead of compact and stocky. In either case, one of the essentials in indoor herb culture is frequent judicious trimming—the cutting out of the tops or main stems and the heading back of side shoots so as to develop shapely, bushy specimens. If the nipping off of leaves for use as needed isn't enough to keep the plants shapely, don't hesitate to prune systematically and vigorously.

This is a good place to acknowledge our appreciative indebtedness to two herb-growing enthusiasts for their coöperation in connection with the illustrations that accompany Miss Hall's article. The herb portraits are of plants especially potted up for us by Mrs. Rosetta Clarkson of New Rochelle, New York; the window box was discovered and photographed at the quaint old New England home of Mrs. W. H. Dutton, in Bedford, Massachusetts, where her Olde Garrison House Gardens are well known as a source of a wide variety of herbs fragrant and herbs culinary.

SCRUBBING a toilet with your hands is old-fashioned. Science will do this unpleasant job for you. Just use a little Sani-Flush in the bowl. (Follow directions on the can.) Flush the toilet and the job is done.

Sani-Flush has no odor of its own. It puts an end to unsanitary toilet odors by killing the germs and removing stains and incrustations. The toilet glistens like new. Sani-Flush purifies the hidden trap that no other method can clean. It cannot injure plumbing.

Sani-Flush is also effective for cleaning automobile radiators (directions on can). Sold by grocery, drug, hardware, and five-and-ten-cent stores—25 and 10 cent sizes. The Hygienic Products Co., Canton, O.

Sani-Flush

CLEANS TOILET BOWLS WITHOUT SCOURING

the modern idea in cleaning

Nearly a half century of weaving study and housekeeping approbation have perfected, popularized RITZ Cloths! Each does its special job immaculately—lasts long—launders like new. Pleasure to use! Features of model house exhibits—approved by Good Housekeeping. In Sets for clever Bridge Prizes, Gifts. See at Houseware & Dept. Stores. Booklet.

Floors
Dusting
Polishing
Dishes
Paint
Silver
Windows
All Uses

JOHN RITZENTHALER, 71 Franklin St., New York

RITZ CLEANING CLOTHS

Quick Drying

61

FLOOR VARNISH

NEW "61" Satin Finish is NOT slippery, positively! Requires NO polishing, absolutely! Resistant to wear and water, on floors, linoleum, woodwork, furniture. Get it at paint stores. Pratt & Lambert-Inc., Buffalo, N. Y.

"PRATT & LAMBERT"
A GOOD HOUSE PAINT

Scissors and folded paper for quilt designs

[*Continued from page 27*]

edge toward you and work out the secondary motif of the design; which may be a repetition of the main figure as the flower forms here shown, or in the case of the nursery composition an entirely different figure may be employed in the creation of the design. Then the in-between part can readily be composed. At first one may sketch the design on paper, but what is more fun—begin cutting—and when you have finished, unfold the paper to see what your design looks like when multiplied by eight; this simple triangle will be your design-section. All the designs here shown were created by the author in this manner. The design shows up beautifully when placed over a contrasting color, as will be done in the quilt.

When a design is cut that is particularly pleasing, select the cloth for the center motif, which for a full-size spread should be thirty-six inches square, and fold it in triangles three times. Take a piece of paper of this same size and shape, and cut your design into this, pin this paper pattern onto the cloth and with folded edges of the triangle securely pinned to prevent "crawling" between the scissors, proceed to cut the composition in the cloth. Of course it is more adventuresome, if one is clever with the scissors, to cut the designs free-hand (or perhaps one should say free-scissor) immediately in the cloth, discarding the use of the paper pattern entirely, but this isn't recommended for the novice.

In pioneer days some such method as this must have been employed in the making of quilt blocks, but as many another of the quaint homey ways of doing things were not passed on to us of the younger generations, when the transfer patterns came into

This LEAKPROOF SHOWER GIVES YOU A Complete Extra Bath

Weisway permanently leakproof cabinet protects building walls and floor; gives perfect freedom for fullest shower bath enjoyment. Easily, quickly installed in space three feet square or less in present homes or new buildings.

Equipped with shower head, valves and drain, the Weisway is a complete extra bath. Patented Foot-Grip, No-Slip floor of vitreous porcelain, sanitary, safe, wet or dry. Models for simplest cottage or finest homes.

Act now to have the added livability of an extra bath, to enjoy really luxurious shower bathing. **Mail coupon for Free Book.**

WEISWAY Cabinet Showers FREE BOOK!

HENRY WEIS MANUFACTURING CO., INC.
108 Oak Street, Elkhart, Indiana

Without obligation send Free Book and detailed information about Weisway cabinet showers. [ ] for my present home. [ ] new home.

Name _____

Street _____

City _____ State _____

JEAN ABBEY—*Radio Shopper for Woman's Home Companion* SAYS—"Whether you send your laundry out or do it at home, clothing — and linen — marked with CASH'S WOVEN NAME TAPES is much easier to take care of . . . and protected against loss." Easy to attach with thread or Cash's NO-SO Cement. Order from your department store or us.

Special Offer: Send 15c for one dozen of your own name and sample of NO-SO Cement.

CASH'S 187 Chestnut Street, So. Norwalk, Conn.

CASH'S 3 doz. $1.50 6 doz $2. NO-SO 25¢
JAMES 9 " 2.50 12 " 3. Cement a tube

HEALTH for Kitty with a KATNIP TREE

FREE Booklet for Cat-Lovers!

Send self-addressed envelope for vital hints on cat health, indoors. Your dealer sells Katnip-Trees—$1.75, $3.50 & $5, or sent postpaid by mfrs.

KATNIP-TREE
Hibbard Building, Seattle, Wn.

YOUR DOG FEELS BETTER LOOKS BETTER

...If washed with the *6-Use* dog soap *that* OILS TONES CLEANS GROOMS KILLS FLEAS DEODORIZES

Gives his coat a "dog show" sheen, his hair a silky softness. Leaves him spotless, free from doggy odors. Kills fleas. Oils away skin dryness; checks itching. For the greater comfort and beauty it gives, always bathe him with Pulvex 6-Use. Costs less; a 50c cake outlasts 2 ordinary cakes. At pet, drug, dept. stores.

PULVEX 6 USE DOG SOAP

general use, this method, supposing it was used by our grandmothers, was discarded.

The material required for the spread is one yard for center motif and three and a half yards for border, preferably of the same color, which includes a design strip for the pillow end. One length of sheeting. If the natural or unbleached sheeting is selected for the spread, a delightful old-fashioned look will be obtained, as it closely resembles old homespun, and is thoroughly in keeping with these appliqué quilts.

After the center motif and border strips have been cut in the appliqué cloth, measure in two feet from the bottom and two feet from the sides of the background of sheeting and carefully place the center motif. Pin occasionally to keep the cloth lying flat and even on the spread. This is best done by beginning in the center and working outward. Now baste with long running stitches, first, by the four square folds of the design, now along the four bias folds, thence completely around, allowing enough cloth to turn under securely. Before beginning to turn under these edges, snip with the scissors, the rounded portions, so as to have a neat flat edge when through. Now sew together the border strips, and pin them all along the edges; it will be noted here as is shown by the accompanying designs, the center design is nearer the border at one end of the quilt than the other, this is done to allow for tucking under the pillows. When the spread is placed on the bed the center design will appear in the middle of the bed. Continue this pinning and smoothing until the border is smooth and flat on the spread. Now baste this design in the same way in which the center was done.

Now join the top, the quilting batting, and the back of the quilt together and proceed with the quilting. A design which brings out the appliqué motif is simply to follow the forms themselves in quilting this portion of the spread. When we come to the central motif, first quilt all around this plain block, then following the crossed basting threads it will only remain to put in a few short "V" or "point rows" and the quilting of the appliqué is finished. A simple quilting design is best for the plain surface, the square or diamond design would be the most desirable one as that will not attract the eye away from the exquisite composition in the center.

As was done in the olden times, these quilt spreads are to be used over a much larger *under* spread as these are not big enough to come down over the side rails of the bedstead.

You'll BE PROUD of Your TABLECRAFT

★ Spotless, crisply gleaming cloths are so important a part of any table setting. That's why you'll thrill with delight when you see the new TABLECRAFT Cloths, Napkins and Damasks, luxurious enough for "company" but priced for "every day." There's a choice of lovely patterns, white and fast-color pastel shades, in standard, finished sizes (hemmed) or by the yard in white only. And, best of all, TABLECRAFT is permanently finished so that stains are easily removed and it will not lint nor lose its fresh good looks. Guaranteed by GOOD HOUSEKEEPING (as advertised therein) and Laundry Tested and Approved by the American Institute of Laundering. Made *right* in America by America's largest producers of fine table cloths and napkins.

IT'S A GIFT a lovely TABLECRAFT cover for breakfast or cocktail tray. With your name and address send 10c for postage and handling to ROSEMARY 44 Worth St., N. Y.

Ask by name for
TABLECRAFT
REG. U.S. PAT. OFF.
CLOTHS • NAPKINS • DAMASKS *by* Rosemary

YOUR HOME RECAPTURES OLD COLONIAL CHARM
with Sunny Whitney Maple

• This new Duncan Phyfe group is in keeping with the Whitney tradition of reproducing only the finest of Early American styles. The 18th Century grace and delightful Whitney finish give a new appreciation of charm in a maple group. The satin-smooth Whitney finish begins with the purchase of select northern hard lumber. Only on the choicest maple free from defects can Whitney clearness be produced.

Whitney's sunny maple brings cheer and charm to any room in your home.

•

No. 7012 Buffet, $115; No. 6331 Mirror $28; No. 7013 China Cabinet, $115; No. 7144 Table, $84; No. 7222 Chair, $27.80; No. 7223 Armchair, $32.80.

(Prices slightly higher, Denver and West.)

W. F. Whitney Co., Inc., South Ashburnham, Mass.
Please send me a copy of "How to Furnish Any Room with Whitney Maple." I enclose 10¢.

Name _____
Address _____
City _____ *State* _____
AH 11

★WHITNEY★

A Vacuum Cleaned Blanket for Gardens

Yes, your garden **needs** a blanket this winter to protect your plants and shrubs from winter's toll of death and injury. Protect your perennials, hedges and other plants with a mulch of Premier Peat Moss applied two or three inches deep **after the ground freezes.** Premier Peat Moss **more** than pays for itself in preventing winter-kill, and also can be used over again in the Spring to improve the porosity and absorbency of your soil.

Premier Peat Moss is **vacuum-cleaned** by a patented process. Its superior quality is proven by its lighter weight, its greater coverage per bale and the fact that it **never** cakes due to its spongier, less decayed cell structure. Premier saves labor—lasts longer—gives better results.

Write for FREE FOLDER showing HOW, WHEN, WHERE and WHY to use Peat Moss for best results

Premier Peat Moss Corporation
150 Nassau St., New York City

Name _____
Street _____
City _____ *State* _____

PREMIER
Swedish & Northland
PEAT MOSS

PLANT FOOD TABLETS
Quicker Growth! Easy to Use!

House and garden plants grow and bloom better when fed **STIM-U-PLANT,** proved fertilizer. Simply insert tablets in soil. Results assured. Ask dealer or send 10c today for generous package to Agri-Lab, Inc., 3427 Milton Ave., Columbus O.

10¢ PKG

BURPEE'S Giant Zinnias

Giant Dahlia-Flowered double blooms about 5 inches across. Four favorite colors, **Scarlet, Yellow, Lavender** and **Rose,** a 15c-Pkt. of ea., **all 4 for 10c!**

4 PKTS 10¢ 60¢ VALUE 4 BEST COLORS

Burpee's New Seed Catalog Free. Very low prices. Write today.

W. Atlee Burpee Co., 250 Burpee Bldg., Philadelphia

Grow Flowers

MORE BEAUTIFUL THAN YOU EVER HAD BEFORE

One of these odorless TABLETS a week in pots and window boxes make soil rich as florists' earth by constantly replacing food. Used as liquid fertilizer if preferred. Endorsed by Garden Club members and Amateurs.

Ferns, begonias, ivy, all plants grow new shoots and thrive all winter in spite of hot, dry air and temperature changes when nourished with this improved, concentrated FOOD. Don't delay, start feeding now. At dealers, 25c, 50c, $1.00. Trial size at 10c stores. FREE booklet, Care of Plants, by Mr. F. F. Rockwell, noted writer of books and articles on horticulture enclosed with each $1.00 box, postpaid direct from

FULTON'S PLANTABBS
PLANT FOOD TABLETS
21 Biddle St. Baltimore, Md.

Good news for gardeners

E. L. D. SEYMOUR

THE thirteenth National Shade Tree Conference held in Baltimore, Maryland, early in September, struck a distinctly optimistic note. As at all gatherings of research workers and professional experts, the papers and discussions were sometimes technical and inclined to be scientifically non-commital. Yet they contained heartening messages for home owners and tree lovers everywhere, and evidence of the progress that is being made in this relatively new field of tree protection and tree care; a field in which one problem is the overcoming of a poor impression left in the public mind by unscrupulous quack "tree doctors" of an earlier day—the precursors of a modern fraternity of sincere, skillful, highly trained, well-informed tree experts.

The report on the much-feared Dutch elm disease revealed that the past year's scouting, although more thorough and extensive than ever, discovered a much smaller number of definitely infected trees. For example, for the years 1933 to 1937 inclusive, the numbers of diseased trees found in a few communities are as follows: Newark, N. J.: 30 — 88 — 48 — 33 — 7; Passaic, N. J.: 30 — 110 — 55 — 36 — 19; the Bronx, N. Y.: 102 — 403 — 334 — 185 — 80; Staten Island, N. Y.: 18 — 653 — 326 — 70 — 22; Oyster Bay, N. Y.: 7 — 7 — 30 — 41 — 9. This consistent reduction of cases, in connection with the systematic, prompt removal of diseased specimens and decrepit, valueless, disease-susceptible trees, is interpreted as proof of a real advance toward that much-sought goal—complete eradication of the trouble. A year ago, Dr. Richard P. White of New Jersey, who has, since the first, been in close touch with the situation, recommended the continued planting of elms even in New Jersey, the stronghold of the disease, in view of what he considered the bright prospects for success. At Baltimore, he reaffirmed his belief with added emphasis as a result of the current season's disclosures.

From Cornell University Dr. G. F. MacLeod brought news of a new, simple, promising method of controlling the eastern tent caterpillar. After several years' work, he finds that the poisoning effect of fine sulphur on the newly hatched caterpillars gives a high degree of control, besides helping to keep fungous diseases in check. As it is harmless to animals and humans, it is highly desirable for use in gardens, woodlands and orchards, and along highways. The material can be used either as a dust or as a spray (30 pounds of sulphur to 100 gallons of water), and should be applied so as to keep the twigs and new foliage covered for about a week just as the worms are emerging from the egg masses. It seems possible that this convenient control measure may prove effective also against the unpleasant canker-worm (inch-worm) and the elm leaf beetle.

Of course, an intention to use sulphur against tent caterpillars next spring should not deter one from examining all the wild

Demonstrating modern methods of moving big trees at the National Shade Tree Conference, Baltimore, Maryland, September 2, 1937

DON'T BURN YOUR LEAVES! and don't destroy other garden wastes.
They are Invaluable as Fertilizers.

1.—Dig a pit 2-ft. deep banking the dug-out soil around it.

2.—Spread a 6-inch layer of rubbish.

3.—Wet the layer of rubbish thoroughly.

4.—Sprinkle ADCO on the layer. Repeat 2, 3 and 4 until all rubbish is used.

MIX THEM WITH ADCO and change them into rich organic manure. The work can be done on top of the ground or in a pit as illustrated. It is easy — anybody can do it.

Every dollar's worth of ADCO makes over 300 lbs. of organic fertilizer.

All these wastes are rich in plant food if treated by the famous ADCO method. Why not start today? Get ADCO from your seedsman or direct from us. Ask us for your copy of "Artificial Manure and How to Make It"—FREE.

"Makers also of the new ADCO WEED-KILLER for LAWNS which eradicates weeds while stimulating the grass. 25-lbs. (2500 square feet) F.O.B., $5.75."

ADCO WORKS, Carlisle, Pa.

A Winter Blanket TO PROTECT YOUR GARDEN

YOUR perennials and shrubs need winter protection, too — protection against the expansion and contraction of the soil due to cold nights and warm mid-days. A mulch of Emblem-Protected Peat Moss, with its millions of tiny cells to provide perfect insulation, gives this protection inexpensively.

You'll like mulching with Emblem-Protected Peat Moss — it's so clean and easy to use. And what's more — it serves a double duty, for next spring you can dig it into the soil to supply organic matter or use it later on as a summer mulch.

FREE Send for our new bulletin on Winter Mulching. It tells the best time to mulch—how thick a mulch should be to be effective—and many other important facts on mulching. Write for a copy today. It's Free. Just address Dept. A.H.-11. Peat Import Corporation, 155 John St., New York, N.Y.

EMBLEM-PROTECTED PIC PEAT MOSS

For Winter Mulching

GPM PEAT MOSS

It's Emblem-Protected PIC

DON'T risk the loss of valuable perennials and shrubs this winter. Protect them from Winter-Kill with a mulch of GPM Peat Moss. Inexpensive, Clean, Easy to use. For best results, insist on GPM. Write for FREE folder, "Preparing Gardens for Winter."

ATKINS & DURBROW, Inc.
165-A John St. New York, N.Y.
1524 South Western Ave. Chicago, Ill. **177 Milk Street Boston, Mass.**

Dreer's **PAPER-WHITE NARCISSUS** **18** *mammoth bulbs for only* **$1.00**

The flower of exquisite fragrance! Easy to grow indoors in pebbles and water. Plant periodically, starting late November and throughout the winter. Postpaid.

Free Bulb Catalog
HENRY A. DREER
110 Dreer Bldg., Philadelphia, Pa.

LEARN LANDSCAPING!

By mail, in spare time, prepare for this well-paid, enjoyable work. "Cleared $1200 in 3 months," writes W. G. N., Utah. "Send me 4 more graduates," N. Y. nurseryman. Course is easy, complete, practical. Earn while learning. B. B. B., of St. Paul, Minn., paid for course out of earnings while studying. Write for details.

AMERICAN LANDSCAPE SCHOOL
1117 Plymouth Bldg., Des Moines, Iowa

Burpee's New Marigold CROWN OF GOLD

Entirely Odorless Foliage! **LARGE PKT. 10c**

Sensational Gold Medal Winner of 1937. Fragrant golden-orange flowers; early; blooms all summer. 1937 price, 25c per pkt.—now you may have twice as many new-crop seeds for only 10c—send today!



Burpee's New Seed Catalog free—Very low prices.
W. Atlee Burpee Co., 251 Burpee Bldg., Philadelphia

NEW MIRACLE WINDOW SHADE!



..Yet Costs Only 45¢ Each
COMPLETE ON ROLLER

Dirt, grime, fingermarks wash off FABRAY easily with soap and water. No streaks, no watermarks, no ground-in-dirt even at the hem where most handling occurs! And FABRAYS don't pinhole or crack—no clay-filling. Yet only 45c each for full 6 ft. length. Be sure you get the *genuine* FABRAY shades. You can see them at your department store or 5c to $1.00 stores. Write for FREE set of color samples to CLOPAY CORP., 1284 York St., Cincinnati, Ohio.

FABRAY Washable, Unfilled Window Shades

YARNS

$1 LB.!

AT LOWEST CUT-RATE PRICES! FREE SAMPLE CARDS, needles and knitting bag **free** with order. Silk Boucle (all colors), Worsteds, Shetlands, Velveens, etc. 500 colors. Write Today for Samples. Est. 21 yrs. SPECIAL DISCOUNT OF 10%. F&K Yarn Co., 85 Essex St., N.Y.C. Dept. AH-11

Brand's PEONIES *Prize Winning Stock*

Large vigorous roots, grown in ideal soil and climate. Pedigreed Peonies in all the world's best varieties, such as Mrs. J. V. Edlund, Hansina Brand, Blanche King, Mrs. A. M. Brand, Mrs. Bryce Fontaine, Walter Lindgren, Oliver Brand, Martha Bulloch, LeCygne and many other choice peonies in the FAMOUS BRAND DIVISIONS. Brand Peonies consistently win first awards at all famous peony shows.

BRAND'S "OWN ROOT" FRENCH LILACS

World's largest stock of these gorgeous "Own Root French Lilacs." Such wonderful varieties as Buffon, Decaisne, Edith Cavell, Henri Martin, Hippolyte Maringer, Katherine Havemeyer, Leon Gambetta, Miss Ellen Willmott, Olivier De Serres, Pres. Poincaire, Reaumur, Victor Lemoine, and many others. Write for FREE NEW FALL CATALOG.

BRAND PEONY FARMS, Inc
132 East Division St., Faribault, Minn.

50 GUARANTEED TO BLOOM TULIPS $1 ONLY

50 Strong field-grown tulip bulbs GUARANTEED - TO - BLOOM next spring for only $1.00, postpaid. Assorted leading name varieties including red, rose, orchid, yellow, variegated colors. Send dollar today.

LAUGHTON FARMS, Box No. T60, Waxahachie, Texas

New CACTUS

Grow these wonderfully interesting and beautiful flowering plants. Write for my new **Free** catalog, 24 pages of colored pictures and descriptions. A fascinating hobby for the window gardener or apartment house dweller. Grow anywhere! Johnson Cactus Gardens, Box 23, Hynes, Calif.

Maule's Success Tomato

Large, smooth, heavy; ripens evenly, without ridges or cracks. Deep solid, luscious red flesh.

Full 15c packet (over 1000 seeds) **free** with *Maule's Seed Book*. Send 3c for postage. **Or, send** 25c for ½ Ounce postpaid.

SEEDS FREE Write today

WM. HENRY MAULE, 400 Maule Bldg., Phila., Pa.

cherry, apple, and hawthorn trees in his vicinity during the winter, and pruning off and burning any twigs bearing the small, cylindrical, glossy brown egg masses.

New testimony as to the efficacy of protecting valuable trees by means of lightning rods or, more properly, cables, was presented. Although new facts are constantly coming to light in this awesome field, methods of installation are now so far perfected as to provide very considerable safety, not only for tall trees, but also for structures, animals, and people located for a considerable area under and around them. The critical, practical study of different kinds of insecticides and fungicides goes on with scrupulous care, and new data are constantly making it easier to apply just the right material at the right time to any particular kind of tree, shrub, or plant. Interesting experiments are also being carried on into all the possible means of feeding plants to overcome specific nutritional deficiencies. The latest tendency in this direction is toward the use of chemical solutions sprayed on the foliage or even injected into the tissue of trunk or branch—hypodermics, so to speak.

JUST as the season for daffodil planting opened, along came the 1937 Daffodil Year-Book, No. 8 of the series issued by the Royal Horticultural Society of England. One of the finest things of the kind in the horticultural world, this volume of more than 150 pages and twenty full page halftones shows what a truly great organization working through a committee of exceptionally capable enthusiasts can accomplish for the cause of gardening in general or any one flower in particular. Dealing with the culture of narcissi in various parts of the British Empire, flower types and classifications, bulb treatments and acclimatization, and reporting all the daffodil shows and meetings held in England last year, the book is a record of fact and information of value to growers of narcissi everywhere. They can secure copies from the Secretary of the Society, Vincent Square, Westminster, London, for five shillings (bound in paper) and six shillings (in cloth).

LAST year, we were rather late in announcing the appearance of the Garden Calendar of the Four Counties Garden Club of Pennsylvania. Made by gardeners, for gardeners, this practical guide is winning accumulative approval. The edition for 1938 has been available since October first, and copies can be obtained for one dollar from Mrs. T. Williams Roberts, Pencoyd Farm, Bala-Cynwyd, Pennsylvania.



BARRE MEMORIALS give to memory an eternal shrine in living granite. More than that, they do honor to the providence and pride of family name. As such, they mark a beginning—not an end, and are chosen and purchased before need. This banishes, once and for all time, the possibility of an earthly resting place unmarked, obscure and eventually forgotten. . . . With the incomparable, naturally enduring qualities of *SELECT BARRE GRANITE*, inspired workmanship succeeds gloriously in carrying out an ideal—memorials which stand triumphantly through the ages. . . . The question of a memorial cannot be carelessly dismissed; it should be calmly discussed and arranged in time of independence. Write today for the beautiful "Book of Memorials." Tell your dealer you want a SELECT BARRE MEMORIAL—*Guild* inspected and certified.

THE BARRE GRANITE ASSOCIATION, Inc.
Dept. AH, Barre, Vermont
"The Granite Center of the World"

The BARRE GUILD MARK on the monument is evidence of *Guild* inspection and approval. It is applied to *SELECT BARRE MEMORIALS* created to *Guild* standards. It is further evidenced by a *Guild* certificate guaranteeing permanent satisfaction. No stronger guarantee can be made. An entire industry is pledged to its fulfillment. *Guild approved monuments* are sold only through responsible monument dealers. *Write for book: "To Protect Your Memorial Investment."* Look for the *Guild Mark* inconspicuously etched in the base of the stone.

PHOTOGRAPHED FROM LIFE—NO. 10 OF A SERIES

"Kitties will be kiddies . . . but what's a little thing like a tug of war to Utica or Mohawk sheets! They're born with nine lives, too . . . as millions of thrifty homemakers have discovered. Utica sheets and Mohawk sheets launder so beautifully, they remind you of my name, 'Snowy' . . . I've never known a Utica or Mohawk sheet to turn mouse-gray."

Ready for use, these famous sheets may be obtained in modern laundry saving packages. You save first laundering cost. No paper labels on fabric.

UTICA Sheets • MOHAWK Sheets

Utica Muslin—The quality sheet of four generations of particular homemakers. Prized for softness. Praised for durability.

Utica Percale—Percale sheets of utmost luxury, with the feel of silk and the strength of linen.

Guaranteed BY GOOD HOUSEKEEPING as advertised therein.

Mohawk Muslin—The thrift sheets of the nation. Popular priced, with distinctive weave that assures long life; easy laundering.

Mohawk Percale—Smart guest quality percale sheets that cost only a few cents more than ordinary sheets.

Free "Snowy" Gift

32-page *Restful Sleep* book. Contains 6 life pictures of "Snowy," complete information on bed-making, laundering and correct sheet sizes. Just mail coupon.

Copyright 1937 Utica & Mohawk Cotton Mills, Inc.

Utica and Mohawk Cotton Mills, Inc. AH4, Utica, N. Y.

*Name*_____

*Street*_____

*City*_____ *State*_____

Sheets born with nine lives

Make Better Coffee

Want perfect coffee every time? Then—take the guess work out of coffee making. Silex glass coffee maker thinks for you...automatically and correctly times the period of coffee brewing after switch is turned off. Pyrex brand glass, guaranteed against heat breakage. Clean...easy to keep clean.

ANYHEET CONTROL SILEX
Keeps Coffee Any Heat

Perhaps your family straggles in for coffee at different times. Now—no more cold coffee for late comers. With Silex Anyheet Control you dial the heat you prefer...keep your coffee at any heat desired...without reheating. The last cup tastes as good as the first!

DIAL YOUR HEAT

Anyheet Control can be purchased separately for recent electric models . . $1.50

ANYHEET CONTROL SILEX . . . $6.95

Other Electric Table Models $4.95 up

Kitchen Range models . . . $2.95 up

The Silex Co., Dept. 3, Hartford, Conn.
The Silex Co., Ltd., Ste. Therese, Quebec

Brewing completed without removing glass from stove

Genuine SILEX GLASS COFFEE MAKER

TRADE MARK REGISTERED U.S. PAT. OFF.

So that winter won't damage your pool

DALE R. VAN HORN

FREEZING weather can cause much more damage in your pool than any amount of constant use in summer. The small pool, built along irregular lines and without a drain, is especially susceptible to the ravages of Jack Frost, for concrete won't bend or give an inch. Let water freeze in a pool with fairly straight sides and you'll have all sorts of cracks to fill next spring. And patching those cracks doesn't always fix things; no matter how well done, it really only chinks the cracks, and the chances are that the year following the selfsame cracks will show up again, only much wider.

One of the surest ways to get the garden pool through the winter is to remove the water by siphoning or bailing, then fill it with straw or leaves, and finally cover it with heavy canvas or tarred roofing paper, putting rocks along the edges to hold them down (Fig. 1). Large pools

with much thicker walls that slope outward from the bottom (Fig. 3A) seldom need this attention. But they, too, even though provided with a drain, should have this drain protected, preferably with straw and then leaves which are weighted down. This will keep the drain from becoming clogged by freezing and any water that runs into it will then drain away properly without causing damage.

A pool whose greatest diameter is below the ground level (as shown in Fig. 2), will surely crack

badly if water is allowed to freeze in it. However, this type is ideal in summer because it affords projecting ledges for the fish to hide under and gives an impression of greater depth than when the walls slope rapidly in toward the center. I don't say not to build this type of pool if you prefer it, but if you do, be sure to protect it with straw or leaves and canvas or tar paper covering as above described. One garden lover merely empties his pool of water each fall, then fills it with soil, rounds this over slightly, mound fashion, and digs it all out again in the spring. While his pool is several years old and has gone through several hard winters, it hasn't cracked yet. However, handling the equivalent bulk of straw or leaves is easier work than moving several yards of earth.

Little "vest pocket" pools, made by merely scooping out some earth and lining the hole with a thin shell made of sand and maybe only one sack of cement, are becoming more popular. No matter how small the garden space, there will be room for one of these. Filled, usually, from the garden hose, they are allowed to overflow for thirty minutes perhaps once every week or ten days to prevent the water from getting stale. Field stones are ideal for capping the edge of the concrete.

Larger pools made in somewhat the same manner should be reinforced with woven wire if of a general circular shape (see Fig. 3B). Iron rods should be used for

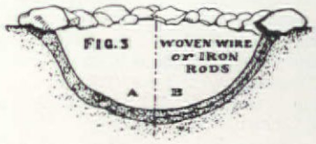

reinforcing at the corners if the pool is square or rectangular. While reinforcing won't prevent cracking if the pressure becomes very strong, it does at least tend to prevent the widening of cracks if they do occur and thus makes patching, when necessary, easier and more successful.

A pool drain should be well screened if possible to prevent rubbish getting in and clogging it. Some people like a drain to have a single plug with a rod handle which extends above the surface for easy lifting. If the drain pipe is two inches or more in diameter, a screen isn't so essential, although it is always desirable.

Last but not least, there is the inventor-farmer method of preventing damage by freezing. This consists of an inverted tin bucket or large tin can placed upside down on the bottom of the pool and held there by a rock on top

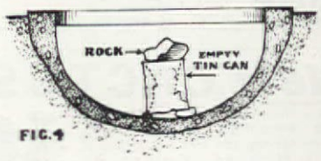

as shown in Fig. 4. As the water turns to ice, the pressure begins to cave in the sides of the bucket (as the dotted lines indicate) instead of spreading the walls of the pool.

This method will work, however, only as long as some water remains unfrozen. It isn't worth two whoops when all of the water in the pool freezes.

Which of these 3 Rug Problems do you face?



You can find the answer in

COCHRANE *Room-Size* RUGS

CORRECT-FITTING RUGS SHOW THE SAME AMOUNT OF FLOOR SPACE ON ALL FOUR SIDES

Correct color harmony is not enough in selecting rugs nowadays, say home decoration authorities. It is equally important to have rugs correctly proportioned to your rooms.

Cochrane Room-Size Rugs offer you a new easy way to choose rugs that meet *both* requirements—for they come in 90 smart patterns and colors, and 36 sizes.

Rug-shopping becomes a fascinating experience when you visit a store that features Cochrane Room-Size Rugs. First, you select your pattern from the 90 designs and colors, all of which you see in actual floor sizes. Then you choose the correct size from 36 different sizes. There are sizes for long rooms, square rooms, large rooms and average rooms; patterns and colors to suit every home: plain colors, Early American, Modern and Persian. Every rug with a 100% virgin wool surface, to assure lasting beauty.

Charles P. Cochrane Company, Manufacturers of high grade carpets and rugs Mills and main office, Kensington Ave. and Butler St., Philadelphia, Pa.

P. S. If you do not know the name of the store in your city that handles Cochrane Room-Size Rugs, write us and we shall be glad to send it to you.

Hollywood's Most Polished Voice

HERBERT MARSHALL* TELLS HOW THE THROAT-STRAIN OF ACTING CALLS FOR A LIGHT SMOKE

"In a recent scene," says Herbert Marshall, "I talk two minutes on the telephone. This scene took half a day to 'shoot'—four hours of painstaking voice shading. But even after scenes like this, I find that Luckies are always gentle on my throat. It's only common sense for an actor—or anyone else, for that matter—to want a light smoke."

The reason that Mr. Marshall—and you—find Luckies a light smoke is that the "Toasting" process takes out certain throat irritants found in all tobacco—even the finest.

And Luckies do use the finest tobacco. Sworn records show that among independent tobacco experts—auctioneers, buyers, warehousemen, etc.—Lucky Strike has twice as many exclusive smokers as have all other cigarettes combined.

In the impartial, honest judgment of those who spend their lives buying, selling and handling tobacco . . . who know tobacco best . . . it's Luckies—2 to 1.

. . .

***Co-starring with Barbara Stanwyck in RKO's "A Love Like That"**

A Light Smoke

EASY ON YOUR THROAT—"IT'S TOASTED"

Copyright 1937, The American Tobacco Company

The American Home

Vol. XVIII

June, 1937 to November, 1937

2399

COUNTRY LIFE—AMERICAN HOME CORPORATION

Editorial Offices
444 Madison Ave., New York City

1937

Subscription Dept.
251 Fourth Ave., New York City

INDEX TO THE AMERICAN HOME

Volume XVIII—June, 1937, to November, 1937

Copyright, 1937, by COUNTRY LIFE—AMERICAN HOME CORPORATION, New York, N. Y.

Accessories for Game Rooms, Nov. 22
Adams, Mrs. B. M., bedspread of, June 29
Add to your Kitchen this Fall, Sept. 156
Adobe, New Mexico, Nov. 32
Ahlers, Francys Shull, Letter from, Aug. 43
Air Conditioning, Taking the mystery out of, Sept. 20
Akers, Mrs. Alfred, garden and driveway of, Aug. 8
Alaska State Flower Print, Sept. 12
Allen, O. E., Home of, Oct. 24
Allen, Ruth, Aug. 13
Amorphophallus titanum, Sept. 137
Anderson, Joel, article by, Nov. 40
Andrew, J. E., article by, July 43
Anker, Mr. and Mrs. John, home of, Oct. 4
Annual garden, At the edge of the, July 16
Anthony, Mrs. M., scene from home of, Nov. 4
Any Child can Train a Dog, Oct. 38
Apartment in Brooklyn, Sept. 153
Apples, Good things to make with, Nov. 49
Are you Sure you're Insured?, Sept. 10
Ashbrook, Marguerite L., Recipes by, Nov. 49
As Oregon knows the Spittle Bug, Sept. 132
As Was and As Is, Sept. 66
Atlanta, Georgia, home in, June 21
Attic Apartment, A Decatur, Sept. 108
Auction, How to behave at an, Nov. 38
August is the Time, Aug. 13
Austin, Jean, article by, June 37
Autumn Picnic, Oct. 156

Bachelors Who Roast Beef, Nov. 52
Backyard recreation room, June 32
Basement "Conservatory", A $7,500 House, Nov. 43
Basement of Dr. and Mrs. John C. Baker, Nov. 17
Basement Playroom, The Flying Cloud, Nov. 21
Basement Sunlight, Nov. 44
Baker, Clarence E., article by, June 40
Baker, Ethel Mary, article by, June 18
Baker, Dr. and Mrs. John C., Basement of, Nov. 17
Ballantine, Mr. and Mrs. John, Home of, Sept. 38
Bancroft, Caroline, article by, Sept. 51
Band Boxes, Grandmother's, Aug. 11
Bannerman, David B., Jr., article by, July 43
Bareuther, David George, article by, Sept. 28
Barrette, J. Roy W., article by, Nov. 41
Barrons, Keith, article by, Oct. 19
Bartlett, Miriam, sketches by, Aug. 26, 77
Barton, Roger A., article by, Nov. 20
Bathroom feeling summer's strain?, Aug. 36
Bathroom reduces, A., Aug. 37
Batterham, Rose, article by, July 34
Baugh, Florence, article by, June 34
Bayless, Wm. N., article by, Aug. 15
Beans, Mexican Baked, Oct. 50
Bedding, New Fall, Nov. 80
Bedspreads, Summer, June 29
Beeson, Mrs. Charles F., home of, July 6
Begonia, Orange King, Nov. 24
Begonias, Tuberous, Nov. 24
Bell, Mr. and Mrs. Frank, Home of, Oct. 4
Bell, Louise Price, article by, Oct. 112
Below Them Houses Turned to Homes as Women Lighted Lamps, Nov. 31
Bensen, Mr. S. J., garden gate of, June 44
Bentley, Frank, article by, Sept. 45
Bentley, Galen W., drawings by, Nov. 44
Binns, Mrs. W. S., home of, Nov. 4
Bird, Dorothy Maywood, article by, June 38
Birds, Oct. 90
Blair, Mr. and Mrs. Clyde, home of, July 21
Blair, W. Dabney, hall in residence of, Aug. 34
Blame Your Pots and Pans, June 7, Oct. 125
Blankets, June 28
Bluebonnet, Nov. 12
Blues are cool and crisp, June 39
Boehm, Ethel, article by, Sept. 119
Boillot and Laucke, house designed by, June 50
Booklets of Interest to You, Nov. 124
Book Reviews, July 92
An Artist's Herbal, July 92
Everyday First Aid, Sept. 106
Friday-to-Monday Gardening, July 92
Garden Rubbish and Other Country Bumps, July 92
Gardening—A Complete Guide to Garden Making, July 92
Gardening on Nothing a Year, July 92
History of Gardening, July 92
If you're going to live in the country, Sept. 106
The Gardener's Companion, July 92
The Week-End Book of Garden History, July 92
Your City Garden, July 92
Botolph, Basil, article by, Oct. 151
Botsford, Harry, article by, July 42
Bourne, Julia, articles by, June 56, Sept. 56, 126, Nov. 123
Bowers, Richard S., Home of, Nov. 21
Boy's room, Oct. 20
Bradshaw, Ann, article by, Oct. 29
Breads, Hot to accompany summer fruits and berries, Aug. 45
Bren, Romney, living room of, Sept. 53
Bride, Here comes the, June 13
Brides do not delay weddings, Modern, June 42
Brindley, Martha Louise, article by, June 35
Broaddus, Mrs. H. Montague, article by, Nov. 38
Brooklyn Apartment, Sept. 153
Brooks, Mr. and Mrs. Dexter M., home of, Sept. 88
Brother Broilers, Oct. 80
Brown, Mr. Arthur L., home of, June 7
Brown, Helen Weigel, article by, Sept. 46
Brown, Kay Henning, article by, Nov. 8
Browne, Mr. and Mrs. F. T., Jr., home of, Aug. 8
Buckingham, Mr. and Mrs. Joseph, Mahopac home of, Aug. 8
Budget, Stretching the, Aug. 42
Building a Greenhouse, Nov. 41
Bulbs, Forcing, Nov. 107
Bulkley, Mr. and Mrs. Reginald W., writing desk of, June 45
Home of, June 53
Bullock, Joseph H., home of, Nov. 4
Bungalow Grows Up, A, Oct. 28
Bunn, Mr. and Mrs. John M., home of, Aug. 40
Burgess, Mr. and Mrs. Hugh, apartment of, Sept. 108
Burton, Walter E., article by, Oct. 80
Buying a home, When, July 8
Byers, John, house designed by, Sept. 17

Canners, Do's and don'ts for, July 48
Cape Cod on Long Island, Oct. 37
Carl, Joseph, article by, Nov. 52
Case History No. 1, Oct. 24
No. 2, Oct. 27
No. 3, Oct. 28
Casita, A backyard recreation room, June 32
Castors, Early American, Oct. 64
Central Park, "Bird Nook" statue in, Nov. 136
Chapin, Earl, article by, Oct. 50
Charcoal brazier, Picnic with a, June 36
Charnley, Mr. and Mrs. Vernon, home of, Sept. 26
Chesson, Mr. and Mrs. Ralph, home of, Sept. 27
Chicago readers' homes portfolio, July 17
Child, Henry T., house designed by, Sept. 31
Children, A summer program for Stay-at-Home, Aug. 44
Can and Cook, Let, July 47
Dollar Ideas, June 112
Entertaining your friend's, Nov. 30
have their own museum, June 66
to have the best, I want my, Sept. 51
Childs, Leslie, article by, Sept. 10
Child's Room, Nov. 40
China, June 16
China, November a good month to replenish, Nov. 138
Chintzes, Blue, June 39
Chrysanthemums, June 121
Circular Bay, House with the, July 102
Circular Staircase, July 102
City Gardeners' Directory, Oct. 161
City Gardens, Sept. 158
Clark, Mrs. Earl, antiques of, June 42
Closet door, A vanity, June 45
Closets, Nov. 56
Closet within closet, July 42
Coate, Roland E., house designed by, Sept. 26
Cochrane, Victor H., article by, Oct. 74
Coffee, Mr. and Mrs. M. D., home of, Nov. 104
Cole, Mrs. T. J., home of, Oct. 4
Colgate, Mr. and Mrs. W. H., home of, July 102
Collecting Lion Glass, Oct. 20
Colonial for an apartment in Brooklyn, N. Y., Sept. 153
in Cedar Rapids, Iowa, Sept. 32
in Fieldstone and Shingles, Sept. 36
Five-room, Sept. 26
in Richmond, Sept. 27
Rumpus Room, Nov. 19
in Winnetka, Illinois, Oct. 16
Within New York City limits, Sept. 31
Comfortable One-Room homes, Sept. 53
Completely rejuvenated, Sept. 74
Conifers, How well do you know your, Sept. 39
Conservatory, Basement, Nov. 43
Conspiracy against Night Clubs, Nov. 16
Cook's family album, The, June 57
Cooper, Mrs. G. N., garden of, July 6
Corey, Mr. and Mrs. George W., home of, Sept. 32
Couch, Mrs. H. R., living room of, Nov. 4
Crabtree, Walter P., house designed by, Sept. 18
Craftsman, For the home, June 106
Cranston, Dr. E. C., home of, Sept. 6
Creighton, T., apartment of, Sept. 53
Croley, Mrs. Emma L., home of, July 6
Cross, Ruth, article by, Nov. 19
Crystal, Lilyan, home of, Oct. 4
Curry, Mr. and Mrs. C. F., home of, June 54
Cutlar, Mrs. Louis, home of, June 7

Dahlias, Tucking in the, Nov. 92
Dailey, Gardner A., house designed by, Sept. 33
Darbyshire, Martha B., article by, June 42, Aug. 24, Oct. 24
Darien Home, Nov. 36
Davenport-Fortiere, Inc., game room decorated by, Nov. 21
Davies, Mr. and Mrs. George, garden of, Aug. 8
Davis, Mr. and Mrs. J. J., home of, June 48
Davis, William Howe, home of, Sept. 160
Decatur Attic Apartment, A., Sept. 108
Decorating Ideas a'plenty, Oct. 158
Decoration, Fall, from market to yo
Oct. 13
Dederer, Edward V., home of, Aug. 8
Deitz, Fordyce C., article by, Oct. 18
Denler, William H., home of and hou
designed by, Sept. 24
Dignity for the small house, Aug. 15
Dinner for Thanksgiving, Nov. 46
Directory for City Gardeners, A, Oc
161
Dog, Any Child can train a, Oct. 39
Dollar Ideas, June 112
Donaldson, Mrs. Ella, home of, Oct. 4
Donham, G. Agnes, article by, and hon
of, Sept. 66
Douglass, Mary Anne, recipes by, Jun
59
Dunn, Florence I., article by, Sept. 98
Dutch Colonial in W. Hartford, Sept. 1

Earle, Cornelius, article by, Nov. 92
Early American Castors, Oct. 64
Eighteenth Century to Modern, Fron
July 97
Emerson, Sumner B., home of, Sept. 2
Emlen, Marge, articles by, Aug. 32, Sep
114
Entertaining, For Fall, Oct. 123
Entertaining Your Friends' Childre
Nov. 30
Entrance Hall or Just a Passageway,
yours an, Aug. 34
Esbig, Arthur H., house designed b
Oct. 37
Evans, Randolph, house designed b
Sept. 22
Evans, Mrs. W. J., rose arbor of, June

Fabrics, June 39
Falkenbury, F., Jr., article by, Aug. 79
Fall Decoration from Market to Yo
Oct. 13
Fall Entertaining, For, Oct. 123
Fall Windows, Oct. 29
Families are not vacations, June 37
Farmer, W. L., article by, Sept. 52
Fences, Aug. 16
Fern Fronds For Your Garden, Oct. 4
Ferry, Christine, article by, June 28
Fiddler's Green, July 43
Field, Florence E., article by, Sept. 1
Fieldstone and Clapboards, Sept. 23
Fieldstone and Shingles, Colonial i
Sept. 36
Fine Small House for $4,000, A, Sept. 7
Fire, Childhood's Worst Hazard, Aug.
Fireplace fanatics, Grand Order of, Sep
44
Outdoor, Aug. 43
First Course, Sept. 120
Fish, Native, in our pool, Sept. 123
Fisk, Henry L., house designed by, No
26
Flexner, Marion W., article by, June
recipe by, Aug. 64
Floor coverings, Kitchen, Aug. 25
Florida Wood, Period furniture fro
Nov. 72
Flying Cloud, The, Nov. 21
Foam on the grass blades, June 111
Foltz, Mr. Wilmer, garden stand b
Nov. 4
For a Very Young Sailor, Oct. 20
Forget-Me-Not, Sept. 12
Forker, Mr. and Mrs. Thomas S., hon
of, Sept. 36
Forman, Edith T., article by, Aug. 42
Fort, Paul L., garden of, June 44
Foundation Planting is not just "setti
out" assorted evergreens, Oct. 22
Four Thousand Dollar Budget House
San Fernando Valley, Sept. 19
Fowler, Mr. and Mrs. Russell W., hon
of, June 7
Franklin & McPherson, house design
by, Aug. 40
French confitures, July 49

ıch, Marcha, article by, Nov. 105
ethy, William, home of, Oct. 4
, Mr. and Mrs. Elmer E., home of, Oct. 4
, Mr. George B., home of, Sept. 6
st, Jacqueline, article by, Oct. 44
t Trees don't always fruit, Why, Oct. 18
ts and Vegetables, A reprieve for, Sept. 119
er, Ruth Beane, article by, Aug. 37
nished complete for $1,200, Aug. 24
niture, Garden, July 44
arden, Painting, July 28
orch and Terrace, June 138
ummer, June 24

les, A house of many, Nov. 94
rielson, Ira N., article by, June 122
get Party, Let's give a, Oct. 45
lagher, Mrs. Frank B., home of, Sept. 153
ne Room Accessories, Nov. 22
ser, Mr. and Mrs. Harry Roy, home of, June 7
den for nothing down and 25c a week, A lovely, June 110
den furniture, July 44
den furniture, Painting, July 28
den Gadgets, Aug. 22
den Gates, June 44
den in June, About the, June 132
den in Late Summer, Remaking, Sept. 50
den Musings, Midsummer, Aug. 74
den Octopus, Sept. 110
den of Herbs, A Winter, Nov. 42
den plans, Aug. 38, Sept. 50
den Sights and Sounds This Summer, Sept. 137
den, Water, July 23
den, Wil-do, Aug. 42
dener's News, Nov. 134
dening Wall, June 40
dens, Four, Aug. 39
dner, Mr. and Mrs. Jack R., home of, Sept. 15
ther ye petals while ye may, June 98
ay 90's" Vintage, Remodeling a brown shingle home of the, Oct. 27
ts, Wedding, June 103
bert, Mrs. Henry E., home of, Oct. 4
bert, W. I., Jr., home of, Sept. 17
nger for Snap, Sept. 57
ve a Thought to Table Service, Nov. 33
adiolus Has a Centennial, The, Sept. 150
ass Block in Benton Harbor, Michigan, Sept. 14
asses, July 49
assware, June 17
idden, Florence, article by, Nov. 32
niprow, Mr. and Mrs. Alixander, home of, July 6
od Buys for your Kitchen, Nov. 142
od News for Gardeners, Nov. 134
od Things to Make with Apples, Nov. 49
odenough, Louis, article by, Oct. 13
odrich, Mr. and Mrs. Joseph L., home of, Aug. 8
uld, Venita, home of, Sept. 19
urds, Ornamental, Oct. 148
ady, Helen Bell, articles by, Sept. 44, Oct. 27
and Order of Fireplace Fanatics, Sept. 44
ant, Mr. and Mrs. James L., home of, Sept. 18
ant, M. W., article by, Aug. 33
ass blades, Foam on the, June 111
een, Frank, houses designed by, Sept. 34, 35
eenhouse, Building a, Nov. 41
ieve, H. W., house decorated by, Sept. 17
imm, J. Wilbur, fireplace and garden of, Aug. 43
uell, Genevieve Rudolph, article by, June 32
iest room not paying its way?, June 34

all, Entrance, Is yours an, Aug. 34
all, Frank C., gate of, June 44
all, Grace Igo, article by, Nov. 42
all, John A., article by, June 10
Hall, Mr. and Mrs. Raymond, home of, June 50
Hall, Wilbur, article by, Sept. 45
Hallowe'en Games and Goodies, Oct. 46
Hamilton, Mrs. Alexander, Jr., garden of, Sept. 6
Hammacher Schlemmer exhibit, July 97
Handy Husbands and Tinkerers, For, Sept. 45
Harding, Mrs. George C., home of, July 6
Harrington, C. C., article by, June 121
Hartle, G. H., article by, Sept. 23
Haugh, Mrs. Donald, lily pool of, Aug. 43
Head, Mrs. C. E., home of, Nov. 4
Head, Ethel McCall, article by, Sept. 32
Healey, Monte D., house designed by, July 29
Hempstead Cottage of Cy Williams, Oct. 37
Henderson, Mr. and Mrs. Mitchell J., home of, June 51
Hensel, Mrs. Howard E., home of, July 6
Herbs, a winter garden of, Nov. 42
Here comes the bride, June 13
Hidden House, Oct. 68
Hill, Frances Robinson, article by, Aug. 63
Hill, Roberta W., article by, June 110
Hill, Ruby Larson, article by, June 76
Hints for Closeteers, Nov. 56
Hodgepodge Department, Our, June 44, July 42, Aug. 42, Sept. 44
Hoff, Mrs., article by, Aug. 43
Hoke, Ann, article by, Oct. 47
Holloway, Jean, article by, Nov. 82
Home craftsman, For the, June 106
for living indoors and out, A, June 76
of "Gay 90's" Vintage, Remodeling, Oct. 27
Homes, Kansas City, June 46
House, Cape Cod, Aug. 29
House for a work-at-home husband, July 29
House of Earth in New Mexico, Nov. 32
House of Glass, July 32
House on 8 feet of garden, July 46
House of Many Gables, A, Nov. 94
House on Peachtree Street, Ranch, June 21
House With Basement Conservatory, A $7,500, Nov. 43
House with Circular Bay, July 102
House with Circular Staircase, The, July 102
Houses, Colonial, Aug. 80
Howard, Mrs. Annie E., home of, Sept. 6
Howard, Whitney W., article by, July 40
How to Behave at an Auction, Nov. 38
Huff, C. W., Jr., houses designed by, September 27, 74
Hunter, Mr. and Mrs. Philip, home of, Sept. 31
Hunter, R. C., house designed by, Nov. 94

I give you a stone, July 34
I want my children to have the best, Sept. 5
Iannelli, Pasquale, house designed by, Sept. 15
In and about New York, June 137, Aug. 77
In a typical New Jersey Home, Nov. 140
Indian "Sluitum" Supper, Aug. 63
Insulating, Sept. 32
Insured?, Are you sure you're, Sept. 10
International Flower Show, Display at, June 137
Iowa City Home, Nov. 26
Iris for Everyone, June 18
It Can Be Done, Sept. 35

Jacobs, Margaret Moore, article by, July 47
Jams, July 49
Janson, Mr. and Mrs. John, home of, Aug. 8
Japanese Beetles roam, Where, Aug. 78
Jars, July 49
Jellies, July 49
Jenkins, Dorothy H., article by, Nov. 107
Johnson, Mr. and Mrs. Adna R., home of, July 8
Johnson, Leonard H., article by, Oct. 22
Jordan, Vinette Hoover, article by, Nov. 85

Kansas City portfolio of homes, June 46
Kelley, Mrs. Edward T., home of, Sept. 6
Kelley, Mrs. M. B., home of, Sept. 35
Kendrick, Mrs. George, bedspread of, June 29
Keuhne, H. F., house designed by, Sept. 30
Kitchen, A Miniature model, Nov. 122
equipment, Sept. 156
floor coverings, Aug. 25
Good buys for your, Nov. 142
wall coverings, Aug. 28
Kitchens on the street side, Sept. 13
Kittens ear bedspread, June 28
Knaus, Helen S., article by, Nov. 72
Knutson, Mr. and Mrs. Otto, home of, June 47
Krieger, Mr. and Mrs. Raymond, home of, Aug. 15
Krit, Mr. and Mrs., home of, June 7
Kronfeld, Frank, house designed by, July 102

Lady Slipper, The showy, Oct. 12
Lamp, Felix, June 45
Lampke, Elsie W., article by, Sept. 84
Lamps, Nov. 31
Landis, Mr. and Mrs. George S., home of, June 7
Lange, Letitia Rockmore, article by, Sept. 108
Larson, Dr. and Mrs. C. D., home of, Aug. 8
Last year's won't do!, July 44
Laundry in the Basement, Aug. 43
Lautenslager, Mr. E. C., home of, Nov. 20
house designed by, Nov. 20
Lawn, Make your, now, Sept. 52
Lawrence, Elizabeth, article by, Oct. 42
Lee, M. L., article by, Oct. 46
Leech, Mrs. William, article by, Aug. 42
Left-Overs, Over, Putting, Aug. 32
Leland, Mrs. L. R. W., bedspread of, June 28
Lester, Roderick V. D., home of, Nov. 36
Let 'em can and cook, July 47
Let's Give a Gadget Party, Oct. 45
Letter by Mrs. Austin, Sept. 13
Lewis, S. A., article by, Sept. 19
Lilies—start them now for next year, June 27
Lily Pools, Aug. 43
Linens, Cool off with new, July 96
Lion Glass, Collecting, Oct. 20
Little, Kathleen Eames, article by, Sept. 98
"Little Woman", The, Nov. 8
Lloyd, Mr. and Mrs. Llynn, home of, July 22
Longobard, Mr. and Mrs. R. C., house decorated for, Aug. 24
Lord, Mrs. G. E., home of, July 6
Lowe, William, Jr., home of, Sept. 33

MacRae, Mr. and Mrs. Harry B., home of, Oct. 38
McCoy, Whitley P., home of, Oct. 8
McGill, Mr. and Mrs. Walter K., home of, Nov. 19
McGraw, Mr. and Mrs. Chas. A., home of, Sept. 6
McKay Construction Co., house designed by, Sept. 32
Magazines, Where do you keep your, June 20
Maid's night out, The, July 36
Majesky, Mr. and Mrs. J., home of, Nov. 86
Major and Minor, June 56, July 48, Aug. 26, Sept. 56
Make Your Lawn Now, Sept. 52
Malcolmson, David, article by, July 46
Marshall, W. E., lilies of, June 27
Maurice, Mr. and Mrs. George, hall in residence of, Aug. 35
May We Present, Oct. 94, Nov. 122
Mayne, L. B., article by, Oct. 20
Mead, Florence V., article by, July 39
Meadams, Mr. T. H., home of, Sept. 6
Meat On Your Budget, Oct. 47
Mecaskey, Richard M., house designed by, Sept. 23
Medlock, Susan Jones, article by, June 21
Mellow Brownness and a "feel of age", Sept. 17
Menus, Wedding, June 15
Metropolitan Exhibits, July 98
Mexican Baked Beans, Oct. 50
Miller, Dr. and Mrs. C. J., home of, Aug. 8
Miller, Irene, article by, Sept. 45
Miller and Warnecke, house designed by, June 21
Millner, Esther Ayer, article by, June 27
Miniature utensils, July 47
Minnesota State Flower Print, Oct. 12
Mistletoe, Sept. 12
Modern brides do not delay weddings, June 42
brick in Grosse Point, Michigan, Sept. 24
"Down East" House, A, Sept. 38
Monterey Influence on Long Island, Sept. 22
Montgomery, Robert, Colonel, garden of, Aug. 33
Monze, Mary, article by, June 13
Moody, Sue, recipes by, July 49, Aug. 45
More Sunlight in the Basement, Nov. 44
Mortimer, Carina Eaglesfield, house designed by, Nov. 43
Morton, Mrs. Daniel, closet of, June 45
Morse, Laura Heine and Cyrus Bryant, article by, Oct. 68
Moss, Doris Hudson, article by, Oct. 156
Moss, Jack, house designed by, Oct. 24
Mother's Brains and Father's Elbow Grease, Nov. 40
Mullen, Marion, house decorated by, Aug. 24
Murray, Mr. and Mrs. James Grant, home of, July 6
Museum, Our children have their own, June 66
My Wife and I Fuss—and Good Comes of It, July 43

Nachman, Mrs. C. A., garden of, June 7
Narcissi for Next Spring's Garden, Oct. 42
Natural History in a Living Room Window, Nov. 85
Neal, Helen S., recipes by, Sept. 57
Nelson, Edna Deu Pree, article by, Sept. 42
Nelson, Mr. and Mrs. T. S., home of, Sept. 34
Neustater, Mr. and Mrs. Nat, home of, June 49
Neutra, Richard, house designed by, July 46
New Fall Bedding, Nov. 80
New Jersey home, In a typical, Nov. 140
New Jersey house on a tricky site, Little, Oct. 151
New Mexico, House of earth in, Nov. 32
New York's newest garden, Nov. 137
Night Clubs, Conspiracy against, Nov. 16
Nisbet, Mr. and Mrs. Leigh M., home of, Aug. 29
hallway of, Aug. 34
November is a Good Month to Replenish China, Nov. 138
Now in November, You can have spring, Nov. 105

O'Brien, Mrs. John, garden of, July 6
October Futures on June Sweet Peas, Oct. 19
October Odds and Ends for Gardeners, Oct. 148
O'Donnell, Mr. and Mrs. M. A., home of, June 48
O'Gorman, Miss Agnes H., dining room of, Nov. 4
Oilcloth Cornice, Sept. 44
Oklahoma State Flower Print, Sept. 12
"Okoga"—South Wind to You, Nov. 82
One Hour a Week Enough, June 30, Oct. 34
One-room Homes, Comfortable, Sept. 53
Orange, Accent on, July 36
Our House of Dreams, Nov. 62
Our Little Feathered Foundling, Oct. 90
Outdoor Cookery, Aug. 79

89667

Outdoor dining, Table accessories for, June 143
Outdoor fireplace, June 44
recreation room, June 32
Supper at 6:30, Sept. 84
Owens Illinois Glass Company house, July 32

Paint—or just dabble?, Do you, June 35
Painting garden furniture, July 28
Palmer, Mr. and Mrs. D. L., home of, June 7
Parcel, Mr. F. E., home of, Sept. 6
Parcher, Clifford, article by, July 33
Parcher, Emily Seaber, articles by, Aug. 44, Oct. 40
Pareis, William M., house designed by, Aug. 80
Park, Burton F., cookery corner of, Aug. 79
Peace from a homemade Pool, Sept. 114
Pedlow, John B., garden of, Sept. 6
Pelargoniums, Modern, June 107
Pendlebury, Jonas, article by, Sept. 20
Perennials, Novelty, for next year's garden, Sept. 55
Period Furniture from Florida Wood, Nov. 72
Pickles for every taste, Sept. 59
Picnic at home for privacy, Aug. 32
Picnic in autumn is lots of fun, A, Oct. 156
Picnic with a Charcoal Brazier, June 36
Picnics give a man a chance, July 42
Pie-shaped plot, Sept. 34
Pink of Perfection, June 28
Pitchers, Little, have big ears, Sept. 42
Plant Doctor carries on, Oct. 34
Planting did it, Simple, Oct. 112
Planting, Foundation, Oct. 22
Plants, Taller, Easily grown western, June 122
Point Richmond, home at, June 76
Poison Ivy control, Aug. 79
Ponzo, Mrs. Louis P., lily pool of, Aug. 43
Pool, Peace from a home made, Sept. 114
Pool, So that winter won't damage your, Nov. 136
Pools, Swimming, June 22
Poppies for Pleasure, Sept. 48
Porch and terrace furniture, June 138
Portfolio, Kansas City, June 46
Pots and Pans, Aug. 26
Pots and Pans, Blame your, June 74
Pots, Portable, for flexible gardens, Sept. 124
Powers, Mr. W. O., home of, Nov. 4
Price, A. Hazel, articles by, June 74, Oct. 125
recipes by, Sept. 59
Pridham, A. M. S., article by, Sept. 150
Primroses, I wanted thousands of, Aug. 33
Privacy on a Pie-Shaped Plot, Sept. 34
Professor's Preference, A, Oct. 8
Programs, Planned, For garden clubs, Nov. 23
Property for sale, This, July 40
Pullar, Elizabeth Anne, article by, July 16
Pysher, Mr. and Mrs. Willard J., summer house and garden of, Aug. 8

Queen Mary roses, June 132
Quilt Designs, Scissors and folded paper for, Nov. 27

Rader, Rowe, article by, July 29
Rains on the golf course, It never, July 28
Raising the Roof, Nov. 86
Ranch house atmosphere on Peachtree Street, June 21
Rate, Edward F., home of, Nov. 26
Recipes, Spicy, July 100
Recreation room, Backyard, June 32
Reese, Arthur Stanley, drawings by, July 12
Reese, Mary Eleanor, article by, July 13
Refrigerators, Aug. 26
Remaking a Garden in Late Summer, Sept. 50
Remodelled house, June 38, July 40, Sept. 66, 74
interior, Oct. 24
Remodeling a brown shingle home of "Gay 90's" vintage, Oct. 27
Reprieve for Fruits and Vegetables, Sept. 119
Right from our Own Kitchen, June 104, July 66, Aug. 64, Sept. 126, Nov. 123
Roberts, Emilie, recipes by, Aug. 47, Nov. 47
Robinson, Ailsa Craig, swimming pool of, June 22
Rohr, Mrs. L. A., home of, Sept. 6
Roof, Raising the, Nov. 86
Roofs, Sept. 28
Room for Winter Hospitality, Nov. 20
Guest and sewing, June 34
Root, Mr. and Mrs. H. King, home of, Oct. 28
Roots, Can use it, Getting water down, Where, Aug. 19
Rose Arbor, Dorothy Perkins, June 7
Gardens, Aug. 13
George E., article by, Sept. 55
Jars, June 98
Ross, Robert, article by, July 23
Round the Bend, Nov. 36
Rubbing, Ringing and Rinsing, Nov. 28
Ruddy, Mrs. John M., living room of, Nov. 4
Rumpus Room in Colonial, Nov. 19

Sailor, For a very young, Oct. 20
St. Clair, Mr. and Mrs. Wm. F., home of, Oct. 4
Salad, Ring around a, Aug. 47
Salisbury, Mr. and Mrs. James D., home of, Aug. 8
Sams, Mr. and Mrs. W. L., home of, Sept. 74
San Francisco Bay, home at, June 76
Santa Rosa, Ten miles west of, Nov. 104
Sauder, Rae Norden, article by, Oct. 38
Schawe, Mr. and Mrs. Frederick, home of, July 102
Schindler, James F., fences designed by, Aug. 16
Schroedel, Philip, basement designed by, Nov. 17
Schultz and Behrle, basement designed by, Nov. 17
Scissors and Folded Paper for Quilt Designs, Nov. 27
Sea flavor at Fiddlers Green, July 43
Seelers, Mrs. Clyde, article by, Sept. 44
Service, Simplified, July 36
Settle, Frederick A., house designed by, Oct. 28
Set Up for Life, June 16
Sewing room, You must have a, June 34
Seybolt, Frances, article by, Sept. 30
Seymour, E. L. D., articles by, June 132, Aug. 74, Sept. 132, 137, 158, Oct. 148, 161, Nov. 134, 137
Shade Tree Conference, Nov. 134
Shaver, Dr. and Mrs. E. F., home of, Nov. 62
Shaver, Evelyn L., article by, Nov. 62
Shaw, Marguerite H., article by, Sept. 50
Shelves, Sept. 45
Magazine, June 20
Shields, Harriet I., article by, Oct. 64
Shingles and Fieldstone, Colonial in, Sept. 36
Sheridan, Ellen, articles by, June 20, July 25, Oct. 45, Nov. 13, Nov. 30
Sherlock, Chesla C., articles by, Aug. 32, Oct. 92
Shumway, Harry Irving, article by, July 28
Sibley, Hi, article by, June 22
Sieve for Household Masons, Sept. 45
Sigman, Carl, sketches by, June 34
Silver bowls and flatware, June 16
Simple Planting did it, Oct. 112
Small, But Dignified, Sept. 160
Small, Virginia Harrison, article and illustrations by, Aug. 39
Smart, Mr. and Mrs. Samuel C., home of, July 17
Smith, Allen B., article by, Oct. 20
Smith and Jagow, house designed by, Sept. 37
Smith, Artine, water color Mosaics by, Oct. 13
Smith, Mr. and Mrs. Clifford B., home of, June 52
Smith, Marion K., article by, Sept. 45
Smith, Wendell, article by, Sept. 44
South Carolina State Flower Print, Nov. 12
Soup to Dessert, From, Nov. 47
Southwick, Nathan M., article by, June 66
South Wind to You—"Okoga", Nov. 82
Spatterwork Fern Print, Oct. 120
Speelman, Mrs. John, home of, Oct. 4
Spice and Everything Nice, July 100
Spieler, Mrs. George M., pool of, July 6
Spittle Bug, As Oregon knew the, Sept. 132
Spring in November, Nov. 105
in Winter, Nov. 107
on Probation, June 137
Stain removal, Oct. 44
Staircase, Double Duty, Aug. 42
State Flower Prints, Sept. 12, Oct. 12, Nov. 12
Staunton, Marge E., article by, Aug. 42
Steele, George S., house designed by, Sept. 38
Steele, Robert H., home of, Aug. 80
Steele, Vernon R., gate of, June 44
Steps, Double Duty, Aug. 42
Stevens, Mr. and Mrs. H. Graham, home of, Aug. 8
Stillwell, Mr. R. A., home of, Nov. 4
Stone, I give you a, July 34
Stone's Throw from Plymouth Rock, Sept. 88
Stratton, Mary Ellen, article by, June 13
Strawberry Valance, Sept. 98
Struppmann, Ruth, article by, Nov. 16
Stubborn Dozen, The, Oct. 44
Sugar, That lump of, June 63
Sullivan, Mrs. E., scene from home of, Nov. 4
Summer Gaieties, June 24
Sunlight in the Basement, Nov. 44
Supper at 6:30—Outdoors, Sept. 84
Supper, Indian "Sluitum", Aug. 63
Sweet Pears, June, October futures on, Oct. 19
Swimming Pool Reinforcement, Oct. 74
Swim in your own backyard, June 22

Table Service, Give a thought to, Nov. 33
settings, Bridal, June 12, 14, 15
settings for outdoors, June 142
Test, What does your living room score on this, Sept. 46
Tachau, Hanna, article by, Sept. 53
Taking the Mystery out of Air Conditioning, Sept. 20
Talk before our Woman's Club, A, July 39
Tax on American Homes, June 10
Ten Miles West of Santa Rosa, Nov. 104
Terhune, Mrs. Marjorie J., home of, Sept. 6
Texas State Flower Print, Nov. 12
Thanksgiving Dinner, Nov. 46
with the Original Cast, Nov. 13
Thayer, Mary B., article by, June 98
Theiss, Lewis E., article by, Aug. 6
Thomas, M. C., article by, June 107
Thompson, Mrs. Guion, article by, Sept. 110
Three-Cornered Living in Austin, Texas, Sept. 30
Tin, Decorating, Nov. 13
Tin, tin, all over the house, July 25
Tools, Tips on, Sept. 45
Touched and our eyes shut tight, A little, June 38
Tourtellot, Mr. and Mrs. Geo. W., home of, June 52
Towne, Mr. and Mrs. Roger P., garden of, June 7
Trees for Little Places, Little, Oct. 92
Tucking in the Dahlias, Nov. 92
Tulips, Oct. 33
Tunison, Mr. and Mrs. Russell, home of, Nov. 4
Tuttle, Bloodgood, house designed by, Aug. 15
Tuttle, Mr. and Mrs. M. G., home of, July 21
Twichell, Mrs. S. G., home of, July 6
Tyler, William Simmons, article by, July 42
garden of, Aug. 8

Until You can Afford to Buy a Greenhouse—Build One, Nov. 41

Vacations, Families are not, June 3
Valance, Tailored, Sept. 98
Van Antwerp, Mrs. C., home of, N
Van Horn, Dale R., articles by, Aug
Nov. 136
Van Keuren, E. B., house designed
Oct. 8
Vaughn, James, home of, Oct. 27
Victorian, July 13
Home for Today, A, Oct. 77
Revival, Sept. 45
Villanueva, Marcel, house designed
Sept. 160
Volkers, Elaine, home of, Oct. 4
Von Sternberg, Jule Robert, article
Nov. 56

Wagon Wheels, June 44
Wagstaff, Mr. and Mrs. Henry, hom
June 21
Walker, Mr. and Mrs. J. V., hom
June 46
Walker, R. T., garden of, June 41
Walker, Willard, house designed by,
16
Wall coverings, Kitchen, Aug. 28
gardening, June 40
Walsh, Mrs. Lauriston, home of, Oct
Walthall, Mr. and Mrs. Damon, hom
June 47
Washable paper, Aug. 34
Water down where the roots can us
Getting, Aug. 19
Water garden, When you plan your,
23
We present triple-proof evidence tha
home is "hopeless", Oct. 24
Webb, Mr. and Mrs. Roy, home of,
29
Wedding gifts need not cost a lot,
103
invitations and tables, June 12, 13
Menus, June 15
Weed, Thurlow, article by, Sept. 48
Week-end House—$4,800, Sept. 33
Weights and measures, Table of, Jul
Weinheimer, Mr. and Mrs. J. H., h
of, July 6
Westchester County Flower Show,
137
Westcott, Dr. Cynthia, articles by,
30, Oct. 34
What Does Your Living Room Scor
this Table Test?, Sept. 46
Every Garden Club Needs, Nov. 2
Wheatly, Margaret Tipton, article
Nov. 27
Where do you keep your Magazin
June 20
Why Fruit Trees that Flower don't
ways Fruit, Oct. 18
Wielich, Ludwig, article by, Oct. 90
Williams, Charles R., article by, Nov
Williams, Cy, home of, Oct. 37
Williams, Tom Q., article by, Aug. 1
Williamsburg Colonial Rooms, July
Winde, Constance Waddell, Aug. 11
Windows, Fall, Oct. 29
Window, Natural History in a Liv
Room, Nov. 85
Winter Garden of Herbs, A, Nov. 4
Hospitality, Room for, Nov. 20
won't damage your pool, So that, N
136
Wolf, Marland S., article by, July 8
Woman's "Weather Eye" looks at "t
perature proofing", A, Sept. 32
Wood, Harrie, painting by, Nov. 39
Wood, Marni Davis, recipes by, June
Woodman, Allison M., article by, N
25
Work Table, Bellingham, Sept. 44
Wyman, Dr. Donald, article by, Sept.

Yard and Garden Contest, Annual, S
158
Yellow Jessamine, Nov. 12
Yoakum, Hal O., house designed
Oct. 38
Yoch, Florence and Council, Lu
Landscape architects, Sept. 26
Yokum, Bruce, pool of, July 6
You, too, can raise them, June 121

Zimmerman, Mr. and Mrs. C., di
room of, Nov. 4