The American Home

10¢

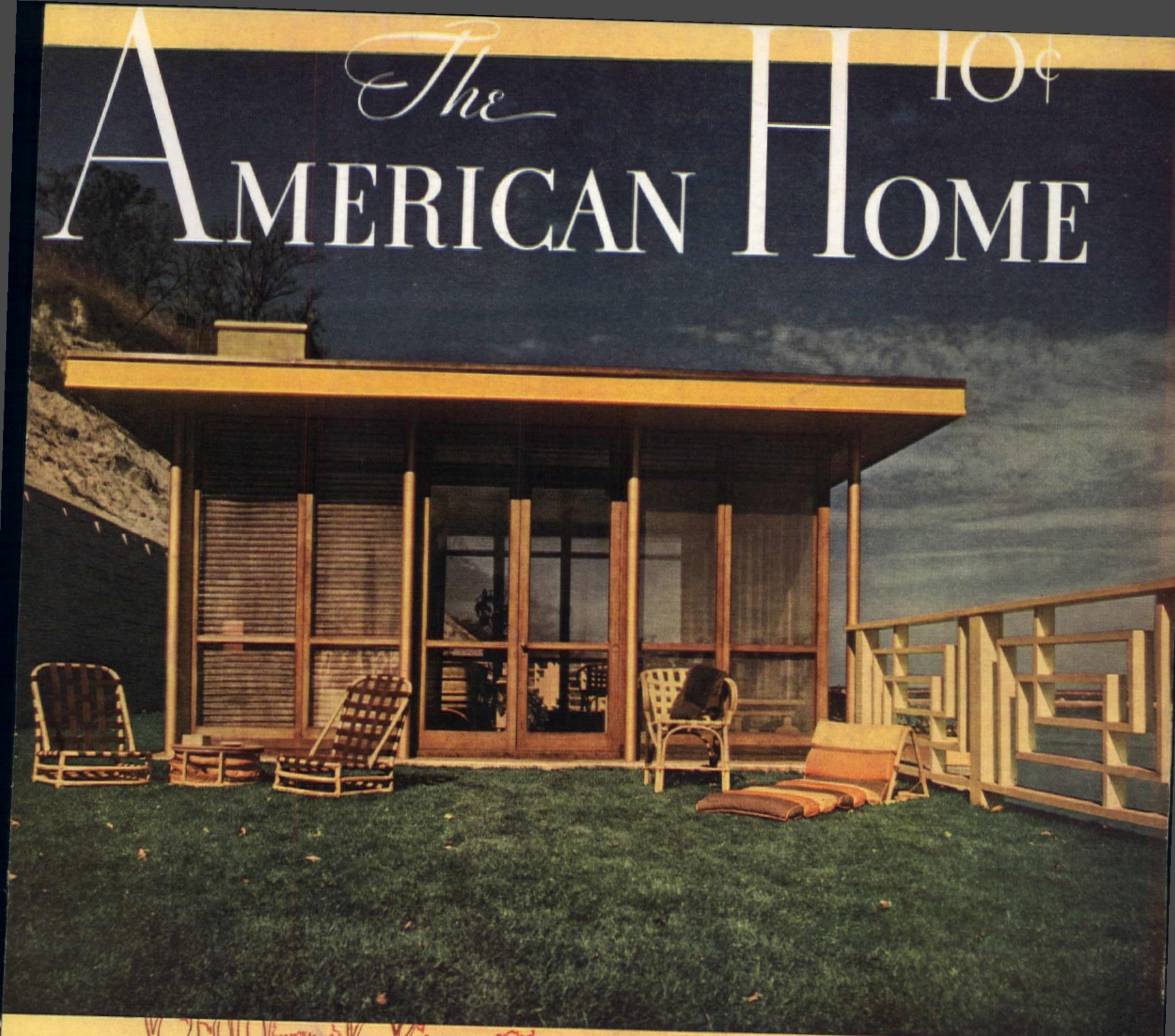

Week-End Retreats

Log Cabins

Summer Homes, Beach Houses





OF THE
RY OF THE
JAN 20 1939
WOMAN'S COLLEGE
OF NORTH CAROLINA

FEBRUARY 1939

S-W

DON'T BE a "stay-at-home"! New exclusive "Weather Eye"* works magic with Nash Conditioned Air System . . . a turn of a dial floods the interior with fresh air, kept warm as June automatically.

SILENT AS A FOREST . . . this smooth and restful ride...with Sand-Mortex Soundproofing, and new 40% longer Super Shock-absorbers.

IT'S *Ho!* FOR STORMY WEATHER!

PICK OUT A DAY when there's murder in the sky, and only hardy souls dare venture out of doors.

Make that the day you learn about a Nash. Without overcoats, mufflers, or gloves, you slide into the big, wide seat. You point that proud hood into the teeth of the gale and *let yourself go!*

There's a mysterious little dial at your knee. Just "tune it" like a radio.

Quick as a wink, January turns into June!

With all windows closed, there's a flood of fresh, invigorating, clean air—exactly heated, and circulated without drafts. Stuffy air—the moisture of your breath—the smoke of your cigarette—whisk away. The wide windshield does not fog.

Outside, the mercury tumbles to zero—the wind and your speed vary. *But you never feel it!* For this uncanny Nash "Weather Eye" also *outguesses* the weather! Maintains your comfort automatically.

Like a moving picture, the storm battles outside . . . while you sit in your shirt sleeves, chatting . . . relaxed . . . enjoying every minute! • • •

Hate winter? You'll love it in a Nash!

Want to know more? Then touch that throttle—learn what we mean by "a hurricane of power"! Try that wheel . . . those brakes . . . the new steering post gear shift.* (Every control seems to read your mind.)

See the bed-in-a-car, look at the appointments . . . then, *quick*, ask the price. For once, it's good news! *Ten* models are now priced next to the lowest!

You pick the day—we'll furnish the car. Over 1800 Nash dealers offer nation-wide service. NASH MOTORS DIVISION, Nash-Kelvinator Corp., Detroit, Mich.

Four series of great cars, 22 models . . . 10 priced next to the lowest . . . standard equipment and Federal taxes included, delivered at factory, as low as **$770**

(**Optional Equipment—Slight Extra Charge*)



Car illustrated . . . 4-Door Sedan, 117-inch Wheelbase . . . $840 delivered at Factory . . . Standard Equipment and Federal Taxes Included . . . White Sidewall Tires and Rear Wheel-Shields are optional at Extra Cost.

NOISELESS WINGS of an Automatic Fourth Speed* Forward buoy you over the miles with amazing smoothness . . . saves up to 20% on gas!

It's that New **NASH**

THE CAR THAT EVERYBODY LIKES

A Finer Car Throughout

YET PLYMOUTH PRICES ARE LOWER

YOU SEE FINER QUALITY IN EVERY SINGLE DETAIL

1. Functional Design—the new trend in streamline styling—gives Plymouth its glamorous new beauty.
2. Bigger—Wheelbase now 114 inches.
3. Thrilling new High-Torque Engine Performance with New Economy.
4. Perfected Remote Control Shifting.
5. New Auto-Mesh Transmission.
6. New Amola Steel Coil Springs.
7. New Streamlined Safety Headlamps.
8. New "Safety Signal" Speedometer.
9. Time-Proven Hydraulic Brakes.

THE NEW 1939 PLYMOUTH "DE LUXE" Four-Door Touring Sedan with rust-proofed Safety-Steel body.

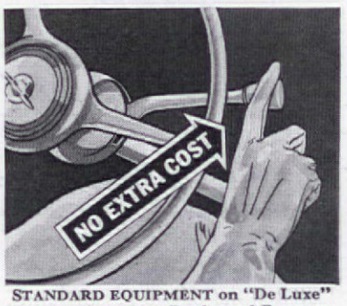

STANDARD EQUIPMENT on "De Luxe" at no extra cost—Perfected Remote Control Shifting with Auto-Mesh Transmission. Marvelous new shifting ease!

YOU KNOW at once Plymouth is a finer car—you *see* the added quality. But the amazing part is Plymouth's *lower prices!*

Great engineering advancements give Plymouth new riding smoothness, new safety and ease of control. Take a drive!

And Plymouth's new High-Torque engine performance is *combined* with new economy!

Easy to own—your present car will probably represent a large proportion of Plymouth's low delivered price...balance in low monthly instalments.

TUNE IN MAJOR BOWES' ORIGINAL AMATEUR HOUR, COLUMBIA NETWORK, THURS., 9 TO 10 P.M., E.S.T.

EASY TO BUY

CONVENIENT TERMS

"Detroit delivered prices" include front and rear bumpers, bumper guards, spare wheel, tire and tube, foot control for headlight beam with indicator on instrument panel, ash-tray in front and rear, sun visor, safety glass and big trunk space (19.6 cubic feet). Plymouth "Roadking" models start at $645; "De Luxe" models slightly higher. Prices include all federal taxes. Transportation and state, local taxes, if any, not included. See your Plymouth dealer for local delivered prices. *Plymouth Division of Chrysler Corporation,* Detroit, Michigan.

PLYMOUTH BUILDS GREAT CARS

NEW "ROADKING"
NEW "DE LUXE"



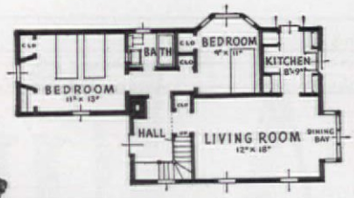

AS LITTLE AS $40.12* A MONTH BUYS THIS AUTHENTIC DUTCH COLONIAL—

Believe it or not, you can build this delightful Guildway Home, designed by Randolph Evans, nationally known architect, for as little as $40.12 per month, including interest, amortization, taxes and insurance. Down payment approximately $600*, 25 years to pay. A truly beautiful home in the best tradition. One of 14 house designs included in "The Home Idea Book."*

How to Build and Own *The House of Your Dreams* AND PAY LIKE RENT!

By Crawford Heath

New Guildway Method Helps You Plan and Build the Home You've Always Wanted—Convenient Monthly Payments

EACH OF US has a dream house —the home we're going to build some day—somewhere. There we'll live as it suits us best—watching the children grow into healthy, wide-awake young citizens—building memories—enjoying life at its fullest.

And never, in our time, have conditions been more favorable for you to have your dream house than today—and at the price you can afford.

Until recently, building and paying for a house were about as painful as an operation—and the outcome far less certain. Financing was not only difficult to obtain, but the rates and terms were so exacting that many were afraid to burden themselves with such heavy obligations. Today, *anyone* with a few hundred dollars in the bank and a modest income can own a house for about the same as his present monthly rent.

Likewise, building has been simplified—made more practical. In the past, a prospective home builder usually found himself confronted with so many problems about which he knew so little that the whole venture was a perpetual headache. The process seemed as complicated as if he had set out to design, gather the parts and assemble an automobile in his own back yard!

Now—a "One-Stop" Service on Building, Planning and Financing

Today the situation has changed. No longer is it necessary to deal individually with each of the many people who plan, finance, supply the materials and build your home. Today there is one place to go for complete advice—to obtain, in advance, cost figures for the house as a whole—a convenient place to see and learn about the full advantages of modern building materials—one headquarters where you can select the house that fits your needs from several beautiful designs and floor plans on exhibit, and actually buy that house in a single transaction with satisfactory financing arranged on a monthly basis.

Built to Order—Bought Like a Car

There are hundreds of one-stop "showrooms" for home buyers throughout the country. As members of the National Housing Guild, these local organizations represent the leading architects, suppliers, lending agencies, real-estate men and contractors in your community—with headquarters at your Johns-Manville Dealer.

Here, you can get specific advice and help in *planning*, *building* and *financing* the house you've always wanted. In addition, your Johns-Manville Guild Dealer can supply *complete plans*, *specifications* and *cost figures* for many new Guildway houses, specially designed by foremost national and local architects to give you the most for your dollar.

Facts You Need Before You Build

Johns-Manville has developed a book —"The Home Idea Book"—which is invaluable to those planning to build a new home or remodel their present home. It contains a wealth of ideas—information you will find helpful. To obtain some conception of its value, ask yourself these questions: What are the advantages of various architectural styles? In which type house will your present furnishings look best? Which floor plans give larger rooms, yet cost less to build? Have you the latest information on modern kitchen arrangements, smart bathrooms, basement playrooms, attic rooms?

Do you know that the right insulation job pays for itself in fuel savings—and costs less when building? That certain materials make homes fire-safe, minimize the risk of plaster cracking—save repairs? Do you know how much of a house you can afford on your income? Have you a



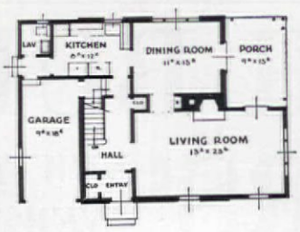

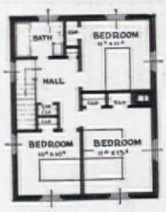

AS LITTLE AS $70.62* A MONTH BUYS THIS GRACIOUS REGENCY MANOR HOUSE—*You can afford to live luxuriously in this friendly Guildway House designed by R. A. Gallimore, nationally known architect. Total monthly cost, payable like rent, only $70.62*. Down payment approximately $1,200*, 20 years to pay. Demonstrates how National Housing Guild helps you to build a* better house for less. *Illustrated in "The Home Idea Book." See opposite page.*

THE AMERICAN HOME, February, 1939. Published monthly. Vol. XXI, No. 3. Published by the Country Life-American Home Corp., 444 Madison Ave., New York, N. Y. Subscription price $1.00 a year; Three years, $2.00; Foreign postage $1.00 per year extra. Entered as second class matter December 31, 1935, at the post office at New York, N. Y., under act of Congress, March 3, 1879.

working knowledge of the latest low-cost finance plans? "The Home Idea Book" will help you answer all these questions—and many more.

You Need "The Home Idea Book"

"The Home Idea Book" is a practical, usable approach to the whole business of home building and remodeling. Beautifully illustrated, with many pictures in full color, it tells you what to look for when planning a house, how to avoid costly mistakes. The entire problem of financing is simply explained. Money-saving short cuts are described. Many pages devoted to modern room planning, scientific kitchen arrangements, inexpensive bathrooms, remodeling and modernizing.

More than 300,000 home owners have found the facts in this book helpful—authoritative—the ideal *starting place* for building or remodeling. Why not send for *your* copy of "The Home Idea Book" today and learn how easy it is to become your own landlord? Yours for only 10¢ to cover postage and handling. See coupon below. And be sure to call on your local Housing Guild Dealer.



IT COSTS SO LITTLE *to convert a useless basement into a second living room with the new J-M Insulating Board Panels. Stunning modern effects. Attractive designs. Practical. The ideal room for rainy days, parties, ping pong, billiards.*

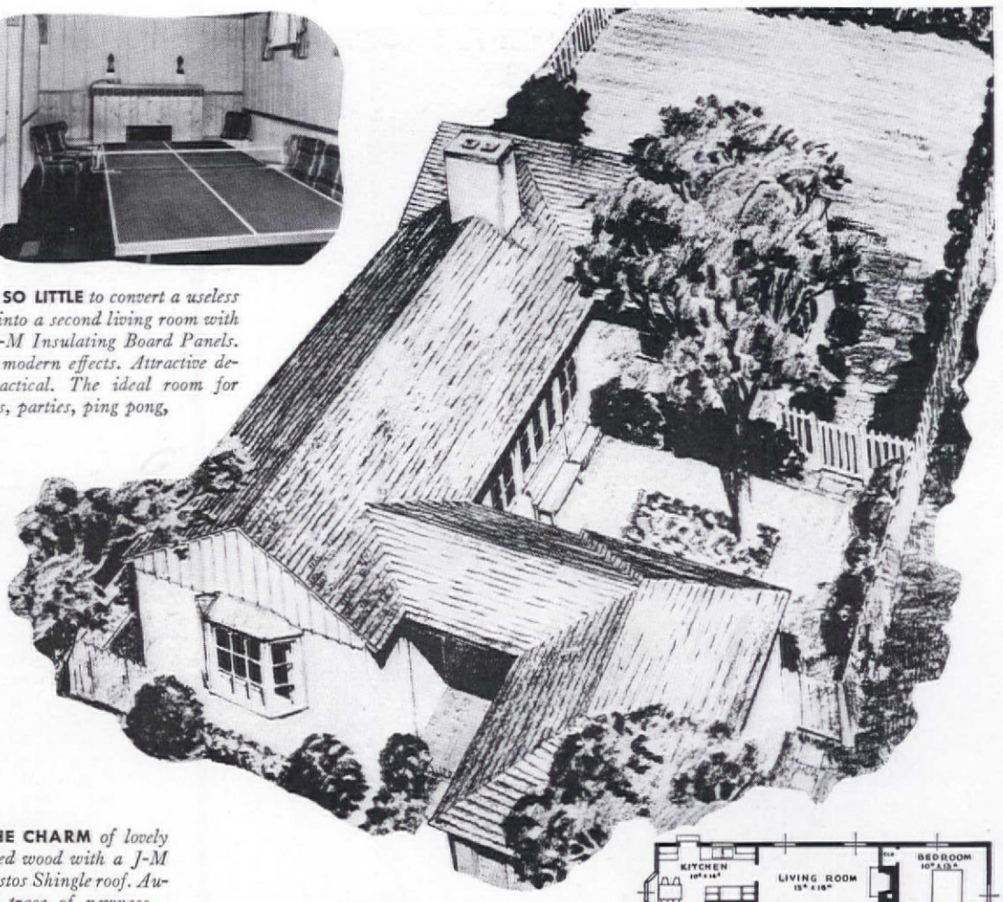



THESE J-M CEDARGRAIN *Asbestos Shingles for the sidewalls of the home have the character and appearance of wood texture. Yet, they are fireproof—have the permanence of stone—require no painting to preserve them.*

RETAIN THE CHARM *of lovely old weathered wood with a J-M Salem Asbestos Shingle roof. Authentic—no trace of newness—fireproof—little if any future upkeep. Protection for a "lifetime."*



AS LITTLE AS $40.71* PER MONTH BUYS THIS THRILLING CALIFORNIA GARDEN HOME—

Specially designed for the National Housing Guild by Albert E. Olson, famous American architect. The ideal home for growing children. Protected yard, delightful garden spots. Can be built on a 40-foot lot. As little as $40.71 per month. $600* down payment, 25 years to pay. Illustrated in "The Home Idea Book." See coupon below.*

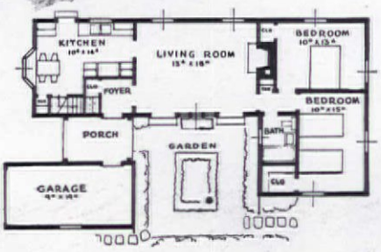

*Prices on all Guildway Houses will vary according to local building conditions. Representative prices are given.

10¢ brings you "The Home Idea Book"

including 14 attractive House and Floor Plans

WHY WASTE MONEY, *risk colds, be uncomfortable? J-M Rock Wool Home Insulation helps prevent drafty rooms—saves up to 30% of fuel costs, reduces undesirable summer heat up to 15°.*



Here, at last, is an authoritative guide to better building. Helps avoid costly mistakes. Complete facts on new low-cost financing plans. Facts on architectural styles, exteriors, floor plans, interiors, color treatments, materials that reduce costs, new comforts, modernizing procedure. Complete details on new Guildway Method that ends building worries—cuts costs. Also, 14 new house designs included with each copy of "The Home Idea Book" (10 cents to cover postage and handling).

A MODERN KITCHEN *is a joy forever when the walls are paneled with the new J-M Asbestos Flexboard. Never needs painting, fireproof, easily cleaned. Smart modern colors. The latest vogue. Large-sized panels economical and simple to install in new or old houses.*



THIS GUILD SEAL *identifies Building Headquarters in your town. Here you will obtain friendly advice on remodeling—constructive help in planning and financing your new home.*

MAIL COUPON TODAY!

JOHNS-MANVILLE, Dept. AH-2
22 East 40th Street, New York City

Enclosed find 10 cents in coin for my copy of "The Home Idea Book" including 14 attractive house and floor plans. I am planning to ☐ build, ☐ remodel. Also, send me special information on the new *local* Guildway Plan ☐.

I am especially interested in ☐ Home Insulation, ☐ Insulating Board for extra rooms, ☐ Asbestos Shingle Roof, ☐ Asbestos Siding Shingles. (In Canada, address Johns-Manville, Ltd., Laird Drive, Toronto, Ontario.)

Name_____

Street_____

City_____

State_____

JOHNS-MANVILLE BUILDING MATERIALS



"Your little heart won't be broken by nasty grammar school snubs . . . *you'll do the snubbing, if any.*

"You'll never be the fifth wheel at high school parties, like many girls I know . . . *boys will fight for the honor of taking you home.*

"In college, you're not going to take long walks because you 'love to be alone'. . . you don't know it now, *but you're leading the Prom.*

"You're not going to be any 'flat tire' on the highway of love . . . *the man you get is going to be the man you want . . . and he's going to want you above all others.*

"Because, Precious, you're going to be beautiful . . . you're going to be clever . . . and, above all, you're going to be fastidious; because if you are not that, your other charms don't count."

* * *

One whisper, that you have halitosis (bad breath), and you find yourself out of things before you know it. Halitosis is the unforgivable social fault. The insidious thing about it is that you yourself never know when you have it; consequently, you may continue to offend *without realizing* it. And, because of modern habits, few people are immune.

If you want to put your best foot forward, if you want others to like you, never take a chance with bad breath. You can instantly make it purer, sweeter, more agreeable by the use of Listerine Antiseptic. This amazing deodorant halts food fermentation and bacterial growth, which cause odors; then overcomes the odors themselves. Your mouth feels, and *is*, delightfully fresh and clean.

Keep Listerine Antiseptic handy and use it systematically morning and night, and between times before business or social engagements. It pays rich dividends in popularity.

LAMBERT PHARMACAL CO., *St. Louis, Mo.*

LISTERINE

***checks* Halitosis (*Bad Breath*)**

Listen for the Train Whistle
GRAND CENTRAL STATION
Columbia Network . . . Every Friday Evening
See your newspaper for time



Winter garden of Mrs. Alvin H. Huth, LaFayette, Indiana

CONTENTS

National Edition

FEBRUARY, 1939 VOL. XXI, No. 3

Cover Design: Color Photograph by Hedrich-Blessing (See page 30)
"Alts. and Adds. to Res." . . . . . *Lenore Turner* 8
How Are Your Fireplace Manners? . . . . . *Wendell Smith* 10
—You Need a Vacation Home! 12
Family Summering—American Style 14
7-Room Seashore House for $3,865 16
—with Lake Erie a Few Miles Away . . . . . *Alexander Galt* 17
Distinguished Economy . . . . . *Edwyn A. Hunt* 18
Two-family Beach Home for Cost of One . . . *Ethel M. Lansing* 20
Living Quarters for a Man . . . . . *Carlo Olivotti* 21
Mountain Cabin on Mt. Washington 22
Wall Treatments Inside the Vacation House 24
"Blue Gates" in the North Carolina Pines . . . . *Alice Burt Hunt* 27
September Island . . . . . *Margaret* and *J. Arnold DeVeer* 28
Wisconsin Log Cabins for Only $450 . . . *Mary Brandel Hopkins* 28
Forty Miles West of Denver . . . . . *Theodore Fisher* 29
The Modern Lake Shore House on Our Cover 30
Vacation House on Long Island . . . . . *A. L. Kocher* 31
Heating the Temporary Home 32
In February We Plant Roses . . . . . *Caroline C. Jurgen* 33
Samplers Tell a Story . . . . . *Grace McIlrath Ellis* 34
Are You Fully Covered or Merely "Insured"? . *Frederick C. Russell* 36
Winter Cafeteria for Birds . . . . . by *Tifft* 36
A Small New York Apartment 37
New Things for Gardeners 38
Grandmother's Butt'ry . . . . . *Ethel M. Eaton* 40
Snug Colonial in Ellsworth, Maine 41
Where the Bee Sucks 42
A West Texas Garden . . . . . *Jewell Davis Scarborough* 43
Fun and Fancy in the Kitchen . *Flossette Bayne* and *Jeanette Beyer* 44
Housekeeping—a Vocation . . . . . *Gwenivere Lamoreaux* 45
Dinner for Eight . . . . . *Barbara B. Paine* 46
Menus and Recipes for Dinner Parties of Eight 47-50
Right from Our Own Kitchen 67
Caring for Those Gift Plants 73
Island Cabin . . . . . *John L. Coleman* 74
"Twin Cedars" in Nashville, Tennessee 75
The Diary of a Handyman . . . . . *T. E. Whittlesey* 77
Houseplants as Heirlooms . . . . . *Edward C. Vick* 81
I'm for the Amaryllis . . . . . *Edwin F. Steffek* 81
Why Not Vegetables? 82
New Garden Books . . . . . *E. L. D. Seymour* 83
Flowers: Their Healing Touch 88
Where There's Smoke There's No Fire . . . . . *Wendell Smith* 89



Home of Mr. and Mrs. John Robinson, Ebenezer, New York

Home of Mr. and Mrs. Wilbert A. Hayman, Larchmont, New York

MRS. JEAN AUSTIN, Editor

E. L. D. SEYMOUR, Horticultural Editor
CHARLOTTE E. CONWAY, Associate Editor
W. M. MEHLHORN, Building Inquiries
FRANK A. EATON, Art Director
JULIA BOURNE, Home Economist
MARY E. MONZE, Decorating Inquiries

Letters requesting information should be accompanied by a stamped, addressed envelope

THE AMERICAN HOME, FEBRUARY, 1939. Vol. XXI, No. 3. Published monthly by the Country Life-American Home Corporation. W. H. Eaton, President-Treasurer, Henry L. Jones, Vice-President, Jean Austin, Secretary. Executive, Editorial and Advertising headquarters, 444 Madison Avenue, New York. Subscription Department, 251 Fourth Avenue, N. Y. Branches for advertising only: 248 Boylston Street, Boston, Mass.; 360 North Michigan Avenue, Chicago, Ill.; A. D. McKinney, 915 Olive St., St. Louis, Mo.; W. F. Coleman, Henry Building, Seattle, Wash.; W. F. Coleman, 485 California Street, San Francisco, Calif.; W. F. Coleman, 530 West 6th Street, Los Angeles, Calif.

Copyright, 1939, by the Country Life-American Home Corporation. All rights reserved. Title registered in U. S. Patent Office.
Subscription price $1.00 a year—three years, $2.00; foreign postage $1.00 per year extra.

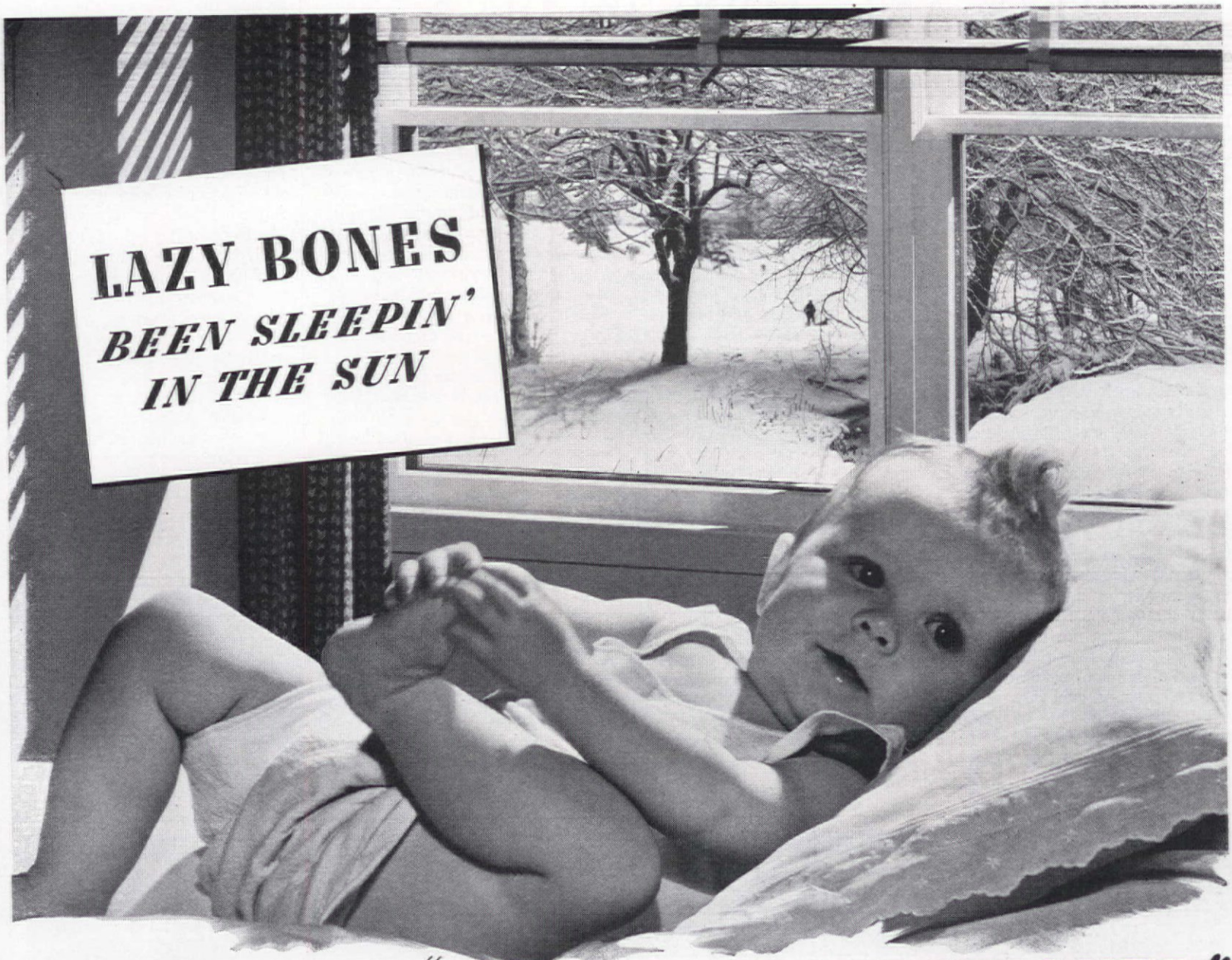

HIS HOME IS "WINDOW CONDITIONED"

● There are thousands of mothers who'll tell you their children have been healthier and happier . . . catch fewer colds, since their homes were "Window Conditioned."

Thousands of fathers will tell you, too, that they have reduced their fuel bills up to 30% . . . that "Window Conditioning" usually pays for itself in less than two winters.

"Window Conditioning" means insulating your windows with two panes of glass instead of one. These two panes of glass—"double windows", (often called storm sash) turn cold into comfort.

There's no problem in installing "Window Conditioning"—and remember there is a lot of cold weather still to come. If you have wood sash in your home, just call your lumber dealer. He'll figure your needs, handle everything, including F. H. A. financing with *No Down Payment.* If you have metal sash, the manufacturer's representative will gladly show you how you can have the comfort of "Window Conditioning."

And since you will be looking through two panes of glass instead of one, the quality of the glass you use is doubly important. L·O·F Window Glass is noted for its greater freedom from waviness and distortion. These advantages cost you no more. Make sure that each light bears the L·O·F label.

Send the coupon today for attractive free booklet and enjoy "Window Conditioning" comfort this winter.

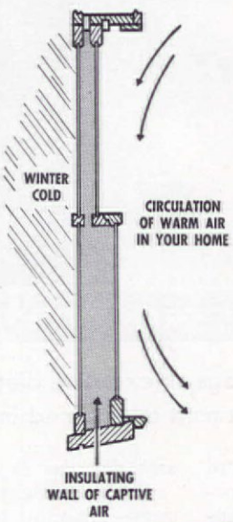

HOW "WINDOW CONDITIONING" WORKS

● With ordinary single-glazed windows the cold outside air chills the single light of glass to nearly its own temperature . . . Inside warm, humid air is chilled when it comes in contact with this cold glass, moisture in the air condenses as fog or frost on the glass. The chilled air drops to the floor and causes drafts and lowers room temperatures.

The diagram at left shows a double window with its wall of insulating air between the two panes of glass. This captive air keeps the inner glass much nearer room temperature, and retards heat loss through the glass, reduces drafts, fogged windows, and the drying out of the healthful moisture in the air.

LIBBEY·OWENS·FORD

QUALITY GLASS

LOOK FOR THE LABEL

AH-2-39

LIBBEY-OWENS-FORD GLASS COMPANY . . . TOLEDO, OHIO

FREE

Please send me your free booklet which shows typical examples of economies effected with "Window Conditioning" and interesting window treatments.

Name_____

Address_____

City_____

State_____

My home has: [ ] Wood Sash [ ] Metal Sash (Give make.)

"ALTS. AND ADDS. TO RES."

A builder's secretary offers a few practical suggestions to those who want to make alterations, additions to, or repairs on their homes

LENORE TURNER

WHERE is that house so perfect, so harmoniously beautiful to look upon and so entirely convenient to live in, that its owner would not change by one jot or tittle its infinite perfection? It is nowhere.

Houses are bought; houses are rented; they are inherited; they are built to order. But rarely are they ever unalterably finished. At least we, who have been brought up on houses, who have wandered through them, metaphorically in the blueprint stage, and actually in the ready-for-the-final-payment stage, and have listened to many home owners who contemplate a maid's room over the garage, a new lavatory on the first floor, an additional wing where the sun-porch now is, or any other of a dozen commonplace changes, believe that houses are never "fait accompli," and that potentially, at least, all home owners are prospects who may one day come under our general file of those seeking prices on "Alts. and Adds. to Res."

Human needs change. Families grow; families diminish. Mother comes on to live at your house and you wish you could offer her a private bath. Or, John or Sue leave for college. Or, Betty starts a home of her own. Pocketbooks change. Perhaps you have found that the house which you struggled to make within your means ten years ago is now paid for, and that you can add the improvements you thought of the very first month. Or, if you are going down the hill of age, and facing each month the sad law of diminishing returns, you may well wonder how you can convert your house into apartments which will help you bear the burden of taxes. Ninety-five per cent of all houses in existence in this country were not designed specifically for those who occupy them. And even those who built to order that house of their dreams find that one knows a house only by living in it, and that there is always something which might have been done differently and better in some way.

Haven't you ever said in a moment of despair, "I wish I knew what to do about the water in the cellar!" Or, "If we could only have a flagstone terrace out here!" Haven't you ever pointed with pride to some improvement wrought by the superior imagination or craftsmanship of some member of your family? If not, if you're utterly pleased with your house as it is and seek only to keep it that way now and forever, this article is not for you. Nor is it for you if you wish to buy the materials and do the work yourself.

This article is for the ninety and nine average people who wish to change their houses, and who are so often disappointed and surprised at the results, for there are many pitfalls which might be avoided by thoughtful planning, consideration, and an ounce of prevention. Here are some suggestions which should prove helpful:

1. *Know definitely what you want done.* In making changes in a house there is no substitute for forethought. Home building or reconditioning is not to be entered in a wave of enthusiasm that allows insufficient time for planning. And two heads, or even three or four, are better than one, for it is only by talking it out in a pro and con way—that is, whether, for example, you'd rather sacrifice the closet in the dining room so that you'd have enough space for a table that would seat twelve people—that you can come to a conclusion satisfactory to the greatest number involved.

2. *Make a list of all those changes and improvements which you intend to make.* It may be well to organize them under their proper headings, as follows:

A. Repairs
   1. Doors eased throughout
   2. Back steps replaced with concrete
   3. Chimney cap
   4. Roof leak repaired
   5. Flashing checked

B. Changes
   1. Cut dormer on third floor and finish same with composition board
   2. Cut door in living room and panel same with gum

You will not be able perhaps to define with proper exactness what you want, but it is possible to foresee most of what you wish to include, and to supply a rough sketch of your idea. Listing and sketching will clarify your own ideas. It will also help you to avoid that snare and delusion in many a building contract, "extras." This is applicable whether you are doing a $100 alteration, or a $100,000 one—except that in the latter case you have already had an architect discuss these matters.

4 GENERATIONS OF DOGS RAISED ON PARD AND WATER . . . and never a digestive upset!

GREAT GRANDMOTHER


GRANDMOTHER

MOTHER


SON

FACTS FROM THE 4½-YEAR FEEDING TESTS IN SWIFT'S RESEARCH KENNELS

230 dogs on exclusive diet of the Pard feeding formula maintained in glowing health!

●A long-term feeding test is being conducted at Swift's Research Kennels, with 230 dogs already involved. Four consecutive generations of Cocker Spaniels, Wire-Haired Fox Terriers and Chow Chows have been raised on Pard and water and *not one dog has ever had a sick day due to digestive disturbances!*

While participating in the test, all dogs—including the four generations of Cockers pictured above—have enjoyed vigorous, glowing health.

Start *your* dog on Pard! *Keep him in thriving health with an exclusive diet of Pard and water.*



MANY LEADING VETERINARIANS RECOMMEND PARD! Dr. J. R. R., of Illinois, says: "*In 9 out of 10 of the less serious cases brought to my attention, the real basic trouble is improper feeding.*" Dr. R. recommends Pard to correct dog illnesses due to improper feeding.

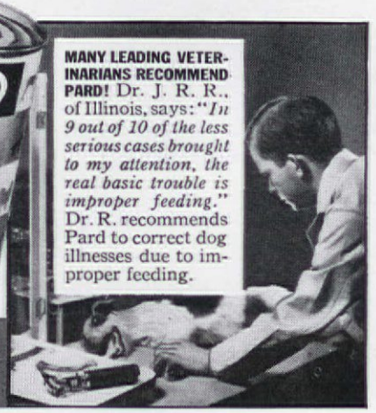

PARD . . . SWIFT'S SCIENTIFICALLY BALANCED DOG FOOD

3. *Use an architect whenever the alterations are of a major nature, particularly in such cases where the exterior lines of a house are to be changed.* We cannot urge this too strongly. To be sure, there are cases when an additional wing or room on a speculatively built house which cost only $7,000 to begin with does not seem to justify the expense of an architect's fee. And there are certain builders, who, through experience, good taste, and talent, are capable of making attractive designs. But the owner runs a risk, and the chances of his creating another architectural atrocity are sizable. If you value exterior appearance and beauty, have an architect.

It may be well at this point to make special mention of the tendency to buy charming but dilapidated old farmhouses, softly nestled among the hills, and convert them into homes which retain the picturesque charm of the old on the outside, and exhibit the modernity of chromium and gadgets inside. It is almost imperative to have an architect in such cases, but strangely enough, the buyer often wishes to economize and considers this one way. In our opinion it is better to take an architect or builder along before you do the buying, but certainly be sure to employ an architect afterward. It is true that the practical architect or builder is apt to look with disrespectful and inquiring eye at many of the red barns, the teetering farmhouses, and cute lighthouses which fill the visionary buyer with such rapture. This is not because they take a delight in thwarting people, or because they wish to show how much they know, but because years of experience have taught them that home owners are invariably surprised at the cost of things, and because they know the truth of the couplet,

"Old houses mended,
Cost little less than new,
Before they're ended."

And though transformation can be just as thrilling as the "before" and "after" pictures indicate, it is not a light excursion. An architect may save you many a headache and actually save you money. For just as the architect or builder has paid to learn, so will you pay to learn, either in a botch job which nets permanent dissatisfaction, or in a cost incommensurate with the advantages which are secured.

When we insist upon an architect we mean one who has satisfied others. The ideal combination of poetry and practicality, of artist and engineer, is hard to find. Investigate an architect with these qualities in mind. It will pay big dividends. Avoid those architects who over-specify a job. Many an owner has announced a $5,000 limit, only to find that the architect has drawn him a $10,000 job. Avoid those impractical dreamers, so difficult to please that builders and subcontractors put a tariff on every job that bears their names because it costs more to work for them. Avoid also those "cheap" men who offer bargains. Many careless men who should never have graduated from the draftsman stage, masquerade under the title of "architect." They know almost nothing, if judged by their plans and specifications. How shall you know whom to choose? Only by inquiry among builders, or by inquiry among those who have used architects, or by evaluation of work done, preferably work done five or more years ago, which is still satisfactory to the owner.

4. *Select a reliable builder.* They vary even as the inconstant moon. Again, there is no better recommendation than that of the satisfied customer, unless it be the recommendation of subcontractors—roofers, plumbers, millmen, etc., who have worked under many builders and have been in a position to observe their relative merits.

There are many ways of awarding work to builders. The first way, and the common one for small expenditures, is to give the order. Ordinarily the builder will be glad to give an estimate on the cost in advance, and to furnish all the information you ask for, as for example, what deduction can be made if Celotex is used instead of knotty pine in the club room, or how much extra it will be if porcelain fixtures are substituted for enamel in the contemplated bath.

A second way to award work is on the cost-plus basis, by which is meant the cost of all labor and material plus a percentage (usually ten per cent) of the cost for overhead and profit. This is the ideal way if you have just that man in whom you can place utter confidence. They are rare, but they still exist. It is a particularly appropriate method of doing certain jobs where the cost is unpredictable. Take the case of the aforementioned old farm houses. They usually need extensive repairs, as well as additions and alterations. The cost of repair is very much of a gamble. The builder takes a guess on how much flooring he has to take up to meet the requirement that all rotten lumber be replaced, for example. The roofer, also, takes a guess as to how much work is ahead of him before he can guarantee that there won't be any leaks for the next few years. Like the builder he guesses high enough to protect himself, if he is intelligent. The plumber, and everybody down the line, takes the

[*Please turn to page 60*]

HOW A MAN OF 40 CAN RETIRE IN 15 YEARS

IT makes no difference if your carefully laid plans for saving have been upset during the past few years. It makes no difference if you are worth half as much today as you were then. Now, by following a simple, definite Retirement Income Plan, you can arrange to quit work forever fifteen years from today with a monthly income guaranteed you for life. Not only that, but if you should die before that time, we would pay your wife a monthly income as long as she lives.

$150 a Month beginning at age 55

Suppose you decide that you want to be able to retire on $150 a month beginning at age 55. Here is what you can get:

1 A check for $150 when you reach 55 and a check for $150 every month thereafter as long as you live.

This important benefit is available alone; but if you are insurable, your Plan can also include:

2 A life income for your wife if you die before retirement age.

3 A monthly disability income for yourself if, before age 55, total disability stops your earning power for 6 months or more.

This Retirement Income Plan is guaranteed by the Phoenix Mutual, a company with over half a billion dollars of insurance in force and a record of more than 75 years of public service. If you want to retire some day, and are willing to lay aside a portion of your income every month, you can have freedom from money worries. You can have all the joys of recreation or travel at the time when every man wants them most.

The Plan is not limited to men. Similar plans are available to women. It is not limited to persons of 40. You may be older or younger. The income is not limited to $150 a month. It can be more or less. And you can retire at any of the following ages that you wish: 55, 60, 65, or 70.

What does it cost? When we know your exact age, we shall be glad to tell you. In the long run, the Plan will probably cost nothing, because, in most cases, every cent and more comes back to you at retirement age.

Write your date of birth in the coupon below and mail it today. You will receive, without cost or obligation, a copy of the interesting illustrated booklet shown at the left. It tells all about the Plan. Send for your copy of the booklet now. The coupon is for your convenience.

ESTABLISHED 1851

PHOENIX MUTUAL

Retirement Income Plan

GUARANTEES YOUR FUTURE

Phoenix Mutual Life Insurance Company
327 Elm St., Hartford, Conn.

Please send me by mail, without obligation, your book describing the PHOENIX MUTUAL RETIREMENT PLAN.

Name_____

Date of Birth_____

Business Address_____

Home Address_____

COPYRIGHT 1938, BY PHOENIX MUTUAL LIFE INSURANCE COMPANY

Whee! I can go faster than you can

No, Jimmy. Your telephone is one of the fastest things in all the world.

Well, I can go more places then

'Fraid not, Jim. You see, the telephone goes to the grocer and the doctor and Daddy's office downtown; it goes to Mummie's friends wherever they live; it goes to Grandma's in another state; it goes to millions of different places all over this country, and then to millions more in other countries.

H-m-m-m-m. You must cost an awful lot of money

No. Telephone service is really cheap. Of all the things your Daddy and Mummie buy, few give so much for so little as their telephone.

You are cordially invited to visit the Bell System exhibit at the Golden Gate International Exposition, San Francisco

BELL TELEPHONE SYSTEM

How Are Your Fireplace Manners?

WENDELL SMITH

Keeper of the Fire, Grand Order of Fireplace Fanatics

TEST your knowledge of correct social conduct around the fireplace by answering the following questions, then checking against the authoritative answers at the end of this questionnaire.

1. When visiting in a friend's home should you assume the responsibility of poking the fire and adding more fuel whenever you think the fire needs it?

2. Is it polite to throw things into the fireplace such as apple cores, chewing gum, cigarette butts, and cigar bands?

3. If your hostess fails to keep the hearth swept clean of ashes when the fireplace is not in use, would you say that:

(a) She is an untidy housekeeper?

(b) She is an unconventional woman?

(c) She is a charming hostess and a person after your own heart?

4. If friends should drop in some evening after you had just burned your last stick of firewood, would you:

(a) Borrow a few logs from your good neighbor on the north?

(b) Steal a few logs from your neighbor on the south whom you never cared about anyway and whose children never managed to get along with your children?

(c) Go out into the back yard and chop down a tree?

(f) Start chopping up that old furniture you have been wanting to get rid of for years?

5. Should you criticize your host's fireplace if it smokes?

6. Is it polite to boast about having a huge fireplace at home while sitting in front of a friend's two-by-four fireplace?

7. If you love and cherish old things such as antique furniture and Colonial fireplaces, would it be impolite for you to say derogatory things about false front fireplaces, imitation gas logs, synthetic fuel, and electric flames in an ultra-modern glass and chromium fireplace, if you found such in a friend's home?

8. If your hostess asked you to go to the garage and bring in a log to replenish the fire and if you found that there were but two logs left, a large one and a small one, which log would you choose to bring in?

9. If a red hot coal popped out on the rug, would you:

(a) Call it to your host's attention?

(b) Call the fire department?

(c) Grab the fire shovel and scoop it back into the fire?

10. When invited to a friend's fireside to spend the evening, is it good manners to stay on and on and keep your host up until the wee small hours of the morning? Should you leave before the fire has gone completely out or should you suggest that someone throw another log on the fire and continue your stay until your host nods off to sleep?

Answers to the ten questions:

1. No. Nothing irritates a host more than to have some outsider meddle with his fire.

2. No. The fireplace is designed to burn only fireplace fuel. It is not an incinerator.

3. Yes to all three questions.

4. Chop up the old furniture by all means. This will provide an excellent excuse to buy that new furniture you've been wanting for so long.

5. No. He already knows it only too well.

6. No. Not if you ever expect to be invited back some day.

7. Ride the fence on this one.

[*Please turn to page 80*]



"Umph! She's been reading American Home again!

FREE! Color Schemes

to help you re-decorate at small cost

ACTUAL SAMPLES of rugs, wallpapers, drapery and upholstery fabrics—cellophane-wrapped. Each color scheme built around a lovely Alexander Smith Floor-Plan Rug, each arranged by a well-known decorator.

MAIL COUPON BELOW

FOR ONE OF THESE KITS . . . AND

Clara Dudley's

DECORATING BOOK

Don't worry just because you can't "start from scratch" in re-decorating. Half the secret of the lovely rooms you see in the magazines is their *color schemes*. And these kits show you how to achieve the right color scheme at small cost. Each one is based on a smart Floor-Plan Rug made by Alexander Smith, a name which has meant quality for almost a hundred years.

Floor-Plan Rugs have been designed for people who have exquisite taste yet limited incomes. The room at right, based on a color scheme kit, derives much of its charm from its moderately priced Floor-Plan Rug (No. 378). And remember—no matter how moderately priced the rug you select, you can be sure of getting real value and wear, for Alexander Smith believes "Nearly Right Won't Do."

Alexander Smith Floor-Plan Rugs come in 36 sizes, a size to fit any room. Figures, textures, plain . . . many under $50. Every Floor-Plan Rug bears the gold label with the Good Housekeeping Guaranty. Look for it when you buy.



FLOOR-PLAN RUGS

TRADE MARK

are made only by

ALEXANDER SMITH

FREE Color Scheme Kit and Color Scheme Book

Alexander Smith & Sons
295 Fifth Avenue, New York

Send me a free Floor-Plan Color Scheme Kit for my _____ (tell what room) based on a rug in _____ (mention color of rug you are planning to buy). Also your free book, "A Guide to Rug Buying," which has many room schemes worked out in full color.

Name _____

Address _____ AH2A

Physically tired, spiritually impoverished?

The low, heavy shingled roofs and squat chimney of Mr. William O'Davage's cabin stand out against the hills

IF THERE was ever a time when you needed a vacation home to escape the shouts and murmurs of a troubled world it is today. It can be as simple or as elaborate a retreat as your pocketbook can afford, but, large or small, it can be made attractive and comfortable with a little ingenuity. As a place to run to when the world is too much with you, as a means of escape from the bedevilments of your routine life and the alarms of present-day living, a week-end shack, mountain retreat, or lakeside log cabin should be on your "must" list this year. Knowing then, that a "retreat" fills more than a merely physical need, knowing that a vacation home means going back to nature for a spiritual replenishment as well as a renewal of physical well-being, knowing that all over America people are looking for ideas from which they may build small cottages into which they may retreat for short spaces of time, THE AMERICAN HOME every year devotes the major portion of its February issue to summer homes for American families. They may be used for hunting purposes or down at the beach for an occasional summer jaunt, or they may even be built on the back of lots or acreage in the country while the bank roll is building up to where it is big enough to build a real country home. Up until recently these cottages or shacks have received very little attention from a design standpoint. People have just thrown something together and moved in an assortment of second-hand furniture or old cast-off pieces that had been accumulating in attics for years, and felt happy.

Color photographs by FRANK A. EATON



Mr. Nils Ericson's cottage is a Cape Cod type with red cedar walls painted white. A garage wall is fieldstone



The Swiss type of rustic siding on outside walls and the fir plywood on inside walls enhance Mr. George Ferguson's five-room home

Plan of cabin shown above

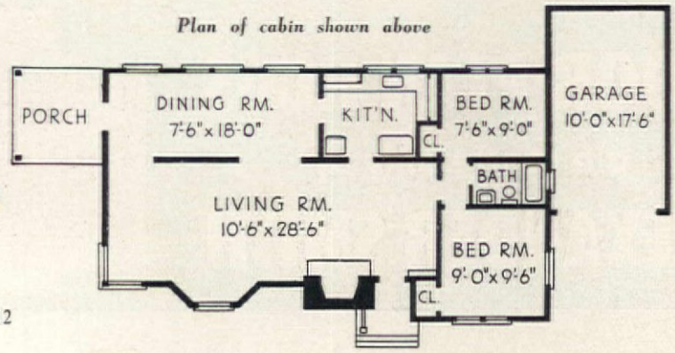

You need a VACATION HOME!

C. E. Englebrecht

However, Americans are now taking greater pride in their retreats, even though they be used only as week-end shacks. We are understanding the true meaning of "functionalism" and applying it to our mode of summer living. Never, we feel, have we presented so interesting, so varied an assortment of summer homes for American families.

The snug and picturesque log cabins and cottages around Lake Mohawk, New Jersey, which are illustrated on these two pages, include new features which remove them from the realm of the ordinary. The small touches of color, the nice wood trim, and the varied roof and wall treatments show that log cabin exteriors need not be merely dark and crude-looking. The interiors with their built-in features show that living quarters and furnishings in the vacation house have been improved since the days of make-shift arrangements and are carefully planned for easy housekeeping. One-story plans, combined living and dining areas, built-in bunks and other furniture reduce waste space to a minimum, while large windows and porches closely connect the house with the outdoors which is the hub of vacation home activity.

In this community at Sparta, New Jersey, winding roads lead up and down around the hillcrests and knolls overlooking Lake Mohawk, the distant mountains, and Delaware Water Gap. The cabins and cottages perched on these attractive spots are designed in Swiss, Alpine, and other rustic styles and there is a sprinkling of Cape Cod and other Colonial cottages. Mr. William O'Davage's house, shown on the opposite page, has rough cut walls of half logs in reddish tones, and half logs frame the gable ends of the roof. Irregular shaped shingles of pecky cypress with thick butt ends cover the roof and give it a delightfully picturesque appearance. Pecky cypress, a wood with a rich and irregular texture, is used on the entrance door and on the fireplace wall of the living room. Wallboards are used throughout the house for interior finish and partitions. In the kitchen the windows and

[*Please turn to page 59*]

There are six compactly arranged rooms in Dr. W. H. Colburn's cabin of red cedar and chestnut siding

Attractively nested among the trees the low-lying red fir cabin of Mr. H. A. Butler has five large rooms

Hart's Ease, Mr. William Hart's interesting cabin, is serviceably planned around a large living and dining room

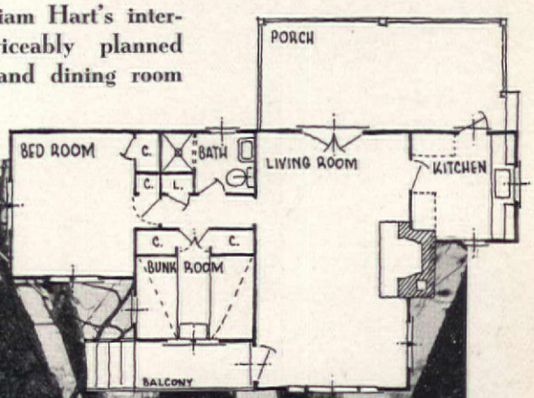

Mr. George Hand's home, with wide porch and generous bay window

Mr. and Mrs. L. A. Wells's home from the road

Photographs in natural color by FRANK A. EATON

Black and white photographs by ERNEST GRAHAM

Dr. and Mrs. P. H. Smith surround their house with picket fence

The Wells house from the Lagoon

Porch from the Wells living room

Cape Cod flavor in Dr. Smith's cottage

Red, white, and blue in the Roble living room

TO MANY people the only possible conception of a summer home is one situated on the water. And yet sometimes, even in lake country, there seems to be no such perfect spot. This was the case in and about Cleveland several years ago. All available Lake Erie harbors were used for commercial purposes and therefore lacked docking facilities for pleasure boats, and good bathing beaches. The one exception was Vermilion harbor, some thirty miles west of Cleveland, where there were about sixty acres of swamp land fronting Lake Erie, and the picturesque, and, fortunately, navigable Vermilion River. This, it seemed, was an ideal place to develop as a spot where a man could have a summer

FAMILY SUMMERING—American Style

White Cape Cod summer houses at Vermilion Lagoons gleam between the blue sky and water

home with recreational features for everybody.

And so work started on Vermilion Lagoons, as it is known today. Dredges began to dig out gracefully winding lagoons, lots were laid out so that each one faces on a lagoon, and therefore boats can be docked right at the front door. Landscaping was carefully planned and trees planted.

It was decided that the story-and-a-half Cape Cod house was best suited to the site. A supervising architect passes on all proposed plans, so that standards of design will be maintained. As the photographs show, this idea has proved its worthiness, and while no two houses are in the least alike, each one is at home and in harmony with its neighbors.

A few of the houses are built for year-'round occupation, but most of them are frankly summer homes. Plans vary, naturally, according to the size and habits of the family. and interiors show great individuality. Some of the houses are just "cottages," with unfinished wood interiors. Some are paneled and painted, some plastered. In some, real summer furniture of reed or the like has been selected, in others great pains have been taken in accumulating genuine antiques such as would be at home in a Cape Cod cottage in its native habitat.

While each house, therefore, has its own individuality, the owners have one great interest in common, love of the water. The yacht club and the beach pavilion offer facilities for boating and bathing for all ages. It would be hard to say whether the very young inhabitant, basking in the sun in the baby carriage beside the rippling lagoons, or the high school crowd, or the hardened veteran of many cruises and fishing trips and boat races has the most fun. Besides that, they all have an intense affection for the lagoons. Perhaps this is best illustrated in the fact that they have ruled out street lights, lest they interfere with the reflections of houses in the water. Surely all the makings of an ideal summer!





New England maple is popular in these Cape Cod houses. Pine paneled living room walls and patchwork quilts give atmosphere in the Wells house. Mr. and Mrs. Roble also use maple in their living-dining room

Robert M. Damora

This summer home of Dr. I. T. Zeckwer is located at Harvey Cedars on Long Beach Island, New Jersey

7-Room Seashore House for $3,865

MANY persons like houses of Modern design but are somewhat leery of having one built for themselves because they believe that every part of a Modern house has to be specially made—and made of the most expensive new materials. This notion is convincingly disproved in some of the summer homes along the New Jersey coast. Simple and long tried materials such as clapboard siding and stock window frames, which are regularly used for homes of Colonial design, are now employed in new ways for Modern houses of moderate cost. For example, the corner windows on this seashore house near Beach Haven, N. J., are made of stock frames and sash, but they are arranged in a Modern way at the corners of the house to afford the best possible views of the bay and ocean between which this house is located. The walls are of horizontal wood siding which has a modern appearance because of the flat, overhanging roof. This type of roof construction is well suited to the wide, flat land along the seashore; it is economical and the overhang protects the upper windows from the sun. Inside the house seven well-equipped rooms are laid out in step-saving order. There is exceptional convenience in the built-in dining corner, the furniture built around three sides of the living room, and in the movable partition separating the two quarters. With built-in equipment furnishing a great part of the house and minimizing the housework, this is a real vacation house where there is little need to move furniture in and out every summer—or worry over the protection and care of furniture left there during the winter.

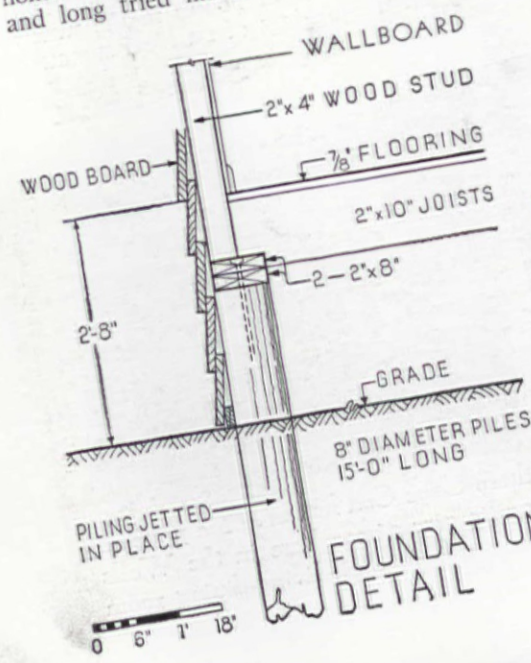

FOUNDATION DETAIL

Left: A sectional drawing of foundation and wall construction. Exterior walls: pine boarding over studding. Interior: wallboard partitions on studs. Insulation: wallboard. Stairs and all flooring: pine

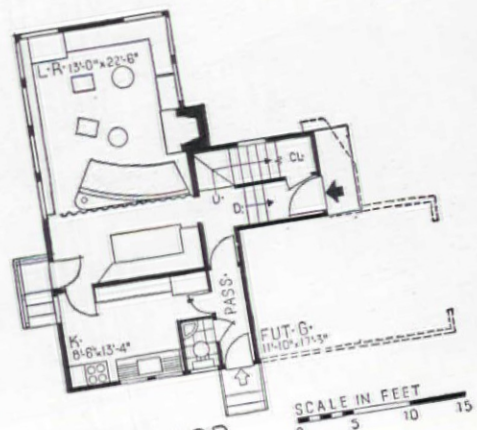

FIRST FLOOR

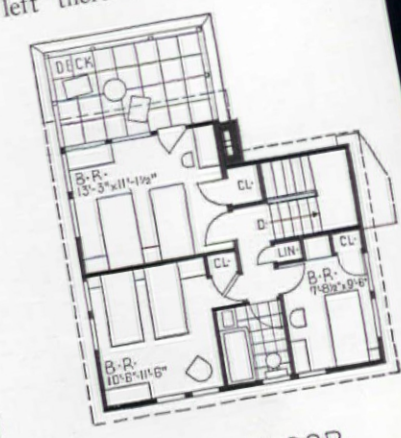

SECOND FLOOR



—with Lake Erie a few miles away

ALEXANDER GALT

IF PROFESSIONAL people are to have a place in the country, sacrifices must be made. We faced that fact. There could be no more long trips, expensive week ends, and certain year-'round luxuries must be given up. For more than a year we drove up and down the side roads within motoring distance of Buffalo looking for five or ten acres away from competitive surroundings. Several promising places were found, only to be rejected on second or third visits when a more careful survey showed low grade neighbors or a less agreeable outlook from different parts of the property. We decided that a social survey of the neighborhood is quite as important as any other consideration. Finally on a side road up a steep hill surrounded by thick woods we saw a ten-acre clearing and knew it was ours. Not a house in sight, and the nearest half a mile distant. Walking through the woods we found several beautiful ravines and many large trees with wild cherry, sugar maple, beech, and ash predominant. Though much larger than we needed, the ninety-two acres had much promise and the price was low. A little trouble to clear the title of two old mortgages and we were the owners of a hillside almost a mile along the country road and a thousand feet deep. With some savings and a loan, the three thousand dollars were paid and the land

[*Please turn to page 72*]

DISTINGUISHED

—as designed by JACK CAMPBELL



HUNTING LODGE: Ample living, sleeping, and storage accommodations for hunting parties of four, designed especially for a difficult mountainside site

EDWYN A. HUNT

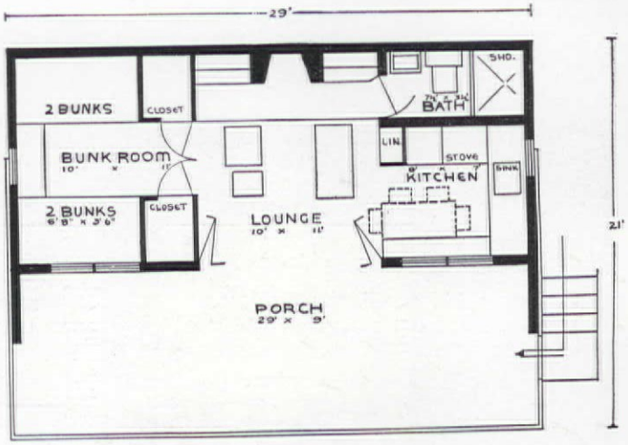

ONLY design-with-a-purpose could achieve such entirely satisfactory results as you will find upon studying these three distinguished designs for vacation houses by Mr. Jack Campbell. Each and every particular sport has its own special requirements, in the matter of housing as well as in its equipment or costume. Each one of these little houses is designed to a specific kind of sport or type of holiday, whether it be gun racks in the living room or large dance space for the beach house. They are truly "functional" in the best sense of that much abused word. They incorporate the newest ideas in construction materials, represent careful planning, and freshness in design.

The first little vacation house has been planned as a hunting lodge and makes much of its hill or mountainside site, from both a design and a construction standpoint. The design indicates a repetition of triangular forms at the ends, while across the entire front of the house runs a verandah. As planned, the doors fold back making the living room and porch one, taking full advantage of the outdoors. The whole scheme opens out to the world like a typical grotto.

Designed to accommodate a hunting party of four, there are two double-deck bunks, gun racks at the side of the fireplace, storage spaces for ammunition, and generous closets for bulky clothing. The bath is very compact, and the kitchen provides eating and seating space for four. In other words, ample space for a small hunting party wanting a mere resting and sleeping place during the hunting season is provided at minimum cost of building and maintenance.

MAXIMUM COST $2,000 COMPLETELY EQUIPPED

Incorporating all the newest ideas in construction; compact, livable plan; unusual storage space; "trailer" style kitchen

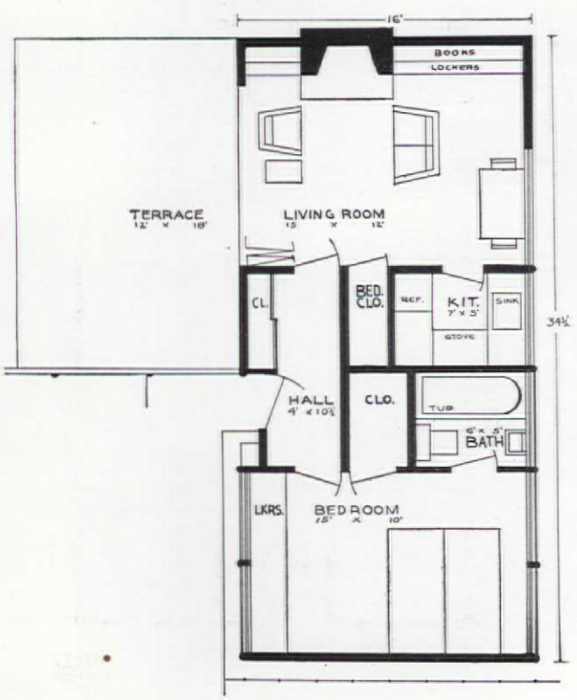



The second little house, just above, was originally designed to fit on the rear of a lot and used as a guest cottage whenever the main home was completed. It is, of course, an ideal vacation house for any number of sites. Sixteen by thirty-four feet, with an area of only 544 square feet, it would cost between $1,600 and $2,000 completely equipped. Walls to be waterproof redwood plywood, roof of bleached cedar shingles. Over the front

ECONOMY

STREAMLINED PLYWOOD BEACH COTTAGE



Front all windows, facing ocean; three sleeping compartments with built-in lockers, reading tables and indirect lighting

windows and along the terraced wall, Mr. Campbell has used screens of bamboo. Interior walls are of wallboard. Particularly noteworthy is the large amount of closet and locker space provided in the compact plan, making it eminently suitable for beach use. Note, too, the large amount of living area easily convertible into a dance floor or other informal entertainment uses. The kitchen might well be called a "trailer" kitchen, so compact is it. Floors are linoleum covered and decoration interest could be achieved by the use of durable cotton denims and sailcloth in suitable colors and, if possible, simulating the texture of the wallboard.

And now may we direct your attention to the streamlined beach cottage. Made of plywood, it is to be covered with colored composition waterproof room paper. You find on studying the plans that Mr. Campbell has intended that the entire front of the house be windows, facing the sea, and here again the compactness of the scheme would lend itself to inexpensive but very efficient living. You will notice that he has provided for three sleeping compartments or bunks that pull out from the walls on roller-bearing casters, with built-in lockers at their end, and with reading tables and indirect lighting. You will also notice by the plan that one of the bunks makes a davenport at the side of the fireplace, and that he has arranged his dining table against the wall on the opposite end of the room in such a way that an opening from the kitchen directly to the table forms a pass closet. He also has made it possible to have two centers of interest on opposite ends of the room, so that the room very readily lends itself to larger groupings and to varied arrangements.



A map in the living room decorates the fireplace alcove and acts as a geodetic guide

In the bunk room, which provides for a third person, there are plenty of shelves and storage space for quite a lengthy stay. The bath, of course, is very compact because only a shower bath is needed. The kitchen, like all his kitchens, is more like a galley in a small boat; but again you will notice the cupboard as arranged on two walls provides plenty of storage space. A window between dining table and kitchen permits convenient service.

The interior decorating of his house depends on fine texture in the exposed woodwork and walls combined with colorful cotton-textured materials for upholstering. In so compact a scheme such a room could very easily use two or three colors which could be changed about in the living room, bunk room, and kitchen in such a way as to give considerable variety.

The sketch of one end of the living room merits careful study, for it illustrates much taste and fitness to the mode of life intended in this streamlined beach cottage. Much interest has been achieved in the floor treatment, and the wall map is more than just decoration. What an exciting, interesting way to use local geodetic or relief maps! Note, too, how privacy has been achieved by this wall projection at the front door which is just at the left of the fireplace.

You will have noticed that practically all furniture in Mr. Campbell's designs is built-in, an integral part of the plan. The advantages are obvious, and when as well designed and as comfortable as in these houses, certainly provide distinguished furnishings, just as the houses provide distinguished economy in living.

These floor plans could be adopted to low cost, year-'round houses for single persons or young couples.

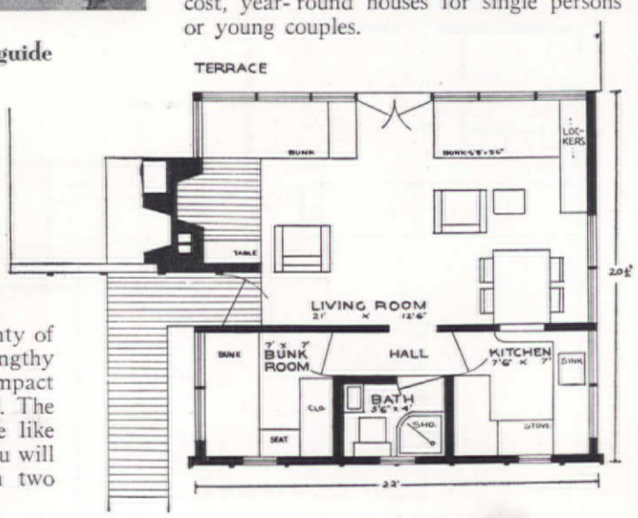



Two-family beach home for cost of one

MANY young couples deny themselves the pleasures of a comfortable summer at the beach away from the harassing clamors of their hot and confining city home simply because no alternative for the usual and costly annual two weeks' vacation occurs to them. How much more simple and agreeable it would be, if they spent the entire summer at a beach within commuting distance of the city. Appallingly expensive as such a venture would at first seem, it really is not, if properly managed.

The basic idea embodied in affording such a shore home is that without inconveniencing each other in any way two couples can together afford what one cannot. In this particular instance my husband and I invested part of our small savings in a lot and built a two-family dwelling which provides enough income to pay for the house and lot. This was accomplished after having spent one or two summer fortnights at Manhattan Beach, California and having yielded to the charms of this particular settlement, attractively situated on a great slope overlooking the ocean.



In planning the house my husband's professional talents must be credited for the clever utilization of all space in providing a two-car garage, a complete apartment downstairs, and another equally livable apartment upstairs, so manipulated that living rooms are at opposite ends and contrary noises averted. The floors are steel gray cement, a substance that deadens sound. Both apartments have private entrances.

My contribution to the home was made from hastily scribbled notes on interior decoration made during preceding months. The interior walls were painted off-white and the woodwork white to serve as a foundation for any color scheme. Our tenants worked out their own solution, while my apartment kept severely to dark blue, yellow, and white. Yellow and white striped covers and denim pillows are on the double bunks, knotty pine lined and built in Swedish fashion into the wall. Trimmed with white and yellow rope, denim draperies are effective in the large living room. A heavy wine barrel with a round table top and nail kegs for chairs, painted white with dark blue bands, is our dining set. A blue denim covered couch is piled high with rope-trimmed yellow pillows. By utilizing hardy furniture and wearable materials of this sort, the cultivation of a restful and carefree existence is made possible. The minimum requisites of comfort are conducive to the art of loafing; the more unoccupied space, the more freedom of movement that makes an apartment habitable.

The kitchen and bathroom curtains are dark blue organdy, widely checked in white and held by tie-backs which we had made of plywood shaped into the form of sailboats, painted yellow and white.

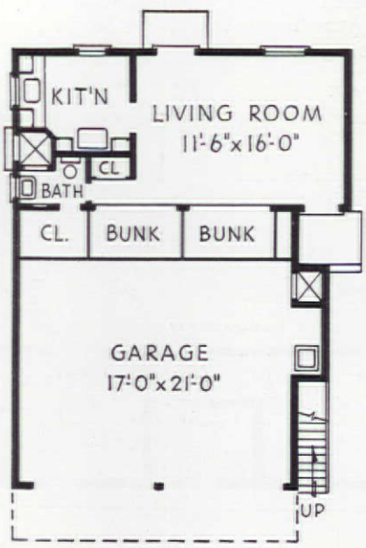

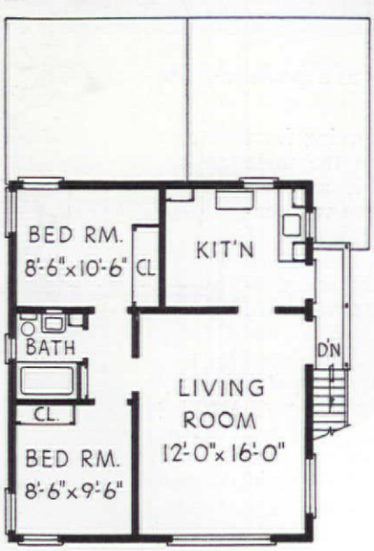

ETHEL M. LANSING

Sigman-Ward

ON PAGE 90

LIVING QUARTERS FOR A MAN

CARLO OLIVOTTI

DETAILED PLAN

THE problem of a cozy, comfortable corner, a little room all for myself where I can work if I have something urgent that requires all my attention; or smoke and have a drink with business people; or again have a nap without going to bed; and also read a paper or a book all alone when my wife has guests in the drawing room, has at last been solved.

As a husband, my haven is the smallest room in my home: ten feet wide, sixteen feet long, and nine feet high. At one end is a long and comfortable writing and working table, nearly three feet wide, that affords every possibility for space, either for spreading scores of manuscripts and books upon it or on the shelves underneath. In the cupboard between the windows is a special lighting fixture of vertical crystal and pale amethyst panes of glass, giving a diffused luminosity on the paper without offending the eyes. The armchair, when not in use, can be pushed underneath the table where its solid back resembles a cabinet.

Running the length of the room is a large bookcase with flanking cupboards. In one of them I keep all my paraphernalia for cleaning and studying old pictures, one of my pet hobbies, and the other holds a complete table service for six people, a surprise feature of the bookcase being a disappearing table which can be augmented, if there are more than two guests, to accommodate five persons very comfortably. The stools, four in number, are pulled out from under the bookcase, the arm chair going to the guest of honor.

Against another wall is a large built-in couch, used for a bed very often. Above is a luggage rack. Near the head of the couch, a quadrant light is placed in the corner formed by the first of a series of partitions that form a built-in commode with many drawers, and an enclosed washroom.

So you see, everything that can be used by a man for his comfort has found its place in my little paradise. I have used pine wood, handmade nails and hinges, everything that gives the feeling of simplicity. All is plain, matter of fact, solid. The smell of the innocent pinewood is dearer to me than all rare, expensive, mundane perfumes.

Albert E. Byler's
MOUNTAIN CABIN

Designed by **GREGORY AIN**

LOCATED on the heights of Mt. Washington, California, one enters the spacious living room of Mr. Byler's modern cabin to view in a westerly direction through a generous expanse of windows the magnificent panorama spread below. Especially designed for this landscape vista, the unusual fenestration was cause for much favorable comment when this $2,500 recreation dwelling was entered in the second Pittsburgh Glass Institute competition. Certainly it is a model example of a mountain retreat for many reasons easily ascertained from plan and pictures.

The handsome use on the exterior of broad boards of Douglas fir for design purposes, vertical siding counterbalanced by strong horizontals at the cornice line and around the porch, effectively demonstrates the strength of the construction to withstand storm and stress. Notice how admirably the sturdy chimney-block ties in with the whole aspect of this cabin, making it architecturally perfect for

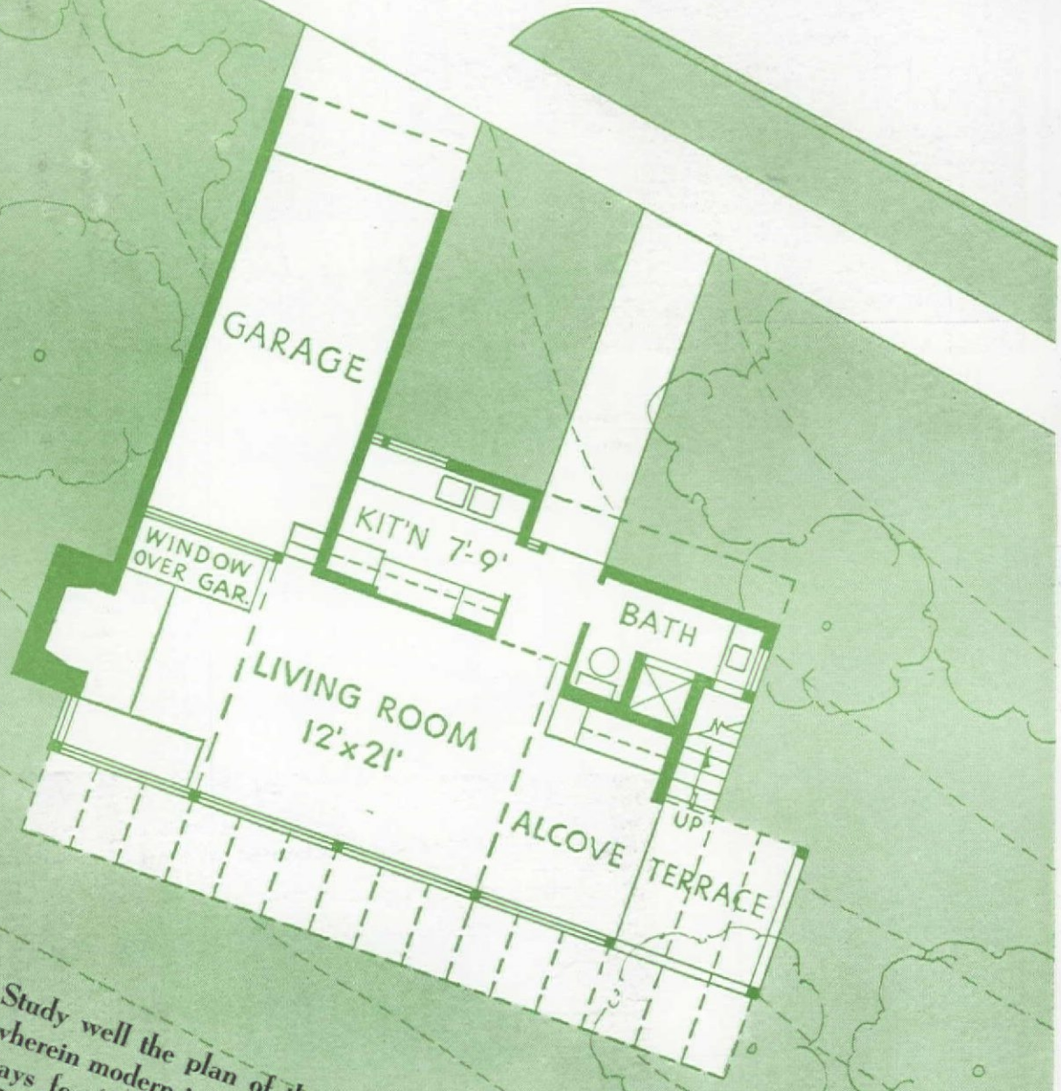

Study well the plan of this new cabin wherein modern ingenuity has arranged ways for "roughing it" surpassing the old mode, yet with equal rustic charm

on Mt. Washington



Philip Fein, photographer

Substantial construction foretells a lifetime of service (and practically no repairs) for this notable mountain retreat, built to last at a cost of $2,500. Smart lines result from using good functional design

the locale. The house entrance from the road gives access to a hallway connecting the living room, kitchen, and bath-dressing room. One may also enter from the side terrace, and a door connects the garage with the living room.

The living room is finished with vertical redwood ship-lap, three board widths determining the exposed ceiling beam spacing, and every third ceiling beam aligned with a window mullion post. Either end of this large room can be shut off by sliding panels to make private sleeping quarters for week-end guests. At the fireplace end a horizontal sand-blasted window strip admits morning sunlight over the garage roof and serves as a lighting fixture at night, being illuminated from the outside. Garage, kitchen, and bath are at the back of the house. The south end of the living room has a sliding glass door giving access to a brick-paved terrace from which one may go up to the roof deck or down to the garden. Landscaping is incomplete, but alpine plants and other botanical specimens will some day enhance the immediate surroundings of this unique mountain dwelling.



Huge windows compose aptly with brick fireside and interior trim

Large, modern windows like these bring the out-of-doors into a summer home; they are nicely framed by light redwood walls



Celotex walls can have varied treatment. In the Stephens dining room vertical strips give a paneled appearance

The built-in divan or "hikia" is seven feet square. Green fabrics and blue-violet ceiling contrast with the walls. These pictures are of the Stephens house in La Verne, Cal. Theodore Criley, Jr., architect, Harold Grieve, decorator

WALL TREATMENTS inside the vacation house

RECREATION houses for vacation and week ends are popular today for a number of reasons. One is probably because it is so easy to jump into an automobile and be off to the seashore, mountains, or lakeside in jig time. Another may be because it is harder for the bill or tax collector to find us there. A third reason certainly arises from the fact that people are appreciating the comfort in these new compact vacation houses and the common sense of their equipment, materials, and design. Many of these houses are in the Modern style and it is interesting to see that people seem willing to try out this type of design in a vacation home. But an equal number are in traditional architectural form and also lend themselves well to new treatments and features.

The vacation house design is sometimes a particularly hard nut to crack, for it has special requirements of plan and decoration. Here are three of the general problems: (1) It must be elastic in size. That is, it must be small enough to keep building costs and upkeep at a minimum and also reduce housework so that the "Better Half" gets a vacation too. But it must be large enough to accommodate the family and guests—sometimes more guests than a year-'round home ever holds. (2) It must be finished attractively—but inexpensively—inside. Gone are the days when a few pictures on the wall constituted decoration. Today people are used to expecting (and getting) pleasant surroundings at low cost. (3) It must be comfortably furnished with good-looking pieces because hand-me-downs from the attic are out of date. But new equipment must be inexpensive, too, and the pieces

adequate enough in number to avoid the necessity of supplementing them from the year-'round home.

Well, how can these requirements be satisfied? One answer to the furnishing problem lies in the use of modern built-in equipment which fills the furniture needs attractively and conserves space and labor. Bunks for double duty as living room furniture by day and sleeping quarters by night, bunk rooms in which guests can be easily housed in a small area, china shelves, bookshelves, serving units and cabinets, wall desks and built-in

Rustic redwood stair in the Stephens house

The panels of Weatherwood are set between the dark wood framing of side walls and on the high trussed ceiling

Walls finished with horizontal boarding and ceilings of Fir-Tex panels in Timberline Lodge, Oregon

tables, all these form equipment which can be installed as an integral part of the house and which form decorative architectural features. Also, there is furniture specially designed for the vacation house, with due regard for the important elements of sturdy, informal style, double duty, and space saving.

The answer to the problem of finishing the interior lies in employing materials which serve as part of the structural walls of the house and which provide insulation and decorative wall finish at the same time. Composition wallboards and wood sheathing offer exciting possibilities along these lines for the vacation house. And they combine particularly well with built-in ideas and equipment as the illustrations on these pages of the various types demonstrate.

Wood is an old and familiar material and certainly a satisfactory one for finishing the walls of a room, especially for rooms in mountain, lake, or shore homes, for it brings the outdoors into the house. While paneled effects are usually expensive, simple sheathings of vertical planks are generally moderate in cost. A single fireplace wall done in this way adds immeasurable charm to a room. Such sheathing is nailed directly to the horizontal and vertical studs of the wall. In traditional design it usually has some relieving chair rail or cornice moulding, but modern treatments of such woods as red-

Edward D. Stone and Carl Koch, Associated Architects

Fixed glass windows in grand prize winning house of Pittsburgh Glass Institute competition

A built-in bed with drawers beneath is both decorative and space saving. Wood for bathroom walls and sink enclosure harmonizes with interior





Right: Weatherwood in horizontal planking is used here



Rough hewn posts and stair balusters are effective against dark wood paneling on the walls and light ceiling Fir-Tex wallboard

ucts. Rubber is used for upholstery, spun glass for curtains and other fabrics, aluminum for window frames, gypsum and compressed wood fibers for wallboard sections.

Wallboard presents an ideal material for the resort home, for the mountain lodge, and beach or lake house, because it is a product which comes from the factory ready for installation with a decorative finish and is exceptionally economical. A variety of sizes and forms and finishes can be used in interesting ways. Large panels which are generally



Homosote wallboard panels with colored strips are used here in a dining alcove Interesting treatment of brick wall and wood dado



Courtesy, William J. Jaeger Furniture Co.

other and form V joints and their textures and tones are well fitted to the rusticity of vacation house design. Square and brick-shaped tiles are also available for ceiling patterns or for wall use.

Wallboards may form the finished walls where they are used and large panels of the material can be nailed directly on wall studs erected approximately sixteen inches on centers; there



Above: Johns-Manville glaze-coat insulating board in horizontal panels



Above: Wallboard detail showing random width Celotex and painted mouldings. Left: Two-toned Johns-Manville wallboard on end wall, wallboard panels on ceiling

wood, which is so popular on the West Coast and in the Northwest, employ the wood in vertical or horizontal planks directly from floor to ceiling. Ponderosa pine, Idaho white pine, and Western pines are also used frequently in the Western states while white pine, knotty pine, chestnut, and oak are as popular as ever in the East and throughout the whole country.

Today chemists are inventing and developing new synthetic products in the building field which may reshape the entire living patterns of the future. New materials such as plastics, from the cellulose in cotton and from coal tar, form hardware, dishes, chair frames, colored veneers for trim and walls, lighting fixtures, and many other prod-

about four feet in width and are made in six- to ten-foot heights, can cover whole wainscots and walls in a few sections. They have textured finishes in suitable buff and neutral tones and in colors. Planks in random widths are made for assembly like wood sheathing; their beveled edges lock into each

should be additional cross pieces for nailing the baseboard, or any mouldings added to the wallboard. Planks need to be carefully assembled with special care given to a pleasing arrangement of their random widths. They are nailed to a thin plywood backing over the studs in frame houses, but for a

[*Please turn to page 82*]

"Blue Gates" in the North Carolina Pines

Home of Catherine Pierson, Decorator

THIS whitewashed cabin is in Southern Pines, in the sand hill country of North Carolina. Pleasantly shaded by those somber pines from which this locality takes its name and which contrast so well with its own white walls, the cabin is situated on a level clearing. An arbor made of pine log uprights and cross pieces helps relate the house to its setting, and flagstone terraces help to bring the indoors and outdoors together in this mild climate. Being a decorator's home (and office too) many attractive details and special features have been designed for it which give it unusual distinction. [*Please turn to page 80*]

Above: Wainscot and floor are of an old North Carolina pine of soft beauty. The casement curtains are a copperish color and the doors are painted blue-green

The guest room has pale pink walls and cherry and green accent colors. The canopy and curtains in the master bedroom are white, while the shuttered doors of the closets and the ceiling are in peach

Ernest Graham



SEPTEMBER ISLAND

MARGARET HOPKINS DE VEER

and

J. ARNOLD DE VEER



WHY SEPTEMBER ISLAND? Well, it seems obvious to us, but perhaps we had better explain. It was in September that we first saw its four lovely acres of pines and hemlocks, birches, oaks, and maples; its rugged, rocky shore-line with sandy bay for bathing, coves for boat landings, cabin site, and—well, we saw this lovely apparition for the first time in the month of September and forthwith determined to acquire it. Then, too, that was the month we chose to try out our little island empire as a camping ground, and found that an island makes the finest kind of camp site, and that our particular island is just the loveliest spot imaginable. A third and last reason, though we might think up a few more, is that September is such a glorious month for camping in Ontario. Then the nights are cold and the winds are high. The mosquitoes and biting flies have gone, and there's rain enough to prevent forest fires, and give true lovers of the wild a touch of the hardships they like to boast about for the remainder of the year.

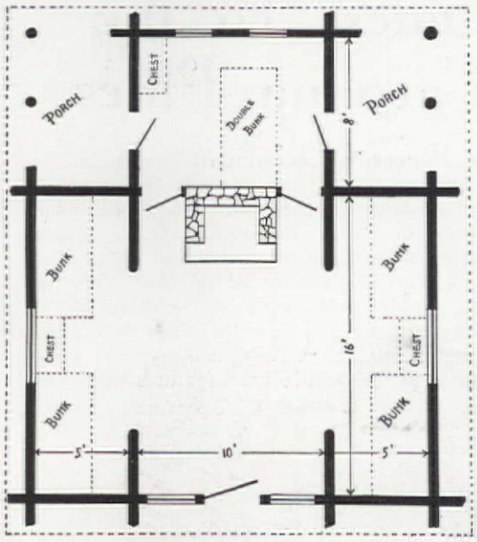

If the reader is like most of our friends the next question to be answered will be: how did a family of Long Islanders come to select an island in far-away Muskoka for its summer playground? Well, we'd heard of Muskoka as a beautiful land of lakes and woods—a land of clear skies, as the name signifies, where the moon seems a little bigger and brighter than in other places. Newspaper advertisements told of parcels of land available for almost a song. We bought one of these "lots," like a pig in a poke, and set out to locate and inspect it. Somewhat to our surprise, we found it just as represented — a wild stretch of rolling, rather scrubby land, with a frontage on a beautiful little lake, quite unfrequented, and yet only a few miles from a large town. We camped for several summers on the lake shore and spent a good part of our time between camping seasons in planning to build a log cabin as soon as we could afford it. Then something happened which made our poverty seem a blessing and proved that Chilson D. Aldrich is right when he insists that one must actually live on his cabin site and be sure it's just what he wants before starting to build. One fine afternoon we returned to camp, after a brief absence, to find that a herd of inquisitive cows had visited our orderly establishment and had passed on through the woods leaving havoc behind them. They had trampled our blanket rolls and browse beds, knocked over our shelves of supplies, eaten our cereals, potatoes, and even our soap. Yes, we were sure they were cows. Our tents were still standing but the place was a sorry mess. When, a little later, we heard that a small island in a lake near by was available, the realization that cows do not like to swim figured prominently in our considerations. Added to that, of course, were a score of real and fancied inducements, not the least of which was the prospect of sole domain and relative isolation on an island not too far from sources of supplies. So, hesitating no longer, we bought the island.

The cabin, which we built a few years later, was planned to furnish sleeping quarters and a dry, warm shelter for rainy days and cold nights, but we were determined not to make it a place of too great comfort and convenience. We do like warm, soft beds, but were a little loath to give up the ground cloths, juniper, and sleeping bags of our earlier camping days. Then, too, we loved the patter of the rain on canvas and the feeling of pride in having achieved a reasonable degree [*Please turn to page 70*]



28 **A sketch of the interior was furnished to guide the builder**

WISCONSIN LOG CABINS for only $450

THESE two log houses in northern Wisconsin follow the design of the Forest Products laboratory for split-log construction. Vertical placement of the logs makes possible use of logs too short and small to be of commercial value. Split logs are placed vertically face to face and staggered, with a heavy waterproof building paper placed between them. The resulting wall is absolutely free from chinks and it is completely watertight.

MARY BRANDEL HOPKINS

EVERYBODY loves a log cabin, that enchanting hold-over from the architecture of the pioneers. But with family finances suffering from the discouraging malady precipitated by these lean years, not everybody has been able to afford one. Relative current scarcity of suitable logs has made even a simple log house expensive. [*Please turn to page 76*]

Forty Miles West of Denver

UPPER FLOOR

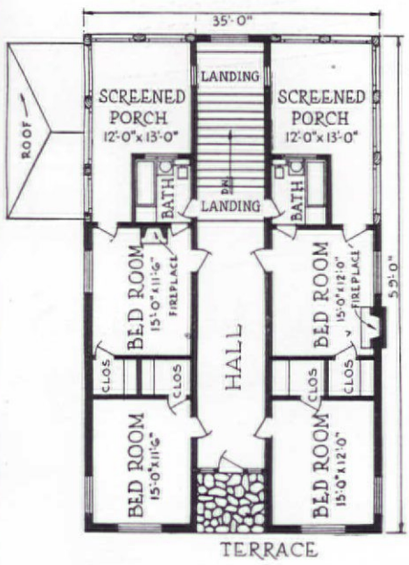

A Colorado log house built entirely of native materials is a summer residence worthy of a pioneer daughter like Miss Anne Evans of Denver, particularly as the dwelling is situated close to the base of Mt. Evans, named after her father who was appointed first Territorial Governor of the state of Colorado by President Lincoln.

The house is on two levels to fit the declivity of the site, so thoroughly desirable for its prospect of valleys running up into steeply wooded heights, with the snowy peaks of the Rockies visible beyond. One approaches on the higher shoulder of the hill, entering the long hall of the upper part of the house, off which bedrooms are located. A stairway of hewn logs descends to the combination living-dining room that occupies the entire west end of the house on the lower level. Throughout the house Navajo and other southwestern native weavings and blankets are used for bed and couch covers and for floor rugs.

Every detail of this house has required much thought, which in some instances has meant extensive remodeling, carried out by Burnham Hoyt, architect, according to Miss Evans' ideas.

[*Please turn to page 79*]

BURNHAM HOYT, *Architect*



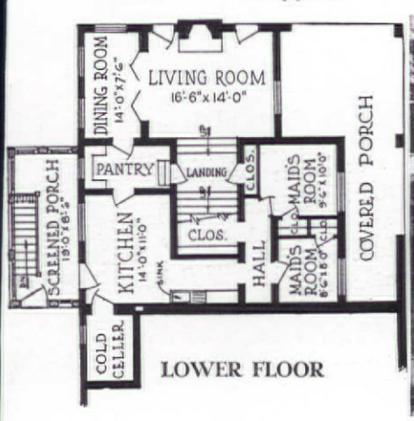

The Modern
LAKE SHORE HOUSE
on Our Cover

MOST of us remember the summer house, pavilion, or gazebo of Victorian days, circular in plan, with white wooden columns, and invariably adjoined by a weeping willow tree. Built in imitation of a classic temple, but usually tricked out with some jigsaw carvings, it was often located at a commanding spot overlooking a lake, river, or stream. Despite an earnest effort to be merely aloof and architectural, it was usually a very delightful place for a few outdoor hours, although it had no furnishings or equipment.

Today the modern counterpart of this type of structure is illustrated by this Lake Michigan summer house. Comfort and maximum utility are of major importance here, however, and the house provides a fireplace for cooking outdoor meals and for heating an interior which is smartly furnished for lounging, lake bathing, and for all recreational activities.

The rear wall is enclosed by the chimney and by a wood sheathing wall. The other three walls consist of glass panels, with the two rear panels on each side made of opaque glass to provide secluded areas on either side of the fireplace. The deck roof is covered with composition roofing and overhangs the walls by two feet affording protection from sun and weather. From every part of the interior

[*Please turn to page 60*]

Office of
W. L. PEREIRA
Architects





Courtesy, Pittsburgh Glass Institute

A double, glazed door opens from this side onto the high, railed, and sodded terrace

Above: Rattan sofas in fresh colors flank the fireplace along with painted cabinets and plant stands. Left: A view of the summer house from high on the bluff; terrace and house are in proximity to the lake which offers a magnificent view at all times

Photographs by Hedrich-Blessing

VACATION HOUSE
on Long Island
—follows refrigerator construction —resists a hurricane!

A. L. KOCHER



WHEN the equinoctial storm of last September swept through the summer colony of Long Island leaving demolished walls, debris, and overturned trees in its wake, there remained one of the few upstanding vacation houses to serve as an object lesson in how homes in storm-exposed areas should be built. Its special construction consists of six steel tubular columns which extend through the height of the house and support the floors, roof, and room enclosure. By virtue of the room elevation above the ground and the use of steel in its framework, there was a minimum of resistance to the storm. No injury was done other than the ripping of a tightly rolled awning. Many trees near by were toppled over, including a hundred-year-old white oak, thirty-four inches in its trunk diameter!

This house, located near Northport, Long Island, was built for week-end and vacation use by the architects, Kocher and Frey. The house is contemporary in design, produced with modern materials and planned for convenience, pleasantness of living, and for safety. In reality it is a single floor house but offers the accommodation of three floor levels. These consist of (1) the porch beneath the house, used also as a shelter for two cars; (2) the main living floor comprising a generous-size living room with bathroom and kitchenette. There are also facilities for subdividing the living room at night into three bedrooms, all with private access to the bath. The dual use of space has the advantage of economy and spaciousness. (3) The roof is used for outdoor sitting, sun-bathing, and at night during summer months for sleeping. A part of the roof can be covered by a colorful roof awning if protection from the sun is desired.

The six supporting columns extend down into footings of concrete which safely anchor the house to its site. The walls, actually hung from the

[*Please turn to page 79*]

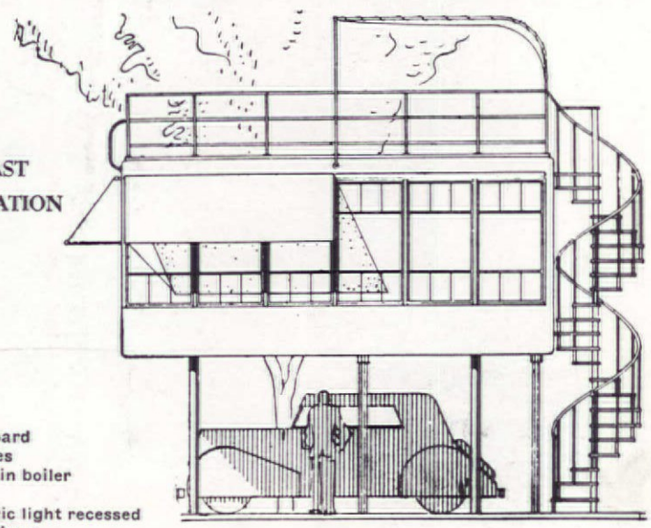

EAST ELEVATION

1 Kitchen
2 Dining space
3 Living and sleeping space
4 Bathroom
5 Sink
6 Dresser
7 Electric cooker
8 Revolving stool
9 Cupboard
10 Shelves
11 Built-in boiler
12 Seat
13 Electric light recessed in ceiling
14 Curtains
15 R.W.P. from roof

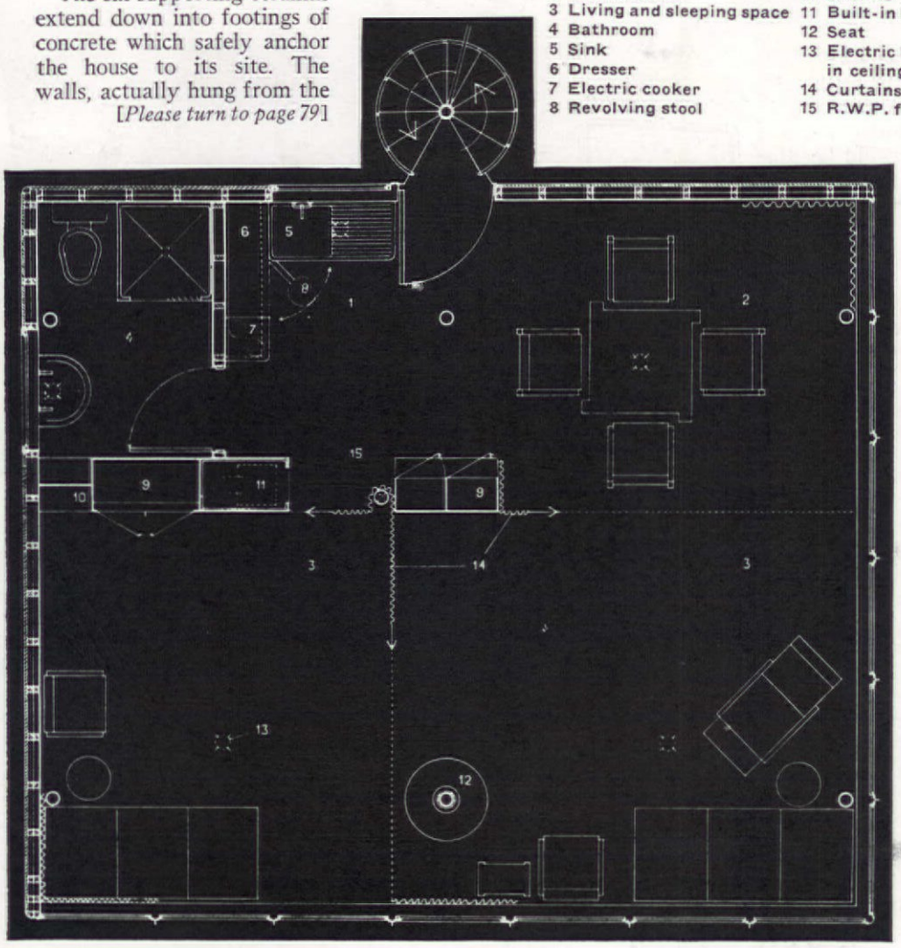

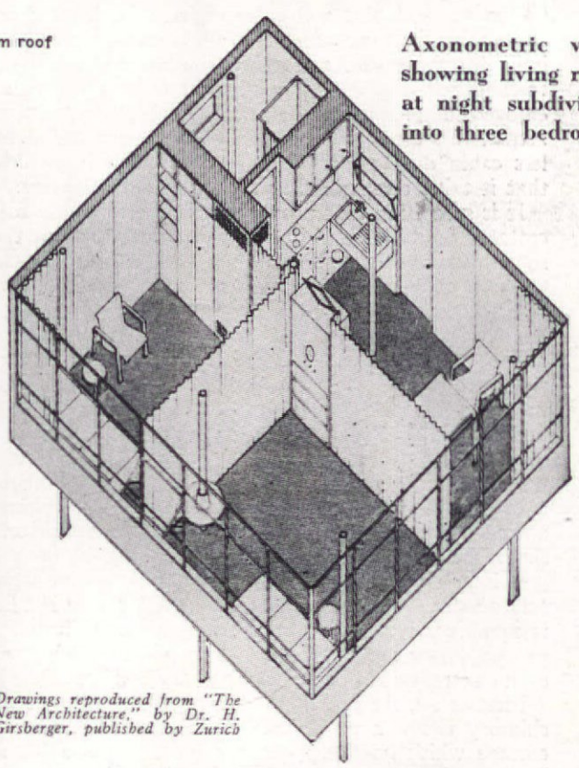

Axonometric view showing living room at night subdivided into three bedrooms

Drawings reproduced from "The New Architecture," by Dr. H. Girsberger, published by Zurich

A. LAWRENCE KOCHER and ALBERT FREY, *Architects*

Heating the Temporary Home



R. Tebbs

Too many cabins and cottages have inadequate or dangerous heating facilities or none at all. It seems foolish that buildings built for recreation and relaxation should be useful and comfortable for only a few months of the year when they could be enjoyed so much longer. The spring and fall are certainly the most attractive seasons out of doors, but spending the night in a heatless cabin during chilly weather is frequently so uncomfortable that it takes away all the pleasure of one's holiday.

It is surprising that people who buy ground carefully for their cottages or cabins and build them as carefully as they can, are so easily baffled by the heating problem. Of course, everyone wants a chimney built in Santa Claus dimensions and the kind of fireplace and roaring fire you see in the movies. But a lot of us have heard of fireplaces that smoke, of dampers that won't work, and of the mysteries of building flues and fire chambers in the right proportions. We assume too easily that all chimneys and fireplaces are uncertain or too costly for our modest place and pocketbook. And that stops us! We say, "Oh, well, we'll go there only during the hot months anyway." So we miss those deep breaths of spring and autumn air and the peaceful relaxation of a whole week end "away from it all," to say nothing of getting an inadequate return on our investment in the place. Something should be done about it and something can be done.

It is possible today to use a number of heating devices. To insure a satisfactory fireplace and chimney, a compact fireplace unit is manufactured ready for the mason's installation. Vastly improved stoves are available to burn oil, gas, wood, or coal, and even electricity can be used to heat the cottage or cabin.

First of all, the additional cost of an average-size fireplace and chimney is not a prohibitive or unreasonable expenditure for a cottage which has been durably built to serve for some years. They prove costly only when they have been improperly constructed and provide more smoke than heat. The ready-made fireplace units such as those in illustrations 1, 2, and 3 solve this problem. The unit is a compact steel form containing most of the elements of the fireplace—the fire chamber, the smoke chamber, the wind shelf (for down drafts), and damper. Each of these parts is expertly designed in its proper proportions and they are welded together into a complete unit; wool insulation can be placed between the unit and the brick or stone fireplace built up around it. The form is available on the market, it is guaranteed to operate without smoking, and it comes in a number of sizes. It ends the worry of wondering whether you are building your fireplace opening wide enough, or high and deep enough, or constructing your flue in the correct size, for these elements have been correctly provided for in the unit. It does not add much to the average fireplace cost and it reduces time and materials needed in the construction.

Its most important feature, however, is its provision for circulating heat in addition to the direct heat of the fire itself. Cold air inlets are located at floor level in the fireplace and the air passing through them is heated in the metal fire chamber, rises, and is distributed to the room through grilles in the upper front of the fireplace. These

[*Please turn to page 78*]

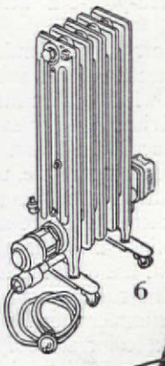

6

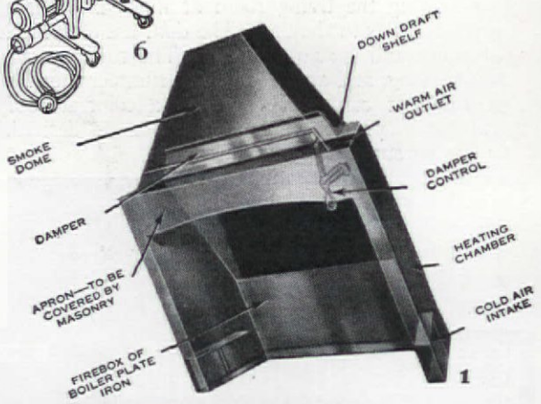

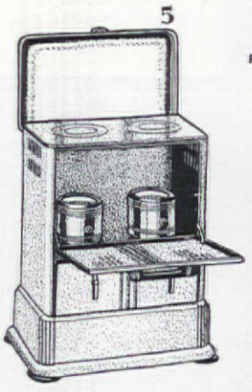

5

2

4

3



Complete description of these heating units will be found in the text. Illustrations courtesy Heatilator Co. (1), Bennett Co. (2), H. W. Covert Co. (5), W. H. Jackson Co. (4), Florence Stove Co. (5), Burnham Boiler Co. (6)

In February WE PLANT ROSES

CAROLINE C. JURGEN

Angelus

Readers farther south on the Pacific Coast and along the Gulf may react to the title of this story with a "Ho, our roses are all planted and growing in January!" Elsewhere over most of the country many will sigh, "Oh, but *we* cannot begin to plant anything until April, or even May!" In either case, this article should interest and help them, for the methods it describes so simply and clearly are adaptable and commendable anywhere, subject only to amendment to fit local climatic and soil conditions. Don't try, anywhere, to dig or plant while the earth is wet and sticky from spring rains. And if, even by moving heaven and earth, you cannot obtain "cowbarn fertilizer," do the best job of soil improving you can with peat moss, leafmold, or other humus reinforced with a good all-around plant food, and then carry out the rest of the program with thoroughness, enthusiasm, and faith

IF ANY of you visit western Oregon in May or June you will, perhaps, be astonished at the fields and fields of rose bushes in bloom. Of course, you may be just as surprised at the big show of irises, or narcissi, or even peonies; or earlier in April, that of tulips. Then, later in the season, acres and acres of gladiolus provide the surprise feature. In Oregon we go in for flower-raising in a big way.

There are those who say that fewer roses are grown in Oregon than in former years. They remind you of the used-to-be cottages overgrown with rambler roses, of the old homes 'way downtown in Portland and Salem with their large rose hedges. Well, there *are* fewer cottages, and old downtown homes are being removed to make way for modern brick and cement. But there is still around the State House grounds in Salem a mile of Caroline Testouts which have been meticulously tended under and around scaffolds while the new capitol building has been going up. Several new plots have been added to the Rosarian gardens in Portland's Washington Park, and the fence surrounding the International Test Gardens, also at Portland, has been moved back to make more room for more roses. Moreover, the Jensens and the Larsens (who take the place of the Joneses and the Smiths in the Willamette Valley) are continuously lengthening their rose rows.

To enjoy all these acres of flowers we plant throughout almost the entire year, except in January when we don't do much but wish that February would come so that we could start planting—especially roses. With us February and rose planting are synonymous.

In western Oregon, roses should go into the ground in February to be at their best in May and June. We like to get two-year-old, field-grown bushes and rather frown upon pot-grown rose plants.

We like a well-prepared bed because our roses are expected to stay in one spot rather long. We dig out a two-foot-wide trench to a depth of about thirty inches and in the bottom put six inches of coarse gravel. Easterners are apt to call this gravel "stones," for some of the pieces may run as large as lemons. On top of the gravel go two feet of soil, preferably a garden clay in which we mix a little sharp sand and cowbarn fertilizer. We hear a lot about commercial fertilizers and for certain purposes we swear by them; but for preparing our rose beds we use cowbarn fertilizer, even if it means moving some of our present heaven and earth to obtain it.

Setting the rose bushes is a real rite out here. Any bits of broken root are carefully cut off with a sharp knife. Then, reverently, we spread out the rest in a big, wide hole dug in the prepared bed. Enough soil to cover the roots is put in, then we pull the bush upward an inch or so—very carefully to settle the soil about the roots. Finally, the rest of the soil is shoveled in and firmed down. If the bush is grafted or budded, the point of union is about two inches below the surface of the soil when we are through planting.

Pruning is another rite and we prune the bush varieties heavily leaving only three or four strong stalks and cutting these down to the third or fourth bud. The top bud left must be an outside bud—always—and the cut must be clean and sharply slanted with no ragged outside edges to catch disease spores or harbor tiny insect eggs.

As soon as we have finished planting and pruning and have cleared away and burned the debris, we spray the bushes. What if they have

[*Please turn to page 86*]

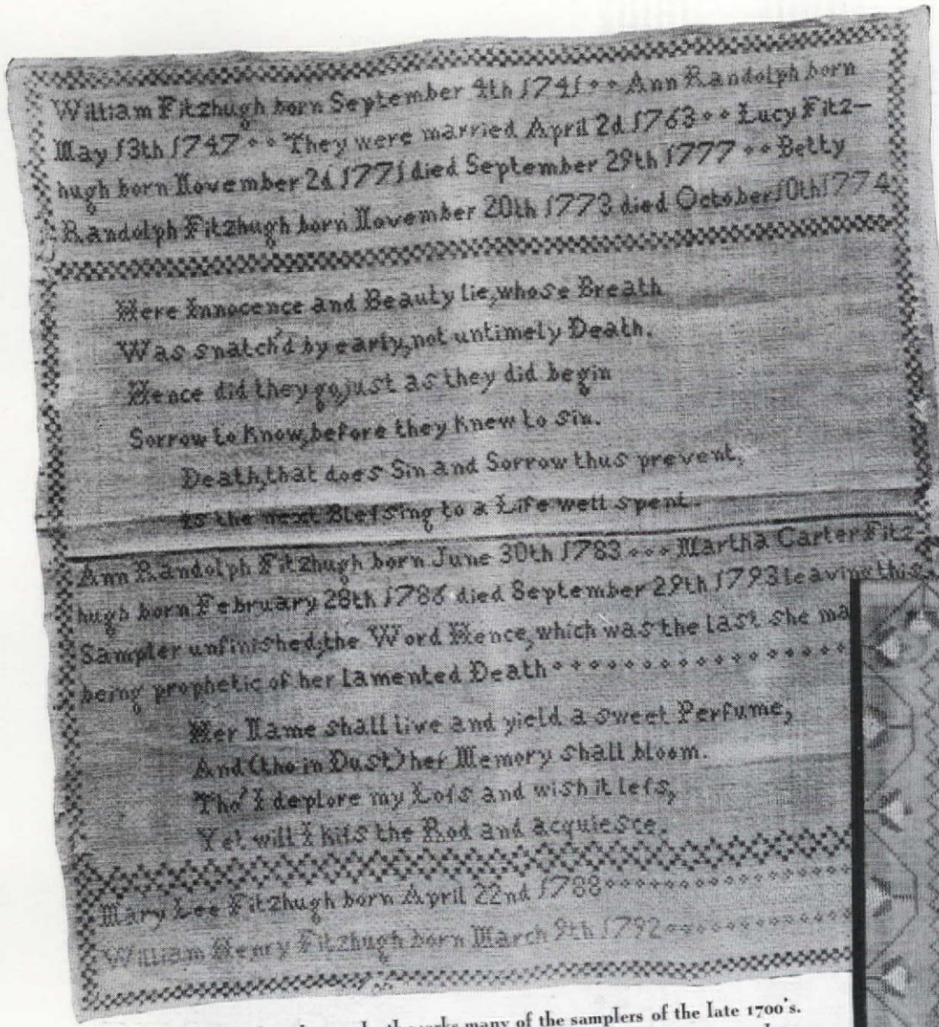

A morbid tendency to brood upon death marks many of the samplers of the late 1700's. This one, a veritable record of deaths, and left by one death for another to complete, has an inscription reminiscent of the melancholic gravestone sentiments of the period

GRACE McILRATH ELLIS

SAMPLERS

GRANDMOTHER didn't keep a diary. Nor *her* grandmother, perhaps. That their hands were too deep in wool and wax—dough and distaff—to leave them free to put down in dated journals such detailings of dreams, hopes, and handicaps as they might secretly have entrusted to paper, is our certain loss. But one not unmitigated. For in the needlework of any womenfolk, there lies innocently recorded—and visible to sympathetic hearts and eyes—more than a little feminine history. Quilts and coverlets, cushions and "tidies" and chair-panels—these are not mortal! Between their seams and below their surfaces they may carry from one generation to another such quiet argosies of information as their workers could never have dreamed.

Nothing else in the whole category of needlework is so potent with long-ago whispers and tale-bearings as those quaint, fascinating—and sometimes shocking—bits of embroidery and designing which we call by the Chaucerian derived name of "Sampler" (ensempler meaning "pattern"). If you have one in your family, study it with your heart as well as your eyes. Free yourself as much as possible from any impending elements of time—from present prejudices and stream-lined modern setting. Study closely the sampler materials—the coloring, designing, and contours. Ferret out the inspiration for its decorative figures and border pattern. Look to the spelling (if any) and the quality and quantity of its stitchery. And lastly, frock and bustle your imagination, slip into the heelless (and mayhap heavy) boots of your ancestress, and read her inscription of verse, name, or date with a sturdy effort to approximate the spirit of the time in which she plied her needle. It's a grand experience, thoroughly absorbing, I can promise you. And it's good family history.

Some form of sampler, we have evidence to show, is as old as needlework. The custom of recording segments of stitchery on cloth seems to have had finger-itching appeal for the needlewomen of all generations. The earliest *dated* sampler of which we have record was made in Germany in 1618,—the oldest English one (dated) in 1634.

But the age of any bit of stitchery is of far less interest, I can promise you, than the age and personality of its maker. And the most fascinating feature connected with the history of samplers is that while their purpose

From the Essex Institute

The earliest samplers were "needle-sketchings" of embroideries executed in panel form. This, at right, is the oldest known to exist in America, made before 1628 by Anne Gower, first wife of Governor Endicott of Massachusetts

Tell A Story

has changed gradually and definitely through centuries, their popularity has never (as with some other forms of needlework) entirely abated, but has waned in one generation only to be revived in the next, and the process repeated again and again and again.

The earliest samplers of which we have American evidence (seventeenth century) are not the child-fashioned, pictorial, and quaintly-versified ones with which we are chiefly familiar, but fragments of embroidery stitching and design executed by skilled needlewomen who lacked access to printed pattern books and therefore had to put down what they saw or be content with work of a dull sameness. Their makers, we may suppose, were chiefly ladies, whose freedom from domestic responsibilities left time for the practicing of the one art considered suitable for feminine fingers, other arts requiring, for the most part, greater mentality and physical endurance than the delicate "female" constitution was thought to possess.

Such seventeenth century samplers as have been preserved are almost without exception marvels of needle dexterity, rich in the display of drawn-work and such other stitches as were employed on the embroidered pictures, bed hangings, and household linen of the day. Their groundwork is stout linen. And their shape not the slight oblong later familiar, but long and narrow (9 inches by 36 being a common size) so that the executant could

[*Please turn to page 53*]

Are You Fully Covered or merely "insured"?



FREDERICK C. RUSSELL



Photographs courtesy Automobile Insurance Co. and Aetna Life Insurance Co.

TWISTED metal of the stove and refrigerator was still white hot among the embers when the frantic owners returned to what but an hour before had been their cozy summer cabin. Instantly realizing the futility of doing anything about it the two stood stoically facing their sudden and complete loss. They had made two very common mistakes which began to trouble them more than the picture of destruction before their eyes. They had not placed enough insurance on the building, and they had moved in all of their furnishings without taking out insurance on them.

As we walked back to our own place after viewing the destruction to round up some twenty friends who had dropped in for cocktails, my wife questioned me searchingly as to our own insurance protection. I assured her that I had kept our investment adequately protected even to taking out a policy during construction of the building. But I startled her by remarking that, without our liability insurance, any one of our guests could cause us more loss than our neighbors faced by reason of fire damage. What if one of our friends toppled over the stones around the edge of the terrace? What if one of them walked off the wall along the driveway? Suppose he sued for heavy damages? Who would have to pay?

Losses are roughly divided into two classes, and it is important for every home owner to grasp the difference. There are those losses which are definitely limited in amount. Then there are those which are limited only by fate and the decision of the courts. If your home burns or is destroyed by flood or tornado, it cannot be more than a total loss. Nothing so definite is found in the realm of liability. You do not know beforehand what will be the maximum judgment against you as a property owner. The best you can do is try to cover yourself adequately, bearing in mind that the more

[*Please turn to page 55*]



WINTER CAFETERIA FOR BIRDS

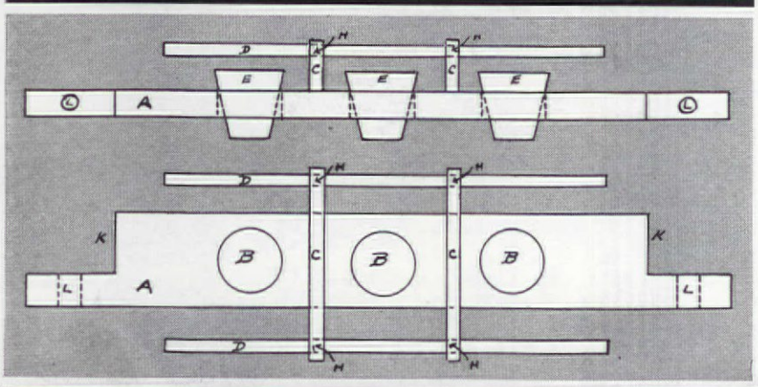

IF YOU are a bird-lover and wish to keep certain birds with you all winter, September is none too early to put out the "lunch counter" with a selection of food that will keep some of the birds as regular customers. To this end, I am giving details of a feeding station that I have made, and which I believe you will enjoy not only making but using. If you are a man, handy with tools, this is a very small job, but even if you are one of the gentler sex, the station is easy to make, especially if you can impose upon some friend who owns tools to do the few operations that might not be within your sphere.

First, buy three small glass tumblers. Mine are about 2 inches high and about 1¾ inches in diameter at the largest point. These were bought, three for 10 cents, at the dime store. It is important to get glass and not plastic tumblers, as the latter usually break in severe cold. On the sketch of the feeder, these are marked "E."

Next you will want a piece of wood about 3 inches longer than the total width of your window, by about 2 inches wide, and about ½ inch thick. This is marked "A." In this you will bore three holes a trifle smaller than the maximum diameter of the tumblers, and into these holes the tumblers will set. Holes are marked "B."

You will then want two pieces of wood about 4 inches by 1 inch by ½ inch, marked "C" on sketch. These are to have ("H") ¼ inch holes bored close to each end, to take ¼ inch dowels, marked "D," which are the perches. The pieces "C" are then nailed to piece marked "A."

[*Please turn to page 87*]

by TIFFT

A SMALL NEW YORK APARTMENT

—with all the graces of an English house



Photographs by Demarest

WITH lively color schemes and eighteenth century furniture the young owners of this apartment, Mr. and Mrs. William E. Arnstein, have made a real home for themselves. But there are many other points gained even more important than the fine furnishings—there are a great many smart ideas! Mrs. Arnstein was the decorator, so every inch of the apartment expresses her own personality, and there is nothing—not even one lamp—that will have to be replaced when they move to larger quarters. Though these young people have been married only about a year, they have outstandingly good things which they can use all their lives and in any home they eventually acquire.

Entering a large foyer, you look down two steps to a welcoming fireplace group in the living room. A soft apple-green carpet that is used throughout the apartment (so it can be seamed together or the shape changed to fit any other rooms) makes a restful background for the other more lively colors. An English chintz with a well-spaced red floral design on a white background makes delightful draperies against the white walls and Venetian blind, and is repeated in the upholstery of the love seat and chair before the fireplace. The sofa is upholstered in deep red damask, proving again that red is a good decorator's color if it is used skillfully. All of the other pieces are handsome antiques.

Mrs. Arnstein found the set of eight fine old dining room chairs upholstered in brown leather; the two armchairs she left in their original state and used in the living room, and she had the six sidechairs done in a smart green and yellow striped satin, using four in the dining foyer for pattern interest and the other two in the living room to tie in the color scheme. The old kneehole desk before the windows is large enough and has ample drawer space for real use. At the left of the fireplace is a beautiful old tea table, and balancing it on the other side are a side chair and an interesting old wine cooler that has been turned into a humidor. Good evidence that the furniture has been intelligently arranged is that even the grand piano fits perfectly into its place at one end of the room.

In the living room alone there are a great many ideas. First of all, have you noticed the bookshelves built from floor to ceiling? Originally there was an ugly beam or pipe enclosure in this corner, so Mrs. Arnstein did some thinking and decided to have the bookshelves built, with a grilled storage compartment below. She used her ingenuity further by having narrow shelves built across the outside corners, making an excellent place to display decorative objects. The painted tilt-top table not only covers a "fake" fireplace but is convenient for afternoon tea. Whenever you go to this home you see ivy growing in pots on the mantel and fresh flowers in fine old silver containers—what better way than this to bring in a bit of country-home atmosphere?

[*Please turn to page 59*]

NEW THINGS



1.



2A.

2B.

5A.

5.



3.



4.



4A.

7.



10.

8.



9.

A SIGNIFICANT indication of the progress and spread of home gardening is the increased attention paid it by science, industry, and its sister arts. This attention is manifested in the number and diversity of appliances, devices, and methods offered each year to contribute to the attainment of more attractive home surroundings for more people. Similar assistance facilitated the expansion of old-time farming into the modern big business of agriculture; but whereas increased farm efficiency aimed chiefly at larger crops, the tillage of more acres, and greater financial returns, the purpose of new inventions in the home gardening field is improved technique and greater ease and efficiency in the growing of a greater variety of finer, more lovely flowers and plants. In short, the refinement of methods and the overcoming of difficulties caused by nature's limitations and numerous idiosyncrasies.

Take winter mulching, for instance, intended to prevent alternate thawing and refreezing of once frozen soil and to protect plants from excessive cold without smothering them. There is no finer protective covering than snow—it is superior to leaves, straw, cereal hulls, excelsior, etc.—but it cannot be counted on to come just when it should or stay as long as it is needed. Hence the value of the amazing new spun glass wool (Fig. 1). It is made 2 or 3 inches thick in 30-inch wide rolls; it is light, porous so as to permit the passage of water and air, translucent so that it admits light which enables the protected plants to remain green, sterile and free from weed seeds and disease spores, easy to apply, and good for several years' use if carefully handled. Extensive tests at Cornell University have proved its ability to carry a variety of perennials through severe winters in good shape,

for GARDENERS

and with its further adaptability for wrapping small, semi-tender evergreen shrubs its wide use seems assured.

Another important kind of protection, especially in early spring and late fall, is that provided by hotbeds and coldframes. In this direction an interesting development is the Southwind Portable Greenhouse (Fig. 2, A and B) which is a 22 by 72 inch frame of durable wood supporting a reinforced curved top of Cel-o-glass. Set down over two rows of newly sown seed, young seedlings, freshly set out plants, pot plants, or roses of doubtful hardiness, it affords a considerable degree of protection. This can be greatly increased for even midwinter use by installing within the shell lengths of electric heating cable, or light bulbs, or both, which can be connected with any power line and operated either by hand switches or a thermostat. Or, if preferred, the lead cable can be laid under the soil and the shell simply set down on the surface to conserve the heat. For the restricted backyard or roof gardener, there is a baby unit, 15 by 36 inches and 10 inches instead of 17 inches high.

It is hard to imagine room for improvement in modern small home greenhouses as exhibited at recent spring flower shows, yet one slightly different type of "streamlining" appeared in the Middle West within the last year or so. This is a round or curved glass-eave design (Fig. 3) which varies from earlier curved eave types in having no gutter, or other wooden or metal horizontal member along the outside of the house at or just below the point where the roof meets the side wall. Curved lights of glass form the angle, each one overlapping the upper wall light, and being lapped by the lowest roof light. Inside, one horizontal pipe is rigidly bolted to the main vertical posts and all the glazing rafters. The result is a very rigid construction, easily erected or dismantled, which pro-

[*Please turn to page 84*]

12.



13.

14.

15.



17A.



17.



6.



11.

16.



17B.



ETHEL M. EATON

Grandmother's Butt'ry

—a New England Childhood Reminiscence

Down through the years from childhood, clean-cut and vivid, the memory of that altogether delectable place has journeyed with me. Was there ever any place quite like it? Even yet I can smell it, for the butt'ry had an aroma all its own—wholly undefinable—a certain spicy fragrance mingled with the antique smell acquired by ancient houses, for Grandmother's house was old—oh, very old. The butt'ry, or butt'ries rather, for there were two—the butt'ry and the "further butt'ry"—were on the north side of the house; and the tiny-paned windows, close under the sloping roof (it was a salt-box house) looked onto a low, lichen-covered stone wall along which catnip grew and chipmunks scampered. Beyond the wall rose a gently sloping hillside dotted with scraggly butternut trees. Ah, those butternut trees in October when their sticky fruit fell plop, plop to the ground, and the squirrels and I executed a marathon from tree to tree! But here I am wandering under the butternut trees when I am supposed to be in the butt'ry!

One entered it from the big, low-ceiled farm kitchen; and the broad-paneled door was made more secure by a huge wooden button above the latch which I could just reach by standing on tiptoe. And inside! If I could only make you see it through my infant eyes! Shelves, cupboards, and tables filled with all kinds of good things. Grandmother had once had a large family, and though at the time of which I write, the latter had shrunk, Grandmother's cooking had not. Indeed, it didn't have a chance, for hordes of grandchildren were constantly descending upon her, especially in the summertime. There were just as many pies as in other days—golden pumpkin, with and without caraway seed, flaky crusted apple with a leaf spray cut in the top (I was many years older before I learned this was not wholly by way of ornament), and spicy mince. In season there would also be cranberry or raspberry pies with scarlet fruit peeping through the crisscross pastry (this crisscross design, which we see so frequently now, was borrowed from old England, by the way).



Sketches by DON DERO

Needless to say, I was allowed within the sacred butt'ry precincts only when Grandmother sent me thither on an errand; needless to say also, I never hurried. I saw all there was to see. I knew exactly where the big, brown cooky crock stood, always full of the sugar-crusted jumbles for which Grandmother had a reputation in the neighborhood.

Then there was the big stone crock containing ripening loaves of rich fruit cake, over which brandy had been poured to keep them moist. When a horde of grandchildren was expected, there were always extra tins—large ones of crisp sugar cookies cut with scallops and the thinnest of thin gingersnaps. Sometimes when sending me on an errand to the butt'ry, Grandmother would tell me to help myself to a cooky or a jumble. By mounting the sugar bucket I was able to get my hand inside the jar; and how much better it tasted than when patronizingly handed me by an elder! But a certain boy cousin didn't wait to be invited to help himself. He just did, and he didn't stop at one!

There was the bread tin containing golden-crusted loaves made with potato yeast kept in a crock in the cellar. Yes, Grandmother made her own yeast too, for there were no grocery stores around the corner from that old farmhouse in the hills where "boughten" yeast could be purchased. Indeed, I believe the latter wasn't even made at that time. And baker's bread, could it have been obtained, was anathema to Grandmother's generation! In that same cellar was the fat brown pitcher containing buckwheat batter for pancakes—a "must-have" the year 'round for Grandfather. But here I am digressing again! It's hard not to do so when writing of Grandmother's house! The cellar, for instance, is a story in itself and the garret another. But to return once more to the butt'ry.

On the tables whose tops were smooth and snowy white stood various toothsome viands, the variety depending somewhat upon the season of the year. Many things that were kept in the cellar at other seasons were kept in the butt'ry for convenience in cold weather. But at any season, whether in the butt'ry or in the cellar, these dishes were placed under "screens." These were covers made from fine wire screencloth, bound around the bottom with a strip of tin and with a knob on the top for convenience in handling. It looked not unlike a beehive. They came in three sizes—large, medium, and small—and were equally effective against ants and mice. I had not seen one of these covers since those faraway days until about a year ago when I fell upon one with a shout of glee at an auction back among the hills. Straightway I was a child again, standing in the old butt'ry, round-eyed and (probably) open-mouthed!

As I have said, beneath those screen covers reposed such dishes as we rarely see nowadays even in New England. They were simple enough too. For instance, there was a creamy mound of newly made Dutch cheese, moistened to exactly the right consistency with thick, yellow cream and containing just the right amount of salt to a grain. There might be a yellow crock of reddish brown baked apple sauce, just as it came from the oven, having baked slowly all day. Strawberry apples from the tree out by the well made the best sauce. These were quartered, skin and all,

[*Please turn to page 65*]

Snug Colonial in ELLSWORTH, MAINE

Home of Mr. and Mrs. Lawrence B. Getchell



BUILT in 1798, this renovated house still stands as a most distinguished example of Colonial architecture. Black shutters are effective accents against the white clapboard walls, and the black trim outlining the original entrance door lends added importance to this very handsome feature. Old coach lights play a part in the authentic New England atmosphere.

The restored living room fireplace, with its original mantel and frame, makes a focal point for this extremely livable room. Recessed bookshelves and an interesting over-mantel treatment give evidence of the owner's ingenuity. Standing out in relief against white painted walls and walnut stained floors are colorful draperies of a floral linen, repeated on the Victorian sofa, and hooked and braided rugs. To make a quite uneven ceiling line appear straight, there is a scalloped moulding which runs all around the room and which also serves as a valance. By the Cape Cod chair upholstered in a yellow chintz map design is an old flaxwheel with four skeins of flax, each representing a different stage of spinning.

Every inch of the study, with its pine-paneled walls stained a mellow brown and the floors painted warm red, spells comfort. Though the old fireplace oven is intact and in perfect condition, the mantel and frame are duplicates of the originals. Carefully chosen maple reproductions are in character, while draperies of a red, black, and green hunting scene on a buff ground set the color scheme.

Above the fireplace are assembled things like an old sixty-nine-inch flintlock musket and a finely executed model of the clipper *Sea Witch*. Other relics of bygone days are a powder horn which has been around Cape Horn in an old whaler, a spyglass of packet days, many ship models in bottles, and a floor lamp made from an old musket.

Varied wall treatments—three white plaster above knotty pine wainscoting contrasting with the fireplace wall that is sheathed to the ceiling—make the dining room interesting. Old blue canton ware and copper and brass pieces are displayed to advantage in the decorative corner cupboard. Draperies and chair seats of a snowflake pattern blue chintz and old hooked and braided rugs add pattern. All of the furniture is maple.

Extremely sound construction is evident throughout. For instance, the beams and rafters are of hand-hewn timbers, and all joints are double pegged. The front of the house retains its original shiplapped clapboards, many fastened with wooden pegs and some with old-time handmade square nails.

Where the Bee Sucks

The "sign of the three" seen when one peers straight into an iris blossom

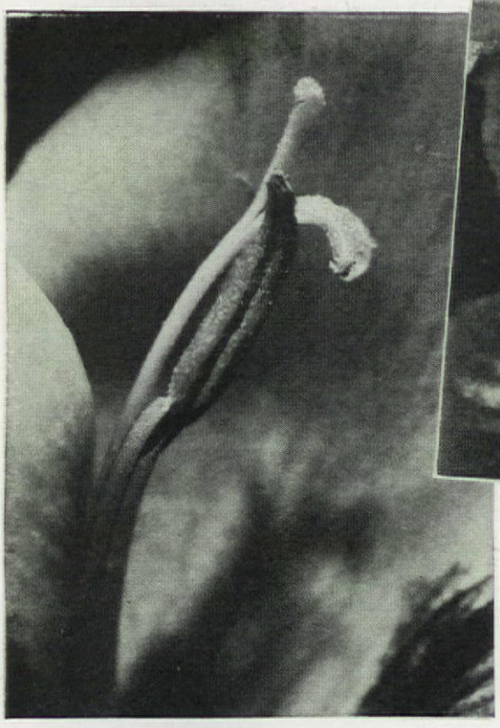

Photographs by Paul Hadley

Daisy florets—disc type at the left; ray type with curly anthers





When Shakespeare let Ariel sing his joyous song he showed his awareness of the beauty of flowers, but surely he had no idea of the amazing places that bees visit. Right, a dandelion blossom enlarged 20 times. Above, like some grotesque tree, the central organs of a rose-of-Sharon. Top, stamens and pistil of a gladiolus

Central architecture of a tulip: a stalwart, waxy white pistil and six smooth, pointed stamens supporting dark, pollen-filled anthers

Paramount Studios

A West Texas Garden



JEWELL DAVIS SCARBOROUGH

All of us who are health- and statistically-minded know that the life span that insurance people talk about has lengthened. At least some of us believe that one of the reasons for it is that we are living more in the open. To encourage this health-giving, happy habit, we are making our gardens not only more attractive, but also more useful and more livable. With outdoor fireplaces, barbecues, and real "living rooms" we do not need much urging to "come into the garden." An outdoor fireplace may be as primitive or as elaborate as one's fancy and pocketbook dictate, but it is always the center of attraction and hospitality. So, by all means, if you possibly can, have one!

Our garden here in West Texas runs east and west on the south side of our lot and is enclosed by a tall Amoor River privet hedge and a concrete block wall. The blocks were ours for the asking and the hauling away, for they were being discarded as new sidewalks were laid in many parts of our city; hence their cost was very slight. Our gates, made from iron cultivator wheels with the assistance of the local blacksmith, are greatly admired by our neighbors.

Our fireplace is located at the west end of the garden and is really a part of the wall. Having three cooking units connected by flues with the main chimney, it is large enough to prepare meals for a very large group, while one unit provides ample space to cook on for one or two. Sometimes we use wood for fuel and sometimes charcoal or, if we are especially lazy about building a fire, we have an electric outlet where we can connect our little electric hot plate and our electric coffee pot. Thus we can go modern or primitive.

It was fun collecting things for the fireplace, wall, walks, and other parts of the garden, and we believe you, too, will agree that the old carriage lamps on the fireplace, the wagon spindles which we use for andirons, the old iron pots, shovels, waffle irons and kettles, the bean pot and the old copper coffee pot are especially attractive in this garden setting.

We serve our meals on a large paved space in front of the fireplace which adds materially to our comfort and makes for easy cleaning. The garden is lighted by antique gas street lamps placed in tall iron posts and electrified, and by a spotlight focused directly on the fireplace. The heat from the fireplace has never seemed to interfere with the prickly-pear that is growing on top of it or with the hedge that spreads its leafy foliage at the back and above it.

Most of our summer flowers were gone when the pictures were taken toward the end of October, though we still had some marigolds, ageratum, yellow cosmos, and michaelmas daisies. And we were looking forward to a riot of varicolored chrysanthemums and lavender hedge daisies, as well as brilliant coral berries and nandinas as forerunners of the coming holiday season. For our Christmas gardens, too, are bright with blossoms.

We in West Texas honestly believe that we have the most marvelous climate in the world because we have so much sunshine and so many months of lovely weather, even though we do long sometimes for a little more rain. I hope you of the North and East will enjoy seeing these pictures of a Texas garden in October. If, any time, you grow too cold in your northland, just journey to Texas, and I'll "put the kettle on and we'll all have tea."

Editor's Note: Texas gardens will soon be visited by the members of the Garden Club of America—a part of the country they have never visited before—and they are looking forward to seeing the gardens and various historic points of interest. The Garden Club of Houston and the River Oaks Garden Club will act as hostess clubs to the group.

FUN *and* FANCY *in the* KITCHEN

FLOSSETTE BAYNE and
JEANETTE BEYER



Moses in the bulrushes, his cradle a wooden butter bowl lined with green onions. Moses himself a jade green melon and shiny avocado. Bottles are amusing on the buffet when you give them heads of lime or kumquats. Arms are long, curly orange peelings secured by pins to cork stopper. Kumquats and a tangerine make this fairy princess who rides so high and mighty on the back of her beautiful swan, honeydew melon. Big apples, a pomegranate, and avocado turn into the sultan and his wives. Their hats are tails of turnips, the graceful elms standing along the little pool are stalks of broccoli on a pebbly shore of beans



PROBABLY every one of us sooner or later comes upon the dismaying discovery that merely spending money does not make one's home attractive. Our own particular revolt took place in the dining room.

Art principles are all very well for the artists, but we found it easier to let nature and our moods be the guides to pleasing effects. Fruit bowls are always attractive, but it is hard to make them unusual. So we began to look around the cupboard and refrigerator for some new possibilities. Bananas first intrigued us, particularly in the large clumps as they are sent from the fruit store. The rhythm or perfect order of the fruit is fascinating, and as we played with them the banana fingers began to suggest petals of flowers. So we placed three large clumps on a big pewter plate. Their color was a most wonderful shade of bright yellow-green, so we cast about for something to make the center of our flower which would contrast, and struck upon the gorgeous blush of pomegranates which we heaped high in the center. Our enormous flower complete, fortunately we had a pomegranate red tablecloth on which to place this handsome fruit.

Now tablecloths are one of our specialties. How often one has stored away beautiful damasks that are not working because they are only beautiful and not interesting. One can dip these into various dyes and make cloths of soft turquoise, lavender, or yellow to match or contrast with special pottery and favorite china. Food spread over such color is bound to be exciting, and very often as one sees the color of the cloth, a wonderful scheme will suggest itself.

Once, as we were pondering over a yellow cloth, we happened to glance at a Covarrubias reproduction from Bali, and saw that he had just the colors for our need, a daring combination of pinks and yellows and greens. Ever after we have been attentive to pictures that accent the lovely fruit and vegetable colors and some of our best schemes have been borrowed from them. We have read that in Bali, people make such arrangements every day and take them to the temples to be blessed. We had to do without the benefit of clergy, but we loved the idea anyway.



But to return to the subject of tablecloths. We have had much good fortune visiting the drapery departments of stores. There we have found a fine assortment of interesting textures and weaves as well

[*Please turn to page 69*]

HOUSEKEEPING

A Vocation

This article is not for those women and their daughters who take to housekeeping as naturally as a comedian to his public. It is for those gals who are bored with the occupation, for those who find it only a series of dull tasks. . . . GWENIVERE LAMOREAUX

I WASN'T brought up to consider housekeeping intelligently, for housekeeping was an ogre to my mother, the loss of a servant an absolute calamity to her. Three times we moved to a hotel until such a gap was filled. Several times I was called into the kitchen during a maidless interlude to help prepare the dinner. Throughout my entire youth our menu on these trying occasions never varied. Baked potatoes, one vegetable, a large steak, and a purchased dessert.

Dad usually brought the steak and the dessert home with him around five-thirty. But the rest of us as a family entered the kitchen at four in the afternoon. First we hunted out the potatoes—you know an utterly strange kitchen even though it's your own can tie you up in knots. First the finding of the potatoes, then the finding of a brush to wash them, and then getting them into the hot oven occupied a great deal of time and patience. Next followed the same ordeal with a vegetable. After that the setting of the dining room table and a still hunt for its various gadgets. From four to five-thirty we worked and someone was usually in tears when Dad arrived with the steak and the dessert. But oh! to get the food on the table! Finally, completely exhausted, we all sat down to eat.

One summer in my late teens it fell to me to get dinner alone. Mother was going to be out. She honestly considered it very brave of me. With trepidation I began at four. The potatoes were done a little after five, the cauliflower beat the potatoes. The table was set and I sat idle for some time. A suspicion regarding my mother's efficiency crept into my mind. But as I was away at school from the time I was thirteen until the year I graduated from college and became engaged, I didn't follow up the suspicion and I had sparse acquaintance with housekeeping.

And then I was in love. I had chosen a husband. I didn't spend any time, as I remember it, weighing the value of office life or social work, or the hours necessary for that life-long vocation, housekeeping, which I was so unthinkingly choosing along with marriage. It was just an inherited ogre, somewhere in the background. A classical education and mother's housekeeping, which consisted of an occasional contact with a servant, left me an utter blank on all the practicalities of my life's vocation. I would probably have refused marriage in a panic if I had considered housekeeping with any attention, since I knew I was completely unprepared for it, and, I am now ashamed to admit, uninterested in its ramifications.

Then I was married in that turbulent era during the war when a bride's problem was that of living here, there, or somewhere else, and putting in as many hours a day as possible at Red Cross headquarters. When the armistice was signed and my husband and I became "civies" again I decided I should do my own housework for a year as I realized it would be quite impossible for me to instruct a maid regarding things of which I knew absolutely nothing. And I hadn't that advantageous jewel, a practical mind.

I adored planning the color schemes for my house. I loved using fresh linens and arranging flowers, but the first kitchen range I purchased was a terrible lemon. My only natural domestic virtue was a mania for cleanliness. I cleaned the house — according to my lights — every day. When I invited guests for dinner I cleaned the house, then I set the table with heavy thought on the color scheme, arranged flowers, candles, matches, cigarettes and usually rearranged the furniture before considering what food I could serve on the china I had laid out. When I began its preparation there were always some necessities lacking. It still happens now and then. It is difficult to remember to read over a recipe I've chosen in advance, and so there often results a rather hectic scramble.

Like my mother, I ordered my meats and vegetables over the telephone. I knew only three meats: porterhouse steak, lamb chops, and chicken. The life of Riley? I sometimes think so these days, but my husband still shrinks from all three, for we had been married five years before I discovered a lamb roast, which it turned out was his favorite meat. When you have to learn everything about housekeeping after you are married, from making coffee to cleaning the drains, you are apt to have some blind spots. A roast of meat was one of my blindest.

AT THE end of a year I had learned how to keep a house clean with the exception of the basement, the front porch, the baseboards in the rooms—which I didn't discover for a good ten years—and a number of other oddments which in my mind's search for beauty I simply did not see. I had learned how to have my good table linen properly laundered. I had discovered moths. I could sometimes get a very good meal, and, all in all, I felt that housekeeping, generally speaking, was an inconsequential matter easily mastered.

So feeling thoroughly efficient I employed a maid. She was young but she was practical. I learned some surprising things from her. The first week she asked me when I wished the kitchen floor mopped. I stared. I had never had it mopped. In fact I didn't have a mop. I had a floor cloth with which I mopped up a spot as soon as it was made but there were some beauties waiting for a scrubbing. Also a hood over the kitchen range distressed me. It was out of my reach and inches thick with dust. I vaguely felt that it had to be taken for granted. It simply didn't occur to me that that dirty, remote hood

[*Please turn to page 62*]

F. M. Demarest — *Table appointments courtesy John Wanamaker*

DINNER PARTIES DISTINGUISHED BY INVISIBLE ECONOMIES

BARBARA B. PAINE

Sunday night suppers are the obvious refuge of a hostess who wants to cancel her social debts at the smallest per capita cost, but I claim she can achieve the same results in a more elegant and subtle manner by giving formal dinner parties distinguished by their invisible economies

SOME of the best hostesses I know are past masters of the art of entertaining with apparent lavishness at little cost. A recent decrease in income, which made roast chicken and filet with mushroom sauce seem unwise, first brought their activities to my attention, and since then I have studied their systems with care and increasing admiration. If you stop to figure it out, you will find that an average dinner party for eight costs about fifteen dollars, which is quite a respectable sum in these days of uncertain incomes. The three ingredients of these successful hostesses, however, seem to be a simple little bag of housewifely tricks, a formidable collection of delicious but not exotic recipes, and the ability to insist on a certain type of pleasant formality. By following these principles and keeping strictly within a budget my own "company" dinners now cost about one dollar a person for everything, including drinks; if you eliminate the drinks, seventy-five cents a person is the maximum, which is reasonable.

My friend Adelaide is a first-rate hostess, while Helen has plenty of good intentions but not much style. I decided after careful observation that their dinners cost about the same, but an offhand observer wouldn't believe it. Adelaide's dinners are the real thing; Helen's a kind of glorified family meal. An evening at Adelaide's is gay and exhilarating,

Defrosting a formal dinner table from its frequent state of frigidity to one of friendly distinction is a simple matter if you have the fine deep color of Spode's "Blue Tower" to start with. Add all the reds that carnations and roses and tole offer and the sparkle of silver and glass on gray damask

while Helen's homey tomato soup and roast lamb is a family meal with a few casual guests minus the children. Of course, if you can afford the standard and expensive dinner party food, Adelaide's methods won't interest you, but if you like to entertain and can't afford to do it extravagantly, they will well repay you for a little careful study.

In general Adelaide aims at moderate formality, and so her starting point is the request that the women guests wear dinner gowns. Generally the men wear dinner jackets too, and while they may complain at home beforehand, their objections melt in the atmosphere of the dinner itself. In return for this formality on the part of her guests, Adelaide definitely dresses up her own house. Needless to say, her silver is polished to the limit; immaculate order prevails (and it is not the order achieved by a quick once-over); and although she spends no money on cut flowers she usually manages to have flowering plants or homegrown bulbs at the crucial places. She has some really elegant accessories, too, which she trots out for her parties, —silver, a lovely bowl for the dining room, a pair of antique candy dishes.

After watching her and several other good hostesses of my acquaintance I have learned that *timing* is a very important element in the production of a good dinner. In my community the hour for dinner varies from 7:00 to 7:30 for all except the most formal. Adelaide's dinners are usually set for 7:30. There is considerable lingering over cocktails, dinner is served rather deliberately, and afterwards the men smoke by themselves in the dining room. They return to the fold at about 10:00 o'clock, and the party has just started. At Helen's homey meals the guests are beginning to stifle their yawns at this hour and

[*Please turn to page 68*]

Menus and recipes for dinner parties of eight

Borscht with Sour Cream and Melba Toast
Lamb Kidneys in Rice Ring *String Beans*
Lettuce and Endive Salad
Pears in Kirsch
Coffee

Menus and recipes by
BARBARA B. PAINE

Recipe printed on back of each photograph



• pears in Kirsch

Recipe printed on back of each photograph



• cream corn soup

Recipe printed on back of each photograph

• molded halibut with almond sauce



• onion soup



• peppermint roll

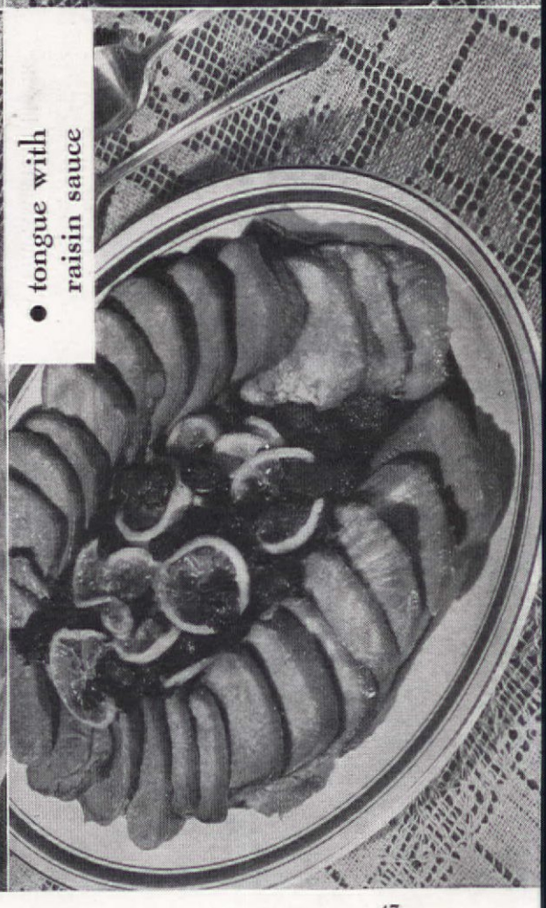

• tongue with raisin sauce

F. M. Demarest

• tongue with raisin sauce

1 fresh beef tongue

Sauce
1 cup cider vinegar
1 cup dark brown sugar
1 cup seeded raisins
1 lemon, sliced thin
2 dozen whole cloves

SIMMER tongue in water almost to cover for 4 hours. Remove skin while hot. If not to be used at once it may then be returned to the liquid until ready to use. Place in baking pan. Pour over it the sauce made by combining remaining ingredients. Bake in a moderately hot oven (375°F.) about 40 minutes, basting several times. Serves 8.

Tested by THE AMERICAN HOME

• peppermint roll

5 eggs
½ cup confectioners' sugar
3 tablespoons cocoa
⅛ teaspoon salt
¾ cup heavy cream
⅜ cup crushed peppermint stick candy

SEPARATE eggs. Beat whites stiff. Sift together sugar, cocoa, and salt, and add to well-beaten egg yolks; mix well. Fold in egg whites. Turn onto greased sheet pan (15½" x 10½") lined with greased and floured waxed paper. Bake 20 to 25 minutes in a moderate oven (350°F.). Turn onto cloth well sprinkled with confectioners' sugar and let cool slightly. Spread with whipped cream into which peppermint candy has been folded. Roll and wrap in waxed paper. Place in refrigerator to chill. Serves 8.

Tested by THE AMERICAN HOME

• onion soup

5 large or 7½ medium onions
4 tablespoons butter
6¼ cups boiling water
9 bouillon cubes
1¼ teaspoons salt
⅛ teaspoon pepper

SLICE onions thin. Sauté in butter until lightly browned. Dissolve bouillon cubes in boiling water and add to onions. Simmer 20 minutes. Serve hot garnished with toast circle and grated Parmesan cheese. Serves 8.

Tested by THE AMERICAN HOME

• molded halibut with almond sauce

1 lb. halibut fillet (frozen may be used)
2 cups soft bread crumbs
1 cup light cream
½ teaspoon salt
⅛ teaspoon pepper
½ teaspoon celery salt
4 egg whites

CHOP halibut very fine. Cook bread crumbs in cream to a smooth paste. Add to fish and season with salt, pepper, and celery salt. Beat egg whites stiff; fold into fish mixture. Turn into well-greased loaf pan or individual molds. Bake until firm in moderate oven (350°F.) 45 to 60 minutes. Serve with almond sauce. Serves 8.

Almond sauce
¼ lb. (¾ cup) almonds
2 tablespoons butter
2 tablespoons flour
2 cups light cream
1 teaspoon salt
Few grains pepper

Pour boiling water over almonds; let stand about 5 minutes and slip off skins. Chop fine. Brown almonds in butter, add flour and blend. Add cream gradually, season, and cook until thickened.

Tested by THE AMERICAN HOME

• cream corn soup

3¾ cups (1½ No. 2 cans) cream style corn
1½ slices onion (1 inch diameter)
3 cups milk
1½ cups water
3 tablespoons chopped pimiento
3 tablespoons butter
4½ tablespoons flour
¾ teaspoon salt
⅛ teaspoon pepper

PUT corn, onion, milk, water, and pimiento in top of double boiler and cook 20 minutes. Rub through a sieve. Blend butter and flour, salt and pepper, and add sieved corn mixture. Heat just to the boiling point and serve at once. Serves 8.

Tested by THE AMERICAN HOME

• pears in Kirsch

8 firm pears
1 cup dark brown sugar
1 cup water
½ cup Kirsch

COMBINE brown sugar and water and heat until sugar is dissolved. Peel pears, leaving stem on, and add to syrup. Baste frequently while cooking and turn pears around when about half done. When soft but still perfect in shape dip each pear in the Kirsch and set aside to cool in serving dish. Add rest of liquor to syrup; continue cooking about 10 minutes longer and pour over pears. Serve very cold. Serves 8.

Tested by THE AMERICAN HOME

Menus and recipes for dinner parties of eight

Cream of Corn Soup, Parsley Garnish
Tongue with Raisin Sauce *Potato Balls*
Carrots and Green Peas
Lettuce, Tomato, Avocado Salad
Coffee Mousse in Mold *Cookies*
Coffee

Photograph printed on back of each recipe

Photograph printed on back of each recipe

Photograph printed on back of each recipe

Menus and recipes for dinner parties of eight

Split Pea Soup with Croutons
Veal Birds *Glazed Carrots*
Spinach Ring
Green Salad with Roquefort Cheese Dressing
Apricots in Cream
Coffee

Recipe printed on back of each photograph



• split pea soup

Recipe printed on back of each photograph

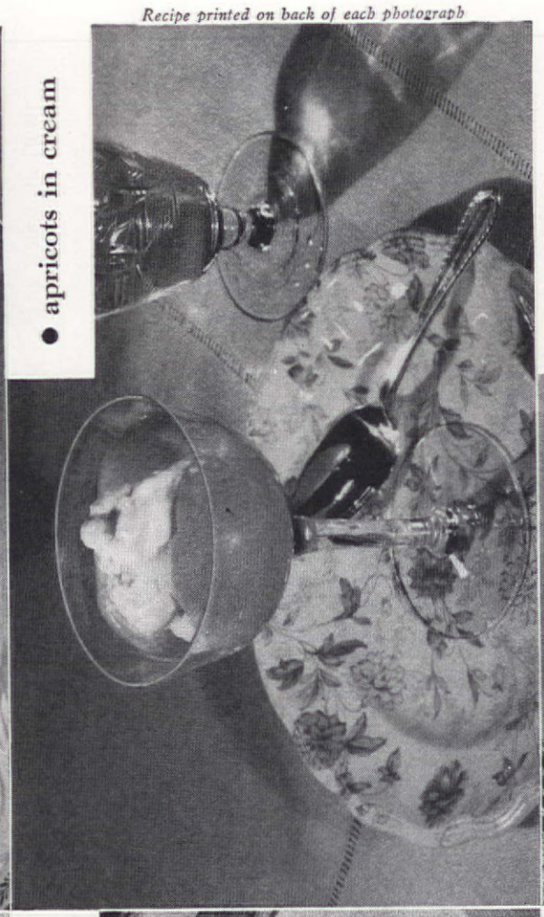

• apricots in cream

Recipe printed on back of each photograph



• veal birds

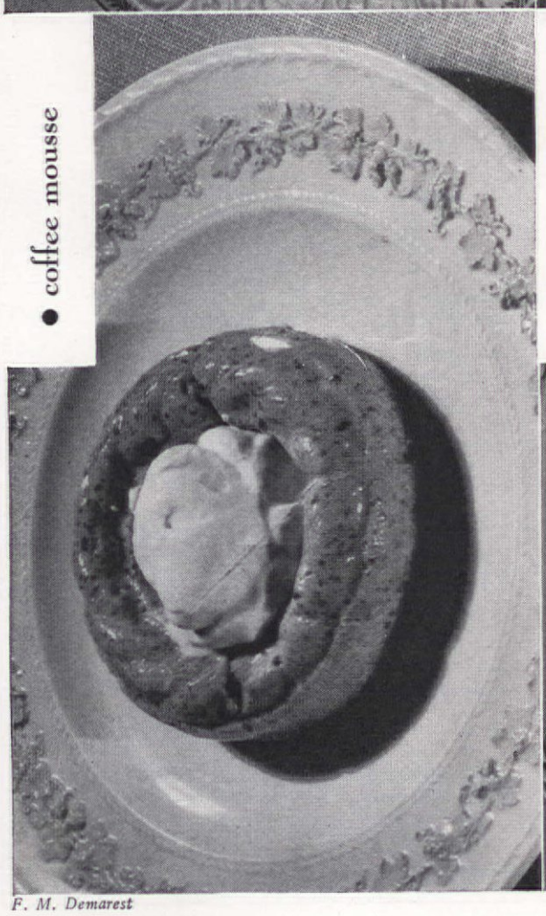

• coffee mousse



• borscht



• lamb kidneys in rice ring

F. M. Demarest

Menus and recipes for dinner parties of eight

Onion Soup with Toast Rounds and Parmesan Cheese
Molded Halibut with Almond Sauce
Brown Rice *Broccoli*
Mixed Green Salad
Peppermint Chocolate Roll
Coffee

Photograph printed on back of each recipe

• lamb kidneys in rice ring

30 lamb kidneys
½ lb. bacon
½ cup boiling water
3½ tbsp. flour
1 tsp. salt
Few grains pepper

In a small amount of fat lightly brown kidneys which have been skinned, split in half and have had the hard parts removed (this may be done by the butcher). Add boiling water. Sprinkle flour over surface, season, cover, and let simmer about ¾ hour. Fry bacon. Fill center of rice ring with kidneys and garnish with crisp bacon (omitted in photograph). Gravy may be passed on the side if the ring mold is used, or rice and kidneys (with gravy) may be served on separate dishes. Serves 8.

Rice ring

2 cups rice
2 quarts boiling water
2 teaspoons salt
⅓ cup melted butter

Cook rice in boiling water until a grain is entirely soft when pressed between thumb and forefinger. Drain well. Add butter, mixing lightly with fork so as not to mash the grains. Place in very well-greased ring mold, packing down lightly. Turn out on platter.

Tested by The American Home

• borscht

4½ cups shredded cabbage
4½ cups water
¾ cup sieved canned beets (about 9 small)
¾ cup beet juice from can
3 cups boiling water
5 bouillon cubes
¾ teaspoon salt
⅛ teaspoon pepper
2 tablespoons lemon juice
Sour cream

Cook cabbage in water about 30 minutes. Drain, reserving liquor. Put 3 tablespoons cabbage through sieve and combine with cabbage liquor, beet pulp, beet juice, and bouillon (made by dissolving bouillon cubes in boiling water). Season with salt and pepper and let simmer 20 minutes. Add lemon juice and chill. Serve topped with spoonful of sour cream. Serves 8.

Tested by The American Home

• coffee mousse

2 cups hot strong coffee (3 tablespoons coffee to 1 8-oz. cup water)
1 cup heavy cream
2 envelopes (2 tablespoons) plain unflavored gelatin
6 tablespoons cold water
¾ cup granulated sugar
Pinch salt
1 teaspoon vanilla

Soften gelatin in cold water. Add hot coffee and stir until gelatin is dissolved; add sugar and salt. Set aside to cool. When gelatin mixture is firm, whip cream moderately stiff; flavor. Whip gelatin mixture until soft and beat in whipped cream; blend well. Turn into serving dishes, one large mold, or if desired, individual ones. Serve topped with whipped cream. Serves 8.

Tested by The American Home

Photograph printed on back of each recipe

• veal birds

3 slices veal from leg ⅜" thick
3 cups soft bread crumbs
¾ tbsp. grated onion
1½ tsp. poultry seasoning
3 tbsp. melted butter
¾ tsp. salt
Few grains pepper
3 tbsp. hot water
½ lb. fresh mushrooms (peeled and sliced)

Trim fat from veal, remove bones, separate slices into 3 parts, pound till thin. (The butcher will do this.) Use pieces this size for larger birds or cut into pieces about 3 inches square and serve 2 birds per person. Spread with dressing made by combining bread crumbs with grated onion, poultry seasoning, melted butter, salt, pepper, and hot water. Roll up and fasten with tooth picks (which should be removed before serving). Dredge with flour, brown well in small amount of fat (a chicken fryer is convenient to use) and add brown sauce almost to cover meat. Cover and cook slowly 45 minutes or until meat is tender. Add mushrooms to sauce the last 10 minutes of cooking. Serves 8.

Brown sauce

2 tbsp. butter
½ slice onion
3 tbsp. flour
1 tsp. salt
⅛ tsp. pepper
2 bouillon cubes
2 cups boiling water

Cook onion in butter 5 minutes. Add flour, salt, and pepper; blend. Gradually add bouillon and boil 2 minutes. Add to well-browned veal birds.

Tested by The American Home

• apricots in cream

2 No. 2 cans apricot halves
1½ cups juice from can
¼ cup Kirsch
2 cups heavy cream

Drain the chilled apricots and cut halves in half very carefully with scissors. Arrange in serving dishes. Whip cream stiff; fold in Kirsch and then juice from can. Mound over fruit. Peach halves may be substituted for the apricots. Serves 8.

Tested by The American Home

• split pea soup

2¼ cups (1 package) green split peas
2½ quarts cold water
2 tablespoons chopped onion
Smoked shoulder of pork bone, or smoked pork knuckle
3 tablespoons butter
2 tablespoons flour
1 teaspoon salt (according to taste)
⅛ teaspoon pepper

Put split peas, cold water, onion, and bone in kettle. Bring to boil slowly and simmer 3 hours. Strain. Blend butter and flour; add hot soup, season, and boil 2 minutes. Serves 8.

Tested by The American Home

Photograph printed on back of each recipe

Photograph printed on back of each recipe

Noon Over America!

Lunchtime favorite the country over —Campbell's Tomato Soup

AT HIGH NOON, it's high time for a bright and bracing soup. A sandwich on the side, perhaps, and a brimming glass of milk. What a lunch *that* makes for children who burn up their energies racing and romping! And what a hit such a luncheon makes with them when the soup is Campbell's Tomato!

A smooth purée of luscious, sun-ripened tomatoes; enriched with the finest table-butter; and just a touch of seasoning to enhance the racy flavor of the tomatoes. It's delicious! It's delightful also when you make it as a cream of tomato by adding milk instead of water. Extra-nourishing, too. Do you have this favorite soup often for *all* the family? Millions do—for Campbell's Tomato Soup is asked for again and again, for lunch and dinner.

LOOK FOR THE RED-AND-WHITE LABEL

Campbell's Tomato Soup



*⅔ of your home is wall space...most important in creating atmosphere. Beautify this space and your home will have noticeable new style—a complete transformation to new-home loveliness at less cost than any other home improvement.

This important space deserves the special beauty of Imperial *Washable* Wallpapers. They are *guaranteed* washable and fast to light . . . their beauty lasts! The new 1939 Imperial papers are now on display. Never before so many striking new designs and color combinations. Be sure your decorator shows them to you. They are identified, in sample books, by the Imperial silver label.

TAKES THE MYSTERY OUT OF INTERIOR DECORATING!

Send 10¢ (to cover mailing costs) for Jean McLain's book, "The Romance of Modern Decoration". Tells how to make the most of *that important* ⅔. Use coupon for her free advice on individual decorating problems.

Address: JEAN McLAIN, Dept. A-19
Imperial Paper and Color Corporation, Glens Falls, N. Y.

Give this information for every room

Type of Room..... _____ _____
Size (Dimensions) ..... _____ _____
Exposure ..... _____ _____
Type of Furniture..... _____ _____
Color Scheme Preferred ..... _____ _____

Copr. 1939, Imperial Paper & Color Corp.

☐ **Please also send me your book, "The Romance of Modern Decoration," for which I enclose 10¢.**

Name.....
Street..... City & State.....

FRANCHISED DISTRIBUTORS, DEALERS AND REGISTERED CRAFTSMEN EVERYWHERE

Samplers tell a story

[*Continued from page 35*]

roll the piece as she worked and later put its short segments of many stitches away in that form for easy reference.

The earliest sampler known to have been brought to, or made in, America is that of Anne Gower, first wife of the stern Governor Endicott of Massachusetts. It was he who came to Salem in 1628, fired with a desire to establish what he deemed a pure church, and later decreed that women should, to all assemblies, come veiled. Anne died within one year of his coming to America. And her sampler which is now preserved in Essex Institute, Salem, Massachusetts, shows such a rowed and bordered arrangement of drawn-work, tapestry-stitching, and various others of the more difficult stitches used at the time, as could be executed only by a skilled and highly discriminating needlewoman. And one who, in addition, we may suppose, was an effectively disciplined wife. Subsequent generations, at any rate, have applauded the artistry of this bit of needlework, while holding in increasing disesteem the bigoted mandates of the gentleman whose "weaker vessel" produced it.

THE gradual change from finely wrought English-type of sampler to the home-brewed, versified type which became so tremendously popular in the early 1800's, is fascinating history. The latter, while seldom so finely executed as their progenitors, are far more redolent of humor, personality, variety, and homespun living.

Several definite changes were accomplished by samplers of eighteenth century vintage. First their shape gradually changed from narrow panel to square, or at most, a slight oblong. Secondly the age of their executants decreased, with interesting results. The hands of Colonial women, even of aristocratic lineage, were apt to be too engaged with more practical tasks to allow them much time for dilly-dallying with a needle. Such embroidering as was done was apt to be accomplished before marriage, and by young ladies of sixteen and seventeen. And since dowry linen had always to be marked, more attention was given to lettering and the embroidering of numerals. Out of this grew the custom of working lettered sentiments, verses, names, ages, etc., into the sampler composition, a practise which gave heart and soul to the distinctly American productions of the great sampler era which spanned the Revolutionary and Civil wars.

A specimen made by seventeen-year-old Loara Standish, daughter of Myles, in approximately 1640, charmingly illustrates the personal flavor which was to become so definitely a part of the samplers of the several generations following. Into her panel of stitchery she worked a novel element of scattered design and affixed to the end, in none too scholarly arrangement, this surprising inscription:

"Loara Standish is My Name
Lord Guide my Hart Tha
t I may do thy Will
Also fill my hands with such c
onvenient skill,
As will conduce to Virtue void
of Shame
And I will give the
Glory to Thy Name."

By the late 1700's the average age of sampler-makers had slipped to thirteen years, and by the early 1800's to eleven. It was an age of sampler fancy—an age in which sampler purpose lost all pattern-book pretense to become, rather, a record of comparatively childish achievement in needlework. (Some of these nineteenth century fashionings seem to us now to have been beautifully executed. But modern standards in needlework, alas, are quite blithely inferior to those of our sterner and less gallivantin' forebears.)

In the "Dames' Schools" (boarding schools for select young women), of the early 1800's every young lady was required to produce an example of her stitchery prowess in sampler form. Linen, fine thread (occasionally silk), and even marked patterns were sometimes provided. Frontier daughters of as tender an age as six were allotted coarse linen and home-dyed thread for the working out of their repertoire of stitches and embroidery patterns. And in between sessions at squills or distaff—for pioneer lassies of six were not only frequently *able* to weave and spin flax, but were often actually *required* to—they might be permitted to amuse (?) themselves with an upright session at sampler composition. That their work was perfunctory and sternly supervised by disciplining adults is hinted at by more than one faltering and tale-bearing inscription.

INSCRIPTIONS of some sort were apt to be used in addition to the almost invariably present alphabet and numerals, and to the worker's name, age, and date of sampler completion. And they illustrate a sometimes amusing, occasionally horrifying, contrast between the bringing up of children then and now. One may justifiably jump to the conclusion that such sententious sentiments as the following:

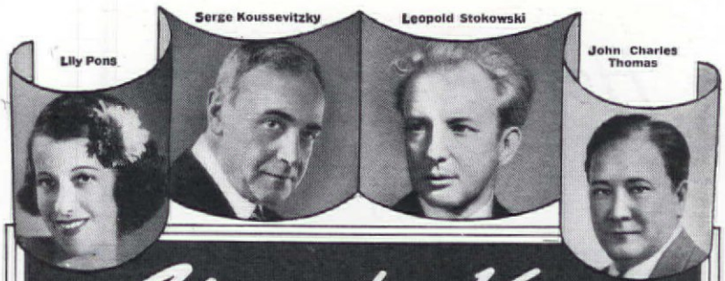

Yours for Keeps
ON VICTOR RECORDS
The Unfailing Thrill of the Music You Love
performed by the World's Greatest Artists!

YOUR *own* music . . . the selections that mean special emotions to you, that give you the deepest pleasure . . . All can be Yours for Keeps on Victor Records. You can be right on the spot with the newest popular hits . . . Enjoy the great symphonic performances that thrill Carnegie Hall and Covent Garden . . . Glory in the operatic performances of Salzburg . . . These are just a few of the things you can enjoy whenever you wish, with Victor Records. RCA Victor instruments for playing Victor Records range in price from the inexpensive Victrola Attachment to de luxe automatic models in superb cabinets . . . One of the most delightful is shown at right.

RCA Victrola U-130 with Automatic Record Changer . . . Electric Tuning

A superb instrument combining Victor Record and radio entertainment in fine, 18th Century cabinet. Price includes $9.00 worth of any Victor or Bluebird Records you choose . . . $2.00 subscription to Victor Record Review . . . membership in Victor Record Society, and RCA Victor Master Antenna. . . . $230*

• • •

The Two Musical Masterpieces of the Month

Prelude and Venusberg Music from Tannhäuser (*Wagner*). Played by the Philadelphia Orchestra, Leopold Stokowski, Conductor. Album M-530 (AM-530 for automatic operation) 9 sides . $9.00

Symphony No. 102 in B Flat Major (*Haydn*) . . . The first time ever recorded! Played by the Boston Symphony Orchestra. Serge Koussevitzky, Conductor. Album M-529 (AM-529 for automatic operation) 6 sides $6.50

• • •

Listen to the "Magic Key of RCA" every Sunday, 2 to 3 P. M., E. S. T., on the NBC Blue Network.

Get $25.95 value—in Victor or Bluebird Records and RCA Victrola Attachment—for $14.95!

Save $11.00 . . . Get $14.95 (list price) RCA Victrola Attachment . . . $9.00 in any Victor or Bluebird Records you choose . . . $2.00 subscription to Victor Record Review . . . Victor Record Society membership . . . for $14.95. RCA Victrola Attachment can be connected to any modern AC set at little or no expense; plays Victor or Bluebird Records with full tone of set.

You can buy RCA Victrolas on C.I.T. easy payment plan. Any radio instrument is better with an RCA Victor Master Antenna. *Price f.o.b. Camden, N. J., subject to change without notice.

RCA Victrola
COMBINES RECORD AND RADIO ENTERTAINMENT
A Service of the Radio Corporation of America

How can a man forget so soon?



A year ago I marched down the aisle in my wedding veil. Bob promised to love me forever. But before very long, the quarrels began . . .

First it was his shirts. He said his mother used to wash them lots whiter. Gradually the nagging got worse—my curtains looked "dingy," my linens were a "disgrace." I thought he'd completely forgotten his promise, until . . .

My next-door neighbor caught me crying and promptly tossed my woes out the window. She told me my clothes had tattle-tale gray because they were only *half*-clean. She said I worked hard, but my lazy soap just didn't wash out *all* the dirt.

Quick as you please, I took her advice and changed to Fels-Naptha Soap. And glory, what a difference! That richer *golden* soap blended with gentle *naptha* hustles out every speck of dirt and my things simply shine like snow. Now Bob says he married a wonder. And I'm so glad that wonder is *me!*

COPR. 1939, FELS & CO.

BANISH "TATTLE-TALE GRAY" WITH FELS-NAPTHA SOAP!

TUNE IN! HOBBY LOBBY every Wednesday night. See local paper for time and station.

"Learning is the temperance of youth,
The comfort of old age,
And the only sure guide to honour and preferment",

"Oh, that important time could back recur,
The mispent hours whose loss I deeply mourn",

and Isaac Watt's:

"For Satan finds some mischief still
For idle hands to do."

were never the unguided selections of eight- and nine-year-olds.

Nor could such morbid versifications as:

"Our days, alas! our mortal days,
Are short and wretched, too,
Evil and few the patriarch said,
And well the patriarch knew",

"The rising morn cannot assure
That we shall end the day,
For death stands ready at the door
To take our lives away",

or:

"Aim not in gaudy clothes to shine
Let dress take up but little time,
Reflect how short must be thy stay,
How vain to deck a piece of clay",

have been chosen, much less understood, by the potential doll-mothers who so painstakingly cross-stitched them into linen for the ultimate perusal of a shocked posterity.

One of the most heart-tugging samplers on record is that of little Elizabeth Clements who finished her product at the tender age of ten and while in a foundling school. Eighteen beautifully executed rows of lettering, three wide pictorial borders, and several scriptural quotations are brought to completion with two lines of poignant verse:

"This I have done, I thank my God,
Without the correction of the rod"—

And though such compositions as that of Ann H. Jones, aged fifteen years, 1827 (note photograph upper right, page 35):

"Kind friend behold, for it is truth,
This is the practise of my youth,
With care and cost I have this wrought,
And finished with a virgin thought."

may bring a quiet smile to the modern peruser. The only bit of outright humor which I have ever seen expressed in sampler inscription (and that rather a grim one) is the ironic:

"I cannot perceive this business design'ed
For anything more than to please a raw mind."

Heaven alone knows how this young rebel ever guarded such sentiments from the immediate censorship of the probably stern supervising elder.

One of the most amusing pair of samplers which I have ever seen is that executed by Mary North, 1804, aged twelve years and the much less skillfully executed one of her evidently more spirited mother. The latter is worked on coarse canvas and in the narrow-panel style peculiar to an earlier generation. In assorted and faltering stitches little Catherine Cotham has managed to assemble numerals and a portent:

"He who can keep his angry spirit down,
Is greater than he who can curb a nation,"

finishing at long—and none too competent—last, with:

Catherine Cotham is my name,
With my needle I mark the same.

The 13th of May, 1770
Aged 6 years.

while the generation-later product of her daughter Mary is one of the most finely executed nineteenth century samplers which I have seen, its letters and numerals being worked not with cross-stitch (except for the inscription) but with eyelet work so fine as to be scarcely visible as such. The sampler composition shows distinct boarding school influence. But the inscription (which happens, by the way, to be as melancholic and morbid in tone as any I have ever encountered) is so cramped that one must believe it to have been arbitrarily selected —not by young Mary, to be sure—and crowded into a space originally planned for a more abbreviated sentiment. The strawberry border and the separate bits of fruit, animal, and flower design, all centered about two gruesome little angels and the oddly proportioned—and labeled —Adam and Eve, are representative of the pictorial and entirely decorative aspect which eventually changed the early nineteenth century "Sampler" into the framed pictorial embroidery which served later on as an "elegant," if somewhat odd, wall decoration.

It would require a broader knowledge of natural history than the average person possesses, coupled with a vivid imagination, to assign definite names and species to all birds, flowers, and beasts which this increasing de-

sire for decorative effects imposed upon the ingenious compositions of the time. Churches, homes, schools, and public buildings were all targets for the reproductive skill of the more imaginative and dexterous sampler-workers. Through a close examination of these design elements one may frequently learn more about the life and geographic location of the needle-wielder than a casual glance would ever suggest.

To make any attempt to cover the types of samplers developed in this 1800 to 1850 period would be futile. There were family registers (embroidered), sampler-records of untimely death, whole family "trees." One which I have seen covers a period of a hundred years and has every birth and death noted in chronological order and "tree" formation. And there have been samplers unearthed which carry within a fruit or flower border nothing more imaginative than the unsurpassably tedious multiplication table.

Anything which is allowed to blossom too riotously is bound to wear itself out. And the pre-Civil War sampler gradually became so pictorial that eventually it was not a sampler at all, but a pictorial embroidery, rather coarsely worked and hastened to completion (because schools and factories and railroads were all opening up to womenfolk vistas of which they had hitherto not dreamed) in any way possible.

The most skillful needlewomen produced occasional silk embroideries—chiefly pastoral and romantic—with careful applications of paint to fill in the more difficult detailing of clothing and features. Those less ambitious contented themselves with needlepoint "pictures" heavily festooned with butterflies and weeping willows, or embroidered designs of coarse wool on coarser canvas which they might date and frame in lieu of the more-to-be-desired oil paintings.

And the little Alices and Marys, aged six and nine, we may hope, were at long last playing with dolls, with such needle dexterity as they might possess sharpened through the making of doll pantalettes and petticoats.

Are you fully covered or merely "insured"?

[*Continued from page 36*]

you own the larger the claims against you are likely to be.

A fire policy still is the leading "must" in home insurance, but there are so many other hazards to be considered and any property owner is running unnecessary risks in overlooking them. For instance, to your standard fire insurance policy you can attach what is known as a supplemental contract. This extends coverage to include indemnity for damage due to windstorm, cyclone, tornado and hail, explosion, riot, riot attending a strike, smoke due to faulty operation of the heating plant, loss from collision of aircraft with the house or from objects falling from them, and loss from vehicles running into the house. In addition, your liability contract can include insurance against a lot of important risks through what is known as an "all-in-one" policy.

THE latter takes care of residence public liability, workmen's compensation or employer's liability, burglary, theft and robbery, loss of use of your home while it is untenantable due to fire, windstorm, or explosion; and it covers you against loss due to being held up anywhere in the United States or Canada. In addition, it provides indemnity against loss due to water damage, including cost of repairs to plumbing or to the heating system. All of which suggests the advantages in making a survey of your residence and personal insurance needs to make sure that you are fully covered, not merely insured. A simple way to do this is to divide the survey into three parts: the residence and garage, the contents, and personal. While it is to anyone's advantage to have all the insurance he can afford to carry, overlooking none that he can't afford not to carry, the main object should be to determine what forms of insurance are needed most. You will find that these are the kind which protect against the largest possible single losses that might occur, for if these did occur and you were without insurance they might easily leave you bankrupt.

The first thing any home owner thinks of regarding insurance is to protect it with a fire policy, but if he isn't protected with a liability policy and someone takes a skid on the slippery walk leading to the house, or on the front steps, the loss may be greater in dollars and cents than if the building were badly damaged by fire. Up in the skies are newer and more deadly risks. A few years ago people were speculating as to what would happen if a plane struck a house. Today they are making sure that if a plane does strike their homes there will be provision in the policy to provide indemnity for the monetary loss sustained.

In your survey, therefore, take into your confidence an experienced insurance agent or broker. Give him details of your possessions and let him work with you to try to find out what forms of insurance you need most. First

CHILDREN, DOCTORS SAY, are naturally careless. Many grownups, too, fail to realize the necessity for a soft, highly absorbent bathroom tissue.

As soon as *your* little child is old enough to understand, she should be taught the standards of cleanliness that will help her to grow up into a fastidious young woman.

Luxury Texture Tissue will make it easier for her to develop these proper habits. Ordinary tissues may be too rough, stiff or highly glazed, too lacking in absorbent qualities to give you the assurance you want.

Teach your child now to use extra-soft, extra-absorbent Luxury Texture. Scott Paper Co., Chester, Pa., also makers of Waldorf and ScotTowels for home use.

Copr., 1939, Scott Paper Company

GREATER SOFTNESS AND GREATER ABSORBENCY ARE BOTH FOUND IN

Luxury Texture

Have Doctor Come

IF QUICK-ACTING BAYER ASPIRIN FAILS TO RELIEVE DISCOMFORT OF

COLDS
RAW THROAT

Thousands Know This Easy Way to Quick Relief

TAKE A MINUTE to look at the pictures above. They may save you hours of discomfort next time you have a cold or the raw, scratchy sore throat that comes with so many colds.

For these pictures explain the simple way — with genuine Bayer Aspirin — to get quick relief from your discomfort. A way countless thousands will tell you is amazingly fast and effective.

Try it. Then — because ANY cold can lead to serious consequences — pneumonia or influenza, for instance — SEE YOUR DOCTOR. He will tell you whether your cold is serious, and what treatment to follow.

Bayer Aspirin's Two-Way Relief

In all probability, he will tell you to continue with the Bayer Aspirin because it acts to relieve the painful discomforts of a cold with remarkable speed. And because it acts to reduce fever. This simple treatment has largely supplanted the use of strong medicines in the treatment of cold symptoms. Perhaps the simplest and most effective way yet discovered.

Insist on the Genuine

What you must remember is to ask for "BAYER ASPIRIN" by its full name — not for "aspirin" alone. You get real BAYER ASPIRIN tablets in this way.

PAINS—Fast-acting Bayer Tablets are used by millions on doctor's advice for prompt relief of Headache — pain from Rheumatism, Neuritis, Neuralgia.

15c FOR 12 TABLETS
2 FULL DOZEN **25c**

there is that good servant but bad master—fire. Closely related we find a group of special hazards such as smoke damage, windstorm, explosion, riot and civil commotion, hail and aircraft damage, public liability and legal defense, burglary, and other forms which I shall touch upon later. In a class somewhat by itself, but more important than most home owners suspect, is earthquake insurance. That, roughly, takes care of the house itself.

NEXT in order come contents. Your belongings will need to be protected as fully as the house itself. Special possessions such as musical instruments, fine arts, and stamp collections can be insured separately. There is a special cover to take care of your belongings while you are lugging them about on your travels; and, in addition, a "floater" policy for your jewelry. A fur policy is another point often overlooked in the unhappy belief that a fire policy alone blankets the home with a complete mantle of protection.

Valued improvements outside the home also are insurable against fire and windstorm. Underwriters term such coverage as "yard, garden, and lawn improvement" insurance. This may be a separate policy or one included in the main residential policy as a separate item covering trees, fences, ornamental steps, stages, garden and other similar equipment which has to do with permanent betterments or yards, gardens, and lawns. In the category of personal coverages is hold-up insurance which provides protection for your wearable possessions when you are at home or traveling anywhere in the United States or Canada. It applies to all members of the family and usually includes $50 on money carried on your person. This can be written as a part of your residence burglary insurance or separately.

It is in the realm of the lesser known risks in home ownership that you can profit by giving careful attention to your own personal survey. Mr. and Mrs. Blank left their home for a winter cruise. While away a bad leak developed in the piping to one of the upstairs bathrooms. Upon their return water was pouring down the stairs to form a pool throughout the entire first floor. The lighter furnishings and rugs were floating about in a veritable sea, while the flooring was badly warped in places. In the basement an expensively furnished recreation room was a hopeless mess, a piano being one of the chief sufferers. Most disturbing of all was the realization that this loss was from neither fire nor tornado. There had been no hail, explosion, riot, or damage from a misguided airplane or motor truck. Certainly there was no smoke damage. The fire policy with its broad supplemental contract did not cover damage caused by water leakage. Insured? Yes, but the Blanks found they were not adequately covered.

Water damage and other potential "large loss" coverages are most efficiently grouped in what one company calls its "all-in-one" policy. In this one policy, in addition to water damage and explosions, may be included protection against glass breakage, burglary, robbery, theft or larceny, personal hold-up, damage by aircraft or motor vehicle, liability and defense coverage covering oneself and members of one's family against legal liability and accidents occurring to others under the classification of personal liability, sports liability, golfers' liability, residence liability, dog liability, and employer's liability and damage to the property of others under the same classifications. Finally, loss of use of your home may also be taken care of under this contract so that your rent and moving expenses will be paid if a fire or other disaster makes it necessary to live elsewhere temporarily.

Because there are fewer cases of larger judgments the insurance companies make the rates for larger amounts of residence public liability very attractive. At a slight increase in rate the limit can be stepped up to $100,000.

WHILE a separate fire policy must be written to cover your summer home one residence liability policy can be written to take care of both your city residence and your hideaway, or a half dozen places for that matter. The companies multiply their liability in doing this but the rate for the extra residences is half that for the first one in most states. Provision is also made to cover residence employees, including inservants and outservants for either workman's compensation or public liability depending on how you feel about paying in case of injuries and where you live. And since the normally good-natured cocker spaniel may run out in the road and cause motorcycle or automobile accidents, or may scare a little tot, it is well to have a clause in the policy covering dog liability. In fact, according to the laws of most states there's nothing you are more responsible for than the acts of your dog.

Within the limits specified in the various declarations of the public and employer's liability policy the insurance company pays any loss by liability imposed by law upon you on account of bodily injuries, death, loss of services or expenses resulting from them, accidentally sustained by persons either employed or not employed by you. This in-

"There's a New Chrysler I simply must have!"

"I'M GOING to be a little difficult to live with, if I don't get that swanky new Chrysler! After all, if I'm going to go modern, there's no use in half-way measures.

"This Chrysler is the best-looking car I've seen. There are no hangovers from yesterday in its fresh beauty . . . no bulging trunks nor protruding head-lamps to spoil its graceful curves.

"It has the brightest, roomiest interior imaginable, with a plastic instrument panel that's really gorgeous . . . and everything else in key. Chair-high seats, wide as divans, deeply and richly upholstered.

"*And* a car for a woman to drive . . . easy steering, easy braking and the easiest gear-shift in the world. It's big . . . but it snuggles into parking spaces like a lamb!

"So, I simply must have that Chrysler. It's perfectly beautiful . . . thoroughly modern . . . quite inexpensive. So, if you love me, darling . . . *'Be Modern . . . Buy Chrysler!'*"

1939 CHRYSLER ROYAL . . . 100 horsepower, 119-inch wheelbase.

1939 CHRYSLER IMPERIAL . . . 135 horsepower, 125-inch wheelbase.

Also Chrysler's famous Custom Imperial in five and seven passenger sedans and limousines . . . with Chrysler's amazing new transmission advancement, the Fluid Drive.

★ TUNE IN ON MAJOR BOWES, COLUMBIA NETWORK, EVERY THURSDAY, 9 TO 10 P.M., E. S. T.



BE MODERN *Buy Chrysler!*

America's Finest

Low Priced RUGS

Factory to You!

Duo-tone
Lovely blend of deep wine reds.

Modern
A great favorite in woodtones.

Hunter Green
Rich new color.

Early American
Exquisite blend of colors.

Actual PHOTOS

Save ½ and Get Better Rugs

by Sending us YOUR OLD RUGS, CLOTHING!



A rich, deep-textured blend of Rust tones. *Reversible.* Thirty-one other blends, mixtures, solid colors shown in FREE Book.

WRITE today for beautiful, new Olson Rug Book in colors. Learn how you can bring your home luxuriously up to date with deep-textured, ***Reversible*** Broadloom rugs like these at savings up to 50%. Read praise of editors, women everywhere.

See all the lovely New Patterns, colors and model rooms—66 pages of Early American, Oriental, modern Texture and duo-tone Leaf designs—rich, new, solid color, Two-tone and Homespun effects.

It's All So Easy—your materials are picked up *at your door* at our expense by Express or Freight and rushed to Olson factory. Orders completed in Week.

Only from the Olson Factory can you get Rugs in So Many Sizes

No longer need you put up with thin one-sided rugs that are too short or too narrow. We weave rugs in 16 seamless widths up to 16 feet by any length.

By the Famous Olson Process we sort, merge and reclaim the valuable wool in all kinds of rugs, carpets and wool clothing—shred, steam, sterilize, picker, card, comb, bleach and combine into fluffy sanitary wool that looks and feels like costly new materials—then redye, respin and weave into—

modern, richer looking, fuller bodied Olson Rugs that can be used on both sides—that give double wear and luxury underfoot, lay smooth and are easy to clean.

You Risk Nothing by a Trial—we guarantee to satisfy or pay for your materials. Our 65th year. *Guaranteed by* GOOD HOUSEKEEPING *as advertised therein.* **Beware agents.** Order direct by mail.

OLSON RUG CO., *Chicago, New York, San Francisco*

OLSON

Seamless TWO SIDED

BROADLOOM RUGS

66 Pages *of* Rugs, Model Rooms *and* Decorating Helps.

FREE *Book in Colors Tells How!*

Mail This Coupon or 1c Postcard to

OLSON RUG CO., *Dept. G-2*
2800 N. Crawford Ave., Chicago, Ill.

Gentlemen: Mail big, new Book of Rugs and model rooms in colors, *direct-from-factory* prices and full information FREE to:

Name.....

Address.....

Town..... State.....

COPYRIGHT 1939, O. R. CO.

cludes injuries to your guests or even to strangers if caused by one of your servants or the private chauffeur while engaged in the discharge of duties which have to do with maintaining your premises. It also covers your residence employee or chauffeur while engaged on or off the premises in similar duties.

The company defends in your name and on your behalf any suit alleging such bodily injuries. It agrees moreover to pay all costs taxed against you in such a suit and to pay the interest upon that part of any judgment which does not exceed the company's limit of liability. In addition, the insurer agrees to pay for whatever medical or surgical aid is needed at the time of the accident, and to pay a number of other expenses incurred in the process of investigating the claim.

With the "all-in-one" policy it is not necessary to have a separate policy to cover burglary. The inclusion of so many coverages and the flexibility in amounts specified combine to make this form of contract popular with the home owner who desires to cover this subject with a minimum of effort and complication. It is important to remember that no two home owners need exactly the same sort of insurance treatment and that there is no substitute for a responsible insurance agent or broker. Your Cousin Willie or Uncle Joe may be in the insurance business, but it's your own hard luck if you fail to make sufficient inquiry to determine if Willie and Joe know their policies.

Complete coverage leaves very little to be desired when, and if, something happens to the home, its valuable contents, or to the persons in and around it. You can go to bed feeling that you have done your best to protect your investment in your property and to safeguard your savings. Whether you rest comfortably—and safely—depends upon how careful you have been regarding the tremendous trifles which, when overlooked, result in needless fires, explosions, and accidents. No insurance is available to safeguard against the mental anguish that results from your own carelessness. But that is another story.

You need a vacation home!

[*Continued from page 13*]

trim are painted a medium Prussian blue and in the generous-size living room they are painted terra cotta red. These recreation houses are used throughout the winter week ends as well as in spring and summer, for they have fireplaces with circulating heater units. Winter activities such as skating, skiing, ice boating, and tobagganing provide an excellent excuse for getting outdoors.

The William Hart house, illustrated, is of a rustic Alpine type; its entrance stairway and porch of rough cut siding form a balcony over the ground level garage and its irregular gables and roof lines give it that enchanting, storybook form which is so effective in vacation homes. The color used on the window sash, the wavy lines of the horizontal siding, the battened shutters and diamond-paned casement windows are the small details which, one by one, create the "different," individual style of the house. The plan includes a welcome number of closets, those units too often forgotten in recreation houses, and in addition to the large master bedroom, there is a bunkroom, planned like a Pullman train, for guests. The enormous living room, with windows on three sides, can be used for additional sleeping quarters in emergencies; it also provides dining quarters adjoining the compact kitchen unit.

A small New York apartment

[*Continued from page 37*]

Back now into the foyer, which came into its present desirable size because Mrs. Arnstein had an idea about it when she rented this new apartment from floor plans. Originally there was to be a closet at the left of the door as you enter, but since they did not need the extra storage space and wanted the room large enough to accommodate dining room furniture, she had this closet omitted. The wisely selected buffet and server are not only beautiful old pieces, but are small enough so that the foyer looks anything but crowded. With the leaves down the drop-leaf table takes up practically no space, but opens to seat four, six, or even eight comfortably. There is a large coat closet at the right of the door in which Mrs. Arnstein had built a cabinet for china and glassware.

The bedroom is indeed a delightful place, with its walls painted a restful turquoise-green. Splendidly designed old walnut beds are upholstered in an eggshell and turquoise (the exact color of the walls) striped satin, with bedspreads to match. By selecting chintz draperies with an eggshell and brown floral design on a turquoise ground, Mrs. Arnstein has avoided the customary "break" between walls and draperies, thus contributing to the final effect of restfulness. There is a small boudoir chair in this same fabric, and the chaise longue



IN THE AMERICAN TRADITION OF BEAUTY *AND UTILITY* . . . . .

HEYWOOD-WAKEFIELD *Old Colony* Furniture is charming, livable, and authentic in design. It follows the true American tradition of combining utility with beauty . . . of creating furniture which is *both* practical and decorative. That is why you will enjoy furnishing a single room or an entire home with *Old Colony* . . . why you will treasure it down through the years. Most of the better furniture and department stores everywhere can show you interesting groupings of HEYWOOD-WAKEFIELD *Old Colony* Furniture . . . and at surprisingly reasonable prices, too!

New! . . A completely new, 24-page book on *Old Colony* Furniture, filled with decorative suggestions. Send 10 cents (coin preferred) to Dept. A-2, Heywood-Wakefield Co., Gardner, Mass.

HEYWOOD-WAKEFIELD
GARDNER, MASSACHUSETTS
FINE FURNITURE SINCE 1826

RUTH'S BRIDGE CLUB DISCOVERS MASONITE

HELEN — Have you ever seen a lovelier home?
JANE — It's certainly the last word in modern houses.
MARCIA — I think the walls and ceilings are beautiful!

HELEN — Ruth says they couldn't possibly have made the house so *complete* if it hadn't been for some wonderful new materials called MASONITE Products. The built-in desk, table and bookshelves and all the walls and ceilings are made of them.

RUTH — You're right, Helen. You'd be amazed at how *really inexpensive* all these modern effects are with MASONITE Products. And they're a joy to me — *they're so easy to keep clean.*

MARCIA — You've started something now, Ruth. We're all going to tell our husbands about MASONITE Products as soon as we get home.

Copyright 1939, Masonite Corporation

• Ruth's cheery living-room combines streamlined beauty with practical utility. The walls and ceiling are MASONITE QUARTRBOARD. The walls are grooved with a smart block pattern. The built-in desk, table and bookshelves are MASONITE TEMPERED PRESDWOOD.

When you build or remodel, naturally you want the modern advantages of MASONITE Products. Be sure you know all about the permanent, expensive-looking results they can give you — *at a saving.* Ask your MASONITE dealer about F.H.A. new-building and remodeling loans.

FREE SAMPLES

MASONITE

The Wonder Wood of a Thousand Uses

A MISSISSIPPI PRODUCT

Sold by Lumber Dealers Everywhere

It's Right — MASONITE

MASONITE CORPORATION
Dept. AH-14
111 W. Washington St., Chicago, Ill.

Please send me FREE samples and complete information about MASONITE—the Wonder Wood of a Thousand Uses.

Name_____

Address_____

City_____ State_____

and a second small chair are upholstered in turquoise chenille velvet for fabric contrast.

All newlyweds might do well to consider one idea that Mrs. Arnstein carried out in this bedroom. Because the room was quite small, she had an ordinary painted wood chest-of-drawers put in each of the two closets, instead of buying a chest fine enough to be in harmony with the rest of her things. This not only saved space but money as well. Later she can easily add such a piece. The last idea that does so much to make this an unusual room is the use of a small walnut writing desk before the windows where you might ordinarily find a dressing table. According to the practical young owner, she needed a desk far more than she needed a dressing table!

"Alts. and adds. to res."

[*Continued from page 9*]

same precaution, and the owner is apt to pay more on the pre-arranged price plan than he would on the cost-plus. On the other hand, if the house is in much worse shape than anybody anticipated he stands to gain.

The third and most popular way of awarding business is by competitive bids. The number of bidders varies. For a contract under $5,000, three is a fair number—five should be a maximum. It is important that the bidders be chosen carefully. Very often a reliable builder has to say to himself, "Well, I can't compete against such bidders—they don't do my class of work and it's just adding to overhead to try." He usually furnishes a bid out of courtesy, even if he has to borrow it from one of the other bidders and tack on a few dollars. Try, at least, to get reliable bidders, men who do approximately the same class of work.

In the competitive bid the owner often makes a mistake in assuming that the lowest price is going to be the cheapest. Be sure that all bidders are figuring on the same things. For this reason we suggested the listing. This should later be expanded into a letter or a file of specifications. You may need one of the bidders to help you write it if you are not employing an architect, but be sure to have a specification in order that bids be comparable and that you may be assured of redress if you deserve it.

So often have we in the building business heard the comment, "But he was much cheaper than you. He offered to do it for $2,100, and your price was $3,000." Upon investigation we discover that "he" didn't do what we had figured on doing, and that we could have made more profit doing it his way at $2,200, than doing it well at $3,000. When bids vary widely, you may assume that somebody forgot something, or that they aren't figuring on doing the same things. That is why a specification is a safeguard.

All bids should be in writing. They should read somewhat like this: "We propose to furnish all labor and material and to erect and complete the proposed Alterations and Additions to your Residence at ....., in accordance with the plans and specifications prepared by..... for the sum of .....

Signed: .....

5. *Do not sublet parts of the contract in order to save the builder's percentage.* Often an owner thinks he might be cute and save money by ordering the electric work separately or negotiating personally for the insulation, etc. This is almost never true. It also divides the responsibility when it should be concentrated on one man. The builder is in a better position to insist on a good job at a lower price than any owner.

6. *Do your part.* Not only is this a matter of paying the bill promptly, but of being coöperative and reasonable. Notify the builder or architect or both of any extras or changes promptly, and coöperate with them on selecting the color of paint, the pattern of linoleum, and other matters as they develop. This is mentioned because one occasionally comes upon an owner who appears to take a savage delight in creating obstacles that delay his own job.

And now, good luck to you! May your particular alteration or improvement meet with the success and economy of which you have been dreaming.

The modern lake shore house on our cover

[*Continued from page 30*]

a wide view of the lake is available, and copper screens on the inside permit opening all the windows.

There is no weeping willow on this scene, but the classic spirit is still evident in the strikingly designed railing which encloses the terrace and in the boxed-in cornice. They are both painted a brilliant yellow and the metal pipes which support the roof, and which have displaced the classic columns of yesterday, are painted a deeper yellow. A variety of flowers in long, low boxes enlivens the lake side of the house, while the grass terrace surrounding the summer house is set with brightly colored garden furniture for outdoor relaxation and sun bathing purposes. Completely

RED CEDAR SHINGLES *Weathered the Storm*

PHOTO BY HAROLD ORNE.

AMAZING RESISTANCE REPORTED IN NEW ENGLAND STATES

Eye-witnesses, who traveled over the New England states in wake of the appalling storm of last September, report that Red Cedar Shingles "stood up splendidly" . . . and in many instances, where other types of roofing were ripped from buildings, Red Cedar Shingled homes remained intact.

IT'S THE STRENGTH OF THE GIANT CEDARS

For every year of growth, there appears an annual ring of reinforcement and many cedars are hundreds of years old. Nothing shoddy about a Red Cedar Shingle—100 per cent genuine cedar wood from tip to butt—just as good and trustworthy today for modern roofs and side-walls as they were for the buildings of the pioneers. Good appearance, and stylish, with deep shadow lines and soft colors that harmonize with the foliage and the flowers. You will be proud of your home roofed and walled with genuine Red Cedar Shingles, and safe, too, built with this dependable material.

RESIST 200 MILE WIND ON MT. WASHINGTON

An official of the Mt. Washington Railway Company writes: "The Observatory buildings are shingled on the exterior sides and roof with Red Cedar Shingles. . . . The New England hurricane left the buildings at the summit unscathed despite a recorded five-minute average of 165 miles per hour of wind and an estimated gusty wind in excess of 200 miles per hour. . . . At the same time, however, we lost 2,300 feet of track trestle at an estimated loss of about $75,000."

INTERNATIONAL NEWS PHOTO.



THIS GARAGE ROOF FOUND A PLACE TO LIGHT

At Sachem's Head, Conn., on the seacoast near Guilford, and within one hundred yards of the shore, a complete roof was blown off a large garage without a single Red Cedar Shingle misplaced or the roof structure damaged in the least. . . . Note the home in the background, in perfect condition, built with walls and roof of genuine Red Cedar Shingles.

THIS HOME OF RED CEDAR SHINGLES TOOK A SWIM

An aerial picture of a stretch of the Bay front near Westhampton, Long Island, showing one of the many substantial homes roofed and walled with Red Cedar Shingles. *Though lifted from its former foundation, indicated by dark spot just above shoreline, the house remained intact.*

Red Cedar Shingles staunchly resist high wind, water and seismic disturbances. The unbeatable construction of genuine Cedar Shingles and lumber sheathing, applied and nailed according to specifications, have a matchless record extending back throughout the Long Beach earthquake, Ohio River flood, southeastern hurricanes, Texas hail storms, northern blizzards and the San Francisco disaster of 1906. Remember these facts when you build.

Consult your architect, contractor or lumber dealer for accurate facts about Red Cedar Shingles . . . or write the Red Cedar Shingle Bureau, Seattle, Wash., U. S. A., or Vancouver, B. C., Canada.

FOR GUARANTEED GRADES AND QUALITY, SPECIFY—

CERTIGRADE *Red Cedar Shingles*

Certigrades pass official inspection for grade and quality. U. S. Government standards.

CERTIGRADE Red Cedar SHINGLES ON ALL GRADES

Sold only by established lumber dealers.

GENUINE CEDAR NOT IMITATION

Do your chores CHEERFULLY ...let this revitalizing drink help you!

Every woman would *like* to enjoy doing housework. But, how *can* you when cleaning, dusting, caring for a family tire you, sap your energy? How? Thousands of women are finding the answer... a way to get easily through the daily grind of housework... by drinking COCOMALT!

Energize This Delicious Way!

COCOMALT is an *energizing* food drink. Mixed with milk, every glassful gives you, as a housewife, the equivalent of 1 hour and 30 minutes of energy for getting through the day. You'll find a glass at breakfast, another for lunch, helps lighten the daily round of household duties.

COCOMALT is low in *fat*, high in *energy*. Grocery and drug stores everywhere carry it. Have this refreshing food drink in your home ...for *all* the family! It's delicious, and it's especially good for those growing youngsters of yours.

Housewives! **Every glass of COCOMALT with milk gives you *1½ hours* of ENERGY* for housework!**

Energy by the glassful

* *The measurements of energy used in this advertisement have been estimated by applying the energy value of Cocomalt to the energy expenditures of various occupations as covered in "The Foundations of Nutrition" by Dr. Mary Swartz Rose, authoritative textbook in this field.*

modern in treatment, this simple type of outdoor structure could be readily adapted to many beaches and lake shores and fitted to accommodate sleeping, eating, and living requirements.

Housekeeping

[*Continued from page 45*]

came under my housekeeping duties. I was filled with surprised delight one morning to find my maid wiping it off from her perch on a borrowed ladder.

She gave me many jolts. She asked for the dinner menus in the morning. I had always considered them when starvation faced me. She suggested a beef pot roast with brown gravy. I felt so efficient ordering it "and a quart of brown gravy." Such chagrin!

No I didn't learn fast. Housekeeping was a situation that enmeshed me; I didn't approach it as a vocation, a job to study, to master, and to enjoy. It was simply a situation into which I haphazardly fitted myself without particular thought or effort.

When my two children were very young a friend sat admiring my living room. "It's lovely," she praised but added with a bit of Irish wit, "but how well I know your kitchen. It's medieval! In fact I don't believe you have a modern convenience in the house. I know you haven't a vacuum cleaner or a washing machine. But you will be buying another solid lace tablecloth soon. Whereas your guestroom bed! Of course the embroidered spread and the blankets and the puff are a symphony, but those springs! Once in bed they let you down so far in the middle that nothing less than a derrick can get you out." We both laughed, but later I thought over the conversation. I realized she had good-naturedly pointed out some truths. I remembered with disapproval her unpolished silver, a white tablecloth left dangling from the dining room table from one meal to the next, and with approval of her delicious food. And I began to realize just how much good housekeeping entailed, how many different questions and angles have to be considered.

I took myself to task. The practical angle was my *bête noire*. Instead of a painting for which I longed I bought a vacuum cleaner, a washing machine, and an ironing machine. I went through my kitchen equipment and found distressing gaps. As dinner parties were the entertainment in our town I decided to have dinner parties that were as well planned and as well executed as the most experienced hostess thereabouts. My cook was no good at salads and desserts. I took them over completely and I put headwork and effort on them. But it took a number of years for me to become conscious of the food I was eating after I had planned, ordered and helped to prepare it. I never knew what I had eaten at anyone else's table, the people were of so much more importance. Several times I completely forgot to have served a course over which I had labored valiantly. Eventually I trained myself to leave written menus in the pantry that omitted no details, and I worked out a buzzer code that greatly simplified the table serving. One long ring was "remove the course," two shorts "fill the water glasses," one long one short "pass the vegetables" and so forth. Surely nothing deadens a dinner partner's interest in his narrative more surely than to have his listener withdraw her attention while she goes into a huddle with a servant.

By the time my children were in school I was mistressing a fairly large home assisted by fairly competent help. Blessed with a craving for cleanliness I was none too orderly, so I took to making an inventory regularly of my linen, silver, and canned supplies. Facing more or less unused articles every so often gave me sudden inspirations for their use. I began to take a mild pride in my reserve larder so as not to be confounded by the unexpected. Then instead of having the gardener one day, the plumber the next, the car washed another, and so on, I had what I thought was a veritable brain wave. I lumped them all into one day and I stayed home to supervise them. Don't tell me that everyone else has always done that. I am still proud of that thrilling conclusion. I was somewhat shocked and decidedly surprised to discover how much there was for me to decide and that it took every moment of my time to keep them all going efficiently. To keep a group of people busy at their various jobs and their various needs supplied was a real job requiring diplomacy and some executive ability.

I LOVED it. It gave me an idea of the perplexities which confront the executive head of a business. But it didn't occur to me then that housekeeping *is* a business. However, I was surprised one year to find that I was beginning to encounter actual pleasure in some of my tasks. I was finding things that really interested me in housekeeping. I had always thought that the whole routine could be nothing more than a bore. Furthermore, I realized that it was the tasks to which I had given real attention, in which I had worked out some little trick or turn, that I enjoyed.

But I still ordered over the

telephone. I felt that I was unusually clever in the dispatch with which I shopped. After a breakfast tray in bed I spent an hour on the telephone. I did the major part of my shopping by that easy method. I had good clerks in good shops who did the footwork for me. And did I pay handsomely for that service! But from the days when I had been a bride prices had always been going up and I had no reason for realizing that prices had reached ridiculous heights. My training had been that quality was the all-important factor in any purchase. "The best always lasts the longest." I bought the best in the best shops, over the telephone.

I HADN'T yet realized that housekeeping should be a housewife's vocation when I began looking around for an avocation. I started working on short stories to fill my many leisure hours. Then came the depression. The business with which my husband was associated was closed. We moved to a different town and we were reduced to a very narrow financial margin. I had no servants. And not until then, until the depression forced it upon me, did I begin to keep house in earnest. I had to give up my avocation until I learned my vocation.

At first I bitterly resented the hours of hard work. The drudgery of housework was beneath my classical education. I would get a job even though I had always shuddered at the thought of that deadly office routine demanding that one get out from eight to five every day regardless. I started making applications for a job. Nobody had any use for my A.B. The world was full of experienced A.B.'s wanting jobs. Still I couldn't have a maid unless I could get a job to pay for her. What I was capable of earning would pay for an inexperienced maid and would liberate me from my menial household labor. My husband busy in a large organization and unaware of the problem I was mulling over in my mind said one evening, "I surely pity the girls working in our office. To cut down expenses stenographic help is reduced to a minimum. Those girls are driven mercilessly every day to get through the work piled on them. If they don't get through they stay after hours as they know a dozen people are waiting to snatch their jobs if they kick. It's terrific to work under such high pressure every moment of the day."

I weighed the drudgery of office work against that of housework. Housework is often heavier physical labor than office work but there is seldom reason for housework causing one's nerves to collapse. I considered the eight hours a day my husband put in at his office and in my most exaggerated figuring my housework never totalled eight hours *daily*. Also I could cheat terribly now and then when I chose and no one cared. I could take the entire day off if I wanted to, so housekeeping as a job, balanced against an office job, seemed to me to have some compensations. Also could I earn outside my home as much as I could save inside it? I was buying food, clothing, everything with attention to value, not quality. I had learned I could buy things too good for their purposes since the most inexpensive purchase will often suffice for the use to which it is to be put. I was earnestly trying to emulate the French women in my kitchen. I learned uses for every part of a celery stalk for instance, and I got on intimate terms with the cheaper meat cuts. I was striving to prevent waste anywhere in my household. The conclusion was forced upon me that during these lean financial years the money I could earn outside my home would hardly pay for the money those hours off my housekeeping job would cost me. Also "an ounce of prevention is worth a pound of cure" has always been a maxim that I've considered valuable in raising my children. You have to be on the spot to discover a cold in its beginnings or to treat an infection when it first starts. So I finally stopped bewailing my fate and took on housekeeping as a regular occupation—nay, a vocation.

UNDER housekeeping come so many headings. There is always that endless task of keeping the house clean, orderly, aired, and imbued with the atmosphere you want your home to have. There are the laundry, the meals, the mending, and the purchasing. And that idea of atmosphere entails so much in itself. It necessitates gardening to have flowers about inside as well as out. It means painting the garden furniture to preserve or freshen it, painting old things to bring them into the ever-changing trend in interior decoration. It means refinishing furniture and recovering worn out upholstery. It means just one unexpected task after another if you are willing to use your hands, strength, and ingenuity to that end. Of course I don't do it all without help. That's a very secret racket of mine. When one of my progeny looks upon something I am doing with interest I allow him to take a hand. If he becomes really interested I move quietly out of the picture while he takes over. If the interest is lukewarm and I am anxious for help I offer pay. They earn their spending money this way. They have few set tasks but they do many, some because they see me at them

Climax for a company dinner

PARK LANE PEACH PUDDING

2½ cups canned fruit juice and water
4 tablespoons Minute Tapioca*
½ cup sugar
¼ teaspoon salt
1½ cups diced canned peaches
2 tablespoons lemon juice

Combine fruit juice and water, Minute Tapioca, sugar, and salt in saucepan, and mix well. Bring mixture quickly to a full boil over direct heat, stirring constantly. Remove from fire. (Mixture will be thin. Do not overcook.) Add peaches and lemon juice. Cool, stirring occasionally—mixture thickens as it cools. Chill. Serve in sherbet glasses with plain or whipped cream. Serves 6 to 8. All measurements are level.
*IMPORTANT: Use genuine Minute Tapioca in this recipe for perfect results.

NOTE: Canned apricots, plums, or prunes may be used in the above recipe, using just 1 tablespoon lemon juice.

● For a perfect fruit pie secret, use Minute Tapioca. Your filling will be juicy as can be, yet never runny. And the crust won't be soggy. See directions on package. →

Send now—for a

FREE Brand-new cook book of 58 miracle-working recipes! Address General Foods, Dept. A. H.-2-39, Battle Creek, Mich. If you live in Canada, address General Foods, Ltd., Cobourg, Ont. This offer expires Dec. 31, 1939.

ZIM JAR OPENER

Patented

"Opens anything that wears a cap"

Jars (including Mason jars), Glasses, Bottles, Cans, with screw caps, pry-up caps, friction caps, vacuum caps, crown caps.
(Also tightens screw caps)
This is a wall fixture—swing it up when you want to use it, or down when you want it out of the way—it's always in place.
There are no adjustments to make. Made of steel for lifetime service. Lasting silvery finish. $1.00—Chromium, $1.25—Guaranteed.
If your dealer cannot supply you, order direct.

Screw Cap

ZIM MFG. CO.
3039 Carroll Ave., Station D, Chicago, Ill.

KEEP WIRES OFF FLOOR!

8 FOR 10¢

JUSTRITE PUSH CLIPS

Loose wires cause accidents. Justrite Push Clips hold radio, lamp and telephone wires neat and safe. Easy, no tools. Only 10c for card of 8 in cord-matching colors at Electrical, Hardware, Dept., 10c stores. If your dealer down't have Justrite Push Clips send us his name & 25c (coin or stamps) for three 10c cards.

JUSTRITE MFG. CO., 2072 Southport Avenue Chicago, Ill.

Kitchen Plan Book... Designs Selected from Hundreds of St. Charles STEEL Kitchens

Practical ideas for *your* kitchen abound in this Plan Book of selected St. Charles kitchens designed by experts... illustrating efficient arrangement of cabinets, sinks, counters, range and refrigerator for "L" or "U" or straight line kitchen layouts. Ideas adaptable whether kitchen space is large or small, narrow or square... for new homes or remodeling. Study of these plans will help decide *your own requirements.* Write for Kitchen Plan Book AH-1.

St. Charles STEEL KITCHEN CABINETS

SEND FOR FREE PLAN BOOK

St. Charles Mfg. Co.
St. Charles, Illinois
Please send free copy of Kitchen Plan Book AH-1.

Name_____
Street_____
City State

and want to try their hands, others because they want the money. Often I would have to employ an outsider for these tasks for which I pay the family, so I pay them what their labor is really worth to me, not what I might chisel the wage down to. A few extra dollars help their bank accounts and their acquisitive instincts. Besides, how nice to have a garden plot spaded up the very evening you bring home bargain seedlings, instead of having to wait to get a gardener in the next day! And I hope that as their help simplifies life for me, so their knowledge in doing things will simplify and enrich life for them.

HOUSEKEEPING as a vocation entails the handling of a lot of money. A wealthy woman at the head of a large home directs the spending of a sizable sum, but it is a small proportion of her husband's wealth. It is strange, on the other hand, to realize that the women of the lower financial strata often have more money invested in a home and its equipment than their husbands have in their small businesses. The women in the laboring classes handle practically the entire income. But how many women take the business end of housekeeping as seriously as they expect their husbands to take their business investments or the holding of their jobs? I am afraid many women, like me, simply find themselves enmeshed in a situation instead of intelligently taking up housekeeping as a vocation.

To me this financial angle became one of the most interesting parts of housekeeping. I found that the most satisfactory way for me to handle funds was to go on a cash basis. It keeps me thinking about the value of my money which I am inclined to forget. It amuses me to compare my astuteness in buying with the astuteness of the merchants with whom I trade; to buy in the season and from the merchant giving me the best value; to estimate in canned goods the proper quantity at the propitious buying time. In green vegetables and fruits I buy unblushingly the bargains in season. In meats, oh that problem of all problems! I've served ground round steak in its varied garbs until I fairly shudder at the stuff in the raw. We now hardly know those three luxuries, chicken, porterhouse steak, and lamb chops, even by name on the printed page, so far have they withdrawn into the golden era of the past. But this first-hand contact with foodstuffs has not only taught me much concerning values, it has been a valuable aid in helping me to vary menus, for I am always making the acquaintance of new combinations and products. And when I consider the thought my merchants put into *their* buying, displaying, and selling, I realize that the routine headwork which housekeeping demands of the housewife, in her buying and consumption of those products, is not so unwarranted a task after all. They are really two businesses with similar set-ups, for the housewife, after purchasing them, must prepare her wares attractively to insure ready consumption.

So after considering the advantages of my vocation I cease being resentful—well almost—regarding the hours and the drudgery that housekeeping demands and cheer myself along with the knowledge that I am not bound to a rigid eight-hour routine. I do, whenever my fancy dictates, attempt tasks that arouse my interest such as painting, refinishing or upholstering, writing or gardening, and I feel so virtuous when my attempt is successful and I have "made" that extra money. I certainly couldn't experiment with anyone else's time so flippantly if I were on a salary in an eight-hour a day job. Of course I have seen some of those housekeeping plans, "budgeted hours," printed for just such impractical souls as I, but they meticulously allow something like fifteen and two eighths minutes for kitchen work a day. Silver cleaning and woodwork cleaning. shelf cleaning and the basement stairs are one or all ignored, while such experimental tasks as I have just mentioned above are never considered. So I find that those little charts leaving one with heaps of extra hours aren't for me. The author of a recent best-seller, who intimates in the opening pages of his book that the machine age has reduced housework to a joke, must be a bachelor born and bred in hotels. I've never found an invention to clean silver or woodwork; neither do I find the required labor a joke.

STILL I am not lamenting the fact that when I chose my husband I acquired the vocation of housekeeping along with him. It took me a goodly number of years to recognize it as my vocation and to ponder it with serious interest, to value its advantages against those of another type of job, and to conclude that mine has its advantages, to put actual brainwork into housekeeping, and to derive satisfaction and pleasure accordingly. I no longer regard my housekeeping simply as a series of menial chores; I consider it a job that demands creative ability and original thinking in abundance along with a fair heap of routine work. And most important of all, I believe, a close association with my children has given me an intelligent and tolerant understanding of each individual's capabilities and interests.

New toys for babies

ADORABLE WALT DISNEY ANIMALS



A SQUIRREL

A BUNNY

A CHIPMUNK

©W. D. E.

EASY TO GET—for each toy, just send labels from any 3 cans of Libby's Baby Foods and only 25c. Order today. Use coupon below.

• Each of these Walt Disney Animals comes to you in a sterilized package—all cut out and sewn together—ready to be stuffed with cotton. Colored with safe, vegetable dyes. Washable muslin.

Libby's Baby Foods

Libby's Baby Foods are prepared in a special way to make them *extra easy* for tiny babies to digest. First these selected vegetables, fruits and cereal are strained. And then they're put through an exclusive process of *homogenization** which makes them finer and smoother in texture than the most careful sieving.

Ask your doctor when *your* baby can begin to eat Libby's extra-easy-to-digest Baby Foods. Offered in nine different varieties.

* An exclusive Libby process that completely breaks up cells, fibers and starch particles, and releases nutriment for easier digestion. U. S. Pat. No. 2037029.

COPR. 1939, LIBBY, McNEILL & LIBBY

Order Your Baby's *toy* Today

Libby, McNeill & Libby, Dept. AH29 Chicago. I have checked below the animal toy (or toys) I want. For each toy ordered, I enclose three labels from Libby's Baby Foods and 25c.

☐ Squirrel ☐ Bunny ☐ Chipmunk

Name_____

Address_____

City_____ State_____

Grandmother's butt'ry

[Continued from page 40]

placed in the crock (a deep one) with a cup of sugar and a similar amount of water, and baked long and slowly—like beans (yes, Grandmother baked those too!). It was the long baking that gave it its color, to say nothing of its rich, wine flavor. It was served at supper in Sandwich glass sauce dishes with plenty of cream.

Perhaps there was a shallow pan of pumpkin-apple bread which had also been in the oven all day and which, when cut, would reveal slices of apple of the same reddish hue as the sauce. I wonder if anybody makes pumpkin-apple bread nowadays—or even knows what it is! It was made with yellow corn meal, pumpkin, apples, flour, molasses, milk and soda—and baked all day.

In the days of which I write, afternoon tea was not the custom (in the country, anyway), but Grandmother and her neighbors were not lacking in hospitality either; for an afternoon caller was served a slice of pound cake and a glass of elderberry or dandelion blow wine. Hence there was always a loaf or two of pound cake on hand.

Twisted molasses doughnuts, "figure eights," also were one of Grandmother's specialties. I believe Grandmother did not roll out the dough, but rolled portions in her palms, as she did the jumbles, then twisted them and fried in deep fat. However, my mother, who also used this recipe, turned the dough onto a floured board and rolled smooth, cutting long strips about one inch wide which she proceeded to make into "eights." Grandmother's method has two advantages, it seems to me: it is much less work, and the dough can be kept softer, which is essential to good doughnuts.

THE mysteries of the "further butt'ry" I seldom penetrated, though the place was by no means unknown to me. This room, more or less darkened, opened from the first butt'ry and had been, in Grandmother's childhood, a milk room. Shelves lined three of the walls and bore the marks of much honest scrubbing. There was a door leading from this room to a wooden platform outside where Great-grandmama did her churning. How convenient to carry the shining pans of yellow cream from the shelves to the churn and what a pleasant spot in which to carry on one's household labors on a summer day—the cool north side of the house, under the spreading butternut trees with chattering chipmunks for company!

In this cool, shadowy, erstwhile milk room were kept many delec-

OH WHY CAN'T I BE SURE HOW MY CAKE WILL TURN OUT?

Perhaps Aunt May's advice will help solve your baking problem, as it did Helen's

"Listen to me, Helen—you'd save yourself a lot of worry and be more certain of success when you bake, if you used a *steady action* baking powder, like Royal."

"You see, Royal, made with Cream of Tartar, has a steady baking powder action that promotes a close, even texture. This fine texture makes cakes more delicious. They stay fresh longer, too!"

"It only takes about 1¢ worth of Royal for a cake—while your other ingredients cost 30 to 40 times that much. Isn't it foolish to risk them when dependable Royal costs so little?"

These photographs of cake, magnified, show why the action of baking powder is so important to success in baking.

STEADY BAKING POWDER ACTION

This is the normal result of *steady* baking powder action. Note the delicate but firm grain and fluffy texture of this cake. It will retain its moisture and delicious flavor—stay fresh longer.

UNEVEN BAKING POWDER ACTION

See how an uneven baking powder action may ruin texture by breaking down the tiny cell walls... make it coarse... crumbly. This cake will dry out—lose its flavor—get stale more quickly.

SOMETHING YOU SHOULD KNOW!

ROYAL is the only nationally distributed baking powder that is made with Cream of Tartar—a pure fruit product from luscious, juice-heavy grapes. ROYAL leaves no "baking powder" taste. Ask your grocer for ROYAL when you buy baking powder!

A HELPFUL COOK BOOK—FREE!

If you bake at home you should have a copy of the Royal Cook Book which tells you how to make delicious cakes, biscuits, muffins and pies. Send your name and address to Royal Baking Powder, 691 Washington Street, New York City. Department 92.

Copyright, 1939, by Standard Brands Incorporated.



For an economical, cleansing gargle, use a solution of our Baking Soda (pure Bicarbonate of Soda) one to two teaspoonfuls in a glass of water.

When Bicarbonate of Soda is prescribed for indigestion, acidosis, common colds, our Baking Soda (pure Sodium Bicarbonate) gives full effect.

Buy two packages of our Baking Soda at a time. Being pure Bicarbonate of Soda, it's economy to keep it in the medicine cabinet and in the kitchen.

ARM & HAMMER and COW BRAND BAKING SODA Are Identical

Mail the Coupon

CHURCH & DWIGHT CO., Inc.
10 Cedar Street, New York

Please send me Free Book, describing uses of Baking Soda, also a set of Colored Bird Cards. W-16

Name_____

Street_____

City_____ State_____

(Please print name and address)

table things in jars and bottles. I well remember a fat Bennington crock (I didn't know it was Bennington then) which contained peaches preserved "pound for pound." I had a special interest in those peaches aside from the pleasure of eating them, for they were gathered from trees in what was called "the old peach orchard" which my own father had set out some years before. A smaller crock contained spicy grape ketchup, and still another, sliced sweet tomato pickle (I have yet to taste any as good!) This is the way it was made: Seven pounds of ripe tomatoes (hard), three pounds of sugar, one quart of vinegar, one ounce each of whole cloves, allspice, and cinnamon (in bags). Boil sugar, vinegar, and spices together and pour on the tomatoes. Let stand overnight, then scald again. Repeat this procedure. On the third day boil until thick as desired.

On the butt'ry shelves were bottles of sparkling cherry cordial, dandelion blow, and elderberry wines. Perhaps the making of the cherry cordial would interest you. The black cherries were used (not choke cherries), and these were always hand-picked so they would not be bruised. Half fill a gallon jug with the cherries, fill to the top with alcohol and cork tightly. It should stand at least three months—longer will do no harm. For use, bottle as follows: Into a quart bottle pour a generous pint of the liquor drained from the cherries, then fill the bottle with a thick, hot sugar syrup. This should stand several days before using. Additional cherry syrup may be added if too sweet.

Little squatty jars of spiced black currants (why don't more people grow black currants, I wonder!) and glasses of wild grape jelly, lovely, amber Porter apple, and other kinds were found on those shelves. That gnarled and ancient Roxbury Russet tree which grew by the stone wall separating the orchard from the mowing, always contributed its fruit to the making of apple butter. Other varieties may be used for this purpose, but for some reason Grandmother always preferred Russets. The apples were pared, sliced, and cooked slowly for hours on end in sweet cider and spices, until the mixture was rich, dark, and thick. If this should "catch on" to the bottom of the kettle, the whole batch would be spoiled, so somebody always had to sit by and stir constantly during the last hour of cooking. My mouth waters even now for a slice of bread and butter spread generously with it!

At least passing mention must be made of Grandmother's mincemeat. Each year a day in early November was given over to the rites of concocting it; and everybody who sank teeth into a wedge of one of her mince pies demanded the recipe. But I am very sure nobody ever produced mincemeat quite like Grandmother's! It had an elusive something which takes more than a recipe to supply. However, here is the "rule": Three pounds of meat, three times the quantity of chopped apple, one pound of suet, one half pound of currants, and the same quantity each of small raisins and sliced citron, one fourth pound each of candied orange and lemon peel, two lemons, two oranges, one heaping desert spoon each of clove, cinnamon, nutmeg and allspice, one half teaspoon of mace, eight cups of brown sugar, three tablespoons of molasses, two tablespoons of salt, one cup of cider and a half cup of the best brandy. Of course this makes a very large quantity, but it keeps perfectly for a long time. Grandmother always stored hers in a big stone crock which was kept in the "further butt'ry."

How much more color, fine flavor, and sparkle there was to living in those other days! And the joy of creation played its part too in the health and happiness of the family. Grandmother took great pride in her strawberry preserves, for instance—fine plump berries preserved whole and swimming in their thick syrup. When accompanied by fluffy buttermilk biscuits, homemade butter, and Dutch cheese—well, what more could one ask! And all the product of her skillful hands.

It has been said that "We live in an age which may well be called the age of the purveyor, and if we continue traveling along the road which we have entered, the time cannot be far distant when it will be held ridiculous to make anything at all ourselves." Heaven help us if such a time ever arrives! While such remarks savor of cynicism perhaps, still I am glad that *my* grandmother preceded the age of bridge and automobiles! And I am very sure that the shade of my childhood haunts her butt'ry to this day!



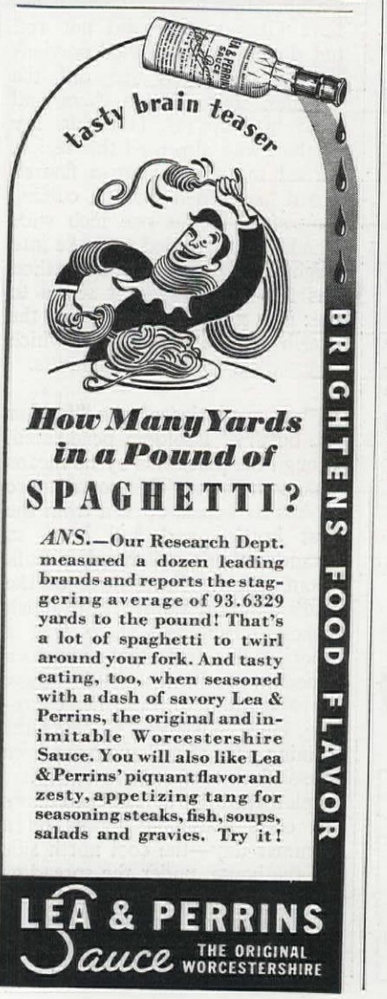

Right from Our Own Kitchen

What's new on our cupboard shelves

We have had so many new and interesting food products to try out in our kitchen lately that we must tell you about some of them. 1. General Mills Inc. has a new corn cereal which is decidedly different and which is sure to find its place on the breakfast menu for the whole family. The little round balls, toasted golden brown, are simply delicious served with just cream or topped with sliced bananas or other fruits in season.



1. *F. M. Demarest*

2. The answer to delicately colored icings and sandwich fillings will be found in a new set of bottles of food coloring. A tiny hole in the mouth of each bottle permits only a little coloring to come out at once so there is no danger of using too much. Colored caps on these bottles identify the colors at a glance. Red, green, blue, and yellow are the ones included. This set is made by the Joseph Burnett Company.



2.



3.

3. Perhaps you are in need of something either to fill that empty space on an hors d'oeuvre tray or to serve with the salad course. The answer in either case rests on two delicious new crackers. Beechnut Cocktailettes are flavored with either cheese or caraway seeds and are packed in tightly sealed Cellophane cases. The National Biscuit Company makes those new, crunchy little pretzel wafers which are good just as they come from the package or they may be topped with a tasty spread if desired.

4. To serve at the end of a busy day, Prudence Roast Beef Hash comes prepared all ready to heat and serve. A one pound can will serve four people. The proportion of fresh roast beef to potatoes seems to be just about right and the ingredients are chopped fine to give a pleasing texture. The seasoning has been kept rather mild and so can be easily adapted to individual tastes. The hash may be either turned into a casserole and heated in a hot oven or it may be turned from the can, sliced, and fried until brown.



4.

5. If you like foods to be decorative, sprinkle a few Domino Colorettes on your frostings, cookies, or candies to give that added finishing touch. Children should delight in finding these tiny sugar crystals in assorted colors on puddings or ice cream.



5.

6. With a new corn muffin mix by the Flako Products Corporation, the muffins can be made in a very short time, since only egg, milk, and fat need to be added. The muffins are slightly sweet and very tender. The package makes about twelve small muffins.



6.

BAKED TUNA IN BELL PEPPERS...
TUNA AND TOMATO SALAD...
DAINTY TUNA SANDWICHES

How's that for a tempting trio?



Who could resist such flavor lure? Just heap DEL MONTE Tuna on crisp lettuce. Surround with sliced tomato, egg, lemon. You'll say it's simply grand!

And they just go to show how *easy* it is to glorify even simple dishes. Start with DEL MONTE Tuna, and you are *sure* of a flavor success.

For DEL MONTE brings you only the smaller, more tender tuna. Fine-grained pieces, skillfully packed. Firm—but easy to flake.

And how you'll enjoy its exquisite flavor! So delicious, each taste will suggest a grand array of treats.

Salads, of course. Quick but nourishing main-course dishes. Sandwiches, too—for family or guests.

Whichever one you serve, next time try DEL MONTE Tuna. Compare it with other tunas. And judge for yourself!

What a break to find a dish so tasty, thrifty, easy! DEL MONTE Tuna, crumbs, tomato sauce. Dot with butter. Bake in bell pepper.

Make a hit with DEL MONTE Tuna sandwiches when you entertain! Add lemon juice and mayonnaise for extra zest. Shredded carrots for color.



DEL MONTE Tuna comes in 3 can sizes — 13 oz., 7 oz., and 3½ oz.

Just be sure you get

Del Monte Tuna

FOR FINER FLAVOR IN EVERY TUNA TREAT YOU SERVE

A VALUABLE HINT FROM BRER RABBIT

BAKED BEANS
TASTE MORE DELICIOUS WHEN YOU ENRICH THEM THIS SPECIAL WAY



HERE'S THE SECRET!

HOME-BAKED BEANS: Follow your usual recipe, but, instead of sugar, use Brer Rabbit Molasses. To one quart (4 cups) of dried beans, use from 2 tablespoons to 1 cup of molasses, according to taste.

CANNED BAKED BEANS: Add two tablespoons of Brer Rabbit Molasses to one can of baked beans before heating. Serve hot.

Home-baked or canned—baked beans have extra goodness when you add the old-plantation flavor of Brer Rabbit Molasses.

Brer Rabbit is made from freshly crushed Louisiana sugar cane. That's why its flavor is so rich and full bodied.

FREE! Brer Rabbit's famous book of 100 recipes for delicious gingerbreads, cookies, cakes, puddings, breads, muffins, candies. Clever menu ideas. Address: Penick & Ford, Ltd., Inc., New Orleans, La., Dept. A-3.

Name_____

Address_____
(Print name and address)

NEW IDEAS in crochet!

A New Book of Tablecloths and Luncheon Sets

Here's a book worth its weight in gold! Everyone who crochets will want "Table Topics." New designs for table, tray and tea cloths. Lacey patterns, modern filets, striking borders and doilies . . . all at their loveliest made of J. & P. Coats and Clark's O. N. T. Best Six Cord Mercerized Cottons. Buy this book at your favorite store for 10¢ . . . or use coupon below. Also send for "A Bookful of New Edgings" and our new book of "Bedspreads."

CLARK'S O.N.T. J. & P. COATS
Best Six Cord Mercerized Crochet Cottons

THE SPOOL COTTON COMPANY
Dept. 182, 350 Fifth Ave., New York, N. Y.

Please send me the following at 10 cents each:

No. 123—"Table Topics" (quantity) . . . . . .

No. 122—"Bedspreads" (quantity) . . . . . .

No. 109—"A Bookful of New Edgings" (quantity) . .

I enclose . . . . . cents in stamps . . . . . coin.

Name . . . . . .

Address . . . . . .

Dinner for eight

[*Continued from page 46*]

to think of home with longing.

If you analyze this timing, you will see how very clever it is all along the line. In the first place, Adelaide has time to collect her wits, dress up in all her finery, and make a last minute survey of the kitchen, dining room, and living room after her children have been settled for the night. There is no consternation in the kitchen over late guests because the prolonged cocktails give plenty of leeway. The maid doesn't care whether she finishes her dishes at 9:30 or 10:00—the evening is ruined anyway. And all the eating and drinking of the party, the really obvious aids to sociability, are not over in the first hour, but continue until after ten when highballs are consumed. These carefully timed dinners inevitably break up an hour or so later than the informal species, which in itself is a kind of guarantee of success.

Some women seem to have a flair for atmosphere, but good food and drink at a modest cost is a matter of cold intelligence. If you expect to produce a real dinner for one dollar a person, you must keep an eye on the price of every detail. It is surprisingly easy to neglect the obvious little economies which help reduce the cost of a dinner without detracting from its appearance. Nuts and candy are among the expenses for which there is an easy substitute. Spanish peanuts and toasted soy beans are cheap and have an air, and a chocolate coating just about trebles the price of after dinner mints. Jelly and relishes often add a lot to the meat dishes I am going to suggest, but they aren't necessary unless you can make them inexpensively and deliciously in the summer. Spiced and brandied peaches happen to be my favorite homemaid addition to any dinner, for example, but every woman has her own specialties.

Fresh rolls, cheese sticks, de luxe crackers are all expensive, and if indulged in add a good dollar or so to the cost of a meal. With some planning, bread can be substituted at every course with no loss of style. For soup there are croutons and buttered crumbs passed in a bowl; the main course needs no bread, and with the salad you can serve melba toast, strips of buttered toast, and toasted common crackers split in half, with or without cheese. When it comes to dessert, cookies are cheaper than cake, and the best dinner cooky that I know of is also fortunately the least expensive—the common refrigerator cooky in one of its many forms, very thin and crisp.

A party meat that doesn't absorb a lion's share of the budget is one of nature's rarities. Of course, it is always possible to give dinners on Friday, but that becomes monotonous after a while. At a dollar a person for everything the meat can't cost more than two dollars for the whole party. That at once rules out chicken, duck, tenderloin roasts, squab, and any of the obvious dinner party choices. The decorative kind of meal you are setting out to give eliminates leg of lamb and roast beef unless served in very recherché ways. What is there left? Lamb kidneys are cheap, delicious, unusual, and capable of being served in many ways. Various good cuts of veal, another comparatively unusual meat, are favorites with Europeans because of their delicate, tender flavor but inexpensive, if unappreciated, on this side of the Atlantic. Perfectly cooked veal will often fool the unwary into thinking that their meat is chicken. Good tongue is a real treat. Occasionally it is possible to buy the small end of a beef filet at a much reduced price. If you expect to roast it and serve with a mushroom sauce, have the butcher roll and lard it. If you want individual steaks on rounds of toast, shape and trim them yourself and bind with bacon held in place by a couple of toothpicks.

Suitable vegetables are easier to find. In the starchy line there are potato balls with parsley, rice, and its superior cousin brown rice (not wild rice at heaven knows what price). Among green vegetables, sliced string beans, broccoli with or without sauce, carrots and peas mixed, Italian squash, and molded spinach are all inexpensive and yet dressed up in appearance. For salads I like mixed greens with French dressing; lettuce is the cheapest base with a judicious and variable admixture of endive, chive, thinly sliced alligator pear in season, chicory, and other greens.

MANY dessert problems are solved by a good mold. A melon mold plus a little liqueur in the sauce is guaranteed to give a party aura to many gelatin and custard puddings. However, my personal preference is for fruit, and so I have included in the selection on pages 48 and 50 several of my favorite fruit recipes.

When it comes to menu making and that last perfection of cooking and serving which is required of simple party foods I have my own secrets. I keep all my dinner party recipes in a special card catalogue. Then when it is time to make out a new menu I have all my ideas on hand. At the back of the box is a series of cards devoted to dinners of the past, their

Your 212 Basic Recipes

The AMERICAN HOME Testing Kitchen has just finished going over all of the recipes that have ever been published in The AMERICAN HOME. Each has been retested for accuracy, simplicity, and delicious flavor. Out of the thousands of recipes which have thus been tested, 212 basic ones have been selected. Each has been illustrated and each reprinted for use in your Menu Maker.

Needed by Every Housewife

These 212 Basic Recipes are a necessary culinary foundation for every housewife. They give you an assortment of recipes and rules for making breads and pastries of all kinds, for roasts and fowl, for fish and soup, for cooking vegetables and making salads.

They are not the ordinary kind of recipes, but are new and different—just the kind that will enhance your reputation as a good cook.

Each of these 212 Basic Recipes is so printed that it will fit exactly into your Menu Maker. On the front is the recipe. On the back, an illustration showing exactly how it should look when ready to serve.

50¢ Complete

The American Home
251 Fourth Ave., New York

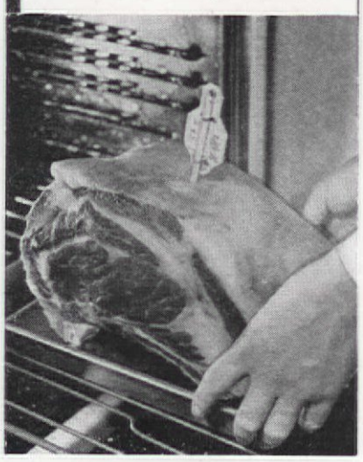

dates, the menus, the guests and seating, the accessories such as drinks, and comments if any. I add to my collection of suitable recipes, and make a point of learning how to cook three or four new dishes a year. I can cook all my dinner party dishes myself, although I may not be so good on everyday fare. Then, when I have a new maid or if the present incumbent is more noted for character than for culinary talents or if I am maidless temporarily, I can still entertain at dinner with assurance.

When I am deciding on a menu I allow fifty cents for soup, canned or home made, two dollars or less for meat and potato, sixty cents or more for a vegetable, sixty-five cents for salad, seventy-five cents for dessert, one dollar for incidentals such as that extra pound of butter, a jar of cream, and nuts, and $2.50 for drinks. It sounds an ample allowance, but it requires iron self-control when purchasing not to exceed the limits. If by any chance I find myself dallying with a more expensive meat, I abandon the salad and serve a three-course dinner without a qualm. By keeping within my budget this way I can entertain as often as need be with a clear conscience and have great fun as well discovering new recipes and creating new menus within my strict limitations.

Fun and fancy in the kitchen

[*Continued from page 44*]

as softly grayed colors that suit our tastes. Such a loose weave of tan, brown, and dull green is the cloth which we put under a long wooden butter bowl. Green spring onions, white round onions, a jade melon, and a glossy avocado were thrilling, and as we played with them we saw right away Moses among the bulrushes. We tried making a face for Moses, but that realistic touch destroyed the dignity of these beautiful shapes which were suggestive enough alone. But we did make a halo of a shallow brown pie dish filled with silver-skinned onions for Moses' head.

As a rule, wood and vegetables and pottery go best with coarsely woven cloths while fruit and glass are more elegant and more appropriate to damask and very fine materials. However, when one makes a little story arrangement such as our Sultan with his Harem, where the sultan is an avocado, his hat the bottom half of a turnip with turnip peeling for arms, standing near a broccoli tree on a "beany" beach, the centerpiece is exotic and sophisticated and belongs in a setting of fine

Try this modern kitchen WORK-SAVER

No trouble to keep your stove shining. Wipe it with an absorbent ScotTowel after every meal.

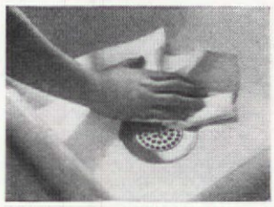

Wipe scraps out of your sink with a fresh ScotTowel. Throw them away—ScotTowel and all!

YOU reduce dishwashing time by scraping plates with ScotTowels. There's no need to change the water—no greasy ring around your sink to be scoured!

And there's no frantic searching for a cloth when something spills. You reach for a ScotTowel—wipe up the mess and throw the ScotTowel away. Every kitchen task from draining fried foods to wiping floury hands is made easier, quicker with ScotTowels!

You revolutionize your kitchen work when you install handy ScotTowels!

At grocery, drug and department stores—2 big rolls—300 strong, white ScotTowels—for 25¢, or mail coupon.

SCOTTIE WASTEBASKET 2 BIG ROLLS AND RACK 50¢

Copr., 1939, Scott Paper Company

SPECIAL INTRODUCTORY OFFER TO NEW USERS

Scott Paper Co., Chester, Pa. Send us 50¢ (money or stamps) and you will receive postage paid: 2 rolls of ScotTowels and 1 enameled fixture, plus an attractive blue Scottie Wastebasket absolutely FREE.

Check color of fixture desired: ☐ ivory ☐ pale green

Name_____

Address_____ A-2-39

This offer applies only to the U.S. and its insular possessions

It's Child's play...

to find the dealer

Young or old, you can find the dealer you want quickly . . . conveniently in your Classified. When you want to buy, use this helpful buying service.



Note reference to Classified in Johns-Manville advertisement on opposite page

linen and crystal. Though we grouped the harem about the sultan for the center of the table, they could also be effectively placed, one at each cover, as supports for place cards.

Another elegant arrangement is our fairy princess who rides so airily on the curve of a honeydew melon which just fits the bowl of a lovely black swan. The cloth is a fine clean yellow and we placed the swan along the colorful stripes which were suggestive of waves and water.

So many common things about a household are interesting if you happen to look at them with the right slant of eye. We have even used caster cups, and after playing with them a long time, discovered we could make a fascinating star. First we circled a large glass coaster, and then two by two pointed out to five little red candle cups. These decided us on a color scheme of red and green. So we put in the center two pomegranates fastened to a single stem. In the circle cups were bright green limes and those in the points held cranberries. We still needed another little touch of green and more variety in sizes which suggested a few green peas scattered among the cranberries. We put all this on our pomegranate cloth and gathered in the plaudits.

Turning things upside down is one of our hobbies. It is amazing how unusual various ordinary dishes or vases become when they are turned upside down. A friend had a beautiful set of turquoise dessert dishes. We borrowed them and found that when we turned one upside down upon another, the stems and all made a most effective pedestal for holding aloft a coconut or big spanish onion. Plasticene is the secret to this. It molds so easily, is an unobtrusive color, and makes things stick or stand without the terrifying danger of a tumble in the midst of a party. Nobody knows how many broken dishes would result if a coconut precariously balanced aloft got loose.

Most of us have tucked away odd wedding presents and exotic vases that tempted us in weak moments. Bottles on the sideboard are enticing. For an especially jolly party we gave them heads and dressed them up. On two limes and a kumquat we drew faces with pen and ink and attached these to the corks with plasticene and toothpicks. Long peelings of orange made the arms, also "picked" on. The magic of the ludicrous trio gave our room the right amusing tone and the party was all we had hoped.

After such adventures as these, one can never again observe the fruit and vegetable bin with strictly utilitarian eyes. Of course it may not make for efficient housewifery if the cook turns fanciful at sight of a glossy pepper and sees it as the handsome cloak of a new sultan instead of an ingredient for the salad. But if it's fun for us and our friends, why not let the kitchen be romantic?

"So you're my Pal"

"Listen, my very good provider, in my own smart way I've been checking up, and I find there are many things in this house we could never replace if burned or stolen *that are not insured.*"

"BUT I'M A BUSY MAN . . .

"You know how it is. I *want* to protect everything we own but every time an insurance man calls I'm up to the gills in work. I wish *you'd* take care of the insurance. After all you know more about the house — you know better what things are worth. Please do it and be

THE MOST WONDERFUL WOMAN . . ."

Well, she did. She read our free booklet "Insurance for the Home" and got some amazing information that every home owner should have. And after following the booklet's advice she was able to get better insurance than her husband got — and at a lower cost.

Get your copy of this booklet Now

The
EMPLOYERS' GROUP
110 Milk St. *Boston, Mass.*

Gentlemen: Send me without obligation your booklet, "Insurance for the Home"

Name.....

Address.....

September Island

[*Continued from page 28*]

of comfort and security with just such equipment as we could carry on our backs. We were willing, however, to substitute bunks in a real log cabin for the browse beds and tents, but refused to give up our outdoor kitchen with its big fireplace, the "pan-tree" on which we hung all kinds of cooking utensils, the seats of solid rock, the army mugs and mess-kits, and the many other crudities which make camping in the woods so different from city life.

So our cabin contains no kitchen. We also, deliberately, made no provision for a bathroom. We bathe and wash at the lake shore, and anyone wanting privacy can choose his own little cove for his ablutions. A peculiar rock formation not far from the cabin was easily transformed into a kind of Chick Sale affair. We suspect that as we grow older we may tire of some of these delightful hardships, but in the meantime we refuse to "go citified or sissified."

The plan of the cabin is original and, in some respects, unique. It was intended to furnish a maximum of bunk room and a reasonable degree of bunk privacy without giving over too much floor space for sleeping quarters. The main part of the building is, in effect, one large living room. Short log partitions, built into the outer walls, subdivide it into three portions. Curtains close the very wide doorways between the two alcoves and the central living compartment. The short partition opposite each bunk furnishes a place for clothes-hooks and a shelf or two for the personal effects of the occupant. Beneath the large windows at the ends of the main room are chests of drawers. The bunks may be single or "double deckers," so, although small, the cabin may be made very commodious. A small room behind the fireplace is at present the master bedroom, but could easily be converted into kitchenette and bath. The porches on either side of this room are convenient for storage of firewood, etc.

Here are a few of the details of construction that we think noteworthy. Because there were abundant small, straight, white pines on the island we built the

How to *Stop that Thief!*

by Crawford Heath

Proving That You May Be Robbed For Years —And Never Know It

UNFORTUNATELY, we're seldom warned in advance of a crime. That, if nothing else, makes this story unusual.

The house in this case is no different in construction than yours or mine. It has no secret sliding doors—nor is it haunted. To the casual observer, it would appear to be attractive, well built, with nothing particularly mysterious about it. Yet, its owner has been robbed of money, health and physical comfort with the regularity of the seasons.

Why doesn't he do something about it? Well, as a matter of fact, he doesn't realize he's being robbed! He blames his colds on thoughtless people who sneeze in public. In winter he avoids certain rooms in his house because they're drafty—simply won't heat—and he nearly roasts to death when the summer sun is on full blast. And what about his loss of money? Well, that's the money that's being taken out of his pockets in extra fuel bills every winter day.

Who is this man? He's the owner of an *uninsulated house*. And if *your* house isn't insulated —you're being robbed, too. Here's why—

THE SNOW TEST—*When snow quickly melts on your roof—heat is leaking out —you're being robbed of comfort and fuel. J-M Rock Wool Home Insulation will save up to 30% of your fuel bills.*

The roof and walls of a house are subject to terrific temperature changes—attacked by sun, wind and snow. In summer, roof and exterior walls are often heated to as much as 150°—in winter, they are chilled to sub-zero temperatures.

If the walls of your house are of typical construction, all that stands between you and the weather is a ¾" layer of plaster and lath . . . a 4" drafty hollow air space . . . a thin sheathing . . . covered with a veneer of shingles or clapboards.

In winter, heat from your rooms continually leaks through the porous plaster into these cold, hollow air pockets and rapidly vanishes. If, in addition, there is a strong wind, this whole wasteful loss is speeded up. Here is one of the chief causes of cold, drafty rooms.

Just the reverse of this is true in summer—the air in the hollow pockets is heated to oven temperature by the sun. Since your house is cooler inside in the early morning than the outside temperature, hot air pours *into* your rooms during the heat of the day. By night, this stored-up heat has penetrated into every room, and inside temperatures are unbearable.

Likewise, your roof offers only the scantiest protection, winter or summer. Next time you're in the attic, just take a look at it. Why, it's nothing more than a thin layer of roofing! Heat rushes in during summer and out during winter, and as it rushes out, away go hard-earned dollars!

So, when snow melts on your roof—look out! It's a sure sign you're being robbed! And, during the summer, if your second-floor rooms are more than 2° warmer than those on the ground floor—it's a heat-filled attic that's causing much of your discomfort.

J-M Home Insulation Helps Eliminate the "Danger Zones"

Nearly every house has *danger zones*—rooms that are cold and drafty—hard to heat—uncomfortably hot in summer. Fortunately, there is one *sure* way to stop these *danger zones* from robbing you of health, comfort and money—let Johns-Manville Rock Wool Home Insulation stand between you and the weather.

THE DANGER ZONE *is wherever you have cold, drafty, hard-to-heat rooms. To reduce drafts and heat loss, protect your walls with J-M Rock Wool.*

This amazing material—"wool" blown from molten rock out of man-made volcanoes—provides for the home one of the most efficient known barriers to the passage of *heat* or *cold*. It is fully described in an interesting *free* book called "Comfort that Pays for Itself."

As pioneer in the business of insulating homes by means of a unique yet simple method of blowing the Rock Wool through a hose into empty attic and wall spaces, Johns-Manville is equipped, from the standpoint of products, experience and service, to bring you year-round comfort that *pays for itself*. J-M Rock Wool Home Insulation saves up to 30% of the usual fuel costs, reduces summer heat up to 15°. There are more houses insulated with J-M Rock Wool than with any other product of its kind. Why not stop that thief and let J-M Rock Wool Home Insulation stand between *you* and the *weather?*



KEEP OUT *summer heat with J-M Home Insulation. It reduces room temperatures up to 15°.*

WHY BE UNCOMFORTABLE, RISK COLDS, WASTE MONEY?

Send for this FREE BOOK

"Comfort that Pays for Itself" is the most authoritative book on home insulation ever published. Tells the whole fascinating story of J-M Rock Wool. Fully illustrated with simple explanations of scientific facts. Explains the J-M method of insulating almost any kind of existing home. Shows importance of a *complete job*. Before you insulate your home, you need this interesting book. It's yours for the asking.

Look in your classified telephone directory under "Insulation" for the name and address of the J-M Approved Home Insulation Contractor in your town. You can identify him quickly by the J-M Trademark.

JOHNS-MANVILLE, Dept. AH-2, 22 East 40th St., N.Y.C.

Please send me, without cost or obligation, your free book on home insulation—"Comfort that Pays for Itself." ☐ I am interested in insulating my present home. ☐ I am planning to build.

Name_____

Street_____

City_____

State_____

JOHNS-MANVILLE ROCK WOOL HOME INSULATION

"Stands Between You and the Weather"

"Bathroom INSURANCE"

There's just one way to make sure your bathroom will always retain its beauty and smartness. Insist on Case *vitreous china* fixtures. Their fine quality is unexcelled, and their smart lines achieve a new note in beautiful design. Available in your favorite color, and priced for any budget.

Featured by Case is the patented T/N one-piece water closet. It has exceptionally quiet but strong flushing action. And, because of its exclusive design, the T/N will not overflow. The smart simplicity of the WINSTON Lavatory makes it a perfect companion to the T/N. Notice the raised, built-in shelf, and how the supply pipes and overflow are concealed for added beauty. Equipped with compact, chrome-plated fitting, with anti-splash control.

Write to Department C-29 and we will gladly mail you helpful illustrated, descriptive material and the address of the nearest showroom where you can see Case fixtures on display. And, be sure to ask your Master Plumber about Case fixtures. W. A. Case & Son Mfg. Co., 33 Main Street, Buffalo, N. Y.

CASE

DISTINCTIVE PLUMBING FIXTURES

Modern Homes

AT FACTORY PRICES

Save $300 AND UP

The MAYFAIR—6 Rooms and Bath (Materials) $1321

Buy direct from our 5 great Mills at lowest wholesale prices. Ready-Cut saves 30% in labor, 18% in building costs. Brings savings of modern production methods to home building. Beautiful exteriors, attractive modern features and skilfully arranged floor plans mean more comfort and less work for the housewife.

Send for BOOK OF HOME PLANS FREE if you live in Illinois, Iowa or Wis. (*Other states send 10c for mailing cost*) Contains modern home plans, specifications, valuable home building information. *Send for it today!*

Gordon-Van Tine Co.

1826 CASE STREET DAVENPORT, IOWA

cabin entirely of these. The logs were carefully peeled and seasoned before use. The sills were laid on stone piers allowing plenty of space for drainage and ventilation below the floor. The logs were notched and spiked together at the corners and were chinked inside and out with dried sphagnum moss, although we think oakum would be superior. The walls are high and the gable roof has a good pitch and a wide overhang. All of the rafters and purlins are natural logs and poles, the only milled lumber being the roofing and floor boards, the doors and window sashes and casings. At the main entrance is a massive Dutch door. The windows are hinged at the top to swing outward and can be left open even in a very heavy rain. Full-length screens are, of course, essential here.

Already the new little building presents a very pleasing exterior. We believe that in a few years it will have blended nicely into its hillside setting and become part and parcel of September Island.

—with Lake Erie a few miles away

[*Continued from page 17*]

became ours with a clear title.

Every possible day was spent, with picnic luncheons, looking over the many beautiful sites where a cabin could be built in the open, yet in the midst of the woods. Twelve hundred feet above sea level with Lake Erie only a few miles away, the benefit of plenty of sunshine is greater than the need for protection from summer's heat. So the decision was finally made to build on sloping ground in the corner of the large clearing with deep woods at side and rear. The top of a wild cherry tree about 120 feet high can be seen over the chimney in the picture. The view across the clearing to the opposite hill two or three miles distant is as fine as can be found anywhere. Scarcely ever does a transient automobile break the delusion that we live in our own little world and recall that a great city is less than an hour's drive away.

From whatever point the plans for a house started they always centered around a stone chimney and generous fireplace. There must be a large living room with plenty of windows and nothing to indicate a competitive spirit. This motive led to a design more like a good-looking barn than the conventional country house. The living room, 17 by 28, runs to the roof, with a large high studio window furnishing light and a view of the woods. The heavy chimney in the center of the house gives stability and appreciated warmth in cooler weather. Back of the chimney and out of sight on the balcony is a bathroom with space enough on each side for a bedroom. The bedrooms have not been partitioned off as it seems more pleasant to have the feel of the open space with plenty of air, and, as the beds cannot be seen from the living room, there is complete privacy. Under the stairs is a large closet, and to the left of the fireplace a small kitchen. In the remaining corner is the whatnot, a workshop and storeroom opening off the kitchen. Here is the well with a large pressure tank and gasoline engine, a carpenter's bench, and all the garden tools.

While the house and its plan are our own, it takes an architect to iron out the rough spots and furnish the details that lead to the ideal. Mr. Robert North of Buffalo drew the plans. We had no difficulty in borrowing the money to cover most of the cost of the house.

While total cost had to be held to a minimum, I had had considerable building experience in younger life and determined that the foundation, roof, and structural backbone should be of the best. The walls and other portions, easily replaceable, are of cheap lumber, and the inside was not ceiled until later, after some of the distant acres had been sold. Painted a sandy gray, the house blends into its woody background.

As we have made improvements we find other people are also interested in a place in the country, and shortly the remaining forty acres that we have to spare will be sold, and we shall be left with thirty acres of clearing and woods secured not only at no cost, but with something left over which will help pay for the house.

Last year with the help of the Buffalo architect, Mr. R. Maxwell James, we ceiled the interior with vertical white pine boards, and the space between the roof timbers with a gypsum material. A vine trellis over the windows, across the front of the house, added a needed horizontal line. Though the house was planned for a summer camp, we are now perfectly comfortable from May to October. The open fire furnishes all the heat needed. For our utilities such as kerosene stoves and lamps, and the newer ice refrigerator, we found the best by studying the pages of The American Home. It will be another year or two before electricity is brought up our hill, but with fireplace and candlelight, and the out-of-doors until dark, we are more than compensated for all the minor inconveniences.

HOW TO BUILD most advanced FIREPLACE Avoid SMOKE, COLD DRAFTS, CHILLED FLOORS

New FRESH AIR Unit warms cold air that *must* enter house to replace air drawn out through chimney. Stops cold drafts that sneak in and chill floors ... distant rooms. Distributes pure, warmed, *fresh* air. Maintains *even* temperatures. Will not smoke nor upset automatic heat controls. Provides *real* heating *usefulness*. *All guaranteed* ... at little or no extra cost! Thousands of gratified owners in U. S. and Canada. Before you build, find out *why* this new principle *alone* brings *real comfort* in homes, camps.

BENNETT Flexscreen FIREPLACE SPARK CURTAINS

New, modern ... graceful curtains of woven metal stop all sparks—permit clear view of fire

SEND COUPON

Bennett Fireplace Co.
239 Wall, Norwich, N.Y.
Please send free literature on
☐ Fireplace Principles and Units
☐ Flexscreen Spark Curtains

Name .....

Address .....

Going to build a fireplace? ☐ Yes ☐ No

Since 1923 BENNETT Guaranteed FIREPLACES

Use CASCO, the Weatherproof Glue, for building, repairing, patching ...

● Looking for *one* good glue—to do *many* good jobs? Call for CASCO, the glue that solves many of industry's toughest gluing problems! CASCO mends everything from attic to cellar—sticks to wood, cloth, metal, leather, etc. with a *weatherproof* bond that *resists* heat and moisture.

EASY TO USE. Just mix CASCO with water. No mess, no heating, no waste.

LOW COST. You get *all glue* for your money ... no liquid preservatives. 10c to 65c at hardware stores.

FREE REPAIR GUIDE

A full 36-page, fully illustrated book that tells how to make permanent household repairs ... how to mix crack-filler, paint, tile cement, putty, etc. Write for your copy on a penny postcard. Mail it to CASEIN COMPANY OF AMERICA DEPT. H-239 350 Madison Avenue New York, N. Y.

CASCO POWDERED CASEIN GLUE

CARING for THOSE GIFT PLANTS

SOME holiday gift plants—like Christmas candy, Christmas trees and decorations, and some other kinds of gifts—are admittedly ephemeral. They blossom and are enjoyed, fade and are thrown away, and nothing more is expected of them. But that their reign of beauty may be prolonged, and that those that are of more enduring nature may be kept alive and green even after the blossoms have faded (perhaps even until springtime when they can be set outdoors to gain a new lease on life), there are a few things that should be done in return for the pleasure the plants give their possessors. Without attempting to list them in the order of their importance, or to elaborate upon them, we append them here:



Reflections are part of the charm of a polished copper sconce from Revere Copper & Brass, shown filled with variegated table ferns

Don't subject the plants to sudden drafts or to temperatures lower than that at which you like to keep your living room—say, 65 degrees F. If the windows of the room are opened at night, put the plants somewhere else.

Don't keep them in the kitchen or where stray whiffs of escaping gas or fumes from an oil stove or from a furnace can reach them.

A charming wall piece in white iron combines candles and plants. The glass globe, which comes in several colors, here holds two plants of grape ivy. Mitteldorfer Straus

If they are flowering plants, try to give them a few hours of sunlight every day; if foliage plants, they will prefer plenty of light, but *not* direct sunlight.

Water the soil enough to moisten it thoroughly, then wait until it is obviously dry before doing so again. Don't try to keep it damp all the time. Above all, don't let water stand in the saucer in which the pot sets, expecting that the plant will be able to absorb what it needs from this reservoir. As a matter of fact, it will cause rotting of the roots.

Avoid getting water on the flowers, or on the foliage of soft, succulent subjects. Give ferns, palms, rubber plants, and the like a good shower every two or three days, preferably in the bathtub where they can be allowed to drain before putting them back on good furniture.

In the case of "lasting" subjects, give them some plant food every two or three weeks. Buy some reliable kind at a seed store or florist shop and follow the directions on the package implicitly. Meanwhile watch for any signs of insect enemies or diseases and, if they appear, consult a good book on house plant care, or some conveniently accessible authority—the nearer the better, for first-hand diagnosis is far more satisfactory than long distance consultation. Such a source of advice may be a local florist, your state agricultural college or experiment station, an advanced amateur or garden club member, or the library of a horticultural society or other organization. If none such is available, THE AMERICAN HOME is, of course, glad to render any service within its power.—E. L. D. SEYMOUR.



The "Utility Window Shelf," from Irving B. Van Wert, fits level with practically any window sill without damage to the woodwork, and without interfering with opening and closing the window. Here is shown a short shelf with a philodendron, which thrives in sun or shade; there is a long one as well

Most people think about grass *too late!*

This University test is dramatic proof that grass, like all growing things, *must* have eleven elements from soil. For a beautiful lawn, feed your grass *early* with the complete plant food, Vigoro. Early feeding is easier, and it helps choke out weeds.

Finer lawns come from complete feeding... before the grass begins to grow!

START to think *now* about the gorgeous lawn you want this summer! *Before it begins to grow*, feed your grass with Vigoro, the *complete* plant food. Tests at a famous University have proved that *eleven* food elements—the same eleven contained in Vigoro—are essential for the proper development of plant life. If *just one element* is lacking, failure is likely to result.

Nourish your grass roots with Vigoro *early*, and a successful lawn is assured. Your grass comes in so thick that weeds, which sprout later, are choked out. And Vigoro is so easily applied early in the spring before growth starts. No watering in is necessary. Spring rains and late snows get the food right down to the roots ready for use as soon as growth starts.

Vigoro is the world's largest-selling plant food. It's sanitary, odorless, and easy to use—just follow the simple directions. Use Vigoro on your lawn, flowers, trees, vegetables and everything you grow. Order from your dealer now!

VIGORO

Supplies all the food elements needed from soil

A PRODUCT OF SWIFT & COMPANY

"WOULD YOU FILL A BATHTUB WITH A SQUIRT GUN?"

BEWARE OF A "SQUIRT GUN" WATER SYSTEM

ONE faucet requires from 2 to 3½ gallons of water *per minute.* When, as frequently happens, TWO or THREE faucets are opened at the same time, the *demand per minute* is doubled or trebled. Translate this into *rate per hour* and it is obvious that any water system with a pump capable only of delivering 175 to 185 gallons per hour or less, could not possibly keep up with this demand. One might truly call a water system of such limited capacity a "one faucet" or "squirt gun" system. Would YOU be satisfied with running water service so meagre? If your answer is NO, assure yourself *full satisfaction* by purchasing a precision built MYERS Water System, designed always with AMPLE CAPACITY to meet the many uses for which it is recommended.

for Adequate
WATER SYSTEM CAPACITY
..BUY A MYERS!

CAPACITY to meet every need and emergency is the *first* requirement of a water system for suburban and country homes. MYERS Water Systems are built full size, full capacity . . . full *quality.* Their proven dependability assures you PLENTY of water any time, day or night . . . water for kitchen, bathroom and laundry . . . at outside hose taps for sprinkling and fire protection . . . and in barnyard and outbuildings if you live on a farm.

Take Off Your Hat To The MYERS
RUNNING WATER
YOUR FAMILY DESERVES IT

MYERS Water Systems give lifetime service, at lowest possible cost for operation and upkeep. Their economy is being demonstrated daily in thousands of homes. Most complete line of its kind in the world. Deep well and shallow well models to meet all needs; for operation by electricity, gasoline engine, windmill or hand power. If you do not have electricity, a MYERS Gasoline Powered System will give perfect satisfaction; easily converted to completely automatic electric operation should the power lines reach you later on. Write for interesting free booklet.



"Pump Builders Since 1870"

MYERS

THE F. E. MYERS & BRO. CO.
400 Orange Street Ashland, Ohio
Send Water System Booklet and dealers name.

Name_____

Address_____

W. S. 9-1



The Book of REMODELING
shows 58 examples of successful exterior and interior remodeling jobs. It is thoroughly illustrated with photographs illustrating the before and after effect, and detailed plans which can be readily followed.
"The Book of REMODELING" is only 35c. We will refund promptly if you are not satisfied.
251 Fourth Avenue **THE AMERICAN HOME** **New York**

3-IN-ONE KEEPS THE OLD MACHINE FULL OF PEP.

Treat your sewing machine right by oiling it regularly with 3-In-One. Lubricates, Cleans and Prevents Rust. Use it on carpet sweepers, locks, and hinges, too! At hardware, drug, grocery, and 10¢ stores.

3-IN-ONE OIL

Can You Equal This Home for $795

Shipped Direct from Our Mill

Save 30% to 40% on Your New Home..

WE PAY FREIGHT

Don't pay several hundred dollars more than necessary when you build a home! Buy it direct from our mill at our low factory price. We ship you the materials—lumber cut-to-fit, ready to erect. Paint, glass, hardware, nails, etc., all included in the price—no extra charges. We pay the freight. Plans furnished—also complete building instructions. No wonder our customers write us that we saved them 30% to 40%, compared with builders' prices. Easy terms—monthly payments.

Handsome Big CATALOGUE FREE
Pictures wonderful homes in colors at money saving prices. Designs to suit everyone.
Write for your catalogue today!
LEWIS MANUFACTURING CO.
Dept. 3192 Bay City, Michigan

Send for FREE BOOK of Liberty Homes

ISLAND CABIN

Near the Canadian border

JOHN L. COLEMAN

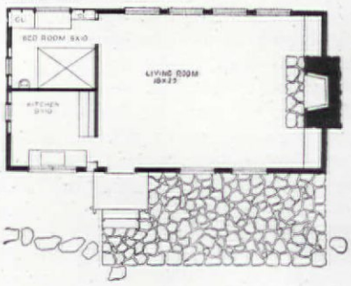

LIKE the woodland of its surroundings, my cabin is rustic and sturdy. Its log siding, white pine mantel, huge native fireplace, and knotty pine interior walls are as natural as the island itself. I planned and built it to suit my own desires, and find it a perfect retreat from today's shiny-surfaced, rushing world.

In northern Minnesota's Lake Kabetogama, this three-acre island covered with virgin pine is an ideal location for a log cabin. The deep blue water, the bright morning sunshine, and the glowing sunsets make views worth remembering. And the cabin site was chosen to take advantage of all this.

Since it has only three rooms and a loft which serves as an extra bedroom, every bit of space had to be useful. Cool weather makes an open porch impractical, so large, low casement windows that make the living room seem like a glassed-in porch have been used instead.

As you step into the living room, the first thing you notice is a huge open fireplace made of natural, native rock (granite). Its white pine mantel was made of virgin pine cut from trees on the island. A pair of old boat lights and an old brass propeller make appropriate decorations. To add to the rustic atmosphere, I have a hand-wrought fireplace set and andirons that are reproductions of old ship anchors. On a wrought-iron crane hangs a black three-legged kettle. At the east end of the room, opposite the fireplace, there is a hand-hewn ladder that leads to the loft. Both the ladder and a railing around the loft are dark stained pine.

The living-room walls, as well as those in the bedroom and kitchen, are knotty pine of random widths, hand planed and beveled on the edges. They were oiled and varnished to prevent the wood from discoloring. For contrast against light walls, the ceiling beams and floor have been dark stained. The color scheme throughout is Chinese red and natural wood.

Though the kitchen is small, it is quite efficient. The sink is built in, with cupboards below and work benches on each side. There are two windows above the sink,





The breakfast nook. Right, the ladder to the loft—the extra bedroom

and on the left-hand side are two open shelves. A Welsh cupboard is built in on one side of the room. This takes care of the dishes and kitchen utensils. Under the casement windows at the opposite side of the room there is a small dining table and benches that will seat four comfortably. A water tank, hidden in the loft, furnishes water for both the kitchen and the bedroom.

With two casement windows for sunshine and fresh air, the bedroom is very pleasant. There is a cupboard for storing linen built under the front window. On the left side is a built-in wardrobe extending from floor to ceiling. A shelf above the coat hanger rod makes room for shoes and hats. On the inside of the door there is a large mirror, with a convenient shelf below it. To the right is a cupboard for fishing tackle and guns. There are two small cupboards on each side of the other window. A small wash basin is installed in one corner of the room.

"TWIN CEDARS"

in Nashville, Tennessee

THIS substantial cabin is located in a grove of the cedar trees from which it takes its name, just seven miles from Nashville, Tennessee, near the Cumberland River. It was planned by its owner, Mrs. J. B. Morcombe, for all-year-round use and consequently it is larger and more solidly constructed than the average summer cabin. Rough-hewn poplar logs, carefully chosen

for soundness and size and laid in mortar, form the walls. The alternating arrangement of the mortar and the logs on the outside creates an attractive striped effect, besides providing strong and weather-resisting walls. This log construction rests on a basement foundation of stones and mortar. The logs intersect at the corners of the house in the familiar rough-sawn arrangement. A generous front porch is roofed, the roof being supported by timber posts set in stone bases. The window frames and sash are of stock sizes and the gabled roof is covered with hand-hewn shingles. A sturdy stone chimney provides a seven-foot fireplace for the house which is located at one end of the living room. This is a large room, fourteen feet wide by twenty-six feet long, extending across the front of the house; the fireplace heats it well in addition to decorating it excellently.

On the right side of the house in back of the living room are the sleeping quarters. They consist of two bedrooms, with a bathroom between. Each room has its own closet and the rooms are connected by a short hall which provides access to the bathroom. The left side of the house contains an ample dining room, lighted by a wide bay window, the kitchen, and, at the back of the house, an attractive sun room which overlooks the woods at the rear of the property. Interesting old-furniture, much of it family heirlooms, is used in the living room, including a Duncan Phyfe table. The bedrooms have been done appropriately in early American maple furniture. Lively and cheerfully colorful draperies give the house that completely furnished look, so necessary to cabins which are too often meagerly and carelessly decorated.

DON'T MISS PEQUOT'S

Twin Values

AT THE WHITE SALES

It's amazing to get both LUXURY and LONG WEAR in the same sheet!

"What a lovely, luxurious sheet!"... is your first impression, when you see the beautiful, smooth finish of a Pequot... when you feel its rich, firm texture.

Then *try* Pequots. Put them to hard, household use. Wash them again and again. As the years pass, you'll discover that Pequot is the greatest sheet for long *service,* too!

Pequots are always America's favorite sheet value, and now, at low January White Sale prices, they're bargains you should not miss. Pequot Mills, Salem, Massachusetts.

DOUBLE SELVAGES *give extra strength at both edges of Pequot Sheets.*

GUARANTEE LABEL. *Specific assurance of maintained high quality.*

SIZE TABS. *Every Pequot signals its size to you. A permanent convenience.*

PEQUOT

SHEETS AND PILLOW CASES

ALSO MAKERS OF SALEM SHEETS—A MEDIUM WEIGHT MUSLIN—AND PEQUOT PERCALE

PEQUOT SHEETS AND PILLOW CASES

HEATILATOR Fireplace

cuts Your fuel costs

All over America, the Heatilator Fireplace is reducing heating costs in thousands of homes and camps. It actually makes furnace fires unnecessary on chilly spring and fall days—cutting weeks from the furnace-burning season and dollars from fuel bills. In mild climates, owners say it is the only heating equipment needed.

Circulates Heat

The Heatilator Fireplace works on the same principle as a warm-air furnace—warms the entire room uniformly and comfortably. It draws the cooler air from floor level, heats it and *circulates the heated air* to far corners—even to adjoining rooms.

Will Not Smoke

The Heatilator is a correctly designed steel heating chamber that is inclosed by the masonry. It serves as a metal form for the masonry, assuring a perfectly burning, smokeless fireplace. The fire-box, damper, smoke-dome and down-draft shelf are all built-in parts. Greatly simplifies construction and saves materials, adding but little to fireplace cost. Write today for complete details.

Makes Camps Usable Weeks Longer

The Heatilator Fireplace makes summer camps usable spring and fall—even on winter week-ends.

Heats Basement Rooms Quickly

The Heatilator Fireplace solves the heating problem in basement rooms, warms them quickly and thoroughly.

Mail the Coupon Today

HEATILATOR Fireplace

HEATILATOR CO.
712 E. Brighton Ave.
Syracuse, N. Y.

Please send me complete Heatilator information. I am building a ☐ new, or rebuilding an ☐ old fireplace. (Check which).

Name.....
Address.....
City.....*State*.....

Wisconsin log cabins

[*Continued from page 28*]

Now science steps in to rescue the vacationist from the nightmare of building his dream cottage despite increased costs during a period of reduced income. Science has brought about a revolution in the pioneer manner of building, netting a saving so great as to make possible the erection of a log cabin, suitable for winter as well as summer occupancy, for as low as $450 for material in addition to the logs and rough timber you will probably be able to cut from your own land!

The golden key to this happy situation is this. Ever since the pioneers began to hew homes out of the wilderness, because the logs which composed them were laid horizontally, they had to be rather long, good-size ones. The success of the new inexpensive type of cottage is bound up with the fact that it utilizes not whole, but split logs, placed not horizontally in the traditional manner, but vertically erect, and thereby makes possible the use of logs only eight or nine feet long, which, because they are too small to be of commercial value, may be obtained at slight expense from cut-over land, tamarack and cedar swamps.

In consequence, trees usually too short and crooked for houses of horizontal log construction have become the stuff of dreams. Hunters, fishermen, tourists, and vacationists generally have access to native woods which may be cleared from their own land and from the surrounding country with a minimum of cost and effort. The logs need only be cut, sawed in half lengthwise by a portable sawmill, and edged on a saw at very reasonable cost, to be fashioned into a comfortable year-round or summer place. The labor of putting up the house is no more than that required for the conventional log cabin. The greatly reduced cost of material, therefore, represents a material cash saving.

To the United States Forest Products Laboratory at Madison, Wisconsin, coöperating with the University of Wisconsin, goes credit for the recipe for pioneer charm with modern comfort. They furnished the pattern for the dozens of cabins which dot the northern Wisconsin countryside this year. Here's the method.

In laying the foundation, you'll want the walls to extend slightly below the frost penetration depth in the ground to prevent heaving and cracking. Your floors will be warmer and drier if you go to the slight additional expense of excavating for a basement, which comes in handy for storage space.

Select straight grained material for posts, girders, and sills. If that is not available, substitute regular two-inch lumber for framework, rafters and joists. It's wise to use a stone or block of concrete sixteen inches square and nine inches thick as footing for the posts which support the floor. The block should extend two inches above the floor of the basement to keep it dry. The joint between the sill and masonry foundation should be bedded in mortar.

Then place the split logs vertically face to face and staggered, with a heavy waterproof building paper between them. You can forget all about chinking (which in the horizontal log house needs to be checked frequently and renewed when cracks occur), because the split-log wall is free from chinks and watertight. For that reason, the wall is also low in heat loss, which makes for surprisingly reasonable fuel costs if you plan to make it a permanent home or use it for cold weather hunting expeditions.

In nailing the wall, stagger the nails on each piece, twenty-four inches apart on each side of the split log. For ceiling, take your choice of insulation board, split logs with paper, or lath and plaster. Cover roof boards with waterproof paper, lapping the sheets two and one half to three inches; then shingle.

Let your heart's desire be your guide in the matter of floor plan and interior decoration. Just make a point of planning the arrangement of your rooms for utility. Even partitions may be of split logs to make use of the thinner, smaller pieces. By framing openings at which doors are not used with small split logs, you'll give the place an attractive touch. Planed boards fastened with cross battens make neat cupboard and closet doors, while broomsticks, mop handles, or birch saplings will serve you well as closet hanger rods.

For a seasoned interior finish, apply two coats of hot linseed oil, and wipe off the surplus. Brighten dark spaces such as the interior of kitchen cupboards by painting with gay colors.

Nothing will dress up the exterior more effectively than white pine, and nothing is lower in cost than, and, at the same time, so helpful in excluding moisture and preventing decay, as dark brown creosote stain. For a cabin set in the yearlong green background of a pine grove, the dark brown is attractive. However, in less verdant natural settings it helps to treat the entire house with light brown or almost colorless creosote preservative and give it a dash of life by painting the door trim, sash, and window trim gayly.

IF I HAD ONLY KNOWN

Do *you* know that every fire insurance policy states that you cannot collect one penny until you give a complete list of destroyed and damaged property? If you should have a fire tonight, it would be almost impossible to recollect tomorrow everything that was missing.

Get this free Household Inventory Booklet. It helps you make a complete list *before fire strikes!* It suggests objects frequently forgotten. It lists rooms one by one. Make an inventory right away and keep it in a safe place. It will save you work, worry and dollars and cents if you should have a fire. Send the coupon. It costs nothing. No obligation.

THE AMERICAN INSURANCE GROUP
15 Washington St. (Dept. 0716)
Newark, N. J.

Without charge or obligation, please send me your Household Inventory Booklet.

*Name M*_____

*Street*_____

*City*_____ *State*_____

SHEET MUSIC

WHEN BUYING SHEET MUSIC
ask your dealer to show you
CENTURY CERTIFIED EDITION
IT COSTS ONLY 15¢ A COPY
Catalogue of 3000 Selections
FREE ON REQUEST
15¢ A COPY — CENTURY MUSIC PUBLISHING CO. 258 W. 40TH STREET N.Y.C. — 15¢ A COPY

READY CUT HOMES

$416 and up. Freight paid. Save 75 home $500 or more. 75 home plans to select from, including 10 new feature 1939 designs. All modern, practical, distinctive, complete, simple plans for easy assembly. Includes all lumber, insulation, roofing, bronze weather stripping, attractive one-piece doors, built-in features, attractive one-panel doors, latest hardware, nails, lath, paint, varnish. Also, summer cottages, garages, tourist cabins, etc. Information and plans for FHA Financing. For new 1939 full requirements on request. For new plans, send color catalog, with floor plans, 25 cents to cover mailing. Dept. A-29. International Mill and Timber Co., Bay City, Mich.

THE Diary OF A Handyman

T. E. WHITTLESEY

Saturday, December 17.—I wanted a photographic darkroom when I built my house, but like a lot of homebuilders I had to cut it out in the interests of economy. Today it occurred to me that the laundry, which room in the basement happens also to be used as my workshop, is waste space at least in so far as the plumbing is concerned. Here is a perfectly good pair of laundry tubs, with hot and cold water, and since our household has the habit of sending the laundry out, they are almost never used. They would seem to be a very practical nucleus for photographic work if I can make them suitable for that purpose without impairing their efficiency as laundry tubs in case of a sudden call for that use.

Tuesday, December 20.—Started on the new darkroom project by putting two long shelves on the wall over the laundry tubs. Fortunately, I could get support for these on two wooden upright boards flanking the tubs, thus avoiding the necessity of drilling the concrete wall for bracket supports. For the photographic amateur it seems necessary, even before arranging for proper lighting and water, to have plenty of space to store all the necessary equipment.

Tuesday, December 27.—The family seemed quite willing for me to take myself out of the way into the cellar tonight. There I tackled the problem of the darkroom lighting. First I fitted a wooden frame to the basement window over the tubs, building it of 1 x 2 inch wood, and covering it with what the photographic supply houses call "post office" fabric—just why "post office" I have never been able to find out, for its main property is the exclusion of actinic light. I put a pair of screw-eyes in the top of the frame to hang on nails so that the whole frame could be lifted off easily when its darkroom function was not needed. A door to this room happened to be glazed in its upper half, bringing a real danger to darkroom practice if someone should switch on a light in the adjoining stair hall. Into this glass panel I fitted a piece of plywood to be held in place by turnbuttons. There still remained the necessity for providing the right kinds of artificial light at the right places. A three-way plug in a near-by hanging outlet gave me a chance to put in one portable line to a darkroom light, one to the photographic enlarger, and another to a general room light which I could turn off at the lamp. When this room light was not needed, I arranged to replace its cord and plug with another leading to an electric clock with a large second hand, as a convenience for timing exposures. The darkroom light is at present merely a bulb in a small metal box behind a ruby glass, but I have an idea I can make this a much more useful and adaptable piece of equipment.

Wednesday, January 4.—Back to the darkroom this evening, full of enthusiasm to try out a scheme which I think will transform laundry tubs into darkroom sinks without laying me open to the charge of having pre-empted the laundry equipment permanently. In several professional darkrooms I have noticed that the working space for developing trays and the like is a wooden slat platform through which accidental or surplus overflow finds its way properly into the drain. With some one-inch-square yellow pine, which I had brought home from the mill, I made such a platform on top of slightly heavier supports which just fit into the soapstone tubs, of necessity one sloping side in front. Aside from the top slat platform of one-inch strips alternating with one-inch open spaces, the whole frame consisted of four vertical corner posts and two sloping braces at the front corresponding with the sloping side of the tubs, with the necessary rails at top and near the bottom to make the frame rigid. It merely slips into place in the tub, bringing the slat platform level with the top, so that it can be lifted out of the way at will. I used brass screws throughout in fastening this together to avoid corrosion, and coated the whole with linseed oil to protect the wood from moisture. I'm not sure that I would have been so confident of success if my tubs had been of the enameled type, for without thorough cleaning after each use, the photographic solutions might have left the tubs untidy. The soapstone may stain too, but it doesn't proclaim the fact so vociferously.



INTERIOR DECORATION

FOUR MONTHS' PRACTICAL TRAINING COURSE

Spring Term Commences February 1st

Intensive training in the selection and harmonious arrangement of period and modern furniture, color schemes, draperies, wall treatments, etc. Faculty composed of leading New York decorators. Cultural or Vocational Courses. Also two-year course in Design. Day or Evening Sessions. Send for Catalog 12-R

HOME STUDY COURSE

Those who cannot come to New York may take the same subjects by the Home Study method. Students obtain personal assistance from our regular Faculty. No previous training necessary. Practical, simple, authoritative and intensely interesting course. Requires a few hours weekly in your spare time. Start at once. Send for Catalog 12-C

NEW YORK SCHOOL OF INTERIOR DECORATION

515 Madison Avenue • *Established 1916* • New York City

"We're so proud of our WALL-TEX"

and it SAVES US MONEY!



This Rich, Washable Canvas STOPS the HIGH COST of PLASTER CRACKS

Wall-Tex shows its quality at a glance. Beautiful patterns in clear, lively colors are laid on a substantial canvas base — a base tested for strength to give needed protection to plaster walls.

No plaster cracks with Wall-Tex. Safeguards against new cracks, keeps refilled cracks from opening up. Saves frequent plaster repairing and unlooked for redecorating expense. It's economical for *all* your rooms!

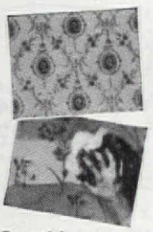

Beautiful patterns — honestly washable

Wall-Tex beauty is also preserved by the non-absorbent surfaces that repel dust and soot and can be washed absolutely clean. Soap and water — that's the Wall-Tex way. You wash *off* grime, don't rub it *in!* No drabness remains. The colors stay fresh. They keep their lively sparkle season after season.

Distinctive, well-styled Wall-Tex patterns and a broad range of pastel tints are available for all rooms. Send for free portfolio and swatches of the material so you can see their unusual beauty and test the durable canvas.

WALL-TEX
DECORATIVE WALL CANVAS

MAIL COUPON FOR FREE BOOK

Columbus Coated Fabrics Corporation, Dept. A29, Columbus, Ohio

Send me Wall-Tex portfolio with colorful illustrations and Wall-Tex swatches.

*Name*_____

*Address*_____

*City and State*_____

For free samples of BONTEX Washable Window Shades and COL-O-TEX Stainless Table Cloths, check ☐

Saturday, January 7.—Today with a final gesture of defiance to the moles, I started covering the perennial borders with manure. Two years ago I tried salt hay, which I bought compressed in a bale, in the hope that I could find something that would not be disturbed by winter winds so easily as manure and leaves. The salt hay did meet that requirement of stability—too much so, for I think it was almost eighteen months before I succeeded in getting the last of it out of the borders. Like a game of jackstraws, it seems to require the lifting of each individual piece. Before starting to cover the border today, however, I put some clean sand over the crowns of the delphiniums so that no manure could come in contact with them. In forking the manure from the barrow I was careful, of course, to avoid putting it on the soft-foliage plants such as the primulas, oxalis, foxglove, Madonna lilies, and the like. Soft-foliage plants seem to have a way of providing their own winter mulch and seem to resent being coddled in such a manner.

Tuesday, January 10.—In fitting those racks to the laundry tubs the other night, it suddenly occurred to me that the tub faucets, which are down inside the tubs with their openings close to the soapstone, are going to be mighty inconvenient for darkroom use. It would be an unhandy matter to run water into a tray or glass graduate from this type of outlet. Having allowed, therefore, a space of about three inches between the rack platform and the back of the tubs, today I had a plumber cut and thread two pieces of brass pipe about ten inches long, and bought four elbows. Taking off the present faucets I put elbows on the pipes for the new ten-inch risers, capped these with elbows again, and in the latter fitted two brass faucets of the ordinary type which I found in my collection of miscellaneous fittings. The pipe joints, of course, had to be smeared with white lead before being screwed together, and I wrapped around and in the threads a piece of fine soft string to make sure of watertight joints before bringing the Stillson wrench into play.

Thursday, January 12.—The woven willow chairs used on the porch and brought in for storage last month need painting every year and present one of the hardest jobs in the painter's repertory. It seems almost impossible to get a brush between and around all the willow withes. I never tried it, but it seems logical to believe that spraying the paint on is the only solution to this problem.

Imagine! WINDOW SCREENS THAT ROLL UP AND DOWN LIKE A WINDOW SHADE

Once in place — always in place... No putting up. No taking down... No painting. No storing. No repairing.

Pella Rolscreens are inconspicuous. They improve the appearance of your home. Make rooms lighter. Keep windows and draperies cleaner. Give quick, easy access to locks, awnings and window boxes —are insect tight! A touch of the finger and Rolscreens roll up, automatically, onto hidden rollers. Self-cleaning. Made of rustless, clear vision wire-cloth. 10 YEAR GUARANTEE. Over a million in use on homes costing $5000 and up. Made for all windows. Send for interesting FREE Booklet, "The Lifetime Window Screen." Mail coupon today!

VENETIAN BLINDS 9 Exclusive features. Striking color schemes

UNIT CASEMENTS Double-glazed weather stripped Rolscreened

Pella ROLSCREENS
PELLA CASEMENTS • VENETIAN BLINDS

Rolscreen Co., Dept. 629, Pella, Iowa

Without obligation, please send FREE Booklet, "The Lifetime Window Screen." Also literature on ☐ Pella Casements, ☐ Pella Venetian Blinds, ☐ New Home, ☐ Remodeling.

Name.....

Address.....

City.....*State*.....

GET WELL more quickly in ALBUQUERQUE

THERE'S *extra* health in the high, dry air of the great Southwestern Health Country, where pulmonary and bronchial ailments often yield much more rapidly to treatment. A mile-high altitude, sunshine averaging more than 70% of the total possible amount even in winter, scant rainfall, freedom from fogs and dampness—all do their bit to speed you to quick recovery. Add to these a change of scene to the fascinating Spanish and Indian country that brings travelers around the world, and you have that Magic Difference that changes illness into health. Send for the free booklet that tells the whole story!

ALBUQUERQUE *In the heart of the Health Country*

2081 Sunshine Building
Albuquerque, New Mexico
CIVIC COUNCIL

Please send your free booklet, "Sunshine and Health" to

Name.....

Address.....

Saturday, January 14.—I don't know why it is, but the easiest jobs calling to be done seem to be the longest postponed. Three or four dripping faucets have been annoying me, not to mention the rest of the household, for at least a month, and even with visions of higher meter charges, the drip goes merrily on —at least it did until tonight, when with a monkey-wrench and a screwdriver I stopped it. A can of assorted plumbing washers, always kept in the shop, supplied the proper sizes of those hard composition rings which seal the opening between metal and metal.

Heating the temporary home

[*Continued from page 32*]

warm air outlets are shown in the illustrations 1 and 2 and in the lower illustration 3. Instead of drawing the air from a room, heating it, and then passing it up the chimney as an ordinary fireplace does, this construction affords a supply of air for combustion and circulates enough warmed air through the room and adjoining rooms to heat them adequately. It is possible to build any style fireplace around the unit and the only kind impossible with it is the old "toasted toes and icy back" type.

Stoves have been used for many years for summer places. They were frequently dangerous because of their haphazard construction. Today they have been redesigned and are manufactured in a number of forms equipped to burn coal or wood. An especially satisfactory one is the Franklin stove dating from American Revolutionary days and made now in a number of decorative designs. Illustration 4 is one model. It provides a fire of coal or wood or coke in a cast-iron, open stove equipped with a grate and doors. There are several sizes with generous heating capacities which are moderately priced. Installation can be made by connection with a chimney or simply by connection with a flue pipe at an opening at the back of the stove. Other small stoves can be had capable of heating from one to five rooms at reasonable cost for both stove and fuel. Some stoves are manufactured in compact steel frames with cast-iron heaters designed for maximum heat circulation. Some of these are equipped for coal and wood, others for oil or gas, for use where it is available. They are provided with adjustable drafts and top grilles for distributing the heated air. There are self-contained portable units which do not require flues and others which may be connected to

a flue at a suitable location. They boast many improvements on the old-fashioned stove such as air-tight doors to exclude dust from the room, smoke hood and damper, and a water pan for the necessary humidification.

Electricity is available at reasonable rates in many mountainous sections today and it affords still another method of heating cabins or cottages. Electric heaters are constructed in the form of portable radiators in units for wall installation and also in the form of imitation coal fires providing radiant heat. These heaters generally require a special electric line where electricity is already installed because their use would overload the average line. Portable radiators such as the one shown in illustration 6 can be connected at any light socket and moved at will. Others have a fixed location. The electric fire heaters, which are very decorative, are generally placed in fireplace openings.

With this variety of heating equipment available, it is no longer necessary to shut up your summer place on the first chilly day or to chop up the joists to keep warm. Go early and stay late and when the cold mountain air or the brisk ocean breezes chill you, simply "turn on the heat."

Forty miles west of Denver

[*Continued from page 29*]

Collaborating with them in designs for the decorative gable panels, Miss Josephine Hurlburt has carved from ash some highly effective conventionalizations of eagles, with the wood oil-treated to prevent climatic damage. The entrance panel depicts eagles flying through the lightning flashes of a storm.

SMALL stones were used for foundation and retaining walls, for fireplaces, chimneys, and terraces, and even the roof utilizes stone slabs laid shingle-fashion in a binder of asphaltum. Logs of yellow pine, selected with care to an almost identical size of sixteen inches in diameter, were peeled and set on sills of squared logs. Abetted by wedges and okum, a tight wall construction has resulted that needs no additional facing inside or out. Creosote preserves the exterior log surface; sulphuric acid, the interior. Ceilings throughout are of rough-hewn native logs. The whole place fairly breathes substantiality, frankness, and ease in relation to its woody, mountain setting of superb pines and gigantic spruces. —THEODORE FISHER.

America's Finest NEW "COLOR-METAL" VENETIAN BLINDS everlasting finish



WRITE FOR descriptive illustrated folder on both CHICAGO "COLOR-METAL" VENETIAN BLINDS and CHICAGO "ALUMILITE" VENETIAN BLINDS

Now science offers "Color-Metal" without the old paint troubles of chipping, marring, scratching or cracking. Smooth as china, "Color-Metal" easily wipes off clean and new. Everlastingly beautiful. Slats and tapes supplied in colors to harmonize with room furnishings.

"Alumilite"—the decorator's delight—new non-tarnishing aluminum—no glare—for scientific lighting effects—deflects heat and cold—an aid to air conditioning—no maintenance—everlasting finish—outstandingly beautiful and "different."

Prices on "Color-Metal" or "Alumilite" are gratifyingly reasonable.

CHICAGO VENETIAN BLIND CO.
Mfrs. of all types of quality venetian blinds
3917 S. Michigan Ave., Chicago, Ill.
Send me free illustrated folders on "COLOR-METAL" ☐ and "ALUMILITE" ☐ Venetian Blinds and name of nearest dealer.
NAME.....
ADDRESS.....

Buttercup Fairfax Versailles Etruscan Chantilly

Unusual Opportunity

To fill in your active, inactive and obsolete patterns of flat silver. We have accumulated more than *three hundred* of these patterns, such as:

Baronial	Lily
Bridal Rose	Lily-of-the-Valley
Cambridge	Louis XV
Canterbury	Mary Chilton
Chrysanthemum	Norfolk
Frontenac	Old English
Heppelwhite	Orange Blossom
King Edward	Pompadour
Lancaster	Strasbourg
Les Cinq Fleurs	Violet

This silver has been used and is offered in first-class condition and materially under the price of new silver.

★ Unusual Silver ★

We have one of the largest stocks of unusual silver in the United States, same consisting of Tea Services, Compotes, Pitchers, etc., by America's Leading Silversmiths, also foreign makers.

Correspondence Solicited
Silver Sent on Approval

JULIUS GOODMAN & SON, INC.
47 South Main Street
Memphis, Tennessee

Vacation house on Long Island

[*Continued from page 31*]

edges of roof and main floor, are completely glazed on two sides with south and west exposed toward maximum sunlight. In the heat of summer, awnings deflect the direct rays of the sun and interior curtains are then drawn further to deflect the heat. Air circulation maintains an agreeable temperature even on hottest days. The sun is taken advantage of to warm the house in winter. While there is a heater to maintain warmth, the sun's heat through glass is not only pleasant but costs nothing. By such sun heat alone experience nas demonstrated the possibility for cozy comfort within when outside temperatures range below zero.

The solid walls, floor, and roof of the house follow refrigerator construction, consisting of two air spaces separated by polished surface aluminum foil. The outer, exposed surface of the house is faced with canvas stretched over a California redwood flowing surface. This canvas face of walls is painted with aluminum lacquer to resist the sun's rays, while a pale green deck paint is applied to the roof for pleasant vision.

The planning of the house shows a close relation of house with outdoor living. The windows give an excellent elevated view of the surrounding countryside. A spiral staircase, located outside the square of the house, gives ready access to the house interior and to the roof deck.

$2,900 to Build!

Sherman, Texas

MY DEAR MRS. AUSTIN:

I read your reply to Mrs. Hoff in the August, 1937, AMERICAN HOME. I do not know where Mrs. Hoff lives, but you would be surprised how many homes are built in the South costing from $2,500 to $3,000. I have recently moved into a new six-room house that cost $2,900 to build. It is well built, has hardwood floors, built-in tub, gas connections in all rooms, gas water heater, asbestos wrapped water pipes. Woodwork is white enameled, the walls are in excellent taste, the light fixtures are simple, there are base plugs in all rooms, and linoleum on the kitchen, breakfast room, and bath. There is a one-car garage. This house is cool in summer and will be easy to heat in winter as it is so compact. The house is white with blue shutters and is on a corner lot 60 x 150.—(Mrs. Geo. H.) STELLA C. DIRMEYER.

FREE DECORATORS CHART
Shows many different color schemes of rugs, drapes, upholstery, etc., for various rooms and gives the right color of wall for each scheme. Just mail coupon.

THIS PAINT MAKES YOUR Home Furnishings look their very best



One Coat Covers . . Dries in 40 Minutes . . Odorless

LUMINALL Paint does wonders for your rooms! Gives a smart new look! Seems to "tie in" elements of the room which didn't quite fit before!

There are reasons—LUMINALL has true color values made possible by a new-type casein binder that does not distort or obscure pigments. Furthermore, it does not discolor from air or sun. Greatly improves your light. Use wherever a flat paint is desired.

Costs Less, Too

You'll be delighted with LUMINALL'S amazing economy due to its 1-coat coverage, a big saving in labor and paint. Thins with water. Odorless and dries in 40 minutes; hence, redecorating is quicker and more pleasant.

Use LUMINALL on the walls and ceilings of your best rooms for its greater beauty and decorative effect; use in halls, closets, attic, and basement because of its economy and for better light.

Recommended by your master painter for its splendid paint qualities. Sold by an authorized dealer near you. Mail coupon for Interior Decorators' Chart—free!

LUMINALL for All Interiors

NATIONAL CHEMICAL & MFG CO
Dept. A, 3623 South May St., Chicago
☐ Send the LUMINALL Interior Decorators' Chart showing how to select wall colors to harmonize with present color scheme of home furnishings.
☐ Send literature on "*Outside*" LUMINALL, the sensational new synthetic resin paint for exterior of brick, stucco, or concrete.
Name.....
Address.....

Are You Planning Spring Gardens?

Here are four of the most practical "How-to-do-it" books on gardening ever prepared for the home gardener. And they are brand new—just off the press.

They tell you in simple language just how to lay out a garden, how to landscape your yard for best results. They tell you what seeds to choose, how much money to spend, how to prepare the soil.

One whole book tells you how to grow your plants and how to care for them. It is an A B C book for the amateur that will bring astonishing results.

Other books tell you how to build water gardens and pools, rock gardens, and small greenhouses. They give you plans and formulae for the construction work and estimate the cost.

FOUR NEW BOOKS
with Hundreds of Illustrations

Rock Gardens, Water Gardens and Pools	60 pages	35¢
Indoor Gardening and Flower Arrangements	104 pages	50¢
Garden Planning, Making and Foundation Plantings	168 pages	60¢
Garden Flowers and How to Grow Them	240 pages	$1.00

Other books describe indoor gardening and flower arrangements. They tell you how to build garden fences, sun dials, bird houses, fountains, arbors and garden furniture. They describe the efficient tools to use and short-cut equipment of all kinds.

When you plan your gardens this spring you should have these books before you. They will help you at a thousand different points.

Pick out the books you wish and send us a remittance to cover their cost. If you don't like them when you have seen them, send them back. We guarantee to refund what you paid us.

The AMERICAN HOME
251 Fourth Ave., N. Y. C.

"Blue gates"

[*Continued from page 27*]

The cabin has the air of having been here for many years and the casement windows have blue trim to keep out the haunts, as all cabins in the South have that protection. A little hedged-in garden faces the Dutch door, and a terrace and arbor with heavenly blue morning glories finishes the end of the cabin, with a bird bath, old magnolia trees, flowering fruit trees, and pansies edging the flagstone walk.

One enters the living-dining room and facing the antiqued robin's-egg blue door is the lovely paneled pine wall and fireplace built of old brick. There are bookcases at each side and two doors also of robin's-egg blue, one leading into the bedrooms and the other into the kitchen. The window curtains are in a rusty wood tone; the chintz covering the furniture is from an old document, a faded blue background with deeper blue morning glories and a general all-over pattern of soft brown, which picks up the colors in an old flower painting over the fireplace and is also repeated in the beautiful antique hooked rug. The tiny robin's-egg blue cornice brings out the color of the old pine wall. The furniture is an appealing mixture of early North Carolina, old Provence, and Italian. An Italian settee has a North Carolina homespun spread as a covering. They blend with the oyster-colored wall above the wainscot of old pine and floor of wide old pine boards, waxed to a soft sheen, making a completely charming and comfortable room.

The bedroom has a quaint paper of pale peach; the chintz is a dusty pink with apple blossoms and a dull blue foliage. A beautiful high four-post fruitwood bed with turned posts and curved

canopy, and the high chest of drawers are old North Carolina. The dressing table is placed in an alcove window with convenient closets on both sides. The woodwork and ceiling are a soft pink, as Catherine Pierson has a definite dislike for white ceilings. The little guest room has an old fireplace and is done in red and white. The enchanting bed, with ruffles and headboard in white chintz quilted in red, is the keynote of the room.

The kitchen, in spite of being purely practical, is full of color from the string of Mexican gourds to the baseboard, which is painted a lobster red. It would be a pleasure to be a cook in such a kitchen.

—Alice Burt Hunt

How are your fireplace manners?

[*Continued from page 10*]



Praise the new, cherish the old.

8. Bring in both logs and have a grand farewell blaze.

9. Throw yourself into immediate action and save the rug by tossing the coal back into the fire.

10. If the conversation remains lively, throw on more logs and stay all night. Morning coffee made over the open fire is worth staying up all night for and is lots of fun. Social custom differs on this point, but, anyway, it is well worth trying.

House Plants as Heirlooms

HOUSE plants as heirlooms may sound to many like a new phase of horticulture, but I know of three quite ordinary plants that have been growing in pots in living rooms under average home conditions for nearly half a century.

The illustration shows a plant of Aloe variegata which has been in the possession of a Mrs. McCormick, of Pennsylvania, for thirty-three years; it was sixteen years old when she obtained it. She, herself, is eighty-six years old and has loved and cared for plants all her life. The aged plant is about three inches high and originally was a single specimen. Two additional shoots, developed from the parent, have been preserved; others were lost in an effort to separate and pot them.

This particular plant has very few roots and just sits on top of the soil which is a light, sweet, porous mixture of sand mixed with a little loam; a little leafmold from the woods is added annually. As it should be kept rather dry, only a little water is given—about five tablespoonfuls a month. That it needs so little, makes the plant particularly suitable for the hot, dry atmosphere of living rooms.

In summer it is kept in a well-lighted, enclosed porch. In winter it is covered with a bell glass, obtained in the household department of a department store. The bottom is raised slightly on one side to admit a little air. Ordinarily plants of this kind do not require this extra protection. All the aloes are natives of warm countries and desert regions, and do well in the same soil and pots for several years. They should be kept in full sun.

A second old plant has been growing in a pot and blooming annually for forty years in the house of Miss Mary A. Paige, of Massachusetts, who has also started many young ones from it. It is a wax-plant (*Hoya carnosa*), an evergreen climber which was a favorite house plant years ago, but which today is seen far less often than its usefulness merits.

The leaves are thick and fleshy. The pinkish, fragrant, waxlike flowers give it its common name. A drop of sweet fluid appears in the center of each blossom. Hoyas like a warm temperature and a soil composed of old rotted sod and peat or leafmold, to which has been added a small quantity of sand and broken charcoal. In winter, the soil should be kept rather dry. During the growing season supply water freely but provide good drainage and slight shade, and keep the foliage clean.

Another half-century plant is a potted Christmas cactus (*Zygocactus truncatus*) now belonging to a Mrs. Ann Thomas, of New York State, to whom it was given by a neighboring family who had cherished it for years.

—EDWARD C. VICK.

For fifty years, believe it or not, this plant has grown in this very same pot!

I'm for the Amaryllis

AMONG the bulbous plants that offer some of the best plant material for adorning our homes in winter, the amaryllis merits attention, particularly the giant American hybrids. With little care one can obtain stems a foot to eighteen inches or more in height bearing from two to four or more gigantic, lilylike blossoms ranging in color from white to deep garnet and enhanced by markings of red or white running from the throat to the tips of the petals.

Their culture is of the simplest. Use fairly good soil and a pot but little larger than the bulb itself, which should be planted with its upper two thirds protruding from the soil. Soak well and set the pot away in a cool, dark place for several weeks. With the temperature at 40 to 45 degrees F. the roots make a good start and become well established, while the top—that is, the flower stem—grows but slowly; this leads to flowers of much better quality. A paper bag placed over the pot during this period will help retain the moisture in the soil and, if kept on for a while after the top has started active growth, will tend to make the stem taller.

When the roots are well established (this may be ascertained by tugging gently at the bulb), place the pot in a warm room and let the top grow. If the bulb is planted after Christmas, it should bloom in six or seven weeks; if planted before, it may take longer. From then on give

Nu-Glaze T.M. REG.
Glazing Compound
Sets to Rubber-like Consistency
For fastening glass in wood or steel sash, and replacing old putty. Will not dry out, crack or peel under any weather condition. Also used around kitchen sinks, bath tubs, filling nail holes and general patching purposes. Sold by leading hardware and lumber dealers everywhere. One lb. to 880-lb. containers.
MACKLANBURG-DUNCAN CO., OKLAHOMA CITY

KNITTING WOOLS
Pure Wool for afghans, crocheted and hooked rugs, suits and sweaters, also yarns for hand loom weaving. Send for free samples.
CONCORD WORSTED MILLS Concord, N. H.

Get this **SHOWER BATH** at **FACTORY PRICE**
AS LOW AS $21.95
Easy To Install In Space As Small As 2½ ft. Square
Complete, ready to set up. Easily and quickly installed in any room having water connections. Used in homes, apartments, summer cottages, hotels, etc. Size, 30"x30"x76" and larger. Sturdily built of galvanized steel. Beautiful Baked Enamel White inside and outside. Has Curtain Rod. Adjustable self-cleaning Shower Head. Hot and cold water faucets. Soap dish. Drain in floor. Write for **FREE Booklet.**
NORMAN STEEL SHOWER BATH CO.
NEVADA, MO.

After 26 years we repeat—

No Longer a Disagreeable Task
Sani-Flush, so easy to use, quickly cleans water-closet bowls, making them white as new—and it positively
cannot hurt the plumbing connections
Sani-Flush
Cleans Water-Closet Bowls

• **This advertisement appeared 26 years ago. Still today, SANI-FLUSH is the easiest and best-known way to clean toilets. (Also cleans out auto radiators.) Directions on can. Sold by grocery, drug, hardware, and 5c-and-10c stores. 10c and 25c sizes. . . . The Hygienic Products Co., Canton, O.**

NEW 1939 **DRAPERY BOOK**
AND 25 SAMPLES for NEWEST MATERIALS only **10c**
To acquaint you with our low direct-from the-mill prices and the quality and beauty of Itasca Weaves, we make this unusual offer. Send only 10c to cover cost of handling and mailing and we will send you 25 samples of Latest Itasca Weaves together with our new 1939 edition of Modern Homemakers Book. Book contains dozens of ideas for making beautiful but inexpensive draperies, slip covers, bedspreads, etc. More than 50 illustrations show latest styles. Book and samples will enable you to—
SAVE ⅓ OR MORE ON BEAUTIFUL NEW FABRICS
—such as Ratines, Jacquards, Crashes, Osnaburgs, and Basket-Weaves. You buy direct-from-the-mill at factory prices. Send only 10c (U. S. silver or stamps) for your 25 samples and copy of 1939 Modern Homemakers Book. Write today!
BOTH FOR ONLY 10c!
ITASCA WEAVERS GUILD, DEPT. B-2, ITASCA, TEXAS

Safer SEWAGE DISPOSAL
Before you build—or install new plumbing—in home or camp, learn why the San-Equip Master Tank is *safer*. Find out how it protects you against clogged drains, damaged walls, ruined floors or furnishings. How it ends the risk of digging up large sections of your lawn. Six exclusive features are your guarantee of satisfaction. Easier to install. WRITE NOW for free booklet, "Safer Sewage Disposal."
FOR HOMES that are OUTSIDE SEWERED AREAS
WRITE NOW!
SAN-EQUIP INC.
712 E. Brighton Ave.
Syracuse, N. Y.
San-Equip MASTER TANK
San-Equip MASTER SEPTIC TANK

SNOW TRIPS AUTO TRAY, ONLY $1

Eat in comfort inside your car. No more coffee juggling or upholstery stains. Great for old people, children, workmen. Rubber-tipped Ponten metal tray hooks over window frame in 5 seconds, folds easily; no screws or attachments. Fits *inside* any car. Keep window up or down. Baked enamel finish. Strong and roomy. Thousands in use. Order one or more *direct* NOW; only $1; we pay postage. **PONTEN MANUFACTURING CO., 1445 So. 5th St., Berkeley, Calif.**

YARNS

CUT RATE PRICES

KNITTING WORSTEDS 35¢ *Skein*

Saxony, Shetlands, Velveens, etc. LOWEST CUT RATE PRICES. *FREE* Sample Color Card, instructions & NEW *Style Flash*. 30 new models. Write today. Est. 22 yrs. **F & K YARNS, 85 Essex St. (Dept. G2), N. Y. City**

EARN EXTRA MONEY at Home

You Can Increase Your Income quickly and easily at home. Wentworth supplies you with work and furnishes all materials. Write today for **FREE BOOKLET.**

Wentworth Pictorial Co. Ltd.

DEPT. 310 Hamilton, Ont.

SURE—I USED TO CHASE CARS!

I had the habit — till the Boss read that Albert Payson Terhune article in the new Sergeant's DOG BOOK telling why I chase 'em and how to stop me.

The Boss is a swell guy — but he can't know everything, see? So — he gets the DOG BOOK and learns all about foods and medicines for me! All about training, and breaking bad habits.

Now I can take cars or leave 'em alone — and I haven't been off my feed for months. That BOOK'S got something. It's free to you at drug and pet stores — or with this coupon. Don't miss it!

Sergeant's DOG MEDICINES

POLK MILLER PRODUCTS CORP.
Dept. GA-2, Richmond, Va.
Please send a free Sergeant's DOG BOOK to:

Name_____

Address_____

City_____ State_____

the plant plenty of water and, in time, a little fertilizer; but not too soon, lest the leaf bud be forced into growth to rob the flower bud of necessary nourishment. You see, naturally the leaves do not appear until after the flowers are gone. When the blossoms have faded, cut the flower stalk off but keep the plant growing. As the leaves become prominent they prepare nourishment for another season's blooming. Therefore, give the plant a little more fertilizer and, when warm weather arrives, set the plant out-of-doors in a cool, shaded place where the soil in the pot will not dry out too rapidly.

Just before frost comes, stop watering; and when the leafy top has died down, take the bulb out of the pot and dry it off for a few days. After that keep it resting in a cool, dry place for three months or more before attempting to grow it again. If the weather stays mild so that the plant does not die down readily, dry it off and dig it up anyway. After it has been rested properly, it can be brought into flower again, provided it has had an opportunity to store up sufficient nourishment during its growing season. The Amaryllis is seldom bothered by insects or disease and with a little care, it can be grown for several years to provide a series of bright, cheery blooms just at the time of year when they are most appreciated.—EDWIN F. STEFFEK

Why not Vegetables?

SWEET potatoes, carrots, and parsley are three vegetables that may be grown indoors as decorative winter house plants, says A. J. Pratt of the New York State College of Agriculture. A small sound sweet potato, planted an inch or two deep in a pot of good garden soil and kept moist, will grow rapidly and produce a vine similar to that of the morning-glory to which it is related. Good results may also be had by planting the sweet potato in a jar of water; or, simpler still, a large root can be hollowed out and hung by wires in the window. Keep the hollow filled with water, and as the shoots grow, train the vines up wire supports or allow them to trail down across the window.

Carrots are handled in the same way. Plant a root in soil in its normal position. If most of the top is cut back new growth starts more quickly and will be more vigorous. Like sweet potatoes, carrots also do well if started in a jar of water or if hollowed out, hung up, and kept full of water.

"Imagine! That Old Closet, NOW A COMPLETE EXTRA BATHROOM"

For Your Home, too, NOW!

● In a corner, a little-used closet—in no more space than a comfortable chair requires, you can install a Weisway Cabinet Shower. A leakproof, self-contained bath, complete with shower head, valves and drain! Easily, quickly installed; no special treatment of building walls or floor.

Vitreous porcelain, non-slip floor; safe, sanitary, permanent. Weisway brings new enjoyment to shower, the modern way to bathe. Models for all types of homes, new or old. Learn how you can have an extra bath, now, at small cost.

MAIL COUPON for details, no obligation.

WEISWAY *Cabinet Showers*

HENRY WEIS MFG. CO. (Est. 1876)
208 OAK ST., ELKHART, INDIANA
Please send complete information about Weisway Cabinet Showers for [ ] present home [ ] new home.

Name_____

St._____

City_____ State_____

The Book of REMODELING

shows 58 examples of successful exterior and interior remodeling jobs. It is thoroughly illustrated with photographs showing the before and after effect.

There is the roof at the top. There's a new porch to be added. There are new windows to be put in. There are serviceable cupboards to be built. Hundreds of suggestions and the help you need.

ONLY 35c

"The Book of REMODELING" is only 35c, and we will refund it promptly if you are not satisfied.

The AMERICAN HOME
251 Fourth Ave., New York

Women EARN $23 WEEKLY... ...and GET YOUR own DRESSES FREE

Just demonstrate Paris-Styled Dresses direct from factory. Earn up to $23 weekly and in addition get all your own dresses FREE! **NO CANVASSING • NO INVESTMENT** No regular canvassing necessary and not a penny needed to invest. Everything you need to start at once sent FREE. Write fully, giving age and dress size, for this amazing Free offer.

FASHION FROCKS Inc. DEPARTMENT 99175 CINCINNATI, OHIO

Wall treatments

[*Continued from page 26*]

masonry or existing plaster wall, small furring strips form nailing surfaces. The tiles, which are usually for ceilings, require a plywood or plaster base.

Numerous types of wall treatment are possible with wallboards. The random width planks are available with beaded edges, with beveled edges, and with tongue and grooved edges all of which simulate the vertical wood boarding of Colonial interiors and which can be painted any color desired. It is also possible to create paneled effects by using large sheets with raised cross strips and vertical divisions between; planks laid horizontally lend themselves very well to Modern interiors. Some of the wallboards available are already scored in the form of tiles and also in grooved, vertical lines; in fact nearly any pattern may be cut on some of them.

Mouldings are of great help in wallboard wall decoration; they conceal joints and give a solid appearance and variety to the wall. Real wood mouldings work especially well in giving a convincing aspect of wood to the whole wall in paneled effects or in batten strips; there are also scallops, and reeds, and all kinds of attractive modern mouldings in wallboard composition while metal trim in aluminum, chromium, copper, and the like add brilliant touches to interiors of Modern design. One of the boards is manufactured in a mould cast from actual wood so its surface and texture resemble real wood and there are others which have finishes in walnut, knotty pine, Douglas fir, and the like which are reproductions of real wood. There are also real wood veneers cemented to a fabric backing which can be applied to wallboard. Recently plain wallboards have been introduced in curved sections and some of the colored wallboards, made of asbestos and cement products, especially designed for bathroom and kitchen use, have heavily laminated, hard wearing surfaces which can be bent.

The advantages of wallboard are numerous. Especially important is the fact that it serves as insulation while providing a decorative finish. Rooms finished with these materials are definitely easier to heat and more sound-proof. It offers many possible surface treatments; it can be stained, painted, papered, or lacquered and waxed. It is vermin-proof and rot proof and can be obtained in fire-resistant and fire-proof composition. It is ready-made in standard sizes which are easily handled and installed; it will not develop cracks and is resistant to abrasion.

9 amazing
NEW ROSES

They are the remarkable Horvath rugged strain; both the flowering bush and climbers. For example, here are three of the nine. They are all in our New Free Hand Book.

For Dooryard — *Mabel Stearns*
A perpetual bloomer. 2½ feet, with a spread of 4 to 5 feet. Lovely light pink; delightfully fragrant; lasting long when cut.
Plants each $2. Per doz. $20.

For Hedges — *Pink Profusion*
Horvath's Pink Profusion is perfect for a hedge. As a border shrub it's ideal. Grows 3 to 4 feet high. Clusters of deep pink perpetual blooms. Stands the rigors of hard winters.
Plants each $1.25 Per doz. $12.50

Pink Tea Rose — *H. T. Sterling*
This new Sterling is by far the loveliest of Pink Teas. Magnificent flaming pink with base of bloom in yellow. Robust in growth. Great freedom of bloom. It's bound to be the 1939 favorite.
Each $1.50 Per doz. $15.

Wayside's New Hand Book Free
Not just a catalog. It's now a 160 page Hand Book with full cultural directions. Hardy Plants, Roses, Bulbs and Sutton's Seeds. 32 pages in color. Send five 3 cent stamps to cover forwarding charges. Or drop a postal and it will be sent by express, 15 cents collect.

See page 85 for our Ad. on New Hardy Plants

Wayside Gardens
12 Mentor Avenue Mentor, Ohio

Tricker's Colorful
WATER LILIES
Beautiful
New Catalog Now Ready
Profusely illustrated in natural colors. Helpful directions show how to succeed with aquatic plants. Tells all about Tricker's large, healthy plants. Guaranteed to bloom. Surprisingly low prices. Write for FREE copy today! (Canada 15c)
FREE
Wm TRICKER Inc.
Everything for the Water Garden
9201 Brookside Ave. Saddle River, N. J. or 9216 Rainbow Terrace Independence, Ohio

FREE Michell's 1939 GARDEN BOOK
SCARLETT O'HARA MORNING GLORY
All America Gold Medal Winner
Vivid scarlet. Early and prolific bloomer. Blooms are 3 to 4 inches in diameter. Packet, 25¢
1939 Garden Book—Free. A wonderful reference book.
504 *MARKET STREET*
MICHELL'S SEED HOUSE *Philadelphia, Pa.*

1939 EDITION NOW READY
ALL ABOUT THE NEW ROSES
Free
Write today for this beautiful new rose booklet. Sketches, charts and experts' advice insure success with roses. All 26 latest rose creations in natural color.
ETERNAL YOUTH
The long sought for pink rose. Clear pink. Pointed bud. Vigorous. Hardy.
JACKSON & PERKINS COMPANY
The World's Largest Rose Growers
Dept. A29 Newark, New York State

NEW GARDEN BOOKS

E. L. D. SEYMOUR

EDEN ON A COUNTRY HILL. By Ruth Cross. Kinsey, $2. What they wanted was the kind of security that comes from having one's feet on the ground and "the comfort and convenience of the city combined with all the rich advantages the country has to offer." What they had was about $2,000, courage, determination, a willingness to work hard and wait patiently for results, considerable ability to turn their ideas into realities and make things with their hands, and, possibly, unusual luck in their casual choice of a homesite and neighbors. What they did was to buy a 40-acre, nearly abandoned New England farm for $2,500, sell a part of it and some of the timber for $2,650, arrange a little local financing, and move in—he giving up his city job to concentrate on homemaking, while she divided her time and energies between that and free lance writing as a source of occasional checks. For a further investment of about $7,500 for improvements and "eleven years of our lives" they now find themselves possessed of "a property worth $15,000 in anybody's money" which has already returned them some $1,250 in guest cottage rentals and over $3,500 for nursery stock and other plant products of the place; also the realization that they have lived happily, healthfully, and contentedly while attaining their goal. Miss Cross tells easily, charmingly, and in generous detail how it was done, and throws in for good measure some practical suggestions and cautions for others who have dreamed of doing likewise. But even for those who have no such ambitions, it is a readable, enjoyable, alluring little book.

TO PERSIA FOR FLOWERS. By Alice Fullerton. The Oxford University Press, 1938. $3. The plant and garden enthusiast should not expect too much, and the general reader need have no apprehension because of that title—but both can get a lot of information and enjoyment from the book that bears it. Whether by design or happy accident, Mrs. Fullerton has told simply the story of the trip that she and Miss Nancy Lindsay took to Persia as special botanical collectors of the British Museum, and of the five months they spent in a remote village isolated from Europeans as well as English speaking people. Except for occasional references to particularly interesting plant discoveries—certain tulip and iris species, Rosa berberifolia (which is cut and fed to camels) and others—she has left the presentation of any horticultural record to her companion and produced a delightfully readable, graphic, sympathetic, and often amusing account of their remarkable expedition. Not that she lacked interest in or information about the plants they sought, or failed to do her share in the collecting and the cultivating of some of their finds in their little temporary garden. But she has concentrated rather upon the sights and sounds and people that surrounded them, the social amenities that they responded to as best they could, and the emergency medical treatments they gave hoping not to spoil the reputation that *ferengis* (foreigners) have gained as *hakim* (doctors). The result is a strikingly clear and revealing picture of a distant, little known region, and the arousing (in this reader, at least) of an amazed admiration for the nonchalant, typically English way these two intrepid ladies conceived and then carried through the project.

THE GARDENER'S DAY BOOK. By Richardson Wright Lippincott, $2.50. Another of this indefatigable editor-author's calendrical collections of comment, counsel, and literary whimsy on a wide range of subjects, but with the emphasis naturally on gardening. (That even the typewriters of the masters sometimes slip is indicated by his advice to "Spray roses with Black Leaf 40 . . . if brown canker appears." But there's lots of real wisdom and enjoyment in the volume to offset that.)

THE NORTHERN GARDEN. By Daisy T. Abbott. University of Minnesota Press, 75 cents. A paper-covered, 96-page booklet of week-by-week directions based on twenty years of practical experience and seven years of newspaper writing, lecturing, and club work for the home gardeners of her State.

INSECT ALLIES. By Eleanor King and Wellmer Pessels. 48 text pages plus 20 of halftone illustrations. Harper and Brothers, $1.25. A brief introduction, written in journalistic juvenile style, to the theory that "in the large economy of nature, insects are beneficial." Most books on insects in relation to mankind concentrate on how to control or exterminate them. This one develops the thought—to which increasing attention is being given—that, since there are many beneficial insects, the field of economic entomology should include conservation of the desirable as well as destruction of the undesirable kinds; also greater use of the biological method of control, that is, the employment of more parasites and less poisons.

Get a full yield from
FERRY'S DATED SEEDS

TESTED FOR 1939!

Now *you* can distinguish between seeds in their prime and seeds that may be too old to produce a first-class crop. Ferry's Seeds pass rigid tests for vitality and germination each year before being packeted. THEN EACH PACKET IS DATED. This date is your assurance that the seeds are live and vigorous.

Plant for a crop—not for a sample!

Your flowers and vegetables can be only as good as your seeds. Take the guesswork out of gardening this year. Plant Ferry's DATED Seeds—you *know* they're in their prime!

Be sure your seed packets are stamped "Packed for season 1939." Buy them from the red-and-silver Ferry display at your local dealer's. Popular favorites—many at 5 cents—and new introductions, too; all selected for your locality. TESTED AND DATED FOR 1939.

BUY FERRY'S SEEDS FROM THIS CONVENIENT DISPLAY

Ferry-Morse Seed Co., *Seed Growers*, Detroit and San Francisco. Handsome 1939 Home Garden Catalog mailed on request.

FERRY'S *Dated* SEEDS

USE FERRY'S GARDEN SPRAY—NON-POISONOUS, NON-STAINING, ECONOMICAL

"... How does your garden grow?"

—with seedlings or "weedlings"?

HERE's a new, easy way to tell them apart: Each Dreer's Flower Seed packet carries "Dreer's Picture Story of Seedlings"... enables you to identify each plant from the start. Begin your 1939 garden right! —

SEND AT ONCE FOR

DREER'S 1939 GARDEN BOOK

FREE— Use coupon or post-card

More than a catalog!... A *gardening GUIDE* that's a real help to fans who enjoy the finest in flowers and vegetables. Dreer-quality Seeds, Plants, Bulbs, Roses, etc. New flowers, rare novelties, and all old favorites. *Remember* — Dreer is dependable; Dreer prices are attractive. For 101 years the House of Dreer has supplied leading gardeners with products of unquestionable quality.

HENRY A. DREER
101 Dreer Bldg., Phila., Pa.

Please send your complete 1939 Garden Book.

Name.....

Address.....

Burpee's *Giant* DAHLIAS

3 favorite colors, pink, red and yellow—1 of each, all 3 Roots (value 75c) postpaid for just 25c! *Or, send $1 for 12 Roots*, these same 3 colors, any no of each. Guaranteed to bloom. *Burpee's Seed and Bulb Catalog free.* Very low prices.

3 ROOTS 25¢

W. Atlee Burpee Co., 284 Burpee Bldg., Phila., Pa.

SUCCESS WITH SEEDS

FREE *this valuable bulletin!*

If you want better seed germination, better growth and better flowers this year, be sure to send for our Free bulletin, "Growing Plantlets from Seed." It's filled with practical worthwhile garden information. Tells how to get the most from seed, how to prepare the soil, etc. Write today for your Free copy. Address Dept. AH-2.

PEAT INSTITUTE OF AMERICA
Div. Peat Import Corporation
155 John St. New York, N.Y.

New things for gardeners

[*Continued from page 39*]

vides more unbroken glass surface, lessens condensation and drip on the benches, and omits outside horizontal pieces for icicles to form on and which prevent ice and snow from sliding freely off the roof.

Following the wave of mildly hysterical excitement over what has been called "tank-farming," "hydroponics," and by other names, there has come a welcome calm characterized by a clearer understanding of the subject, what it offers, and what it does not. The publication of the first really comprehensive book on the subject ("Soilless Growth of Plants" by C. Ellis and M. W. Swaney) helped bring orderly knowledge out of chaotic conjecture. While there is much still to be learned, the general public is realizing that, as in any kind of gardening, there are rules to be followed and requirements to be met whether the method followed is actual water culture, in which the plant roots are submerged in a nutrient solution, "sand culture" in which sand replaces soil and is moistened frequently by a continuous drip process (Fig. 15), the sub-irrigation method, in which plants are grown in a bench of gravel or ashes and regularly flooded from below with the feeding solution which is then drained off.

There is no doubt that sand culture is a convenient, efficient way to grow seedlings in flats. As seen in Fig. 14, in which the tomato seedlings at the left were grown in soil and those at the right in sand, it produces a superior root system, and it permits the lifting of the small plants with ease and minimum root injury. At the New Jersey Agricultural Experiment Station there has been evolved an interesting application of soilless culture to the growing of house plants. The device, perfected by Mr. Victor A. Tiedjens, consists of a plant box of any desired size to which is hinged a second deep, narrow metal container with a liquid capacity equal to that of the box (Fig. 4). The latter is filled with washed gravel, coarse sand or cinders in which the plants are set, and the container is filled with the correct nutrient solution. As often as may be necessary the container is lifted until the solution pours onto the gravel, filling it level full (Fig. 4A). As it is returned to its former position, the solution drains back into it through a rubber tube to be used over and over for two or three weeks, after which a fresh solution should be prepared. Mr. Tiedjen states that "any nutrient solution can be used which has previously given good results," but suggests the following as satisfactory for average conditions: Per gallon of water use of superphosphate (16%) 1½ teaspoons; potassium nitrate ¼ teaspoon; calcium nitrate 1 teaspoon; magnesium sulphate (epsom salts) ½ teaspoon; ammonium sulphate ⅛ teaspoon (the last to be added only if the leaf tips begin to show yellow). Patent rights for this device are held by the Rutgers Endowment Foundation, New Brunswick, New Jersey.

The era of stream-lining has definitely reached garden implements and manufacturers are now seeking not only more efficiency with less effort and better balance through the application of mechanical principles, but also a more pleasing appearance through the refinement of form and the use of color. (Fig. 5) One popular line is handsome with shining blue handles and gold-finished metal. Its newest item is a garden shovel, small and light enough for "junior and misses" use, but given great strength by an exclusive thickened "backbone" from handle to blade tip. Another series concentrates upon the advantages of tilling the soil by a pulling rather than a pushing motion; it has added a light metal lawn broom to its collection and a handy, wire-pronged hand broom (Fig. 5A), especially useful for clearing leaves from rock gardens and flower beds, the base of hedges, and other inconvenient places. From another quarter comes a set of all-metal hand tools—trowel, fork, and cultivator—brightly finished in chromium with brilliant red tips (Fig. 12). This combination is almost certain to prevent the overlooking of a tool left out in the garden. We used to be prejudiced against hand tools without wooden handles, but this all-steel set bids fair to dispel our prejudice; and what a splendid week-end gift it would make for a garden-minded host or hostess!

A preview of the latest developments in lawn mowers, a few of which are illustrated, is almost enough to make one sorry that the lawn mowing season is still several months away. Among these are an improved aluminum, rubber-tired, rubber-rollered member of the famous Pennsylvania family (Fig. 6); the high-class, precision machined Clemson, in chrome plate and baked enamel finish (Fig. 7), one of the handsomest garden tools we have ever laid eyes on and well entitled to its place in the upper price scale; two improved gasoline driven mowers—the Eclipse (Fig. 8) and a new model in the Evinrude Lawn-Boy series (Fig. 9); and finally two electric machines—the Easi-mo (Fig. 10), and the Roberton (Fig. 11), which make it pos-

PETUNIA—Sutton's Blue Bedder
63c. and 38c. per packet

American Garden-lovers are finding new inspiration in the pages of Sutton's Catalogue of English Seeds, new ideas for planning and planting.

American visitors to England are always welcome at the Trial Grounds at Reading (only 40 minutes from London).

Catalogue from Mr. G. H. Penson, Dept. A.3, P.O. Box 646, Glen Head, Long Island, N.Y. 35 cents postage paid.

Comprehensive stocks held by
The WAYSIDE GARDENS Co., Mentor, Ohio,
and R. H. MACY & CO., INC., 34th Street and Broadway, New York City.

Or orders may be sent direct to:

Sutton's Seeds

SUTTON & SONS, Ltd., Dept. A.3, Reading, England

CONDON'S GIANT BEEFSTEAK TOMATO

"King of the Market." Big Money Maker. Large Solid Fruit—Excellent Canner. To introduce to you our Vigorous Northern Grown "Pure bred" Garden, Farm and Flower Seeds, Bulbs, House Plants, Fruits and Nursery items, we will mail you 125 Seeds of Condon's Giant Beefsteak Tomato and our big 1939 Catalog. Most Complete Seed and Nursery Book—600 pictures, many in color. Bargain Prices. Write today.

FREE

CONDON BROS. SEEDSMEN, Box 10, Rockford, Ill.

Burpee's SEEDS 5 pkts. 10¢

Special! Grow vegetables this year—Marglobe Tomato, Detroit Dark Red Beet, Chantenay Carrot, Black-Seeded Simpson Lettuce and Scarlet Globe Radish, *a 10c-Pkt. of each, all 5 for 10c!* Burpee's Vegetable and Flower Seed Catalog free.

W. ATLEE BURPEE CO., 285 Burpee Building, Philadelphia

FREE CATALOG

ROSES

Hardy, Two Year, Field Grown plants. Lowest Price. Shipped freshly dug direct to you. Free illustrated folder describing many beautiful everblooming varieties. Write today!

TYTEX ROSE NURSERIES, Box 532-A, Tyler, Texas

BLUEBERRIES A PROFITABLE ORNAMENTAL

Be the first to raise CULTIVATED BLUEBERRIES. The coming sensation. Very ornamental. Exquisite white blossoms; leaves change from green to red; grow 6 ft. tall. Eat delicious jumbo sized berries with cream. Two to four bushes will supply average family with mouth-watering blueberry pies all season. Big money-maker for planters. Sell from 50c to 75c a quart. Fully described in our catalog of over 100 real bargains in plants, trees and shrubs. Write now.

Whitten-Ackerman Nursery, Box 79, Bridgman, Mich.

Kunderd's Gladioli and Garden Book NOW READY SEND FOR IT TO-DAY

You can always be proud to show to your friends.

Kunderd Gladiolus

Gorgeous flowers, in scores of colors and shades, come from Kunderd Bulbs. These big, strong, thrip-free bulbs cost little. Special collections of garden plants also offered. Order now for early planting. A post card brings this lovely free catalog and opens the way to a glorious garden of flowers. Write today.

FREE 32 PAGE ILLUSTRATED CATALOG SEND A POSTAL CARD FOR IT NOW

A. E. KUNDERD, INC.
201 Lincoln Way Goshen, Indiana

WATER LILIES

Rainbow Colors

MY *Full-of-Bloom* CALIFORNIA GROWN WATERLILIES ARE GUARANTEED TO GROW AND BLOOM FREE POSTAGE ANYWHERE!

FREE CATALOG

My large, hardy plants are lowest in price. Bloom at once. Send today for My New Catalog Beautifully Illustrated in Colors.

P.O. Box B-1

JOHNSON WATER GARDENS HYNES, CALIF.

Giant ASTER NOVELTY

Grow this *New* **Aster**-*It's different.* Our **Trials** produced **Mammoth Blooms,** *curled and interlaced,* in several shades of **Lavender** with *white stripes* on edges petals, all on one plant, *Wilt-Proof.*

$100. FOR BEST NAME

We are sending out **Test Pkts.** to see if it comes *true* in all sections and offer **$100.** for **NAME.** *Rules Printed on Pkts.*

Test Pkt. (*30 seeds*) **FREE** if **STAMP** is sent for **POSTAGE. 1939 Seed Book FREE.**

F. B. MILLS Seed Grower, Box 98, ROSE HILL, N.Y.

New CACTUS

Grow these wonderfully interesting and beautiful flowering plants. Write for my new ***Free*** catalog, 24 pages of colored pictures and descriptions. A fascinating hobby for the window gardener or apartment house dweller. Grow anywhere! Johnson Cactus Gardens, Box 2, Hynes, Calif.

FREE BULLETIN FOR **ROSE LOVERS**

Protect your roses from insects and disease with TRI-OGEN. Grow luxuriant blooms. FREE bulletin tells how. Write today.

Rose Mfg. Co., 281 Ogen Bldg., Phila., Pa.

FEED YOUR PLANTS

THE MODERN WAY

Use Stim-U-Plant—original plant food in handiest TABLET form. Makes plants grow faster, bloom better. No fuss, muss or odor. Proved results. Economical. Ask your dealer or send 10c today for full size package.

Agri-Lab., Inc., 3447 Milton Ave., Columbus, O.

STIM U PLANT

STRAWBERRIES

Allen's Berry-Book describes best Early, Medium, Late and Everbearing varieties. Tells how to grow big luscious berries for home and market. *Copy free. Write today.*

THE W. F. ALLEN CO.

328 EVERGREEN AVE. SALISBURY, MD.

10 Blue Spruce Trees $1.00 POSTPAID

Think of it! 10 healthy 4 year old Transplanted trees, 3 to 6 inches tall—only $1. Postpaid. Send today. . . . Bargain No. 2.—**50 Evergreens $3,** postpaid. All 3 and 4 year old transplanted trees, 4 to 10" tall. Ten Each White Pine, Norway Spruce, Austrian Pine, White Spruce, Scotch Pine, all 50 for $3.00 Free-this price list of small "evergreen trees. **ALL TREES GUARANTEED TO LIVE.**

Western Maine Forest Nursery Box AH29, Fryeburg, Me.

FREE ROSE BOOK

43RD EDITION, "ROSES OF NEW CASTLE," printed in exquisite colors, tells how to grow these roses, and many other flowers. Gold mine of information. Beginners ought not be without this book. *Low prices.* Write for copy. It's FREE.

HELLER BROS. CO., Box 221, New Castle, Ind.

KINKADE GARDEN TRACTOR

and Power Lawnmower

A Practical Power Plow and Cultivator for Gardeners, Fruit Growers, Truckers, Florists, Nurserymen, Suburbanites, Country Estates and Poultrymen.



Low Prices - Easy Terms Catalog Free

American Farm Machine Co. 1091 33rd Ave. S.E. Minneapolis, Minn.

Redecorate YOUR GARDEN!

Add newness to your garden — a plot of unusual Northern perennial flowers bred in the Dakotas by **Will** the Pioneer Seed House. They're different, more virile, more colorful. Write for the 1939 **Will** catalog.

OSCAR H. WILL & CO.

Box A-15 Bismarck, North Dakota

56TH YEAR

sible for the up-to-date gardening husband to wax just as enthusiastic over his labor savers as his housekeeping wife does with regard to her electric cleaners, washers, ironers, cake mixers, and what not. After all, is a home completely modernized until the outdoors is as adequately equipped with power outlets—and implements to operate from them—as the inside is?

Speaking of lawns, they will, as always, have to be watered, so it is gratifying to learn of the new Garden Club hose, said to be the lightest ever designed (Fig. 13 is offered in evidence of this), as well as resistant to summer heat, severe usage, and extra high water pressure; moreover it comes in black, green, and steel-blue to fit better into the backyard color scheme. Of an entirely different type is the Soil-soaker hose that reappeared last summer after a trial flight a few years ago. Made of porous canvas about 2 inches in diameter, it is designed, not to convey water to a nozzle or sprinkler, but to let it seep gently to and into the ground throughout its entire length. It can be used to water beds or borders, sloping terraces, narrow strips, vegetable rows, etc. The capillary movement of water in soil serves to spread the moisture a surprising distance on either side.

Nearly a year ago there came from England reports of a new way to make lawns in which sheets of thin, absorbent paper to which grass seed had been glued was spread on prepared ground, covered with a little soil, and well watered. The information was scanty and the scheme sounded fantastic, but now it appears that an Iowa firm is putting out sheets 24 by 36 inches in size similarly prepared, either with stock lawn seed mixtures or special mixtures to order. The purchaser can even have fertilizer incorporated in the sheets at slight extra cost. The idea is that soil and seed will not be disturbed by watering or birds, that the seed will be protected from the scorching sunlight and that weeds will be prevented from coming up between the grass plants by the presence of the paper. We hope to see a demonstration next spring; for repairing small areas, or wherever conditions and the saving of labor justify paying four or five times the usual bulk cost of grass seed, the invention may prove useful and worth trying.

Hurricane damage in the East last summer greatly stimulated interest in tree care and directed attention anew to what can be done with the improved methods employed by reputable tree experts. Although there are still divergent views as to the "best" cavity filling material, it is pretty well agreed that concrete—which

NEW HARDY PLANTS



NEW DAISY

Phyllis Elliott

Dainty frilled blooms 3 inches across, having a triple row of petals. Grows 2 feet tall. Make sure of having it.

3 for $1.75. Per Doz. $5.

In our new 160 page Hand Book of Plants, Roses, Seeds and Bulbs, are 27 new Hardy Plants. All of them are Wayside tested and proven to have unquestioned merit. Every one worthy of being in your garden. Just as an inkling here are seven of them which we particularly recommend.

New Hardy Mum

Clara Curtis

Hardy eight weeks flowering chrysanthemum. Covered with a carpet of 3 to 4 hundred daisy like, pink blooms, starting in September. Charming. A perfect hardy.

75c each. 3 for $2.

New Hardy Fuchsia

Blooms all summer. Ruby red flowers by the hundreds. When brought inside in the fall, keeps on blooming.

3 for $1.50. 12 for $4.50

New Hydrangea

Blue Bird

A rare one coming direct from far off China's highlands. Has beautiful true blue discs all summer. Extra hardy.

Each $1.50

New Clematis

Mrs. Robert Brydon

A late summer blooming hardy climber. A cross of Clematis Davidiana and a hardy rugged growing native specie. Grows 8 to 10 feet. Large masses of pale blue flowers. Excellent for covering fences and trellises.

Each $1.50

New Anthemis

Moonlight

Here's something choice. Blooms all summer. Pale yellow flowers, 2½ inches across. Excellent for cutting. Ideal for borders. Height 2½ feet.

3 for $1.50. Per Doz. $4.50

New Giant Blazing Star

September Glory

Six to seven feet spires of lovely regal purple flowers. Very showy. Entirely hardy and fool proof.

75c each. 3 for $2.

New Perpetual Flowering

Tritoma, Goldmine

The old fashioned red hot poker greatly improved. Delightful Havana color shaded pale yellow. Blooms all summer right up to frost.

65c Each. 3 for $1.95

NEW HAND BOOK FREE

No longer a catalog. It's now a 160 page Hand Book containing cultural directions for each item. 32 pages of full color reproduction. The book is free. When sending enclose 5 three cent stamps to cover parcel post delivery. Or send postal request and it will be sent express, 15 cents collect.

See page 83 for our Ad. on New Horvath Roses

Wayside Gardens

12 Mentor Avenue Mentor, Ohio

Burpee's Sweet Peas

6 favorite colors—scarlet-cerise, brilliant rose, cream-pink, white, lavender, true blue, a 10c-packet of each, all 6 for 25c postpaid. *Burpee's Seed Catalog Free.* Very low prices.

W. Atlee Burpee Co., 286 Burpee Bldg., Philadelphia

LILIES FROM SEED

are easily grown. Liberal pkt. of several varieties with growing instructions also pkt. of new Crown of Gold Marigold, Love-in-Mist, and Giant Zinnias, all four pkts. for 10c.

FREE Our beautiful colored catalog of bargains in Seeds, Plants, and Shrubs.

J. W. JUNG SEED CO., Box 42, Randolph, Wisconsin

10 2 YR. OLD FIELD GROWN ROSES FOR ONLY $1

Amazing Value In America's Favorites!

Think of it! 10 strong, 2-year old, field-grown guaranteed satisfactory everblooming rose bushes for only $1.00! To acquaint you with the superb blooming qualities, the hardiness, and the low direct-from-the-grower-to-you prices of Naughton's famous roses, we make this unusual offer. Send only $1.00 (check, money order, or currency) and we will ship at once (or later if desired) the following 10 roses:

1 Red Radiance (Best Red) 2 Ami Quinard (Blackish Red)
1 Pink Radiance (Best Pink) 2 Luxembourg (Orange & Yellow)
2 Talisman (Gold & Red) 2 President Hoover (Red & Gold)

Order Rose Collection No. 103

All above roses are hardy, ever-blooming varieties that will thrive throughout the U. S.—All are ready to live and bloom for you this summer!

MONEY BACK GUARANTEE!

If you are not entirely satisfied with the roses you receive, we refund full purchase price or replace them with other stock satisfactory to you. You can't lose—order now—plant early!

SATISFACTION GUARANTEED!

Write Today!

FREE CATALOG!

Save $$$! 32-pages full of amazing bargains. See it before you buy. Write for it today —It's FREE!

NAUGHTON FARMS, DEPT. R-60, WAXAHACHIE, TEXAS

THE KEY TO A *Beautiful* GARDEN!

$1 VALUE FOR ONLY 10¢ IF YOU ORDER NOW!

KELLOGG'S for QUALITY

Here is a simple, new way to fill your garden with new beauty this year! No extra work, no extra cost. Just follow the new way shown in "The Key to a Beautiful Garden." This 80-page book shows you how to plan and plant for finest results both in plant growth and full, rich blooming. Especially written at great cost by Alfred C. Hottes, nationally known expert, editor and author of many best sellers on gardening.

Easily worth one dollar, but to obtain the names of real flower lovers to receive our free, new Book of Garden Beauty, we offer it to you for only 10c, with this promise: Read it, and if you don't feel it's worth at least one dollar to you, return it and get your money back!

Transform your garden to a spot of unusual beauty following Hottes' new way. Hear friends and neighbors admire and envy you—yet it costs no more than an ordinary garden! Use the coupon below to get this 80-page, dollar-value book for only 10c (for Canada, 25c). But the supply is limited. To avoid disappointment, you must send for it AT ONCE!

R. M. KELLOGG COMPANY, BOX 1313, THREE RIVERS, MICH.

I enclose 10c (coin or stamps) for which send me a copy of the new 80-page Hottes book, "The Key to a Beautiful Garden."

NAME_____

ADDRESS_____

CITY or TOWN_____ STATE_____

3 Beautiful Hardy Magnolias

Don't Pass This Opportunity To Get These Trees Which You Have Always Longed To Have On Your Lawn

Fine, heavy rooted, twice transplanted, blooming size trees. Three best varieties for every section of the country. Three colors. Offered at this low price only by Krider's. Safe delivery guaranteed.

SOULANGEANA—Large creamy white cup-shaped flowers flushed with deep pink. Blooms often measure 4 to 5 inches across. Hardy and easily grown. 24 in. trees, postpaid, only $2 each.

LILIFLORA NIGER—Deep purplish-red blooms, pearly white on the inside. May be grown as a large shrub or trimmed as a tree. A hardy and spectacular variety. 24 in. plants at only $2.50 each postpaid.

GLAUCA—SWEET BAY MAGNOLIA—Beautiful deep green waxy foliage. Large cup shaped pure white blooms. Hardy and loved by all. Heavy rooted 24 in. plants, only $2.50 each, postpaid.

SPECIAL OFFER $4.98 Postpaid

ONE OF EACH of the three magnificent Magnolias as described above. A REGULAR $7 VALUE, postpaid for only.....

(Note: West of Denver add 50c additional for postage.)

KRIDER'S GARDEN GUIDE tells you what to plant, how, when and where to plant it. 64 pages of valuable information for all garden lovers. Sent for 10c Postpaid.

Krider's "GLORIES OF THE GARDEN" (Trade Mark) for 1939. America's most helpful garden book. FREE on request. Write for copy today.

The Krider Nurseries, Inc.
Middlebury, Indiana, Box 407



WATERLILIES
Add to the Charm of American Gardens

These laughing, care-free flowers will brighten any garden. No plants give so great return for so little care; experience is not needed; "bugs and beetles" are never troublesome; water and sunshine are all the plants need. You may have fragrant flowers in garden pools, on porches, or in penthouse tubs. The cost is small; you should enjoy the fascination of water-gardening this year.

Read about Waterlilies

Our new catalogue of Aquatic plants tells you how to build permanent pools; prepare tubs, or barrels; describes Hardy and Tropical Waterlilies, picturing many in natural colors. Modestly priced collections will assist you to select wisely. Fancy Fish for pools are also presented. If interested in Waterlilies and Fancy Fish, write today for this catalogue, *Free* in U. S. A. (Canada 15c).

THREE SPRINGS FISHERIES
Box 925, Lilypons, Maryland
Three Springs Fisheries
507 Fifth Ave. at 42nd Street
Dept. 25, New York City
Three Springs Fisheries
411 No. Tenth St.
Dept. 25, St. Louis, Missouri
Three Springs Fisheries
333 No. Michigan Avenue,
Dept. 25, Chicago, Ill.

has probably been used in seventy-five per cent or more of the work done up to this time—is distinctly inferior to recently developed preparations which make a better bond with the wood and are more flexible, durable, and easier to apply. One method, which employs thick strips or blocks of rubber forced into place, came to our attention just after the September hurricane, and the way fillings in trunks and large limbs well up in the air came through the blow spoke highly for it. In connection with this method there has been developed a brand new technique in which melted wax is forced by steam pressure into the entire cavity behind the rubber surface filling (Fig. 16). Besides filling all pockets in which moisture could collect and rot could start, and sterilizing the surface of the cavity, this is supposed to provide a firm yet yielding backing for the rubber and give added support without undue weight to the tree.

Every so often something old or that has long been lost sight of comes to light in a new guise. Mr. Robert Sparks Walker, of Tennessee, sends us a photograph (Fig. 17) of a rather coarse growing herb which he saw in a southern garden he visited and recognized as a valued subject in his grandmother's backyard many years before. He picked some leaves and shoots, crushed them with a stone (Fig. 17A) and put them in a shallow disk with a few tablespoons of milk. Within a few minutes the numerous flies on the porch where he conducted his experiment became aware of the concoction, were attracted by it, sipped it, then staggered dazedly away to fall over on their backs quite dead (Fig. 17B). Thus he proved it to be the "fly-poison plant" of his boyhood, which is, botanically, Nicandra physalodes, sometimes called apple-of-Peru, a relative of tobacco, Chinese lantern-plant, the tomato, and all the rest of the nightshade family, and a not uncommon plant in old-time gardens from which it has occasionally escaped to fields. Perhaps some gardeners will care to grow a little and test its efficacy this year.

We could go on—if space permitted — commenting on new things offered and new truths learned about plant growing. The root-stimulating hormones are coming into more general use as gardeners realize that they are not magical potions that enable any kind of slip to root regardless of how it is mishandled. Actually they are proving exceedingly helpful in obtaining better results with standard propagation methods—but they cannot make up for insufficient knowledge of fundamentals. Federal Department of Agriculture research has disclosed that in fertilizing a row of seeds or plants, the best practice is to distribute the fertilizer in bands in the soil *on either side* of the plants, not in a deeper furrow below them or on the surface above them in the expectation that it will be washed down to them. Another now well-established plant feeding principle is that lawns can well be fed very early in the season—as soon as they can be walked on, or even, if convenient, before all the snow has gone and the frost is out of the ground. Applied at that time, the fertilizer goes into solution and is ready and waiting as soon as the grass roots bestir themselves and start a new season of activity.

In short, the helps and rewards for good gardeners are legion and available on all sides. The moral is, look into them and use them.—E. L. D. SEYMOUR

NOTE: *Illustration material on pages 38 and 39 supplied by the Corning Glass Works, Gardenette Mfg. Co., Ickes-Braun Greenhouse Mfg. Co., Victor A. Tiedjens, R. M. Hetterly, Keith C. Barrons, Union Fork and Hoe Co., Gardex, Inc., the Stanley Works, Pennsylvania Lawn Mower Co., Roberton Manufacturing Co., B. F. Goodrich Co., Van Yahres Tree Service, and Robert Sparks Walker.*

5 2-yr. Field grown Ever-blooming ROSES $1
POSTPAID—ONLY

FIVE COLORS
Large, heavy rooted, 2 yr. field grown. Selected from our choicest roses. Guaranteed to reach you safely in good growing condition. We select 5 of our choice roses, in 5 colors, named and labeled. A guaranteed $2 value sent postpaid. Check offer, cut out ad, attach name and address with $1 bill. (West of Denver add 25c additional for postage.)

4 Gorgeous CUSHION MUMS $1
POSTPAID—ONLY

FOUR COLORS
Don't miss getting these four beautiful mums at this price. Sold by other nurseries under many different names at a higher price.

Strong, healthy plants from 2¼ inch pots, guaranteed to bloom this summer. Our supply is limited so order early. Plants will be sent at proper time for your section. Check this offer, cut out ad, attach name and address with $1 bill. Safe delivery guaranteed.

1 Pink Cushion, 1 Red Cushion, 1 Bronze Cushion, 1 White Cushion, all four postpaid to your door for only $1. (Note: West of Denver add 10c additional for postage. No orders shipped to California.)

16 Large Regal Lily Bulbs $1 Postpaid

The Aristocrat of Lilies. Plant a large bed at this low price. Check offer, cut out ad, attach name and address with $1 bill and 16 fine blooming size bulbs will be sent postpaid. Safe delivery guaranteed. West of Denver add 10c additional for postage.

Kriders "GLORIES OF THE GARDEN" (Trade Mark) for 1939. America's most helpful Garden Book. 64 exciting pages. FREE on request. Write for copy today.

The Krider Nurseries, Inc.
Middlebury, Indiana, Box 507

10 Flowering Shrubs $1
All different shrubs, 2 years old, 18 to 24 in., all labeled true to name. Best varieties, fine for foundation or lawn planting. Our choice of varieties, guaranteed to please. 10 Everblooming Roses $1, 1 yr. all different. 50 Assorted Perennials $1.00. Write for bargain catalog. Big cash discount for early orders or will ship express C. O. D. if you prefer. Examine stock before you pay. Write now.
Whitten-Ackerman Nursery, Box 91, Bridgman, Mich.

Maule's Petunias
3 kinds, all colors, fragrant—Tall Bedding, Dwarf Bedding and Balcony, all 3 packets for 10c! 3 PKTS. 10¢
Maule's Seed Book free. Low prices.
Wm. Henry Maule, 655 Maule Bldg., Phila., Pa.

FREE New Garden Book

Send for America's most complete list of seeds, shrubs, trees, fruits, flowers, etc. Profusely illustrated, many in full color. Surprisingly low prices! Famous as Nurserymen for 85 years. Write today for your copy FREE.

STORRS & HARRISON CO.
Box 623 Painesville, Ohio



3 FOR $1

Outstanding ROSES

This special collection—Golden Gleam (Yellow), Sir David Davis (Red), Lucyle (Pink), all Hybrid Tea. Strong Everblooming Bushes—a sample of the values in our big free catalog. Ask about the new shrub, Buddleia Charming, and new perennial, Day Lily.

MALONEY CUSTOMERS MUST BE SATISFIED

EVERGREENS—FRUIT TREES—SMALL FRUITS—and a complete line of nursery stock may be found in our New Free Catalog, in Color. Most items prepaid.

MALONEY BROS. NURSERY CO., INC.
31 MAIN STREET DANSVILLE, N. Y.
(Est. 1884)

MALONEY CATALOG FREE

In February we plant roses

[*Continued from page 33*]

been sprayed at the nursery? We do it again for good measure, first with lime-sulphur. We wait a week, then use bordeaux mixture, and after that we are ready to brush the dust and dirt from our hands and go indoors.

But not for long! Every day from then on we look to see if leaves have appeared. As soon as they do, we seriously begin dusting or spraying, according to our liking. A few years ago we used bordeaux for black spot and mildew, nicotine sulphate for aphids, and lead-arsenate for beetles and so on. No rose gardener would have thought of getting along without these three. But recently a few of us have begun to change. The most venturesome or most indolent (sometimes the two go together) tried out some of the all-purpose dusts and sprays and found them just as efficacious as our old trinity, so we are now quite generally converted. We use almost exclusively one of the new all-purpose dusts or sprays and, what is more important, we use it every ten days from the time the first leaves appear until the last one disappears in December. And how proud we are of our rose foliage!



Said a dandy Dalmatian named Spot,
"I like Red Heart's 3 flavors a lot—
Beef-fish-cheese in rotation
Pleases *any* Dalmatian
It hits every spot that he's got!"

Start feeding your dog Red Heart and see him *thrive!* For Red Heart is *quality* food—a splendid formula containing fresh meat and meat by-products, vegetable and bone meal, cereals, cod-liver oil, and Fleischmann's Irradiated Yeast—prepared in a federally inspected plant. For appetite appeal, feed Red Heart's 3 flavors—*beef, fish, cheese*—in rotation. And, remember, Red Heart Biscuits are *grand* for dogs' teeth! Write today for authoritative FREE booklet, *Dogs, Their Care and Feeding.* Address: John Morrell & Co., Dept. 332, Ottumwa, Iowa.

Red Heart (THE 3 FLAVOR) **Dog Food**

Large-Flowering Clematis New varieties; growing readily, blooming freely. Charming colors, blue, crimson, pink, yellow. Superb for home grounds or large estates. Thrive in partial shade. Special colored folder free—write today.
James I. George & Son, Box 22, Fairport, N. Y.

Burpee's Giant ZINNIAS
Dahlia-Flowered, 5 in. across, Scarlet, Lavender, Yellow and Rose, a 15c-pkt. of seeds of each, all 4 postpaid for 10c. Send dime today! *Seed Catalog free*—Best flowers and vegetables. Low prices.
4 PACKETS 10¢
Four Best Colors!
W. Atlee Burpee Co., 287 Burpee Bldg., Philadelphia

MOTORIZE YOUR GARDEN with a BOLENS
Easy to operate garden tractor cultivates, hoes, seeds, furrows or pushes lawn mower. Larger models for plowing, harrowing, discing, mowing, fertilizing, spraying, pulley for belt work, etc. Prices from $79.50 up. F. O. B. Factory. Write Gilson-BOLENS Mfg. Co., 291 Park Street, Port Washington, Wis.

5 Rare Bargains, Order Quickly!
What-When-Where and How to Plant
Free! WRITE TODAY FOR YOUR COPY OF THIS VALUABLE BOOK WITH DETAILS OF BIG ½ PRICE SALE
Red Leaf Barberry. Brilliant red foliage all season, 2 yr. 12/18 inch. *5 for 50c.* **Rare Porcelain Ivy.** Lovely foliage, flowers, fruit. Winter hardy. Disease free. 2 yr. each *25c.* **Gorgeous Gardenias** that you've never thought possible to raise yourself. Strong plants *50c.* **Large Montmorency Cherry.** World's best. 2 yr. ¾ ft., 7/16" caliper, only *2 for 90c.* **Mexican Fire Lily.** Scarlet, yellow and green. *2 for 55c*
Spring Hill Nurseries, Box A-39, Tippecanoe City, Ohio

Rose raising is one of those things that will get you if you don't watch out. It's the sort of thing that becomes a cult, what with the grand new varieties offered each year. We all like to try the newer ones, but we have a great habit of combining the old with the new. Most of us wouldn't think we had a rose garden at all if we didn't have E. G. Hill, Mary Hart, Etoile de Hollande, Hadley, and Charles P. Kilham for reds; Imperial Potentate, Mme. Butterfly, and Countess Vandal for pinks; Mrs. E. P. Thom, Duchess of Wellington, Joanna Hill, Mrs. P. S. duPont, Golden Dawn, and Contance for yellows; and Autumn, Condesa de Sastago, Edith Nellie Perkins, Mme. Edouard Harriot, President Hoover, and Talisman for the orange and coppery shades. Usually we have a Betty Uprichard, the long-budded salmon-pink rose with reverses of a coppery sheen. We also have Caledonia, the most satisfactory white rose, and Dainty Bess, the single pink rose with red stamens, and Ophelia, salmon-flesh in tone with a light yellow base.

During the past summer we have closely watched the Heinrich Wendland (not particularly new, but still not widely known) in public rose gardens, and noticed that its buds take three or four days to open, and instead of fading, grow a deeper red before the petals fall. Next summer many of us will have it in our gardens. We are that way about roses here in the Willamette Valley, of the State of Oregon.

Bird cafeteria

[*Continued from page 36*]

Piece "A" has the angle "K" cut out at each end because otherwise long enough screws are not usually available. The item "L" shows the screw holes, through which screws can be driven into the window casings. It is well to paint the feeder to match the house; the effect then is very pleasing.

It is hard to say what foods will best please particular birds, as we have found that diets vary even with the same kind of birds when separated but a few miles. However, we have in one cup kept bacon grease, in the second a mixture of breadcrumbs (sometimes mixed with ground raisins, shredded cocoanut, nuts, etc.) dipped in suet grease, and in the third cup we put peanut butter. The preferences of the birds vary during different months, but these items have kept with us all winter such birds as chickadees, nuthatches, woodpeckers, jays, and brown creepers. Some of the birds like sunflower seeds, but in our case we have offered these only

A NEW *Yellow* AZALEAMUM
GOLDEN WONDER

HUNDREDS OF RICH BLOOMS THIS YEAR—
and many more next year!

Prize beauty of them all, Golden Wonder Azaleamum is Kellogg's latest and best development, available to you this year FOR THE FIRST TIME! And only from Kellogg can you get this patented new plant, which is a garden in itself!

Wonder of them all!

Just picture it in your garden—bushel-size or larger, with thick green foliage actually covered with hundreds of rich, golden blooms—in full bloom THIS YEAR. Three months continuous bloom, with assurance that it will give even richer blooming next year! Golden Wonder is easy to plant and grow, hardy. Remember, this first year the quantity is limited and you must order SOON to avoid disappointment. Get the Garden Beauty Book showing Golden Wonder in full natural color. Write now!

***NEW KELLOGG GARDEN BEAUTY BOOK—PACKED WITH VALUES!* FREE!**
108 pages, mostly in full color, packed with amazing values. See Golden Wonder and four other brilliant Azaleamums at low prices. See the new gardenia-flowered campanula—another exclusive Kellogg introduction, all the latest of the best novelties and all your old favorites at bargain prices which mean you can have a prize garden this year at low cost! Get your FREE copy while available—write today!

R. M. KELLOGG CO., Box 1312, THREE RIVERS, MICH.

"Everything for the Garden"
Peter Henderson's 1939 Seed Catalog

Write today for your free copy!

Garden owners are proclaiming this catalog as the best we've ever published . . . . More than ever it has been designed to make garden planning easy—and exciting . . . . To simplify the selection of flowers and vegetables that will produce the kind of garden you really want to make . . . . And to bring to your attention by colored photographs and descriptions those things which have been found worthy of your consideration.

DON'T MISS THESE NEW FLOWERS!
HOLLYHOCK INDIAN SPRING—25c per pkt.
SCABIOSA BLUE MOON—25c per pkt.
PETUNIA HOLLYWOOD STAR—25c per pkt.
IPOMEA SCARLETT O'HARA—25c per pkt.

Trade Mark
Everything for the Garden

PETER HENDERSON & CO.
Dept. 35F **35 Cortlandt Street, New York, N. Y.**

FERRIS
6 ROSES $1
Just to get acquainted, we offer, 6 choice, Everblooming Roses, all two year old, blooming size, 2 red, 2 pink, 1 white and 1 yellow. All six Everblooming roses sent postpaid for only $1.00.
EVERBLOOMING
WORLD'S LARGEST NURSERY
CATALOG & PLANTING GUIDE
FREE Send for amazing New FERRIS Giant-Size Nursery Book in 4 colors—largest and loveliest pages of any catalog of its kind. Gives planting plans and shows hundreds of ornamentals in actual colors. Direct-from-Nursery Bargains, famous FERRIS EVERGREENS, Trees, Shrubs, Flowers, Bulbs.
EARL FERRIS NURSERY
945 Bridge St. HAMPTON, IOWA

Burpee's NEW MARIGOLDS with Odorless Foliage!
THREE KINDS - 3 PKTS. 10¢
All originated by Burpee. Crown of Gold (the Gold Medal winner), Yellow Crown, and the sensational Burpee Gold (carnation-flowered Marigold). 100 seeds of each, all 3 packets postpaid for only 10c. Large flowers. Easy to grow, bloom early and continuously all summer and fall. Send dime today!
Last spring's price was 55c
Burpee's Seed Catalog FREE
160 pages, many color pictures—all the best flowers and vegetables; all Burpee guaranteed, at very low prices.
W. ATLEE BURPEE CO.
283 Burpee Building, Philadelphia

Standard Garden Tractors
1 & 2 CYLINDERS
Plow
Seed
Cultivate
Mow Hay and Lawns
Powerful 1 and 2 Cylinder Tractors for Small Farms, Gardeners, Florists, Nurseries, Fruit and Poultry Men.
THREE SIZES
With Ample Power for Field, Haying and Truck Crop Tools. Run Pumps, Saws & Belt Machines.
Steel or Rubber Tires
High Wheels-Enclosed Gears.
LOW PRICES
Write for Easy Terms Plan and Free Catalog
STANDARD ENGINE CO.
Minneapolis, Minn. 3248 Como Ave. Philadelphia, Pa. 2496 Market St. New York, N. Y. 174 Cedar St.

FREE 4 PKTS. AMAZING OFFER Petunias VALUE 40¢
Just to get acquainted with new customers we will send 4-10c pkt. fancy Petunias, including New Fluffy Ruffles for only 4 names flower lovers—Will include 5 beautiful spring flowering bulbs and 100 Ruffled Gladioli for 10c to cover packing and postage. For return mailing and this ad, enables you to receive our Premium Offer 2 beautiful Everblooming Roses & 3 Cannas—New Garden Book. Supply limited. Send today.
S. W. Pike, Seedsman, Dept. 119, St. Charles, Ill.

2 Bushels of Ripe TOMATOES from ONE VINE
2 or 3 vines will produce enough tomatoes for the average family.
THE NEW BURGESS CLIMBING TRIP-L-CROP
TOMATO rapidly grows to a height of 10 to 12 feet—often as high as 16 to 20 feet. Grow on trellis, on side of home, barn or anywhere. Can be grown as a bush in garden. Beautiful, large, crimson, solid, meaty fruits of best quality. The most productive of all tomatoes. Trial packet 10c-3 for 25c, postpaid.
CASH PRIZE CONTEST
Send for FREE Garden Book giving full details about CASH PRIZES to growers of this new tomato.
BURGESS SEED & PLANT CO.
418 C. T., GALESBURG, MICH.

in our hands, and the result has been that in snowy weather the chickadees promptly come to our hands for their seeds.

If you love birds, try this simple lunch counter, and you can sit within doors and get hours of pleasure in watching the procession. It is pertinent to add that we leave our stations up all summer, when some of the birds still come to the peanut butter and crumbs. In the third tumbler we then put a syrup of sugar and water, which makes regular patrons of the humming birds, and much to our surprise, the same is true of Baltimore orioles.

FLOWERS: their healing touch

PROMPTED by the article "One Rose Bud" in the December AMERICAN HOME, Mrs. Sylvia Reisler of East Stroudsburg, Pennsylvania, has endorsed its philosophy in the following interesting letter:

"I was a nurse until less than a year ago when I gave up my work to be married. The power of the right flower to bring pleasure to sick people is a fact that I accept and have used since my early training days.

"I remember a very sick, very spoiled little boy of twelve who refused to coöperate with the doctors and nurses and was thereby endangering his life. I was on night duty in the ward and his bed was next the glass wall of my office so I could watch him. Someone had brought me some lovely lilacs which seemed the very essence of spring as they stood in a vase on my desk. About 1 a.m. little Bernie tapped on the glass and when I went to him asked, 'May I smell your flowers?' I brought them hastily, for it was the first sign of softening he had shown. When I left him I put a sprig of the fragrant lilac in his hand and he soon fell asleep with a smile of happiness on his face. Every night afterward I saw that he had a flower to hold when the lights were turned out, and it always seemed to help him fall asleep. When I asked his family to bring him flowers instead of dainties he wasn't allowed to eat, they were amazed that he could possibly want them. By the time he recovered he was a much better boy—due partly to flowers, I have always felt.

"Often I would fix a rosebud in a test tube and fasten it with adhesive tape where a patient could see it best without strain. It seemed much easier to enjoy one lovely fresh flower than a large bouquet which might be too bright or inexpertly arranged. Sick people are very fastidious and a little neglected detail may become very annoying.

"Once when I was doing general duty in a large city hospital, the chief pathologist became ill with an infected arm and it was feared that an amputation would be necessary. He was very well liked and had numerous visitors. A sign over his bed read, 'Please Don't Talk About It,' for the benefit of people who would condole with him instead of trying to be their more heartening natural selves and talk about everyday things that would make him forget his condition. I was relief night nurse and one night about 2 a.m. he rang for hot milk to help him to get to sleep. I brought it and put a pale pink sweet pea with a bit of maidenhair fern on the saucer. He was so pleased, and I felt sure that it helped him fall asleep soon afterward.

"Some weeks later while I was on day duty in a ward, a doctor whom I didn't recognize came over and greeted me. (People look remarkably different, you know, tucked under the covers!) 'Remember,' he said, 'you once brought me a flower with hot milk?'—which showed how strongly the incident had impressed him.

"In the case of another hospital, after some big impressive funeral, a carriage would stop at the door and leave a lot of funeral wreaths and sprays. A nurse from each ward was then called to pick out the best flowers and arrange suitable bouquets for her particular area. Many of the ward patients—and those who visited them—couldn't afford flowers, but I never saw one who failed to appreciate the flowers thus given them. One day, while I was off duty, a child actor then in the city visited each children's ward and left bouquets of flowers. When I returned, I was greeted with many enthusiastic exclamations and explanations—but many more of them referred to the flowers than to the juvenile celebrity whose visit was already half forgotten, whereas the carefully tended flowers gave pleasure and comfort for days."

24 HARDY PERENNIALS
Our new, get-acquainted bargain offer. Finest collection of sturdy, field grown, heavy blooming varieties. 4 each—Delphinium, Hibiscus, Aquilligia, Blazing Star, Gaillardia, and Lychnis—24 Perennials in all sent post paid for just a dollar bill—if you write immediately. Just to show home-lovers how Ferris saves them up to 1/2 in beautifying their home grounds.
$1 POST PAID
70th ANNIVERSARY BARGAIN
FERRIS WORLD'S LARGEST NURSERY
CATALOG and PLANTING GUIDE
FREE Write for this amazing New FERRIS 1939 Giant-Paged Nursery Book in 4 colors—largest and loveliest pages of any catalog of its kind offered in America. Tells about FREE LANDSCAPE PLANS for Ferris customers. Direct-from-Nursery Bargains, famous FERRIS EVERGREENS, Ornamentals, Shrubs, Trees, Fruits, Flowers, Bulbs, etc. Save Money. Get finest quality.
EARL FERRIS NURSERY
948 Bridge St. HAMPTON, IOWA

Sutton's Seeds
Pat. Reg.
YOU can secure by return mail directly from us, Sutton's world famous English seeds.
Send 5 three cent stamps for our 160 page Hand Book, fully illustrated; 32 pages in true color. Invaluable help to greater gardening success.
Wayside Gardens
12 Mentor Ave., Mentor, Ohio

FREE
GOVE'S GLADIOLUS BOOK
Valuable 80-page illustrated guide to Gladiolus culture. Shows 200 of world's finest varieties, including popular PICARDY and all varieties of famous PALMER strain, introduced by me. Full details of my latest
[Special $1.25, $2 and $3 Offers
made bigger and more selective than ever for 1939. Many high-priced varieties now included in these low-cost Gove Specials. My book and offers defy all comparison. For gorgeous glad blooms next summer write now for your book with bargain listings.
CHAMPLAIN VIEW GARDENS
ELMER GOVE, Box K-2, Burlington, Vermont

Burpee's Big RED MARIGOLD
First Ever! Amazing Red and Gold Hybrids, 2½ to 3 inches across. Mahogany-scarlet; some variegated with gold. Earliest of all marigolds. 1½-ft. plants; bloom constantly from 8 weeks after sowing.
Cut flowers keep 2 weeks.
2½ to 3 IN. WIDE
Packet (60 seeds) . . 25c (300 Seeds $1)
Ever-blooming
W. Atlee Burpee Co., 282 Burpee Bldg., Philadelphia

DAHLIAS OUR 48 PAGE CATALOG FREE
Most complete and modern dahlia book, profusely illustrated—Featuring latest novelties, best standard varieties, especially the smaller, useful types. All reasonably priced.
Send for your copy now.
Grow Potash Fed DAHLIAS
DAHLIADEL NURSERIES
W. W. Maytrott, Box A, Vineland, N.J.

GRANDMOTHER'S OLD-FASHIONED GARDEN
OF EASY GROWING FLOWERS
Marvelous mixture of hardy, all-season blooming varieties. 19 kinds; everything from Asters to Zinnias. Seed enough to plant 3x15 ft. bed. Big $1.00 value for only 10c postpaid. Also my 1939 Seed & Nursery Catalog; America's Largest, 650 illustrations, 60 in color; with words of famous song, "Old Fashioned Garden." Send 10c to cover postage and packing.
CATALOG FREE. 600,000 customers save money annually buying seeds and nursery items from me, a Seed and Plant grower.
WORTH $1.00 FOR 10¢
H. W. BUCKBEE - CHARLOTTE M. HAINES
GREAT NORTHERN SEED CO.
Now owned and consolidated with
R. H. SHUMWAY SEEDSMAN
BOX 300 ROCKFORD, ILL. Established 1870

Where there's smoke there's no fire

WENDELL SMITH

MY EXPERIENCE with faulty fireplaces leads me to believe their ailments are almost human. They are so like people—most of their troubles are internal. Like human beings they present a good front, but sometimes internal disturbances make them nuisances.

There are fireplaces that puff smoke into our rooms with unbelievable force and regularity. An experience or two of this kind and one becomes completely cured of the desire to indulge in the pleasures of an open fire. We lose faith in all fireplaces because so many we have met do smoke. We give up too easily. We compromise by leaving our hearths cold and barren throughout the fireplace season, or we install a gas grate in the firebox where logs belong by natural right. Gas logs and other such makeshifts eliminate the philosophic and contemplative aspects we have always associated with an open fire.

Every faulty fireplace is a monument of brick or stone dedicated to a builder who failed to follow specific plans. Take all the liberties you please with the outside trim, plan any kind of mantel and hearth arrangement you wish, but in the name of all good fireplaces do not take liberties with the internal plans and specifications. The success or failure of your fireplace is governed by the inside workings. Make certain your builder follows specifications to a T when he approaches the stage of damper installation. From this point on things must be right. Damper, smoke shelf, and shape of the smoke chamber must all be in proper relationship to one another. This region is no place to experiment or to follow one's own ideas. The correct principles of construction shown in the illustration are the combined experiences of hundreds of expert workmen and not in any way can they be ignored.

If you already have a smoky fireplace it shows that an error in building was committed in the original construction.

With a flashlight get down on your hands and knees and make a thorough investigation of the upper reaches. Open the damper and probe the mysterious and hidden regions just above and back of the damper. Examine the shape and size of the smoke chamber marked A in the drawing. The volume of this chamber should be at least half the volume or size of the firebox area. The sides of the chamber should slope inward and upward to meet the flue at the top of the smoke chamber. There are many types of dampers used, but the most effective one is made of cast iron and has a dome-shaped form which forms the throat. The damper serves a two-fold purpose. It controls the draft in the fireplace, and the back of the damper acts as a baffle or deflector of down draft air currents. The arrows in the drawing show what happens within the circle which encompasses the vital working units of a fireplace. The down draft from the flue hits the smoke shelf B, is deflected upward by the back of the damper C, where it mixes with the warm up draft against the sloping wall D, and then goes up the chimney.

Check the inside construction of your fireplace against the side view of the successful type of fireplace illustrated.

The smoke chamber A acts as a mixing bowl for stray air currents, and is an effective trap for occasional down drafts which at some time or other occur in every fireplace. The smoke chamber also acts as a temporary smoke storage space when there is a greater volume of smoke from the fire than the flue can carry off readily. It provides a meeting ground where down draft and up draft have a chance to equalize. The absence of a smoke chamber and deflector on the damper will result in the down draft pushing smoke out into the room. The damper C should be as wide as the fireplace opening. The smoke shelf and chamber should be just wide enough for the damper to open and close freely. If the smoke chamber is much wider the down draft can get around the ends of the damper and defeat the purpose for which it was designed.

I have recently corrected a smoky fireplace where this was the case. The damper was the right width for the fireplace opening, but the smoke chamber was built out too far beyond the ends of the damper. A short piece of sheet metal the same height as the damper was installed at each end and this corrected the fault. Another fireplace did not have the sloping wall D. The construction extended for about eight inches above the damper, then made a right-angle turn for about the same distance before reaching the flue. Such a right-angle pocket just above the damper caused part of the smoke to bounce downward and out into the room. A heavy piece of sheet iron the width of the damper was placed on a slant like the wall D and held in place by a steel rod. The base of the rod was anchored in the angle formed by the back wall of the smoke chamber where it meets the smoke shelf. Results were satisfactory.

FERRIS Evergreens

Send to recognized Evergreen Specialists for low prices and finest specimens. Ferris famous methods of root pruning and transplanting make our Spruce, Firs, Pines, Arbor Vitae and Junipers easier to grow anywhere. We propagate and grow millions of evergreens then sell direct to home owners at big savings. Evergreens for every purpose — foundation plantings, screens, windbreaks, specimens, etc. Write for our giant-size catalog and planting guide showing evergreens in actual colors. 70th Anniversary.

12 EVERGREEN TRANSPLANTS $1.00 Postpaid

Our new, Get-acquainted bargain—12 Assorted Evergreen Transplants 8 to 15 in. high av. Strong, well rooted, 3 each Norway Spruce, Scotch Pine, Jack Pine, White Spruce —All Sent Postpaid for $1.00.

FREE —Planting Guide, and 1939 Cat. Actual colors—Flowers, shrubs, trees, fruits, ornamentals, evergreens—low prices.

EARL FERRIS NURSERY
946 Bridge St. HAMPTON, IOWA

Vaughan's The Most Beautiful SEED CATALOG 240 FLOWERS IN COLOR Free!

AND INSTRUCTION BOOK

• In "Gardening Illustrated, 1939," all the new flowers and vegetables, and old favorites, are described and illustrated. Its 124 pages, 52 in color, list 2164 annuals, perennials, roses, dahlias, gladioli, water lilies, etc. Also finely flavored table-quality vegetables. Full cultural instructions, special bargains. Sent free, postpaid. Write today.

SPECIAL FOR 1939: Marigold Mrs. Lippincott, loveliest of the carnation type. 2½-inch flowers with frilled petals, flaring broadly, of rich gold. Send 10c for large packet.

VAUGHAN'S SEED STORE, DEPT. 19
10 West Randolph Street, Chicago
47 Barclay Street, New York

This Easy Cutting Pruner won't pinch hands or bark

Home owners, orchardists everywhere prefer "Snap-Cut" Pruners. They easily slice ¾" limbs without tearing bark. Chrome finish; comfortable non-pinching handles; one hand spring catch. Famous "V" blade and anvil construction. No. 119 (8" long). At dealers or sent prepaid for $2.00. Also No. 118 (6" long) handy pocket size—cuts ½" branches, $1.25. Money back guarantee. Free circular.

Get more fruit and flowers by sending for 30-page book describing, illustrating proper pruning. Written by famous authorities. Price 10c or sent FREE with above pruner.

"Snap-Cut" PRUNERS
Made only by Seymour Smith & Son, Inc.
82 MAIN ST. OAKVILLE, CONNECTICUT, U.S.A.

Be the first to grow this Sensational ANNUAL

LUPINE
YELLOW FREESIA SCENTED

..... an exclusive OLDS' novelty that will have your whole neighborhood talking. Sweet and heavily scented, 12 to 15 inches tall, a fast and prolific grower, 75 to 85 days from seed to bloom. Full size packet, a sensational 50c value, special at 10¢

FREE SEED BOOK AND PACK OF SEEDS

OLDS SEED BOOK 1939

free! Send today for free beautifully illustrated seed catalog featuring many new specialties including Scarlett O'Hara Morning Glory; pack of Los Angeles Larkspur seeds included free.

L. L. OLDS SEED CO.
DEPT. NO. 9 MADISON WISCONSIN

60 FOOT JAPANESE BARBERRY HEDGE

Big 70th Anniversary Bargain Offer—Get 40 Ferris Northern Grown Japanese Barberry, enough for a 60 ft. hedge or border planting, heavily rooted, 6 to 10 inches high—all 40 for only $1.00 postpaid in time for planting. Supply limited so don't delay.

$1.00 POST PAID

Ferris Northern Grown Nursery Stock has no equal for hardiness or strong root.

70th ANNIVERSARY BARGAIN
FERRIS
WORLD'S LARGEST NURSERY
CATALOG & PLANTING GUIDE

Giant pages in True-to-life color, filled with Ferris 70th Anniversary Bargain Offers on Evergreens, Trees, Ornamentals, Shrubs, Flowers, Fruits, etc. Just like a visit to our 600 acre nursery in Northern Iowa, home of the country's largest stock of Evergreens sold direct to home owners. Get this gorgeous book before selecting your plantings. SENT FREE. Write today.

FREE

EARL FERRIS NURSERY
947 Bridge St. HAMPTON, IOWA

Beautiful Lawns DON'T JUST HAPPEN
THEY ARE PLANNED!

Get ready now for a beautiful . . . sparkling green . . . weed-free lawn. Write for your copy of LAWN CARE. It will guide you in preparing a lawn of lasting beauty . . . Mr. C. J. Hamilton, Society for Savings, Cleveland, says, "Have learned more from 'Lawn Care' than I have absorbed in the previous 50 years." You will find the solution to your problem in LAWN CARE . . . Send for your copy . . . it's Free.

O. M. SCOTT and SONS COMPANY
16 Main Street Marysville, Ohio

Scott's
SCOTTS SEED makes BEAUTIFUL LAWNS!

HOLMES' Garden Book FREE

Contains valuable information on successful gardening. Describes new varieties and old favorites in vegetable, flower and farm seeds.

HOLMES SEED CO., Box 5 Canton, Ohio

2 STAR ROSES $1

HALF-PRICE OFFER! Send only $1 now for BOTH these STAR ROSES, 2-yr., FIELD-GROWN plants sent postpaid at planting time.
★GRENOBLE, H.T. Glowing scarlet-crimson, $1 ea.
★SOEURTHERESE, H.T. Daffodil yellow. . . . $1 each
Ask for FREE 1939 catalog of 175 roses, or FREE booklet, "Beautify with Roses."

THE CONARD-PYLE CO.
West Grove 251, Pa.

GUARANTEED TO BLOOM

Learn to be a LANDSCAPE ARCHITECT

Are you ambitious? Here's a profession for men and women that can bring you happiness and success—an all year occupation that offers good financial returns once trained. Free book tells how. Opportunities in the field explained. Our Home Study Course helps you earn as you learn—written by practicing Landscape Architect who supervises your work. Many graduates now happily and gainfully employed in this fascinating field. Send coupon for booklet today.

AMERICAN LANDSCAPE SCHOOL
6043 GRAND AVE. DES MOINES, IA.

Please send me FREE booklet "Success thru Landscape Training."

Name .....
Address .....
City .....
State .....

THIS BEAUTIFUL *New*

LAWN FENCE

WILL LAST LONGER

Here is a new ornamental lawn fence with new grace and new permanence. It is the only lawn fence combining these superior features:

1. **Graceful ornamental curves throughout.**
2. **All heavy gauge wires; (no twisted strands of light gauge wires).**
3. **All joints securely welded; (retains its attractive design).**
4. **Strong overlapping top scrolls cannot push down or pull out. Bottom wires stay put.**
5. **Genuine copper-bearing steel and extra heavy premium zinc coating for long service.**

Your dealer has, or can obtain for you promptly, genuine Pittsburgh Lawn Fence Also if you desire a complete fence either of the Pittsburgh Lawn Fence or Pittsburgh Chain Link Fence type see your Pittsburgh fence distributor or dealer for fence building service.

FREE: A booklet "Your Fence Garden" showing the new fence designs and landscaping suggestions will be sent free upon request.

PITTSBURGH STEEL COMPANY
1631 GRANT BUILDING, PITTSBURGH, PA.

Pittsburgh Lawn Fence

A minor change of this kind is all that is necessary if there is but one structural fault. If there are several errors you must use every ounce of ingenuity you possess to make your fireplace function properly. Sometimes a flue is too small for the size of the fireplace opening. By closing up part of the opening you will create a better draft and get better performance. A metal hood or strip a few inches wide can be installed across the top of the opening and this is the usual method of reducing the area of the fireplace opening. Some use a narrow strip of plate glass instead of metal and have found it satisfactory. The width times the height of your fireplace gives the square area of the opening. For example—a fireplace opening 30 x 30 inches will have a square area of 900 square inches. One twelfth of this total will be 75 square inches to be allowed for the inside dimensions of the flue lining. No flue with less area ever should be considered. The nearest commercial size in flue lining would be 13 x 8½ inches with an inside area of 80.5 square inches, which is a little larger than necessary for a 30 x 30 fireplace. A slightly larger flue is good insurance against smoke and provides a better draft. Better too large than too small.

The damper should be placed at least 4 inches above the top of the fireplace opening. Six to 8 inches is the ideal distance. If it is placed lower the smoke rolling up the curved back wall of the fireplace is likely to roll right out into the room if there is not enough depth (marked E) to act as a deflector. The same sort of strip of metal or brick work mentioned above to close down the opening can be used to good advantage to overcome the effect of a damper placed too low.

If the top of your chimney is capped with chimney pots be sure that they are not too small for the size of the flue. Often a good flue is ruined because the pot has a smaller area than the flue itself and constricts to some extent the free passage of smoke upward.

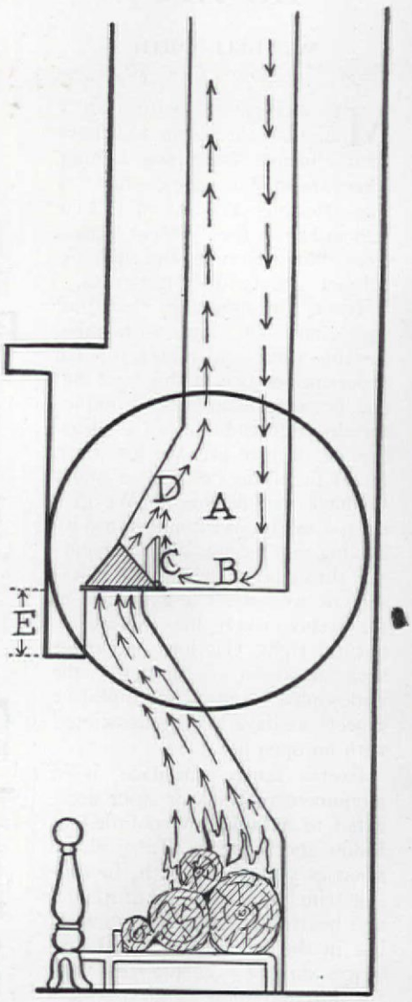

Dampers should be placed at the front of the fireplace—never at the back. The error is not so common, but occasionally you do find one in the wrong position. The omission of a smoke chamber and the lack of a smoke shelf are major problems. About the only thing to do is tear out the front and lower part of the chimney and rebuild for best results.

WHEN YOU CHANGE YOUR ADDRESS—Be sure to notify the Subscription Department of THE AMERICAN HOME at 251 Fourth Ave., New York City, giving the old as well as the new address, and do this at least four weeks in advance. The Post Office Department does not forward magazines unless you pay additional postage, and we cannot duplicate copies mailed to the old address.
We ask your cooperation.

Just OUT

AMERICA'S MOST BEAUTIFUL Nursery and Seed BOOK! FREE!

Mrs. Harding PHLOX
Gorgeous Salmon pink, each flower actually larger than silver half dollar. Strong, healthy, free bloomer. Order direct. We'll ship at planting time. Regularly 35c each. Special. Postpaid 2 for only ..... **25¢**

Hardy Dahlia *Sun Goddess*
(Helianthus)
New! Blooms so freely, you will have gorgeous golden flowers every day, June till frost. Flowers 10" around. Lives year after year. Order direct. We'll ship at planting time. Regularly 40c. Special. Postpaid only..... **25¢**

From America's Largest Direct-To-You Nurseries

It's ready, FREE! Your copy of this beautiful, big, new Inter-State nursery and seed book! Sparkling natural colors. Sensational beautiful new flowers, rare, and unusual varieties. New perennials. New special offers in Inter-State's famous World's Fair roses. New fruits. New flower seeds, shrubs, etc.

Because we grow and sell direct-to-you more nursery stock than anyone else, we can offer the finest, first quality guaranteed stock at low prices. Hundreds of thousands of satisfied customers. Get something new, different, better. Make your home more fruitful, more beautiful. Send for this FREE book now! Helpful planting guide and valuable gifts free to every customer.

INTER-STATE NURSERIES, 1129 E. St., Hamburg, Iowa

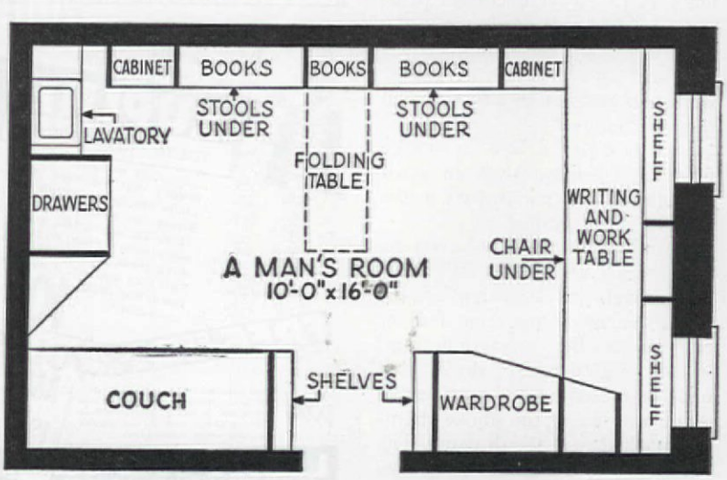

Plan of living quarters for a man illustrated on page 21

The history of the Ford Motor Company is written in ever-increasing motoring values. The Mercury 8, an entirely new car, is a new chapter in that history. Priced between the Ford V-8 and the Lincoln-Zephyr V-12, the Mercury brings to its price field many advantages of both these Ford-built cars . . . advantages best expressed in the phrase "top value."

THE NEW

MERCURY 8

A PRODUCT OF THE FORD MOTOR COMPANY



The impressive size of the Mercury 8 is not an illusion. This is a big, wide car and exceptionally roomy—with large luggage compartment. Note these unusually generous dimensions—wheelbase 116 inches; over-all length 16 feet, 2 inches. The front compartment in sedan body types is 54 inches wide, and the rear compartment measures 56 inches from side to side. A new 95-horsepower V-type 8-cylinder engine provides very favorable power-to-weight ratio, and assures brilliant, economical performance. • Mercury upholstery and appointments combine convenience and comfort with luxury. Seat cushions are soft and deep. Brakes are hydraulic; body and chassis all-steel. • Our dealers invite you to see and drive the new Mercury 8.

A REMARKABLY QUIET, RESTFUL CAR

The Mercury 8 offers you remarkable freedom from noise and vibration—thanks to thorough soundproofing. All the resources of modern technology have been used by Ford research engineers to track down and eliminate engine, body and chassis noises. New materials and many rubber mountings also contribute to making the Mercury "silent as the night," restful and relaxing.

FORD-BUILT MEANS TOP VALUE

FORD MOTOR COMPANY, MAKERS OF FORD, MERCURY, LINCOLN-ZEPHYR AND LINCOLN MOTOR CARS

YOUR NERVES CAN STAND SO MUCH _AND NO MORE!

BOSTON TERRIER — A cross between the English bulldog and white English terrier, but this gentle, lovable house pet is strictly an American product. First bred in Boston some 60 years ago. Once called the "Roundhead," today he is the "American Gentleman" of dogdom. The phrase "Boston terrier expression" is almost a synonym for intelligence in dogs.

A DOG'S nervous system resembles our own. But when a dog's nerves tire, he obeys his instincts—*he relaxes.* Do we? Experience shows that we are more likely to let the nerve-tensing activities of our lives all but "drown out" the warnings of instinct to ease nervous tension.

Pride in our work—homemaking, business, profession—may all too often prod us to *keep on . . . keep on . . .* until our nerves are strained and tense!

And yet every hour of the day can be more pleasant . . . *easier!* . . . when you avoid ragged nerves. So learn what a pleasure it is to let up—light up a Camel! Camels are mild and rich-tasting—a supremely enjoyable cigarette. As for nerve protection—smokers find that Camel's *costlier* tobaccos are soothing to the nerves!

These people with work to do break nerve tension by Letting Up —and Lighting Up Camels

RUNNING AN ADDING MACHINE is Elsie Ferril's job. It could be nerve-wracking, but it *isn't!* "I can't afford to have my nerves tense or jittery," Miss Ferril says. "When I feel nerve tension coming on, I do a very simple, pleasant thing. I let up—and light up a Camel. That's my way of avoiding nerve strain."

LONG HOURS OF CONCENTRATION over charts and technical equipment put a strain on Louis S. Lojas, hard-working astronomer. "But no matter how absorbing my work is," he says, "I prevent nerve tension. I let up and light up a Camel. Camels are so mild. And I find Camels really soothing to the nerves."

This home-maker is easing her nerves by letting up and lighting up a Camel! The frequent enjoyment of Camels can help *you* take life more calmly too. Smokers find Camel's *costlier* tobaccos soothing to the nerves. Camels are a matchless blend of finer, MORE EXPENSIVE TOBACCOS . . . Turkish and Domestic.

Smoke 6 packs of Camels and find out why they are the LARGEST-SELLING CIGARETTE IN AMERICA

*LET UP*_ LIGHT UP A CAMEL

Copyright, 1938
R. J. Reynolds Tobacco Company
Winston-Salem, N. C.

Smokers find Camel's Costlier Tobaccos are SOOTHING TO THE NERVES