The AMERICAN HOME

10 CENTS

PROPERTY OF THE LIBRARY OF THE
MAY 18 1940
WOMAN'S COLLEGE
UNIVERSITY OF NORTH CAROLINA

O OUTDOORS TO LIVE

–101 pictures to show you how

Jordan Marsh
Boston

Barker Bros.
Los Angeles

Joseph Horne Co.
Pittsburgh

R. H. Macy & Co.
New York

Scruggs-Vandervoort-Barney
St. Louis



JUNE
1940

DESIGN The AMERICAN HOME

Sure, there are more ways than one to color-scheme your kitchen

HERE ARE SOME SUGGESTIONS TO GIVE YOU THE RIGHT START . . .

Before you touch the magic wand of color to your kitchen, may we tell you the secret of the room pictured here? You see this room dressed in four different color schemes. In each, a *different* floor of Armstrong's Linoleum sets the color pace for the rest of the room. And each has a happy ending *because it got the right start!*

So will *your* dream kitchen if you begin its planning with that large area underfoot, the floor. Local stores are displaying dozens of "right beginnings" for kitchens, for every room in the house. Any of these Armstrong Floors will open the door of your imagination to the praise-winning rooms you've always wanted—and close the door for all time on heavy floor-cleaning care.

It's so easy to keep an Armstrong Floor looking its best . . . just a quick dry-mopping, an occasional washing and freshening up with Armstrong's Linogloss Wax (no polishing!). And think of the comfort such a floor brings you—the comfort of warmth, quietness, and springiness underfoot—the comfort of long years of wear from the day your new Armstrong Floor is permanently cemented in place over a cushioning lining of felt.

* * *

More color schemes, plus the whole story of floors that make rooms look young and stay young-looking, are yours if you write for "Tomorrow's Ideas in Home Decoration." This book, illustrated in full color, comes to you promptly on receipt of 10¢ (outside U.S.A., 40¢). Armstrong Cork Company, Floor Division, 4006 Pine St., Lancaster, Pa. (Makers of cork products since 1860)

Look for the name Armstrong's on the back of the goods you buy.

1. "Start with the floor and your room will have a happy ending," is the advice of decorators. Here the floor is Armstrong's Linoleum, No. 5671, with plain black linoleum border. Counter tops, sink drain, and splash boards are also covered with black linoleum. Wall is Armstrong's Linowall, Ivory No. 752. List of furnishings sent free.

ARMSTRONG'S LINOLEUM FLOORS

for every room in the house

2. Maybe you'll like this scheme even better—Armstrong's Linoleum No. 5670 with black border, and dark gray linoleum for counter tops and splash boards. Wall is Linowall, Ivory No. 752—washable, durable.

3. Or you might prefer a special design like this: Marbelle No. 031 with Linostrips of chocolate and turquoise and chocolate border, counter tops, and splash boards. Wall is Linowall, Primrose No. 708.

4. The same room but a different color scheme—an Armstrong Floor, No. 5661 with plain blue border, and blue linoleum for counter tops and splash boards. Wall is Armstrong's Linowall, Yellow No. 750.

PLAIN • INLAID • EMBOSSED • MARBELLE • JASPÉ • MONOBELLE • PRINTED • ARMSTRONG'S QUAKER RUGS *and* LINOWALL

WHEN YOU BUY A NEW DRESS, you consider who designed it, how it fits, how much it costs. You look for quality... keep an eye on details. That's the way to choose a car!



RIGHT OFF, you'll discover that your husband has his way of judging a car—and you have yours. He compares mechanical features—and the 1940 Quality Chart shows Plymouth has more fine features than the "other 2" low-priced cars *combined!*

YOUR HUSBAND WILL APPRECIATE your knowledge of the smart styling, rich upholstery, and attractive fittings Plymouth gives you. And after taking Plymouth's Luxury Ride, you'll both agree it's the car you *both* want.

The Hand that Rocks the Cradle Drives the *Family* Car!

In almost every family, it's the "Lady of the House" who uses the automobile most. And the judgment of women plays an important part in the purchase of Plymouth cars. As rider ... as driver... as the family expert on style, color, and quality, you can help your husband get a better automobile. Go with him to a Plymouth showroom and pick the car that gives *both* of you the things you want.



IMAGINE HAVING this stunning new Plymouth parked in front of *your* house! Ever believe it a low-priced car?

YOU AND YOUR HUSBAND will be delighted with the way Plymouth travels far on a little gas and oil...the low cost of upkeep.

Stop in at your nearest Dodge, De Soto, or Chrysler dealer today and see how easy the 1940 Plymouth is to buy. For Plymouth's prices begin at $645 for coupes—$699 for sedans—delivered in Detroit, Michigan. Prices include all federal taxes. Transportation and state, local taxes, if any, are not included. PLYMOUTH DIVISION OF CHRYSLER CORPORATION.

Plymouth

IS THE ONE LOW-PRICED CAR MOST LIKE THE HIGH-PRICED CARS

THE AMERICAN HOME, June, 1940. Vol. XXIV, No. 1. Published monthly by The American Home Magazine Corporation, 444 Madison Ave., New York, N. Y. Subscription price $1.00 a year; two years, $1.50; three years, $2.00; foreign postage $1.00 per year extra. Entered as second class matter December 31, 1935, at the post office at New York, N. Y., under act of Congress, March 3, 1879.

"Mr. Chairman, I move that the student be required to withdraw from the college"

"MR. CHAIRMAN, I move that the student be required to withdraw from the college."

It is ten o'clock on the morning of Friday, June 9, 1939. Second semester examinations are out of the way and a faculty committee has met in a Mid-Western college of engineering to determine the status of each freshman. All of the committee are freshman counsellors. Before them they have reports of grades, records of interviews, results of entrance tests, original application forms, and files of correspondence concerning the qualifications of each student.

"Certainly the boy has ability, Mr. Chairman, but he's just another lad with capacity who cannot or will not get down to work. I have taught him, and I am his counsellor. I like him personally very much as do eight or nine of us who know him, and we hate to see him go, but he doesn't belong here. This is a college, not a preparatory school; our job is to educate young men who are ready for education, not to struggle with those who can't be educated, or won't be."

CLEMENT J. FREUND

There is more than a murmur of assent. A vote is taken. The boy is out. And so, as the day progresses, the committee eliminates four, five, seven, ten students out of a class of one hundred and ninety, not because they have no talent, but because they will not utilize their talent, or don't know how. Other students are dropped for different reasons but that is another problem.

The departure of talented students from college is hard on everybody concerned. Relatives and friends are embarrassed and disappointed. Parents are grieved—occasionally furious—because lifelong ambitions for their sons have been thwarted. The students themselves feel cast out, although they need not because many important and successful men and women never went to college, and would have failed had they gone.

Does he dawdle—or does he execute his "jobs" with precision?

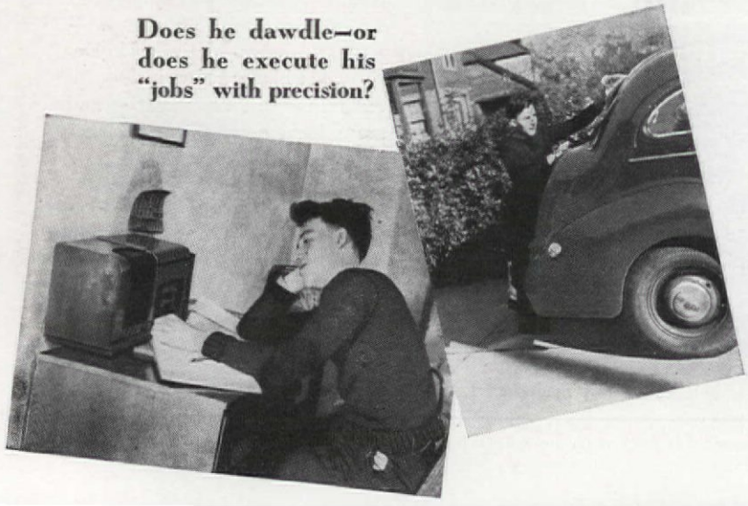

And these boys have understanding; they are smart. They lack only what we used to call the will power to make them work. They haven't enough determination to study analytic geometry when they do not feel like studying analytic geometry. They haven't enough motive power to finish an experiment in chemistry, to write up the report of the experiment and to get the report in by Wednesday noon. They cannot undertake a systematic review of mechanics or a simple program of reading in history and complete it in every detail. They have no initiative, no resourcefulness, no sense of responsibility; they have to be driven along. Left alone, they drift from day to day, accomplish nothing, and seem not to know what accomplishment means, nor to care.

Some of them are interested in nothing at all. Others take an interest in automobiles, golf, swimming, parties, the things which ornament living but not the stuff of which life is made.

And almost always they are delightful, charming boys whom everybody likes. I am thinking of one just now, a Chicago lad, although that makes no difference. He is tall and handsome and has a gracious disposition and a fascinating smile. His speech and his manners are perfect. He is modest but assured. His prep school record was acceptable but he was on probation at the end of his first college semester, and at the end of the second he was out. We questioned him:

"Well, mister, what's the matter?"

"I don't know, sir."

"Did you work?"

"Not especially."

"Why not?"

"I don't know; I couldn't get started."

"But you knew there was no other way; you were often warned."

"I certainly was."

"Were you interested?"

"Not very."

"What does interest you?"

"I like to fly."

"Do you plan to become a transport pilot or an army or naval officer?"

"I should say not. I fly for the fun of it."

This careless attitude is common in the

The Smythes + the Smiths... they both love luxury!

Meet the Smythes

THEIR BEDROOM COST $4,800

The Smythes can afford the finest of everything and they've got it.

The man who decorated this bedroom for them is famous . . . and he was instructed to "hang the expense!" Mr. and Mrs. Smythe, of course, sleep on nothing but petal-smooth, luxurious percale sheets.

Meet the Smiths

THEIR BEDROOM COST $189.75

The Smiths' bedroom is charming and gay and they love it.

They picked everything in it themselves and stuck to their budget. Mr. and Mrs. Smith, too, know the joy of tucking petal-smooth percale sheets under their chins . . . for Cannon Percale Sheets *cost just about the same as heavy-duty muslin!*

HERE'S LUXURY THAT'S ECONOMY

Wear and to spare! Cannon Percale Sheets can take it. They're woven firmly and closely. Actual laundry tests have proved they'll take four years' washings and still be strong and snowy!

And Cannon Percale Sheets are much lighter than heavy-duty muslin. You can save as much as $3.25 a year for each bed at pound rates. And that lightness is a blessing if you do your own laundry, too.

Why wait any longer? Buy Cannon Percale Sheets today.

Cannon
PERCALE SHEETS
MADE BY THE MAKERS OF CANNON TOWELS
$1.49

TRADE MARK MADE IN U.S.A. CANNON

"YOU DON'T HAVE TO BE RICH TO SLEEP ON CANNON PERCALE!"

Cannon Muslin Sheets are another superior value. They sell for about a dollar . . . an outstanding product at a low price.

New! Cannon Hosiery now comes in the new NYLON as well as Pure Silk. Ask for Cannon Stockings at your favorite store.

I'LL WASH ALL YOUR DISHES... DISPOSE OF ALL YOUR GARBAGE—FOR ONLY A COUPLE OF PENNIES A DAY



GENERAL ELECTRIC
ELECTRIC SINK
1. WASHES ALL THE DISHES!
2. DISPOSES OF ALL GARBAGE!

DISHES ARE WASHED THIS EASY WAY

1. Any food scraps remaining on the dishes are first scraped off. This operation is just the same as when the dishes are washed by hand.

2. Dishes are placed in Dishwasher trays as easily and quickly as stacking in a sink. They are safe for they do not move while being washed.

3. Lid is closed, controls turned. Dishes are washed *hygienically* clean in water hotter than hands can stand. Dishwasher cleans, dries itself.

Throw away your dishpan and garbage can!

The G-E Electric Sink will wash and dry all your dishes and dispose of all garbage for only a couple of pennies a day. In thousands of homes it is daily doing both jobs better and much faster than they could be done by hand.

Easily Installed!

This great time and labor saver combines the famous G-E Dishwasher and G-E Disposall in one handsome appliance that replaces the old-fashioned sink. Easily, quickly installed in new or old kitchen.

Ask your General Electric Dealer to demonstrate the G-E Electric Sink for you, or mail the coupon for descriptive literature.

"It's Easy To Stay Young Electrically"

Food wastes—peelings, pits, scraps, bones, etc. are scraped into sink drain. Down they go, into G-E Disposall, where they are reduced to a pulp and washed away like water. Disposall cleans itself.

Either G-E Dishwasher or G-E Disposall may be purchased separately at $194.50 and $99.50 respectively, f. o. b. factory. Easy terms.

General Electric Co.,
Appliance & Mdse. Dept. SG-066,
Bridgeport, Conn.
Send free literature on G-E Electric Sink.
Name.....
Address.....
City and State.....

GENERAL ELECTRIC

colleges and universities. Nobody that I know of has gathered data regarding it, but talk to any college professor or official and he will tell you about this freshman proclivity, and will doubtless use vehement language in the telling. It is something to think about if your son plans to attend college, as parents can probably set the boys right more easily than anybody else. High schools must attend first of all to the majority of their students who will not go to college. Indeed, parents can make successful college freshmen right in the home by teaching their sons to be responsible persons.

It may not be easy to do because the modern family and home are not as firmly integrated as in former years, at least not in the city. The father is deep in his business or profession all day and often far into the night, while the mother is likely to be active in clubs, committees and such. In the meantime the son does pretty much as he pleases and goes in for what amuses him, diligently avoiding whatever he dislikes.

But the parents can straighten the boys in spite of obstacles; many of them are doing it right along. For instance, they keep close tally of their sons' high school home work, and check up on their studying every day until home work and study have become a habit.

People say that modern household appliances and devices have done away with chores about the home. But have they? Parents of successful freshmen tell how they have trained their sons to keep their desks, drawers and rooms in good order, and to attend to their laundry and their clothing. The eighteen-year-old boy who whines to his mother because he is going out and none of his suits is pressed could probably see no connection between his whining and failure in college a little later on.

An exuberant father of a top flight freshman explains, "Yes, Bill knows what responsibility and reliability are; he learned by taking charge of our place. He mowed the lawn, weeded the flower beds, watered the grass and the flowers and trimmed the beds and the lawn edges. In spring and fall he raked the lawn, and in winter he shoveled snow from the walks and driveways. And he always washed the car and polished it. All of it was his job and he got to be pretty efficient after awhile."

In addition to the commonplace tasks there are certain other household responsibilities of a masculine character in which the young man will take actual pride. For instance, he will be glad to check the level of fuel in the supply tank of your oil heater and will feel very important when he telephones the dealer to come around with the tank truck. He will be quite willing to watch the mileage on your car and to take it for greasing every thousand miles. And if you happen to own a boat he might as well have partial or complete charge of maintaining it, depending on his natural skill in such matters, and, of course, upon the size and type of the boat.

Tensions and scenes in the home may result when these tasks are first imposed, and parents shrink from that sort of thing. But a scene at home is much better than one in college; it is so much more private. And the cause of the tension at home, the natural laziness and cussedness of the average boy, is a prolific cause of failure in college. Parents need to eradicate the laziness and cussedness before the boy goes to college because it is the business of colleges to educate reasonably seasoned and matured boys, not to season and mature them.

And the scenes at home will not be serious if the parents run the home, and always have, and if everybody in the home knows it. If you have told your eighteen-year-old John that he cannot have the car until he has cleaned up the garage, and it is seven-thirty in the evening and he has not been near the garage all day, but has just discovered, following a telephone conversation, that he must have the car right away, calmly read the paper (with the key to the car in your pocket) until John has cleaned the garage. He will sputter, but he will learn that you mean what you say.

And a year later, when the English professor announces to the freshmen that they must submit two term papers on or before the last Saturday preceding the examination, your John will take it for granted, as a matter of habit, that the professor means what he says. And the faculty committee will probably give him sophomore classification in the following June, instead of sending him home and telling him to stay there.

When a boy of high school age is drifting along without ideals, purposes or points of orientation, parents are often tempted to shun the responsibility and to say, "Oh well, pretty soon he will go to college and then he will have to wake up." But he probably won't. College teachers with dynamic personalities and great teaching skill occasionally manage to rouse lethargic boys into doing something, but this type of teacher usually stimulates only alert and aggressive students. He is likely to be nothing but a mild irrita-

[*Please turn to page 115*]

Add the Magic of Heinz Vinegar
TO YOUR SALAD DRESSINGS!

It Pays To Use The Best Aged-In-Wood Vinegar: It Is Full Strength—Goes Further—Gives A Lot Of Extra Sparkle To Your Salads

ANY woman who's mastered the subtle art of saladry can tell you a thing or two about *vinegar!* To bring out the full, rich flavor of fruits and vegetables, it must have all that bewitching lure and fragrance you find in *Heinz* Vinegar!

All four kinds are mellowed in wood to full strength with such amber clarity, such winy sparkle they honestly go further. Try Heinz Cider Vinegar for sprightly fruit salads—Malt for heartier salads—Tarragon for crispy greens—Distilled White Vinegar for boiled dressings. Watch your salads hit a new high for *flavor!*

● Skin 3 large tomatoes; then cut them in thick slices. Peel and slice 1 cucumber and 1 Bermuda onion. Combine ⅓ cup Heinz Pure Cider Vinegar, 1 teaspoon sugar, 1 teaspoon salt and a dash of pepper. Then pour this mixture over the vegetables. Let stand 30 minutes or so. Serve on lettuce as illustrated.

● Cut 6 hard-cooked eggs in halves, lengthwise. Mash yolks, then season with salt, pepper, Heinz Prepared Brown or Yellow Mustard and Heinz Malt Vinegar. Refill whites. Serve on lettuce as illustrated.

● Marinate cubed avocado, orange and grapefruit sections in Mellow French Dressing prepared as follows:—Combine 1 tablespoon sugar, ½ teaspoon paprika, ½ teaspoon salt, 2 tablespoons Heinz Pure Cider or Distilled White Vinegar, 1 tablespoon each orange and grapefruit juice, and ⅓ cup salad oil. Beat thoroughly. Cut one well-ripened pineapple into ½-inch slices, then peel. Remove core, then cut each slice into 12 wedges. Slide ring onto salad plate, using a broad spatula, then top with marinated fruit. Surround with endive as illustrated.

Copr. 1940, H. J. Heinz Co.

AGAIN IN 1940, H. J. Heinz Co. cordially invites you to visit the gigantic Heinz Dome with its beautiful, interesting display walls and sampling booths while you're visiting the New York World's Fair.

They'll say nice things behind your back ...when you serve Mayonnaise like this!

A superb blend of choice ingredients including Fresh Lemon Juice

Unhesitatingly, you can serve this finer mayonnaise to the most critical judges of good food. For Kraft makes it to an exacting standard of excellence . . . using only choice ingredients and making such frequent deliveries to dealers that you can get it *Kitchen-Fresh!*

Into Kraft Mayonnaise go fine oil, choice eggs, fragrant vinegar, imported spices . . . and, as the final crowning touch which means glorious delicacy of flavor—*fresh lemon juice!* Then a remarkable patented beater, exclusively Kraft's, whips this rich mayonnaise to velvet smoothness. *Do* try a jar soon; it's so very, *very* good!

COLORFUL TO LOOK AT, DELICIOUS TO EAT, are ripe red peeled chilled tomatoes with Deviled Eggs. Garnish with Kraft *Kitchen-Fresh* Mayonnaise put through pastry tube and serve additional mayonnaise in a bowl.

KRAFT

Mayonnaise

Copr. 1940 by Kraft Cheese Company

F. M. Demarest

Home of Mr. and Mrs. Edmund F. Jewell, Manchester, New Hampshire

CONTENTS

JUNE, 1940 VOL. XXIV, No. 1

Cover Design: Sketches by Harrie Wood (See page 46)

"Mr. Chairman, I Move That the Student Be Required to Withdraw From the College" . . . . . *Clement J. Freund* 4

Go Outdoors to Live! 14

Little Garden by the Sea 19

A House Built Around Porches and Terraces . *Anabel Parker McCann* 20

Barbecues Can Be Things of Beauty 21

Summer Furniture to Make Outdoor Life Comfortable 23

Backyard Dining—the Easy Way . . . . . *Doris Hudson Moss* 25

Give a Rose Luncheon in Your Rose Garden! 26

In the Summertime It's Fun to Eat Your Breakfast All Over the Place! 29

Invite Summer to Your Table! 30

For the Male Cook in All His Glory! . . . . . *Ted Hatch* 32

Barbecue Recipes to Swell the Male Chest 33

When It's 90° In the Shade—Take to Screens and Attic Fans . . . 35

2 Houses With But a Single Thought—For Week-ends or a Summer's Stay 36

North Carolina's Oldest Mill Becomes a Charming Summer Home . . 38

Bathroom Sprees for a Holiday House 40

We're Campaigning Against Summer Home "Closets" 42

My Husband Is No G-Man! . . . . . *Jean E. Curtis* 43

If Two Bunches of Beets Cost Eight Cents . . . . *Jean Hersey* 44

1 Chicken Coop + 1 Forlorn Stable = 1 Summer Cottage . . . . . *Helen Sprackling* 45

Give Your House a Vacation Too! 46

Ensembled for You 48

Just Enough for Summer! 50

Curtains, "Come Clean" . . . . . *Jacqueline Frost* 51

Something New Under the Sun—And In the House 55



Garden of Mrs. C. E. Brush, Interlachen, Florida

Garden of Mr. Harry E. Conklin, Galt, Ontario

HAMILTON BEACH

THE *Quality* FOOD MIXER

ONLY HAMILTON BEACH HAS ALL THESE *Features*

✣ BOWL CONTROL
Bowl revolves on ball-bearing turn-table and can be shifted *while mixing* . . . insures a thorough mix.

✣ FULL POWER AT ALL SPEEDS
Steady, full power is maintained—even as batter thickens—at any speed you set the motor.

✣ ONE-HAND OPERATION
Mixer lifts off stand—*nothing to detach.* Same hand that holds mixer, controls mixing speeds.

✣ ONE-PIECE GUARDED BEATERS
Full depth beaters are guarded and in one unit—quickly detached for easy cleaning.

THE *Perfect Gift* FOR JUNE BRIDES AND ANNIVERSARIES

Creaming, beating, whipping, mixing—all tedious tasks to do by hand—are done easily, quickly and *thoroughly* with the Hamilton Beach. Thorough mixing requires *bowl control*, proper beater speed, and an abundance of steady power. Hamilton Beach has all these features.

With *bowl control* the bowl revolves at just the right speed for the consistency of the mixture. When you add liquid or dry ingredients—or if the mixture has a tendency to pile up in the center—you simply shift the bowl sidewise (by means of the bowl control lever) and every bit of the mixture is brought to the beaters. *This is done while mixing.* You get *uniform* results every time, whether making light fluffy cakes, tasty cookies, perfectly blended icings and dressings, or a host of other things.

Ask your Dealer to show you the many other features that make Hamilton Beach the quality mixer—the mixer women acclaim "the greatest convenience in their kitchen." Choice of white or ivory finish. Complete with juice extractor and two bowls $23.75. (Slightly higher West.) Many useful labor-saving attachments at slight extra cost.

HAMILTON BEACH COMPANY, RACINE, WIS.
Division of Scovill Manufacturing Company



Here's a Heating System Just Suited to Our Needs

"WE WANTED the best heating system—correctly planned just for our home. But we were puzzled.

"Was hot water better than steam? How about warm air? Which fuel should we use? Coal or coke—oil or gas? Then we thought of Crane. The result: we have a tailor-made system exactly suited to our home, our needs, our pocketbook."

There is one type of system that will best fit your home! And because Crane sells all types of heating, you can receive unbiased advice from your Crane Heating Contractor—a recommendation that you can rely on. Also in a Crane system you are assured of the latest improvements—exclusive features that will mean greater comfort—greater economy.

If you want to change your present system to an automatic one—if you are not getting the comfort or economy you have a right to expect—check with your Heating Contractor.

Now is the time to install an efficient Crane Heating System—on our summer finance plan, your first payment will not be due until October.

Send for the Crane Book "Choosing the Heating System for Your Home." It contains valuable information.

CRANE'S ADVICE IS UNBIASED BECAUSE
Crane Sells All Systems



CRANE

CRANE CO., GENERAL OFFICES: 836 SOUTH MICHIGAN AVE., CHICAGO
VALVES • FITTINGS • PIPE
PLUMBING • HEATING • PUMPS

4 WAY HEATING SERVICE

CRANE CO., 836 S. Michigan Ave., Chicago, Ill.
Gentlemen: Please send me a copy of "Choosing the Heating System for Your Home." AH—6-40

Name.....
Address.....
Town.....*State*.....

AUTOMATIC HEATING SYSTEMS FOR EVERY FUEL



CONTENTS, Continued from page 9

Spare the Rod and Spoil the Child!	*Beatrice Gray Cook*	68
Family Travel Logs	*Julia J. Gunther*	76
New Books on Garden Enjoyment		83
"But It Doesn't Pay"	*Alice I. Stover*	89
How to Be a Successful Hostess	*Jean Brenner*	90
A Summer Home in Three Steps	*Roland E. Andrews*	92
An Estate of 1 Acre	*Ruth Cross*	94
The Joy I Get from My Garden	*Mabel R. Le Bourveau*	98
Tri-Level Design in Seattle	*Naomi Swett-Gray*	100
Modern Brick for a Chicago Suburb		104
The Home of Bells	*Bab Bell*	105
Housewifely Ways in the Garden	*Gertrude Laome Steiner*	107
Amateur Gardeners Dig In	*Marlee Smith*	108
Garden Musings	*Jean Cowles*	111
Did You Know?		112
My Garden Record	*Mary Lindsay Hoffman*	114
Sleep Cool	*Norman Dine* and *Stuart Schuyler*	121
Dwarf Lobelias	*Grace W. Lofberg*	124
A Lily That Climbs	*Robert Sparks Walker*	124



MRS. JEAN AUSTIN, Editor

CHARLOTTE E. CONWAY, Associate Editor
JULIA BOURNE, Home Economist
MARY E. MONZE, Decorating Inquiries
FREDERICK S. PEARSON, 2ND, Managing Editor
E. L. D. SEYMOUR, Horticultural Editor
W. M. MEHLHORN, Architectural Editor

Letters requesting information should be accompanied by a stamped, addressed envelope

Published monthly by The American Home Magazine Corporation. W. H. Eaton, President-Treasurer, Henry L. Jones, Vice-President, Jean Austin, Secretary, Executive, Editorial and Advertising headquarters, 444 Madison Avenue, New York. Subscription Department, 251 Fourth Avenue, N. Y. Branches for advertising only: 248 Boylston Street, Boston, Mass.; 360 North Michigan Avenue, Chicago, Ill.; A. D. McKinney, 915 Olive St., St. Louis, Mo.; W. F. Coleman, Henry Building, Seattle, Wash.; W. F. Coleman, 485 California Street, San Francisco, Calif.; W. F. Coleman, 530 West 6th Street, Los Angeles, Calif.

Copyright, 1940, by The American Home Magazine Corporation. All rights reserved. Title registered in U. S. Patent Office.



Where TOM SAWYER *and* HUCK FINN *were born*

SAMUEL LANGHORNE CLEMENS, creator of those idols of American youth—"Tom Sawyer" and "Huckleberry Finn," was born in a small, single storied frame house in the little town of Florida, Missouri, on November 30th, 1835.

When Sam was about four the family moved to Hannibal, Missouri, on the Mississippi river. At nine he started out to see the world by stowing away on a steamboat bound for New Orleans. This expedition was "nipped in the bud" with Sam discovered and sent home post-haste from the next landing. Later he was apprenticed to a printer, receiving as wages his lodging and his employer's cast off old clothing.

But the call of the mighty river sweeping endlessly by his very front yard was too strong for him. His next years were spent in the steamboat pilot houses learning the intricacies of "Old Man River's" ever shifting channel. As master of his trade he became a full fledged river pilot.

At the age of twenty-six Sam went west to make his fortune in the silver mines of Nevada; but instead, drifted into the editorship of the "Virginia City Enterprise."

Six years later he went to Europe, recounting his adventures in the two volumes of "Innocents Abroad," which established him as a humorist with a magnificent literary style. After his literary success was assured he married and settled in a beautiful home in Hartford, Conn., pictured above. Library, billiard room, and lovely gardens all contributed their share to the hospitality enjoyed by his many visitors. An engraved brass plate informed the guests that "The true ornament of a home is the friends that frequent it."

Some years later after many travels and the publication of his many famous volumes he moved to a home near Reading, Conn., called "Stormfield."

The Guest Book opened with his own signature and the names of many other famous personages are found in its pages. When burglars, who had broken into the premises, were captured, their names, too, were ceremoniously entered in the Guest Book, with their address as "The State Penitentiary."

The Home, through its agents and brokers, is America's leading insurance protector of American Homes and the Homes of American Industry.

The HOME INSURANCE COMPANY

★ ★ ★ NEW YORK ★ ★ ★

FIRE, AUTOMOBILE AND MARINE INSURANCE

Have YOU the Courage *to be Beautiful?*

New Course, direct from famous Fifth Avenue Salon, helps you achieve glamorous new loveliness at home.

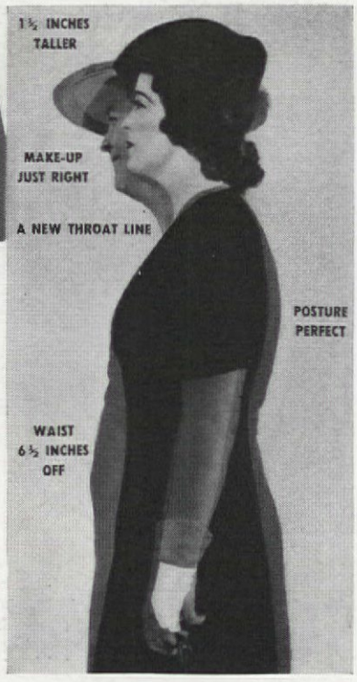

It IS the Same Woman. *Even the photographer could scarcely believe his eyes when Mrs. Marie Marks came back to him after six weeks at the Success School, New York. At right, two photos (one over the other) taken six weeks apart, show how she was virtually made-over in face, figure, and fascination.*

• • •

FOR TWO YEARS the Success School in the Richard Hudnut Salon, New York, has been helping women express new beauty or regain lost loveliness, win poise and self-assurance, find a new interest in life.

If you can spend six weeks at the Salon by all means do so. But, wherever you live, you can now learn the *same* methods, the *same* secrets, at just about one-tenth the cost, through the DuBarry Home Success Course. Thousands of women are already enjoying the benefits of this unique plan right in their own homes.

Think of having your waistline back again, of having a figure you're proud of. Think of having your complexion as you would *like* it to be.

A Special Beauty Routine for You

The Home Course brings you a personal analysis and a beauty routine designed for your individual needs—your skin, color type, figure, posture, weight—a step-by-step success program that tells and shows you what to do every day for six exciting weeks. If you will spend a little time each day really following this plan, you can achieve a new loveliness, and learn how to keep it.

Use the coupon or write at once for the book, "Six Weeks from Tonight," containing the full story of the DuBarry Home Success Course and what it can mean to you.

HOME SUCCESS COURSE STUDENTS THRILLED WITH RESULTS

"Your Home Course has done everything you promised! Thanks for this great boon to beauty and contentment." Miss M., N. Y.

"I was skeptical about the 'before' and 'after' pictures in your advertisements, but no longer. In two weeks I look better, feel better, weigh less, and the change in my measurements in such short time is hard to believe." Mrs. K., Mass.

"My waist is already down to 29 inches! The beauty case exceeds anything I had expected." Miss M., North Carolina.

"Am so proud of my skin I can hardly believe it's mine. I feel better, happier, and am altogether a different person since taking the Course. My husband has commented on the change." Mrs. P., Ohio.

With your Course you receive this handsome Travel-Case containing 20 different DuBarry Beauty and Make-up Preparations specially selected for your type.

DuBarry Success Course

ANN DELAFIELD, *Directing*
RICHARD HUDNUT *DuBARRY* SALON,
Dept. S-22, 693 Fifth Avenue
New York, N. Y.

RICHARD HUDNUT *DuBARRY* SALON
Dept. S-22, 693 Fifth Ave., New York, N. Y.

Please send me the book, "Six Weeks from Tonight," telling all about your DuBarry Home Success Course.

Name _____

Street _____

City _____ State _____

INDEX TO ADVERTISERS

June, 1940

It is the definite policy of* THE AMERICAN HOME *to make its advertising pages trustworthy and reliable.

AUTOMOTIVE

Chrysler Corporation
(Chrysler Sales Div.) ... 73
(Plymouth Div.) ... 3

BUILDING

Aeroshade Company ... 92
Aluminum Company of America (Windows) ... 82
American Radiator & Standard Sanitary Corp. 63
Bruce Company, E. L. ... 89, 123
Carey Company, Philip ... 127
Carnegie-Illinois Steel Corp., Columbia Steel Co., Tennessee Coal, Iron & Railroad Co. (U. S. Steel Corp. Subsidiaries) ... 87
Casement Hardware Company ... 114
Celotex Corporation ... 96
Certain-teed Products Corp. ... 99
Chase Brass & Copper Co. ... 83
Cooper Company, John ... 127
Coppes, Inc. ... 120
Crane Co. ... 10
Curtis Companies, Inc. ... 84
Dant & Russell, Inc. (Fir-Tex) ... 79
Eagle-Picher Lead Company ... 118
Edison General Electric Appliance Co., Inc. 74, 116
General Electric Sinks ... 6
Grand Rapids Varnish Corp. ... 103
Hancock Iron Works ... 109
Heatilator Company ... 83
Hershey Machine & Foundry Co. ... 123
Hoffman Specialty Co., Inc. ... 122
Insulite Company ... 90
International Nickel Company, Inc. ... 115
Iron Fireman Mfg. Co. ... 97
Johns-Manville Corporation ... 93
Kimberly Clark Corporation
(Kimsul Insulation) ... 62
Lead Industries Association ... 86
Majestic Company ... 120
Monarch Metal Weatherstrip Corp. ... 80
Muralo Company, Inc. ... 123
National Lead Company ... 95
Permutit Company ... 98
Pittsburgh Plate Glass Company
(Glass Blocks) ... 71
Pratt & Lambert, Inc. ... 121
Red Cedar Shingle Bureau ... 83
Rutland Fire Clay Company ... 89
Ruud Gas Water Heaters ... 92
Sherwin-Williams Company ... 78
Soss Mfg. Company ... 89
Superior Fireplace Company ... 89
United States Gypsum Co. ... 85, 88
United States Steel Corp. ... 87
Valentine & Company, Inc. ... 127
Western Pine Association ... 121
Wood Conversion Company ... 116

COMMUNICATIONS

American Telephone & Telegraph Company
(Bell Telephone System) ... 72
(Classified Directories) ... 70

ELECTRICAL EQUIPMENT

Bendix Home Appliances, Inc. ... 81
Cutler-Hammer, Inc. ... 81
Edison General Electric Appliance Co., Inc. 74, 116
Emerson Electric Mfg. Co. ... 98
General Electric Company ... 6
General Motors Sales Corporation
(Frigidaire Division) ... 69
Hamilton Beach Company ... 9
Landers, Frary & Clark ... 80
Warren Telechron Company ... 106

FOODS

Best Foods-Hellmann's Mayonnaise ... 129
Campbell Soup Company ... 53
Coca-Cola Company ... 77
Colman's Mustard ... 112
Davis Company, R. B. (Cocomalt) ... 58
Del Monte Tuna ... 66
Dole Pineapple Juice ... 113
Florida Citrus Commission ... 115
General Foods Corp. (Certo) ... 68
Heinz Company, H. J. ... 7
Knox Gelatine ... 76
Kraft Cheese Co.
(French Dressing) ... 110
(Mayonnaise) ... 8
(Philadelphia Cream Cheese) ... 114
Libby, McNeill & Libby ... 59
Ralston Purina Company (Shredded Ralston) . 67
Standard Brands, Inc.
(Royal Baking Powder) ... 70
Van Camp Sea Food Co., Inc. ... 111

HORTICULTURE

Acme White Lead & Color Works ... 125
Alliance Mfg. Company ... 124
American Cyanamid & Chemical Corp. ... 126
Antrol Laboratories, Inc. (Snarol) ... 127
Bohlender Plant Chemicals, Inc. ... 125
Burgess Seed & Plant Co. ... 124, 125, 127
Casey-Ball & Co. ... 125
Chicago Flexible Shaft Co.
(Rain King Sprinkler) ... 125
Clipper Lawn Tool Co. ... 125
Elliott Nursery Company ... 126
Galen Company, Inc. ... 126
Gravely Mfg. Company ... 124
Hammond Paint & Chemical Co. ... 125, 127
Hastings Canvas & Mfg. Co. ... 124
Iris News ... 127
Jamieson & Company, C. E. ... 125
Longfield Iris Farm ... 125
McCormick Sales Co. ... 125
McLaughlin Gormley King Co., Inc. ... 126
Mechling Bros. ... 124
National Mower Co. ... 127
Naughton Farms, Inc. ... 125
Nutrition Research Laboratories, Inc. (Zoom) 91
Porcupine Company ... 125
Rose Manufacturing Company ... 125
Scofield Mfg. Company ... 125
Skilsaw, Inc. ... 125
Socony-Vacuum Oil Co., Inc. (Bug-A-Boo) .. 126
Stearns & Company, E. C. ... 125
Steiner Products Corp. ... 125
Thompson Manufacturing Co. ... 126
Tobacco By-Products & Chemical Corp., Inc. .. 124
Weed's National Iris Gardens ... 125

HOUSE EQUIPMENT

Boyle Company, A. S.
(Black Flag, 3-In-One Oil, Old English Wax, Plastic Wood, Antrol) ... 88
Club Aluminum Products Co. ... 112
Corning Glass Works (Pyrex) ... 64
Dri-Brite, Inc. ... 105
Glenwood Range Company ... 110
International Cellucotton Products Co.
(Delsey Toilet Tissue) ... 100
(Kleenex) ... 101
Merck & Company, Inc. ... 91
Midway Chemical Company
(Flyded, Aerowax, Aeromist, Bug Ded, Aero Scratch Remover) ... 122
Schalk Chemical Company ... 109
Scott Paper Company (Tissue) ... 54
Scott Paper Company (Towels) ... 61
Servel, Inc. (Electrolux Refrigerator) ... 65
Silex Company ... 114
White Tar Co. of New Jersey, Inc. ... 118
Zim Jar Opener ... 110
Zonite Products Corporation
(Larvex Division) ... 107

HOUSE FURNISHINGS

Armstrong's Linoleum Floors ... 2
Bancroft & Sons Co., Joseph ... 105
Bigelow-Sanford Carpet Co., Inc. ... 60
Cambridge Glass Company ... 103
Cannon Mills, Inc. (Sheets) ... 5
Cannon Mills, Inc. (Towels) ... 13
Cash, Inc., J. & J. ... 113
Cataract-Sharpe Mfg. Co. ... 111
Duncan & Miller Glass Co. ... 117
Fostoria Glass Company ... 128
Gulbransen Co. (Pianos) ... 67
Heisey & Company, A. H. ... 105
Heywood Wakefield Company ... 94
Imperial Furniture Company ... 104
Kleinert Rubber Co., I. B. ... 94
Louisville Textiles, Inc. ... 108
Lullabye Furniture Corp. ... 107
Nagel-Chase Mfg. Co. ... 113
North Star Woolen Mill Co. ... 57
Owen Silent Spring Co., Inc. ... 102
Pequot Mills (Sheets) ... 103
Rose-Derry Company ... 117
Roseville Pottery, Inc. ... 81
Wellington Sears Co. (Martex Towels) ... 104
Wooster Rubber Company ... 113

INSURANCE

Employers' Group ... 84
Home Insurance Company ... 11
Prudential Insurance Company ... 75

MISCELLANEOUS

Eaton Paper Corporation ... 117
Fred Harvey ... 117
National Coal Association ... 119
National Association of Ice Industries ... 108
Parke, Davis & Company ... 91
Sergeant's Dog Medicines ... 120
Settlement Cook Book Co. ... 112

SCHOOLS

American Landscape School ... 127
N. Y. School of Interior Decoration ... 67

SMOKING MATERIALS

Camel Cigarettes ... Back Cover
Marlboro Cigarettes ... 119

SOAPS & CLEANSERS

Bon Ami Company ... 67
Clorox Chemical Company ... 120
Fels-Naptha Soap ... 56
Sani-Flush (Hygienic Products Co.) ... 107
Windex (The Drackett Company) ... 55

TOILET GOODS & DRUGS

Hudnut Sales Company, Inc. ... 12
Lysol (Lehn & Fink Products Corp.) ... 109
Mennen Company ... 106
Tums ... 91

TRAVEL

Quebec Tourist Bureau ... 110
Tennessee State ... 109
Union Pacific Railroad ... 111

While every precaution is taken to insure accuracy, we cannot guarantee against the possibility of an occasional change or omission in the preparation of this index.

Get set for summer with Cannon Summer Towels

"Bright towels for sports and beach" Big, colorful Cannon towels for smart sand-loafers and summer sports enthusiasts. Wrap them around you. Lie on them. Give them all the use (and abuse) you want. They *still* can take it . . . and like it!

"Strong towels for camp and cottage" Husky, he-man Cannon towels for rugged woodsmen. Good companions on picnics and all-day outings. A welcome "civilized softness" for the most hardened camper-out. Luxurious looming. Deep, thirsty texture.

"Smart towels for summer house-guests" Put guests at ease with an ample supply of striking Cannon Summer Towels. Perfect for casual holidays, and for fun-loving guests and hosts. (Leave the "family-crested best" in the linen closet.)

Specially planned for summer uses are Cannon Summer Towels. Bright towels for sports and beach. Strong towels for camps and cottages. Smart towels for summer house-guests. "Price" towels that you buy in dozens. *All* Cannon towels are Cannon quality! Cannon makes so many towels (in the world's largest towel mills) that they can give wider variety and better values all the way from 25c to $2. Cannon Mills, Inc., New York.

TRADE MARK MADE IN U.S.A. CANNON COLOR GUARANTEED FAST

Cannon Towels

CANNON TOWELS • CANNON SHEETS • CANNON PURE SILK HOSIERY *Cannon hosiery—pure silk, full-fashioned, sheer and lovely, better made to cut down "mystery runs." In Handy Packs at your favorite store. • Look for Cannon's Nylon Hosiery too.*

Go Outdoors

Harrie Wood

Sketches by
Herbert E. Marsden

Photograph by Z. Alexander

to Live!

The richest rewards aren't found within house walls. Look in your gardens for what Henry Van Dyke called "guideposts along the footpath to peace"

PLATFORMS being much in the public eye just now, may we present one of ours? Or perhaps we might call it THE AMERICAN HOME philosophy of the modern garden, and how to make the most of it. First of all, to clear up a couple of definitions in our title: When we say, "Go outdoors," we are not echoing any of those familiar admonitions to "see America first," "visit Vacation Land," "go places and do things," and the like, commendable as they may be. No, our idea is something simpler; so simple and close at hand, indeed, that many times we lose sight of it in the glamor and enchantment of distant fields. And then that phrase, "to live"—we are thinking of it not in terms of glorious excitement and high adventure, with everything at high pitch and pressure, but as an expression of the serene and satisfying enjoyment of the best and the most that a home can offer. For, after all, the home, rather than the individual, the family, the neighborhood or any other statistical unit, is the real basis of society and all its hopes for the future.

Photograph by Karl Obert (from Ethel Head)

With a simple flagstone terrace in a corner of the lawn, you not only spend many happy hours outdoors, but also enjoy the realization of that fine modern theory that "the landscape and its beauty belong to those that view them"

We are not claiming that this idea of making more use of the garden is absolutely new, or exclusively our own. As a matter of fact, there is increasing realization that today's gardens are different because they are useful and livable, as well as decorative. Robert B. Faxon of Chicago, who is close to the center of things horticultural in that region, has put it this way: "Recently, in a discussion of gardens, the question was asked: What has been the outstanding development in the improvement of home grounds during the past decade? Of the many interesting thoughts offered, the one which met with the greatest approval was that we are learning that the arrangement and planting of our grounds can, like the arrangement and decoration of our houses, be based on all-season active use and enjoyment as well passive, objective admiration and display. Whether large or small, the garden (in the broad sense of the environment of the dwelling) is coming to be considered as something more than a setting; as, indeed, just another comfortable room or 'department' of the house.

Photograph by Roger Sturtevant

A graveled area enclosed by a brick wall and the side of the house becomes an added, exceedingly important room, especially when it has a convertible barbecue. This one—Mr. Butler Sturtevant's—is described and pictured on page 21

Seeing the artistic possibilities of this dead tree, Mrs. Clyde L. Hagerman, of Bloomfield Hills, Michigan, bought it, had it set in concrete in her outdoor living room, so she can drape it each summer in moonflowers and gourd vines

Photograph by Elmer L. Astleford (from Marion Holden Bemis)

EVEN BREAKFAST OUTDOORS! TRAYS MAKE IT EASY AS WELL AS FUN. TURN TO PAGES 25 AND 29

Photograph by George D. Haight (from Ethel M. Head). Katherine Bashford and Fred Barlow, landscape architects

In the city, go outdoors to live—on the roof! The split sapling fence, pool, potted plants, table, chairs, and bench create seclusion and enticing charm

Photograph by Fred R. Dapprich (from Ethel Head)

The views through the recessed windows, the massive wall, the Spanish table, all create a desert-patio atmosphere. The canopy, palms, and native grass between the stones ward off excessive heat

The Mott Studios (from Ethel Head). Charles Matcham, architect

When the sliding windows are opened between this little guest house and the canopied terrace, is the outdoors taken in or vice versa?

"It would seem that one reason for this is that the arrangement and design of the rooms in the modern home have been planned to take advantage of the lawn and the garden. The living areas, nowadays, are located away from the noise and confusion of the street and its traffic; service rooms no longer steal the show as far as enjoyment of the best views of the garden goes. As a result of this one important change, we no longer have to go out into our grounds or gardens every time we want to enjoy them. During summer and winter alike we can really live in them —even while staying indoors. Thus the garden has become a joy the year around, and those who live where winter comes early and stays late can realize a far greater return on their investment in landscaping and plant materials than they used to."

But to get back to our original argument, what are the opportunities for real living that the garden can offer to anyone who is enterprising enough to grasp them? Most important of all, perhaps, in these days of worldwide strife and turmoil and doubt, is the chance for solitude, peace, relaxation, and quiet contemplation. What this can mean in building up physical resistance and maintaining mental poise is all too often underestimated. And yet, how easily it can be secured with nothing more than a protecting wall or screen planting to insure privacy; a trellis, awning, or friendly tree to break the rays of a too ardent sun; a few pieces of comfortable furniture —whether made by a resourceful home craftsman or selected from the rich assortment available in every type and style and price range—and a little ingenuity. In such a setting it is but an imperceptible step into the field of many gentle but most enjoyable activities—simple gardening with plants in pots, tubs, or porch boxes, more ambitious cultural efforts in beds and borders, excursions into horticultural science with the help of the interesting new chemicals now available, the testing of improved novelties that are offered each season, and so on and on.

Or, if one's inclinations are toward other

Glorified by means of framed tiles, metal work and the tracery of foliage, even a stucco garage wall makes a suitable setting for a simple table and chairs set beneath a colorful canopy gaily trimmed with pottery pigeons and weather vanes



Photo by Shreve Ballard. Courtesy, Robert Lewis Shop

Photograph by Roger Sturtevant

In Marshfield, Oregon, a simple slat lattice on sturdy pipe supports turns a bit of cement-floored porch into an inviting terrace for Mr. and Mrs. B. V. Hancock. Johnson, Wallwork & Dukhart, architects

From Ethel Head

While farther south, in California, where more protection from the sun is welcome, a colorful awning is supplemented by split bamboo curtains at the right and the cool foliage of a screen of conifers in the background

In this snug corner the chimney serves both an inside fireplace and the barbecue. Right, a lovely breakfast setting built around a flowering crab for Mr. and Mrs. Edward C. Duble, Greenwich, Connecticut

Photo by The Mott Studios. Lyle Barcume, architect

kinds of recreation than gardening, the enclosed garden or courtyard or outdoor living room can speedily be developed to gratify them. We recall one intriguing little Beverly Hills home in which the end wall of the attractive dining room consists of huge doors which, when folded back, make that room part of a paved and walled in terrace where badminton and other games are played or where table and chairs can be placed to accommodate parties that might seem out of all proportion to the size of the house.

A swimming pool need call for but little more space than a formal garden of roses or annuals, and as a means of keeping joyfully occupied a family full of youngsters (not to mention friends of all ages), it can prove a supremely satisfactory and worth while part of a home. Probably no addition to the home grounds has become more popular with young and old than the outdoor fireplace, barbecue pit, grill, or whatever you choose to call it. Even the wide variety of styles, sizes, and designs, illustrated on these pages and elsewhere in this issue, gives but a faint idea of its possibilities. However, the pictures are convincing evidence of the success with which these useful accessories are being fitted into all kinds of gardens, large and small, without seeming out of place or detracting from the appearance of the area or lessening enjoyment of it in other ways. Thus provided with facilities for cooking and eating, for games and tests of skill, for social gatherings by day or by night under silvery moonbeams or the colorful glow of skillfully hidden lights, any garden becomes a worthy rival of any house itself as a site for enviable entertaining, and a rival of the family automobile or motorboat as a source of interest and recreation.

Photograph by F. M. Demarest (from Constance Waddell Winde)

Photograph by Eames Studio (from Arlene D. French). Clifford Allbright, architect

Clever transformation of two sheds attached to their old New Hampshire house into a covered "breeze-away" porch gave Mr. and Mrs. Percy Russ a charming outdoor living area and saved the antique well and fireplace



Utility and appearance are nicely combined in this work unit designed by Thomas D. Church, of San Francisco. The twin tool sheds and lath shelters and the connecting pergola form a terminal feature to delight the heart of any industrious, order-loving gardener

Photograph by W. Elmer Kingham

A rampant, twenty-year-old wisteria inspired Mrs. Sarah McQuown of Redlands, California, to create this cozy, arbored retreat. With two-toned cement floor, weathered brick grill, homemade and salvaged furnishings, and plants, it is colorful and most livable

Showing how little it takes to turn a patch of lawn and a tiny porch into a living area. W. K. Strickland was the architect

Photograph by Cedric Wright (from Helen Grady)

Character is lent to this courtyard by the glass-topped, horseshoe table, the original paving, the graceful tree, and the unusual staircase with its ranked flower pots. Below, an entirely different treatment of another sort of charming site in the Duble garden shown on page 17

Photographs by F. M. Demarest (from Constance Waddell Winde)

Unfortunately there is no simple, categorical answer to the question, How can I turn my yard or garden into an outdoor living room? . . . No, on second thought, that is *not* unfortunate, for much of the pleasure and reward of a successful transformation comes from solving each problem as it develops and creating effects and details that belong in that particular setting and no other. But one thing that we want consistently and emphatically to urge is that home owners, including of course home buyers and home builders, give more thought to their grounds and gardens *earlier* than has been done in all too many cases in the past. In its modern rôle of one of the most important features of the whole property, the setting of the house, including the approach from the street, and especially the intimate, potentially enclosed portion at the side or in the rear, needs and deserves more of the preliminary consideration and forethought that most people automatically concentrate upon the exterior and interior of the building. We like to think of the program and budget of the home owner of tomorrow as providing adequately for professional landscaping advice and service from the very outset; for sufficient grading, construction work, and plant materials to make the most of the site, even though the development may have to be carried out by stages over a term of years. Families usually find that getting along with unfinished rooms or partly decorated interiors for a while so they can carry out carefully conceived plans of architects or expert advisors is well worth while. Is it not as logical, as justifiable, as profitable from every angle, to include in the home making budget a fair allowance for an intelligent, preliminary study of the outdoor possibilities of the property and the essential first steps toward their realization?

And so our platform stands: More gardens for more American homes. More gardens that are *planned*—and *made*—and *used*—and *enjoyed*, not as afterthoughts or secondary considerations, but as major factors of those homes, and as major contributions to the gracious home life that makes them what they are.

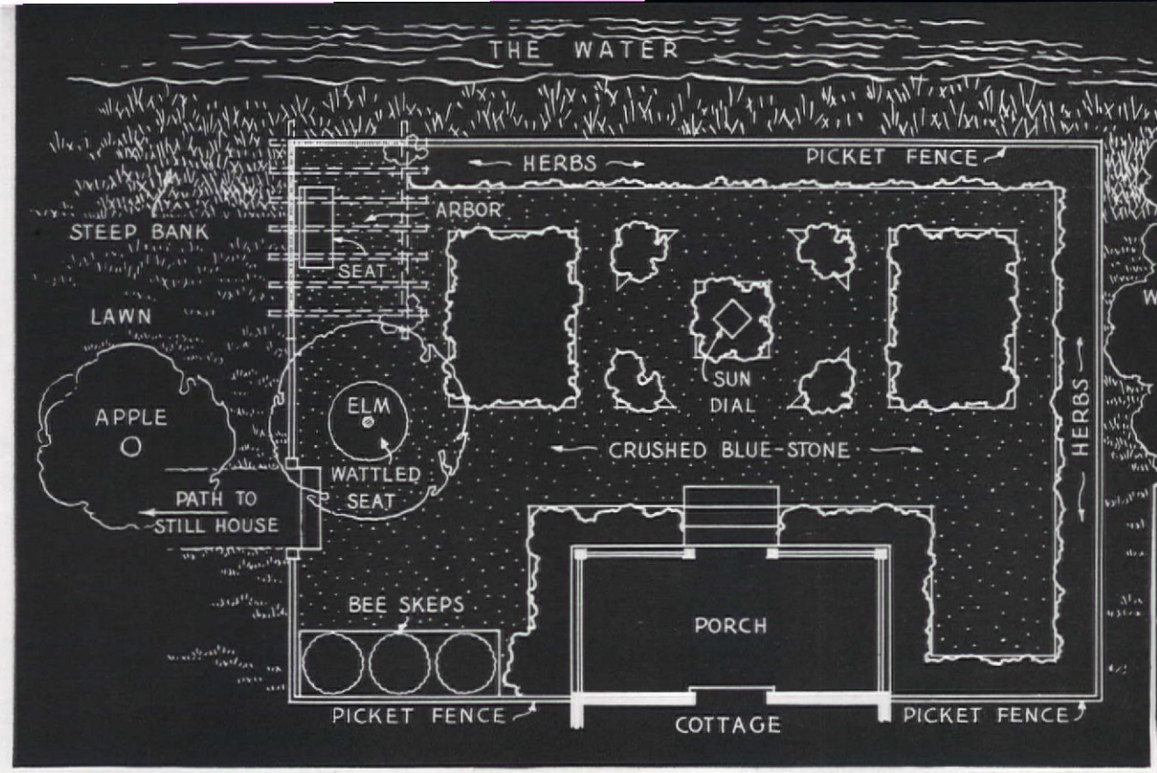

Plan drawn by Sigman-Wa

Little Garden by the Sea



View eastward from garden; below westward toward gate and wattled sea

SALT ACRES, the home of Ralph and Rosetta E. Clarkson, borders for some 700 feet on an estuary that runs in from Long Island Sound a few miles east of Bridgeport, Connecticut. From sea level at the lower end of the property the shore line slopes gently upward until, at the rear of the house and some thirty yards from it, the bank rises a good ten feet above high water mark. It was at that point that Mr. Clarkson erected a bulkhead of heavy timbers, filled in with rocks, sand and earth, and built the bank out about fifteen feet for a distance of thirty feet along the shore. Then he extended the little garden area so formed landward for ten feet and surrounded the 30-by-25-foot plot with a low, white picket fence, except where it is bounded on the land side by the rear of Rosemary Cottage. This little building was formerly a playhouse; now it shelters a display of dried herbs and herb products that shows what can be done with them, and also provides one entrance to the "sea-going garden." The other is a gate in the north side of the fence, whence a gravel path leads under an old apple tree and past a large bed of chervil to a projected still-house a hundred feet or so farther up the shore. Just to the left of the gate as one enters the garden, around the base of a young elm tree, is a circular seat "upholstered" in fragrant thyme and bound with wattles in traditional Sixteenth Century style. (As a matter of accuracy, the realistic wattling is here made of an old hauser or mooring cable wound in and out around vertical sticks, as shown in the illustration below.)

Against the fence, between gate and cottage, several old straw bee skeps (found in a barn loft up in Vermont) are sheltered by a pent roof of broad planks salvaged when a neighbor's 200-year-old barn was torn down. Above a garden bench in the seaward corner an arbor supports climbing

[Please turn to page 126]



Photographs by the owner and by E. L. D. Seymour



Perhaps the chief charm of this unusual garden results from the combination of quaint reminders of herb gardens of the past and the unique nautical character of its situation



Jessie Tarbox Beals

A House Built Around Porches and Terraces

ANABEL PARKER McCANN

GREYLEDGE HOUSE in Cos Cob, Connecticut, the home of Mr. and Mrs. Charles F. Fitter, might be roughly described as a series of porches and terraces grouped around three rooms—living room, kitchen, and bathroom. A visitor to this unusual house immediately senses that some specific idea must have motivated its design, and when Mrs. Fitter remarks that it was built especially for outdoor living and entertaining, one instantly realizes how perfectly it is suited for those ends and how it represents the sort of dream house which many home designers grope for but fail to realize. It is so complete, so fully equipped with modern conveniences for comfortable living, and, withal, so artistic, that one wonders why there should not be thousands of similar homes dotted all over the United States to provide relaxation and delight for owners and guests alike.

This "small house with the large floor space" is built a-top a rocky ledge on three sides of which a stone wall was erected, in some places as high as twenty feet, and filled in to form the foundation. The hill was so steep and rocky that not even a wheelbarrow could be pushed up its side, so all the gravel and stones for the fill had to be carried up in baskets. Because of the height of the terraces and porches, one may look down on some vista of beauty, whichever way one turns. In spring, there are clouds of starry, white dogwood among the evergreens. Throughout the summer, there is a broad stretch of lawn crossed by stepping stones that lead away between clumps of shrubbery; and a garden full of bloom, with a vine-bowered pergola and a tall jar of blue faïence, set just where it catches the sun. Blue jays and brown thrashers flit through the tree tops on a level with the terraces while song sparrows trill and robins chirp happily in full view.

The floor plan (reproduced on page 102) is the joint creation of Mr. and Mrs. Fitter as drawn by Mr. Fitter. Knowing exactly the results they wanted, instead of turning the blueprints over to a contractor, they decided to hire workmen and supervise the construction themselves. Mrs. Fitter had been experimenting with surface finishes, so she had the shingles given a cedar stain and then "antiqued" with white lead and oil. This treatment gave the exterior a genial and weathered appearance. The square oak beams supporting the covered terrace would have looked out of keeping if machine sawn. So they were hand hewn to match the general tone of the house. The paneling of the covered terrace is of knotty pine, but with none of the crude appearance that is frequently seen in unpainted woodwork. The boards were painted white, then the paint was rubbed off with a cloth almost immediately, leaving a soft film that enhanced rather than obscured the pine pattern. Two days later, when this was dry, the wall was rubbed down with floor wax in which a little raw umber had been mixed. The resulting soft finish of the terrace interiors harmonizes graciously with the color of the shingles.

So does the block cement flooring which has a warm cedar tone. The iron work of this terrace—two marvelous brackets supporting a glass shelf, panels of grill work between the front pillars, a wrought-iron lantern that swings from the peak of the ceiling, and the circular holder of the Italian hanging basket of ruby glass—are all finished in pearl white enamel, which is most effective.

[*Please turn to page 102*]

BARBECUES can be things of beauty

as well as invaluable aids in making the most of outdoor living

BUTLER STURTEVANT, *Landscape Architect*

Photographs by Roger Sturtevant

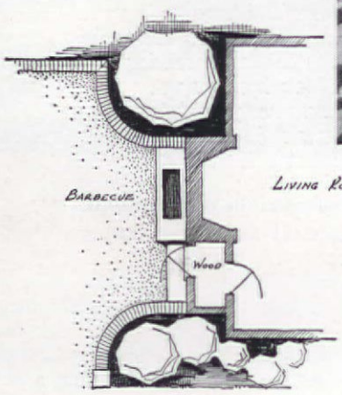

This well-proportioned circular barbecue of Mr. and Mrs. David Wisnom blends into the garden picture both when functioning and in between times as shown in the two illustrations above

INCREASED realization of the possibilities of outdoor living has led to the development of intriguing variety in the design of barbecues and outdoor dining rooms, especially in California. The most natural and, seemingly, the easiest solution was to copy or adapt the customary design of the orthodox fireplace. However, the picture of the large, black cavern, when the fireplace is not in use, presents an even more difficult problem to the landscape architect than to the architect.

The Spaniards and Mexicans of California's early days were able and efficient barbecue chefs, notwithstanding the fact that their barbecues and equipment were of the simplest. Frequently nothing more than a hole in the ground, with no provision for bottom draft, no chimney, no resemblance whatever to a fireplace, served their needs adequately and well. But a modern barbecue built on a level with the ground would involve too great a strain on the average home-owner-chef's back, so the tendency has been to elevate the pit or its equivalent to approximately table height. The illustrations on these two pages show interesting and unusual ways in which this problem has been handled by Mr. Butler Sturtevant, San Francisco landscape architect, in three gardens in Hillsborough, California, near San Mateo. Although quite different in appearance, they are much the same in principle and manner of solution. Like so many "original" ideas they are actually but variations of the old, time-tried idea of having no chimney and no fireplace back, thus eliminating those objectionable features in the garden.

The circular barbecue in the garden of Mr. and Mrs. David Wisnom was the first one built according to the application of these principles. With the wooden seats



The Butler Sturtevant garden. Effective from both utilitarian and esthetic angles is this ingenious design in which barbecue and fireplace share the fuel closet, shown in plan above

With plate glass panels to protect it from blustery winds, and bamboo screens to prevent the sacrifice of unwary bird visitors, this live oak-shaded outdoor dining room of Mr. Stewart Edward White is as practical as it is inviting

(which can also be used as counters) on either side of the well-like brick support for the grill, it forms an attractive composition at the end of the broad flagstone path or terrace. After it was completed it was discovered that the grill was just the place to group potted plants at times when the barbecue was not in use. Thus they serve both as a complete disguise and as an attractive garden detail in their own right.

The substantial fieldstone barbecue with its flagstone-covered wings in the Stewart Edward White garden is located at the brow of a steep, oak-dotted slope. Directly behind and partly encircling it is a low stone wall on which are erected large plate glass panels to protect the outdoor living area from the cool winds that sweep up the valley. Thoroughly efficient in that respect, they proved, however, a hazard for unsuspecting birds. So it was found necessary to provide roll-up bamboo blinds or screens that the birds would recognize as barriers and therefore avoid. Sheet copper used to cover the tables grouped near the barbecue does away with all worry about rains, coffee pot burns, or stains. Oriental lacquered dishes and pomegranate-red cushions on the chairs supply sharp color accents against the prevailing dull greens and browns of the surroundings. The floor of this garden room is carpeted with leaves left where they have fallen; this does much to add to the inviting informal character of the place.

In Mr. Sturtevant's own garden the barbecue, which is shown in the sketch plan and in the two lower illustrations on page 21, is built against the living room chimney. The door at the right (viewed from the terrace) leads to a storage compartment which has a second door closely accessible to the fireplace within. Outdoors, the terrace is surfaced with red gravel, and the whitewashed brick walls provide adequate shelter from prevailing winds and also block out the neighboring garden. At either side of the grill, which is made of rods about the size of a pencil, are flat sheets of steel hinged so as to provide a convenient way of feeding the fire; they also serve as splendid griddles for baking hot cakes. The pit beneath the grill varies in depth from nine to fifteen inches according to the accumulation of ashes. Even though the top opening is only eight inches from the chimney wall, the small amount of smoke given off by the barbecue when in use has not discolored the whitewashed surface or inconvenienced those doing the cooking.

Here again the best feature of the plan is that when the barbecue is not in use, the potted plants grouped upon it completely disguise the opening and turn a very efficient cooking device into a most attractive and appropriate garden feature, as shown on page 21 and again on page 15. Infinitely more desirable than the orthodox fireplace type, both from the point of view of appearance and on the basis of ideal cooking technique, is this type of barbecue. And the fact that it is fully as simple and inexpensive, if not simpler and less expensive, to make than any other type gives it an added advantage in the eyes of designer, builder, and owner and operator, alike.

Summer Furniture to make outdoor life comfortable

Dillingham

Ready for games and picnics? Bamboo-finished bridge table and chairs fold and stack neatly. 5-piece picnic set, under $6, collapses so you can take it along in car

Indiana Desk

We've said it before, and we say it again: the best way to make a garden or a yard or a lawn pay its way, or a porch or a terrace for that matter, is to make it an outdoor living room—that is, if you plan really to enjoy your outdoors this summer. There's no excuse for not having comfortable lounging chairs, benches, and small tables; also tables and chairs really designed for outdoor eating. There's an infinite variety available, and it's just a question of deciding how you want to live in your outdoors, and what kind of summer furniture goes best with your kind of house.

Figure out a color scheme, as you would for your indoor living room. If house shutters are blue, try blue sailcloth on the furniture. If you have a red front door on a white house, red is what you want in furniture. Green is always excellent, and we're pretty partial to yellow—it's lovely if you have lots of yellow flowers in the garden—and most of us do at least part of the season.

Folding pieces are infinitely convenient, for you can fold them up and stack them away in bad weather or when not in use. Lounging pieces on wheels can be moved about easily to suit your whim and the weather man's. Upholstered pieces are best on covered terraces or porches where they're protected.

For a permanent place on porch, terrace or sunroom: modern reed game group, elegant chintz upholstered love seat. The folding aluminum garden chair has a very bright, practical sailcloth cover

Ficks Reed



Ypsilanti Reed

Warren McArthur

Amusing designs and giddy curves trim up two iron chairs (left below)—on your own terrace, to enliven a hall or dressing table

Ficks Reed

George Koch

A lot of the decorating urge can be pleasantly and economically satisfied with a few chairs minus left, right or both arms. You just shuffle them around to make your different groupings. Two possibilities are illustrated by the stick rattan chairs and tables shown at right and above

Heywood Wakefield

You—as well as all the children—will have fun in a swing! This one has its own private awning to keep off the sun

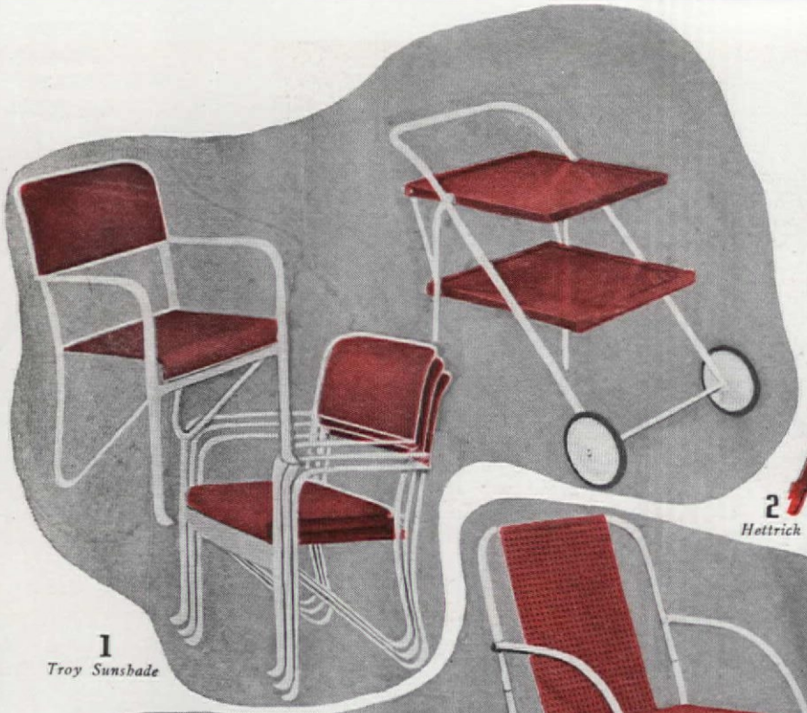

1
Troy Sunshade



2
Hettrick

Gosben

3
Simmons



2 *Hettrick*

4
Gold Medal Folding Furniture

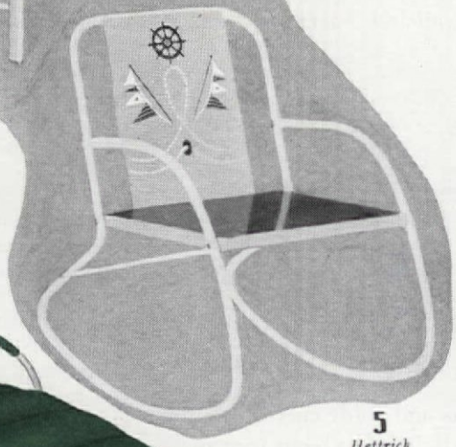

5
Hettrick

1. Nesting chairs covered with water-repellent and mildew-resistant Drytex material. **2.** Commodious tea cart on wheels and chair to match, in all metal; various colors. **3.** "Sun Tan" cot with rubber-tired wheels and a back that can be lowered to make a bed. **4.** Folding settee, easy to move because light in weight. **5.** For that cottage by the sea, an all metal chair with nautical design on the back. **6.** Streamlined chaise with rubber tired wheels, magazine rack, adjustable back, canopy top, and water-repellent upholstery. **7.** You can make believe you're in the tropics with this palm tree decorated chair. **8.** Here's a ready-built summer house, complete with canopy on wrought-iron supports. Redwood-topped table and benches assure you of well-shaded meals under the "big top." **9.** A new material under the sun, "Tenite," a ribbon-wide plastic woven in interesting color combinations on reed frames. It can be washed off with soap and water.

6
Burton-Dixie



9 *Ypsilanti Reed*

7
Hettrick

8
Lee J. Woodard

Nothing to fade, deteriorate or replace on a sturdy and comfortable "park bench"



Gosben

Courtesy, W. & J. Sloane *F. M. Demarest*

DORIS HUDSON MOSS

Backyard dining—the easy way

You do the cooking early in the morning—enjoy a backyard dinner party that night. Trays take care of service and everyone, including hostess, has a wonderful time

WHEN the morning paper promises "Fair and warmer" and the day begins with sullen hotness, I lay my plans for an outdoor supper. During the coolest part of the morning I stew and brew so that when late afternoon comes there will be as little as possible to do in the preparation of a nourishing and tempting supper that can be served with fairly little effort in our handkerchief-sized garden. And *how* the family does enjoy it!

The utter restfulness of quiet and of fading light, the earthy fragrance of dampened lawn and flower beds, the timid stars in the rosy sky, the tiny sounds of the garden at night when the white flowers illumine the dark—there is rest for body and soul in dining and relaxing in the garden at the end of a hot day.

It's a good idea to work out a little system for simplified serving of food outdoors. Personally, I like the tray method and there are no better trays than those large tin baking sheets available at the ten cent store. They hold, comfortably, a service doily, napkin, plate, cup and saucer, and glass and may be filled in the house with food to be carried by the family to the garden or, as in the illustration below, served from a

[*Please turn to page 58*]

• **baked salmon and sausage**



Recipe printed on back of each photograph

• **salad sandwich loaf**

Tin trays can help set an amusing table or go out under the trees

Give a Rose Luncheon in Your Rose Garden!

ONCE in a while something happens that makes fancy food, in the sense of really elaborate looking food—the kind that the prize cooks of our grandmothers' day turned out just like sleight of hand—almost imperative. Such a time is when the garden is throwing roses around with a lavish gesture; or even when you suddenly wish it were. How many times you've said in a mild effort to approach appreciation of them, "They look good enough to eat." The silly part about roses is that they not only look it but are, and here are several ways to turn the trick. In fact here's a whole luncheon that looks as fancy as can be, just like roses, and at the same time is not beyond the skill or the patience of the average cook, once she puts her mind to it. The menu prepared by Christine McKeever, of the Hotel Wellington, New York City, is really as delectable as it sounds, and looks, as you can see, as though you had picked the feast instead of cooked it.

Rose Crabapple Appetizer — Better Times Dressing
Baked Chicken-Tomato Roses
Rose Vegetables, Cooked and Raw
Raspberry and Rose Petal Rolls — Wild Rose Butter
Rose Molds of Strawberry Mousse, with Rose Syrup
Coffee — Rose Petal Cakes

If "pretty is as pretty does" this gourmet's luncheon will do very well indeed, for all of the menu is delicious, simply wonderful and appetite whetting to behold. It is fun sometimes to carry anything out to the very last degree, without, of course getting "gooey" about it, and that is what this luncheon does. Here is a chance to use all your prettiest china and most sparkling glass and a pink cloth with red red ramblers sprawling all over, or even pink roses if you have lots of them, and then as you bring each course on, your guests will believe more and more firmly that you really are a cordon bleu in disguise, for everything looks as though one were in very truth relishing the roses themselves.

Perhaps not quite, for there is a certain heartiness about a beet that is a little hard to change, and butter and cheese, however colored, still have an unmistakable sheen about them that is, in this case, heartening. But the important thing is that even the rolls and ice cream look so much like flowers that no one can mistake your intent, and best of all, it is really and truly elegant eating.

The moment you get into specialized kinds of recipes you run into all manner of whims, notions, and the firmest kinds of convictions. Some people do so-and-so one way and some another, and they won't give an inch about their own rule, never fear. Lest we run into any such controversy, we are appending herewith a version, other than the one given on page 28, of crystallized rose petals. Mr. John Paul Jones, Jr. says that he has been fairly haunted by the idea of eating roses ever since he sniffed his first sniff of their delicious fragrance. He writes:

"Eat flowers? Whoever heard of such a thing? But I found I could not dismiss the subject so easily. Why not eat those beautiful, delicious smelling roses? There is nothing poisonous about them and surely they contain some food elements, I reasoned. That set me to work on the thoroughly intriguing problem.

"You see, I am one of those species of husbands (*Kitchinum dabbleratus*) who likes to poke around the kitchen concocting all manner of strange sandwiches, salads, drinks, or whatever comes to mind, to the distraction of my wife and the disruption of the culinary routine. If you have such a male in your home you know what I mean. And, as my wife remarks, there is nothing you can do about it.

"Well, I planned to prepare some rose petals so they could be eaten. But how? I began a systematic search of all the libraries within reach for old cook books and soon the problem was solved. The answer was simple. All you had to do was crystallize the flowers just as you would lemon or orange peel. The result was a delicious confection that enables you to preserve summer garden roses for the delight of guests through winter months. Here is how it is done:

"ONE pound of rose petals, one pound of sugar. Select freshly gathered red or pink roses and pick the petals one by one until you have a pound. Put the flowers into water and allow it to drain off while you prepare a fine sugar syrup, equal in amount to the flowers. Dump in the rose petals and allow the mixture to boil up five or six times after which remove it from the fire and let it stand until the sugar

• baked salmon and sausage

BREAK into small pieces and fry about 5 minutes ..... ¼ lb. sausage
Remove meat from pan and set aside.
Add to fat and blend well ..... 2 tablespoons flour
Then add and cook until thickens ..... 1½ cups milk
Season with ..... ½ teaspoon salt
⅛ teaspoon paprika
1 teaspoon minced parsley
Pour onto ..... 2 eggs, well beaten
Juice 1 lemon
Drain, remove skin and bones and flake into pieces and place in greased shallow 8-inch casserole or individual ramekins ..... 1 can (1 lb.) salmon
Sprinkle with sausage. Pour on sauce, top with ..... ½ cup buttered crumbs
Bake in moderate oven (350°F.) about 45 minutes. Serves 4.

Tested in THE AMERICAN HOME KITCHEN

• salad sandwich loaf

Photograph printed on back of each recipe

Tomato Aspic Layer: Combine in saucepan and boil gently for 10 minutes: 1¾ cups tomato juice, 1 slice onion, 1 stalk celery with leaves, 1 bay leaf, 5 peppercorns, dash cayenne, ¾ teaspoon salt. Soften 1 tablespoon (1 envelope) unflavored gelatin in ¼ cup cold water for 5 minutes. Strain tomato mixture over softened gelatin and stir until thoroughly dissolved. Add 1½ teaspoons lemon juice. Pour into loaf pan rinsed in cold water. Chill.

Veal and Vegetable Aspic Layer: Dissolve 1 package salad aspic gelatin in 1 cup boiling water, stir until thoroughly dissolved. Add 1 cup cold water, ½ tablespoon parsley, 1 teaspoon onion juice, 2 tablespoons lemon juice, and chill until it begins to thicken. Then add 2 cups cooked diced veal, ½ cup celery cut fine, 2 tablespoons green pepper cut fine, ½ cup asparagus cut in 1 inch lengths, ½ cup cooked diced carrots, ¾ cup cooked peas, and ½ cup mayonnaise or salad dressing. Pour on top of first layer and chill thoroughly. Serves 6.

Tested in THE AMERICAN HOME KITCHEN

forms a coating around the flowers. Drain off surplus syrup and separate each petal so they will dry thoroughly. Keep in a dry, cool place. If desired a little essence of rose may be added to the sugar of the crystallizing syrup to heighten the smell and a little coloring added to preserve the natural bloom of the blossoms.

"I found that the same process works on other flowers as well, especially large Parma violets."

While our all rose menu, which was an actual luncheon given by Miss McKeever, may not appeal to you in its entirety, it has its uses. As a matter of fact, there are not many times when anyone would want such a really fancy splurge of a meal, but there are lots of times when one or more of its items would be just the thing to turn a routine meal into a regular banquet fit for the finickiest. For example, even a dinner that you had scarcely thought about and which suddenly had to be something because of unexpected guests, those abominations of man that are much more prevalent in the summer when too many of us are shamefully lazy about food, could sit right up and be a

Photograph printed on back of recipe

• fresh strawberry tarts

PREPARE and bake.....12 tart shells or 1 9-inch pastry shell
Reserve 8 whole berries and crush..... 1 quart strawberries
Add ..... ⅔ cup sugar
3 tablespoons lemon juice
½ cup orange juice
⅛ teaspoon salt
In ..... ¼ cup cold water
Soften for 5 minutes..... 1 tablespoon (1 envelope) unflavored gelatin
Dissolve over hot water. Add to strawberry mixture and chill until it thickens.
Pour into baked pastry shell and chill 3 to 4 hours.
Top with..... 1 cup heavy cream, whipped
2 to 4 tablespoons sugar
Garnish with reserved strawberries. *Tested in*
Submitted by ELAINE F. MACINTYRE THE AMERICAN HOME KITCHEN

remembered occasion by the simple expedient of turning your salad into a bowl of roses, cooked and raw.

Or again, when your garden is just outdoing itself with bloom, the perfect time to indulge your palate too, you might take such a simple thing as your everyday ordinary salad that is always so good when you begin to get the little garden lettuce and dress it with Better Times dressing for a change. And again, if you are pinching the budget till there's nothing but codfish in sight for weeks, there is nothing to prevent your having crystallized roses all over the simplest one egg cake, just as though you had been dining on plover's eggs.

These are the pictures of the finished products, the edible roses themselves. And if you will follow the simple directions carefully you'll have no trouble

F. M. Demarest



Recipe printed on back of each photograph



Important reminders! When doing the rose food—(1) use demitasse spoon for small cheese petals, a larger spoon for larger petals; (2) remove butter rounds into iced water to keep them firm; (3) wipe off excess egg white from petals; and finally sprinkle both sides with sugar

• crabapple appetizer and date buds

2 (3 oz.) packages cream cheese
1 tablespoon cream
Drop of red vegetable coloring
Drop of rose extract
1 (12 oz.) jar spiced crabapples
1 (8 oz.) package pitted dates
⅛ lb. pistachio nuts, finely chopped

BLEND the cream, vegetable coloring, and rose extract with the cheese until smooth and pliable. Using spoons of various sizes such as a demitasse, iced tea and regular teaspoon, or larger one for a larger rose, start building petals around crabapple. Use smaller spoon first for smaller petals. First dip the spoon in hot water, then measure one spoon of cream cheese, leveling it with a knife. Hold crabapple in left hand with thumb and middle finger. Press the cream cheese in the bowl of the spoon against the crabapple, drawing down with curving motion. The cream cheese will slide from the hot spoon onto the apple, making the first petal. Continue round and round, designing the rose as you go. Dip the base of cheese coated crabapple in bowl of chopped pistachio nuts to give green base. For rose buds decorate dates with cream cheese. Repeat process as above. Decorate plate with chicory or water cress. Serves 6.

Recipe submitted by
CHRISTINE MCKEEVER

Tested in
THE AMERICAN HOME KITCHEN

• crystallized rose petals

SELECT highly scented fresh roses, dark red preferably, and wash well. Remove petals and drain thoroughly. Remove white pulp from base of each petal. Beat the white of one egg to a foam. Dip small pastry brush in egg white and brush both sides of petals. (Or use fingers). Be sure that no surplus egg white remains on the petal. This is important because too much moisture will make the petals shrivel. They should be just moist. Shake granulated sugar on both sides of the petals and place on tray to dry in the refrigerator. These may be served as a confection, or they may be used to decorate small or large cakes.

Rose Luncheon Dessert

Rose Fashioned Ice Cream Molds (ordered from local ice cream company)
Crystallized Rose Petals on Small Cakes
Mint Leaves for Garnish

Directions and menu by
CHRISTINE MCKEEVER

Tested in
THE AMERICAN HOME KITCHEN

Photograph printed on back of each recipe

• rose petal rolls

USE favorite roll recipe but divide individual portions into five small balls. Place balls in circle in greased muffin pan, leaving hole in center, but bringing some of the dough from the sides of the pan just to cover the bottom of the pan. Now wash petals taken from four large fragrant roses. Remove white pulp at base of petals. Drain and chop finely. Stir into 1 cup raspberry preserves. Cook in double boiler 20 minutes. Place teaspoon of jam mixture in center of each roll, and a bit of raw or candied orange or lemon peel on top each roll; bake as usual. While still hot brush with melted butter.

• wild rose butter

Between smooth sides of butter paddles make butter balls from ¼ regular size butter squares, then with one hard slap, flatten out the balls to butter rounds—about the diameter of a rose petal. With knife slide off into iced water. Working under iced water, shape the butter into petal shapes. Arrange petals to make wild rose as shown in the picture, reverse side. Fill center of the rose with very tiny rolls of butter done with the rough sides of butter paddles. Keep in refrigerator until ready to serve.

Directions by
CHRISTINE MCKEEVER

Tested in
THE AMERICAN HOME KITCHEN

There is no arguing the fact that in all probability the entire menu would take a great deal more time than most of us would be willing to spare during the gardening season, the very time when it is most reprehensible to neglect your menu. But any one item from the whole menu would furnish a fillip to the most pedestrian meal; even just the wild rose butter, which is not much more work than butter balls and so much more amusing. That after all is the chief value of this whole notion, aside from proving that roses in various forms are good to eat, making people realize that a little amusement about summer meals is a virtue.

Recipe printed on back of photograph

• fresh strawberry tarts

Two more tray suggestions:

Fresh strawberry tartlets or pie that will melt in your mouth and yet can be prepared in the cool of the day to perfect your tray dinner. On page 61 is a liver loaf sandwich spread that is hearty without being heating

Another recipe for a rose luncheon, "Rose tomato with chicken heart," will be found on pages 61 and 62

In the Summertime it's fun to eat your breakfast all over the place!

Harrie Wood

DON'T tell us there isn't time to have fun at breakfast. That is, don't think you can get away with that old saw, if you do tell it. The trouble with most breakfasts is speed. It ought to be a lazy, quiet meal, so good that its very goodness hangs around in the back of your mind all day. But instead it's usually bogged down under an awful sameness—orange juice till it's a punishment, a slab of bread in varying degrees of scorch, some flakes or kernels of whatever is open, shaken from their box into a dish, and coffee frequently too hot to drink in a hurry.

People, not you and I, of course, but *people* are so stultified about breakfast. They would rather sleep five minutes longer and swallow something from a corner of the dining room table or the kitchen counter—"anything will do," as long as it is the same as yesterday. The "anything-will-do-business" more than likely comes from "anything" having done so long that sitting down and relishing food and the morning paper look and sound like a fearful bother.

"It slows me up all day if I dawdle at breakfast." Tommyrot! If breakfast is a pleasant meal, the sort to smack your lips over, it might even startle you into an awareness and alertness that possibly will be of use through the day. It might help to start you out on your daily duties calm and composed.

I'm willing to grant the time element its due; no commuter's train will wait for your savoring the full-bodied flavor of a cinnamon bun. School busses are singularly unrelenting when it comes to another go at the omelette. These things the little woman has to recognize and arrange in proper fashion.

We, personally, believe most of the time in solitary breakfasts, and so we use the tray system and forget completely the dining table and the stereotyped breakfast cloths and the newspaper propped up against the coffee pot and bolstered by the marmalade jar. We forget the house and its four walls and wander afield. Isn't that a pretty picture? Set your trays the night before, complete to the last detail. Prepare the fruit and put

[*Please turn to page 64*]

Nobody is ever late to a tray breakfast and even if no two in the family eat at the same hour, it won't disrupt the works to serve five breakfasts



Invite Summer To Your Table!

THE change from winter-to-spring-to-summer-to-autumn gives us restless souls a chance for a change in scene, in clothes, in houses, in habits, in the food we eat, even in the table at which we dine. Summer seems the time to forget formal table appointments. It's more fun to take to gay, informal ones that somehow go with sunshine and a garden full of flowers. It's fun to have the right pitchers and glasses for ice cold beverages; bowls for fresh fruit and salads; trays for serving anything anywhere. We've selected here aids to make food taste better, revive heat-wilted spirits, and please the eye. Good summer eating to you!

1. "American Modern" pottery from Wright Accessories, Inc. in granite gray, curry, sea blue, bean brown, or white. Mix or match! 2. A single dish or a whole service in Copeland & Thompson's Spode, "Reynolds" pattern in glowing fruit colors. 3. Petunia colors in the "Fiesta" pattern from W. S. George Pottery Co. 4. Take your choice of gardenia white, buttercup yellow, fern green, carnation pink, aster blue, in pottery from Vernon Potteries Ltd. 5. Three big pitchers, and how they flow! Cambridge's "Twisted Optic," Duncan & Miller's "Radiance" in a choice of colors, and their "Canterbury," in crystal. 6. Modern floral in pink or blue on white from Syracuse China Co. 7. Rose petals in James River Potteries' "Picard" pattern. 8. Currier & Ives print, "Apple Pickers," in natural colors, by Edwin M. Knowles China Co. 9. Cambridge's two-part iced fruit or fish cocktail. 10. Dignified in feeling, dainty in pattern and color, Haviland's "Arild" pattern. 11. A nest of three maple finish trays, from Stern Bros. 12. "Canterbury Bell," first call for dinner. Chase Brass & Copper Co. 13. Folding metal tray table. Pompeian green finish. Mitteldorfer Straus. 14. Berry bowl and individual berry dish, Fostoria Glass Co. Plain glass berry saucer, Cambridge Glass Co. 15. Kensington metal beverage set, with tray, Kensington, Inc. 16. Serving pieces and entire service in flower pastels, Vernon Potteries, Ltd. 17. "Gardendale" American made pattern from Theodore Haviland & Co. for tea or entire meal service. 18. Chrome beverage set with white trim, Chase Brass & Copper Co. 19. Decorated tin tray from Herman Kashins; "drum" glasses in three sizes, Fostoria; single stem goblet, Cataract Sharpe Mfg. Co. Flower petal glasses, Duncan & Miller, in two sizes. 20. Wedgwood "Napoleon Ivy" pattern on Paris shape. 21. More "American Modern" pottery, Wright Accessories, Inc. In colors, texture, and shape, it has just the right quality for summer.









For the male cook in all his glory!



1

PLEASE, ladies, we love you. When you chase us out of the kitchen that's O. K. with us. Privately we may think we could do a pretty good job there if we had a chance; occasionally, of course. As a three-times-a-day job, thanks, no!

But in outdoor cookery we shine. Let us alone, and we'll show you something! We may not know how to make Oysters Rockefeller or Sauce Bercy, but we've got other tricks you don't know either. So let us have our heads a bit, will you? We'll be out of mischief anyway. . . .

So-o-o, that annual yen for the great outdoors has got you again, eh? You're counting the days until vacation and there are too many of them and too few when they come. Oh, well, can't be helped. Got to make a living. Lucky to have a job that gives a two weeks vacation.

Stop feeling so sorry for yourself! Outdoors is just a few steps away—actually right in your own back yard.

"But what can I *do* there?"

Eat! Primitively. Gorgeously. Simply. Elaborately. But spiced with something no cordon bleu can add to food. The open sky, the good earth, the smell of smoke, the hiss of the meat, the glow of the embers. A barbecue at home!

Sure, I know Webster says a barbecue is "a social entertainment of many people, usually in the open air, at which one or more large animals are roasted or broiled." Let's bring the old chap up to date. Here's our version: "A barbecue is a meal cooked outdoors, with the proper sauces and accompaniments."

A beautiful part of it is that the thickness or thinness of your pocketbook makes no difference in the results achieved. We know one man who made a fireplace out of fieldstone, fire bricks, and a furnace grate, salvaged from a junk heap, at the cost of exactly nothing. Yet his barbecues are the pride of his family and the joy of his friends. We know a tycoon who, with the aid of an architect and landscape gardener, had built a structure, for the same purpose mind you, which cost him a bit better than $5000. And his chef, under protest, did do pretty well. What he didn't know was that outdoor cookery is a separate art even if it is a simple one. Here are the fundamentals.

A bed of coals—hard wood is perfect. Allow plenty of time for this—half an hour if you are using small pieces of wood and just want to grill some steaks, and up to four hours for a big roast. And put on all the wood you expect to use at one time. Otherwise you'll have a thick bed of ashes and a thin bed of coals. Some people use charcoal. It gives a steady, even fire and is easy to handle.

The second essential is a grill. Perhaps you, too, can salvage an old furnace grate. It should be rectangular and as large as possible. It will be pretty heavy but it will last forever. Less durable but lighter is a doormat of the roll-up type made of steel strips. If you buy one be sure to

[*Please turn to page 66*]

TED HATCH

1. Line forms to the right for chicken done on the Hagerstrom Barbecue-Grill! 2. Four-piece camp set from Macy's that you can take practically anywhere. 3. Outdoor cooking is on the verge of going scientific—new Abercrombie grill has fire pan that is adjustable to 3 positions! 4. If you're not too proud—Abercrombie now has Kindle-Lite to help you start the fire. 5. Sturdy and very handsome is this cutting block and stand. Abercrombie & Fitch. 6. From same company, heavy asbestos gloves



2

3



4

5

6 7



8

11

10



9

7. The "heart" of your outdoor fireplace—Hancock skeleton unit. 8. Steak between walls of glowing charcoal in a Master Metal grill

9. Easy outdoor fireplace—Androck grill used over a few stones or bricks. The long-handled hot dog grill is from Macy's. 10. Eclipse grill uses charcoal. Build around it with stones or bricks. 11. Two steaks broil together in Michigan Wire Goods grill

F. M. Demarest

Barbecue recipes to swell the male chest

These, Sir, are for you to cook on your own outdoor stove!

Recipe printed on back of each photograph



• beans and chili

Recipe printed on back of each photograph



• grilled hamburgers

Recipe printed on back of each photograph

• roasting corn, baking potatoes outdoors

• outdoor steaks



• desserts for steak dinners

• kabobs

F. M. Demarest

Barbecue recipes to swell the male chest

Photograph printed on back of each recipe

• kabobs

A FEW of the many and varied combinations to be termed "kabobs" are given below. For cooking, have some sturdy twigs whittled to a point. Hold kabobs over coals slowly rotating until done to a turn, pop at once between buttered halves of buns. Any of the meats that cook quickly may be used. Of course there are frankfurters or sausages. Round steak is a stand-by, cut in cubes, but try a cube steak cut in squares, a slice of cubed tenderloin, ham or lamb. Then let your imagination rule the addition of fruits and vegetables. Slice onions vertically and separate into leaves so they will hold on the stick.

Slit down one side of frankfurter, insert thin wedge of Swiss or American cheese, wind with strip bacon and fasten with toothpick. Or split frankfurters and alternate with thin slices unpeeled apples and bacon.

Pound round steak, sliced 1 inch thick, and cut in 1-inch cubes. Alternate with canned whole mushrooms, onion and bacon or alternate thinly sliced tenderloin, slice fresh tomato, and Bermuda onion.

Cubes of ham slice, white grapes (seeds removed) or pineapple cube, salt pork. Oysters or scallops, tomato, onion, and bacon. Shrimps with okra, tomato and bacon. Alternate hunk chicken meat, sliced frankfurter, tomato slice, and whole mushrooms. Alternate kidney, cooked carrot slices, liver with bacon, or link sausages.

Tested by THE AMERICAN HOME

• desserts for steak dinners

PLUG a ripe watermelon, fill cavity with Tokay, port, or other sweet wine and return to the refrigerator for several hours—HARRY BOTSFORD.

Wrap cube of cheese with strip bacon, cook over coals and place between crackers. Core apples and stuff centers with marshmallows. Roast on sticks. Or roast apples just plain.

Alternate marshmallows and pieces of fruit such as pineapple cubes, orange pieces; roast on sticks and eat between graham crackers.

For the children have graham crackers and sections of sweet chocolate ready to hold a toasted marshmallow.

All kinds of fresh fruits in season always taste good after a hearty steak—pears, peaches, oranges, grapes, apricots, bananas, apples, etc.

Assorted cheeses may be on hand for those who desire them and crackers for accompaniment.

Juicy pies as cherry or apple are delicious for the hearty eater, and who doesn't eat until they can eat no more at a steak broil?

Suggested by THE AMERICAN HOME KITCHEN

• outdoor steaks

Barbecued steak: Combine 4 tablespoons salt, 3 tablespoons pepper, rub ½ clove of garlic in mixture. Add 2/3 tablespoon chopped rosemary, mix well. Rub this mixture hard into steak, on both sides, and let stand at least 1 hour. Brush off and broil. Brush often with bunch long stemmed parsley dipped in melted butter. If fire tends to blaze up, sprinkle lightly with water in which some bay leaves or a branch of washed bay leaves has been soaked. The bay will help to flavor the meat. —DORIS HUDSON MOSS

Top round steak: can be broiled and will be tender if allowed to stand overnight in the following mixture; ½ cup lemon juice, ½ cup salad oil, 1½ tablespoons Worcestershire sauce, 2 teaspoons onion juice, ⅛ teaspoon pepper.

Pan broiled steak: Use a heavy cast-iron or cast-aluminum frying pan. Get it so hot that it actually and literally smokes—then cover bottom of pan with table salt. When the salt smokes, in go the steaks for the usual quick sear, then turn from side to side until they reach the "doneness" desired. Contrary to opinion, the steaks will not be over salted. Can have gravy too—just add a little water, stir briskly—then more water and when bubbles pour into hot bowl.—HARRY BOTSFORD

Tested by THE AMERICAN HOME

• roasting corn, baking potatoes outdoors

Roast corn: Take off all but the last few inside leaves, pull these back, remove most of silk, cut out any bad spots, replace leaves and put ears on back of grill with thin bed of embers under them. Turn often and when the kernels have turned golden yellow, serve. For corn a bit overripe, just leave husks on, dip in water and wrap in plenty of wet newspapers. Bury them in the embers and fish them out in ½ hour.

Wrap husked ears of corn with strips of bacon and roast over coals on long forks. If fresh corn is not available, wrap ears of canned corn in newspapers, dip in water and put either in pit or outdoor oven until thoroughly heated.

Baked potatoes: The usual way to bake potatoes is to cover them with ashes, pile embers on top and leave them about 1 hour. Another (and a bit slower) is to cover each one with moistened salt about ½ inch thick, tie with paper, cover them with embers and leave for 1 hour or longer. When raked out, the paper will be burned away and the salt a hard layer which breaks off easily. Chopped chives mixed with softened butter are delicious with potatoes.

Suggestions by TED HATCH *Tested by* THE AMERICAN HOME

• grilled hamburgers

AS SUGGESTED by Chesla C. Sherlock, lightly mix the following ingredients and flatten into patties, not so thin that they cannot be turned easily. 1 lb. round steak, 1 small white onion, chopped, 1 egg beaten, 1½ teaspoons salt, ½ teaspoon pepper, 1 teaspoon prepared mustard.

Another method, suggested by Ted Hatch: For hamburgers it pays to buy top round and watch it being ground. Between two pieces of waxed paper flatten out each one to about ¼ inch. Put on a spoonful of finely chopped onion, cover with another layer of meat and pinch the edges. Cook rather slowly to give the onion a chance to get cooked.

When patty is turned the last time place half of buttered bun on top of it and toast the other half on the grill. The first becomes steamed a little.

For serving there are a number of indispensable accompaniments depending entirely upon how one is "brought up." Some of these are sliced cheese, slices of tomatos, sliced sweet onion, sweet relish, catsup, or mustard.

Tested by THE AMERICAN HOME

• beans and chili

DRAIN	1 #2 can whole kernel corn 1 large (1 lb. 1½ oz.) can red kidney beans
Add to	1 large can or 2 #300 cans Boston style baked beans 1 (11 oz.) can plain chili con carne (without beans)
Stir in	½ cup chili sauce 1 teaspoon Worcestershire sauce

Pour into casserole and bake in a moderate oven (350°F.) for one hour. This is also an excellent recipe for outdoor cooking. Cook in a heavy kettle directly over the fire, or in an outdoor oven. Serves 4-6.

Submitted by GORDON SIMPSON *Tested in* THE AMERICAN HOME KITCHEN



Sketches by William J. Hennessey

THERE are two theories of keeping the house cool in summertime as familiar as bread and butter. One is "Good Heavens, keep these windows open today so this house doesn't get as hot as a bake oven." The other is "Be sure to keep the windows closed all day so the house will be cool tonight." Let's hope that your home doesn't have partisans of both theories or the arguments may generate so much hot air that nothing will cool the house.

But seriously, it should be possible to keep your home comfortable and cool in summer. One good way of doing it is by installing simple ventilating equipment and regulating it properly. This is where attic ventilators and new types of attic fans come in. They are a means of cooling the house automatically at moderate cost.

If you will think back to last summer you may recall nights when it seemed impossible to sleep because the house was so hot. Yet the temperature outside wasn't terrifically high, in fact it was fifteen or twenty-five degrees cooler than indoors. But the sun had been pouring down on your roof all day and by evening the heat stored up in your closed attic registered 120 to 130 degrees. It was this attic heat, oozing down through walls and ceilings, which kept your house hot even after the sun had gone down and the outside air was cooler. Gable ventilators would have prevented such a storage of heat in your attic, and

[*Please turn to page 70*]

When It's 90° in the Shade—

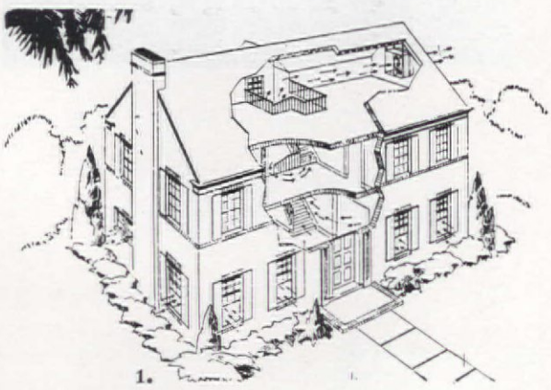

1.



2.

Courtesy, Emerson Electric Mfg. Co.

1. Cool night air is drawn into insulated house and up attic stairway by an electric attic fan installed in gable opening. Early evening: Fan draws air into 1st floor rooms. 2. Attic fan in suction chamber pulls fresh air through house, expels stale air out window. Late evening: Cool air drawn into open bedrooms during night

Take to Screens and Attic Fans

A GOOD riddle could be made up about screens because they are something the average person only notices when they *aren't* there. You see right through them and you probably don't give them much thought as long as they are properly transparent and do a good job of keeping out insects. But wait till you come up against a house without any and you are left to fight onslaughts of wolflike gnats, mosquitoes, flies, and other wild life all by yourself. Then you'll look on screens with a new eye we're willing to wager.

You might try out that new eye on some of the ideas in screens we show here. The top one is a new contribution providing protection against the hot sun as well as insect protection. It is a sun screen as well as an insect screen and is designed to shade windows or porches where it is used. It does this by means of horizontal slats which are set at an angle, tilted downward and outward. Instead of passing through the screen, the sun's rays are deflected from the slats and keep the hot sun out of the room or porch. They also eliminate sun glare. The horizontal bronze slats are one sixteenth of an inch apart, the vertical bronze wires are three eighths of an inch apart and the mesh is exceptionally transparent. Our window sketch gives some idea of the arrangement of horizontal slats and vertical wires, though the mesh isn't as heavy as it appears here.



Koolshade

The new type of roller screen at bottom of page is an effective and easily managed window protection which is lifted and lowered like a window shade. It works on a roller assembly and is installed inside the regular window where it can be kept year 'round. Just roll it up for the winter. With this screen there's no necessity for that spring chore of getting the screens out of the basement, finding out which one belongs to which window, putting them up, taking them down again in the fall, and storing them all over again. It can be used with casement, double hung, wood, or metal window sash equally well, and its fine mesh allows excellent visibility.

The value of metal screens is illustrated in our third sketch. Their frames are so narrow that they never shut out air or interfere with the architectural character of the windows where they are installed. Yet they are especially sturdy and durable, as well as light enough to be put in and taken out quite easily.



Chamberlin



Rolscreen

New screens to keep out flies and summer pests: Roll-up screens, narrow frame screens, sun conditioning screens

2 Houses with but a Single Thought

Vacation living— indoors and out!



For the desert:

Designed by
JOHN CAMPBELL



Designed by
WILLIAM J. HENNESSEY

For Week-ends or a Summer's Stay

A living porch for the beach

HERE are two prescriptions for whatever ails you: two bright, economical little houses for seacoast, lakeshore, or desert. One was designed for the West, while that on this page would blend well with New England, New Jersey, Long Island, or other Eastern sand dunes. Each has a real holiday sparkle, a fresh, lively, different design calculated to pick you out of the rut of routine living before you've unpacked your new fishing tackle or bathing suit. They're planned the way boat, plane, and train interiors are planned today with a minimum amount of space but with every cubic inch of it devoted to serviceable, comfortable living space and equipment. And though they're oriented towards the outdoors, since that's the chief interest of a vacation house, they have a nice regard for making the most of the indoors as well.

The interior arrangements are elastic so that nearly all of the house can be turned into one general room for the evening get-together and separated into individual parts when it's time to turn in. Living room space can be converted to sleeping quarters and dining space can have as much or as little of the general floor space as the meal or the occasion requires, depending on what is afoot—a solitary breakfast or a party for the whole summer crowd. Kitchen and bath, the service areas, are really the only fixed, single-purpose rooms. The built-in equipment and closet space might be likened to parts of the machinery of a boat or train since the smoothness of summer living depends so much upon them. They're generously supplied and well organized in both of these designs so that the wheels of housekeeping can turn themselves as much as possible, leaving a maximum amount of time for careful development of your suntan or breast stroke. Built-in bunks, lounges, folding beds, compact kitchen and bath equipment give the houses the convenience of a house twice as large. And since they are designed to be built with simple, flat roofs, square outside walls, few interior partitions and inexpensive building materials they could be built cheaply almost anywhere. This is the most important point in their favor since few of us want to spend much on a part-time house.

Call these little places part-time houses, recreation roosts, week-end retreats, or what you will, but they fit right into our present-day way of living, our new habit of jumping into a car and whizzing away. A few years ago the idea of a summer home was a larger, showier, but uncomfortable place built more like a miniature country club than anything else. Today we've forgotten most of that 1925 "keeping up with the Joneses" nonsense and for our week ends and the good old summertime we want less house and less maintenance; we want more comfort and more outdoor vacationing. That, after all, is the real purpose of a vacation home.

[*Please turn to page 120*]



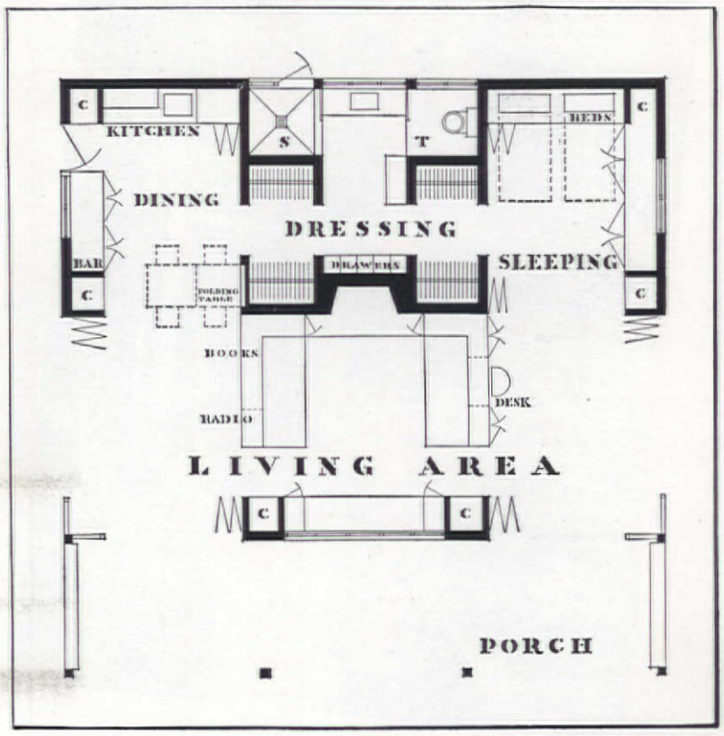

North Carolina's oldest mill becomes a charming summer home

The delightful rustic retreat of Mrs. Katheryn Pettygrew near Greensboro

An old millstream, not the one of fond musical memory, but one which purls along just as pleasantly, a lazy millpond, a rushing waterfall, and deep thickets of dogwood, sycamore, elm, oak, and pine trees create the picturesque setting of this delightfully original rustic home. It's located near Greensboro, N. C., and the house itself was really an old sawmill, so old in fact that it was the first sawmill built in the Carolinas and was doing business in 1835. It would be hard to top the simple, natural charm of the place, a charm due in great measure to the fact that the house has kept its original outline and has been left in its unpainted, weathered gray finish. It's the very unpretentiousness of the place which is so "right," so peaceful, and most important, so utterly comfortable.

Few persons seeing the old frame structure a few years ago would have thought of it as a possible home, though, because it was falling to pieces and full of saws, rollers, pulleys, and other mill machinery. But Mrs. Katheryn Pettygrew, who bought the place and fixed it up, not only saw possibilities in the mill buildings but in the old machinery parts as well. Today they have become especially interesting pieces of furniture. She was her own architect and decorator and moved into the mill when she bought it, spending three summers in it while she had it repaired and renovated according to her own ideas. Now it's a home which can be occupied in winter as well as in summer. The natural wood walls of its rooms have been polished to a warm, rich finish, its ingenious furnishings provide comfort, even luxury, and its wide, open porches achieve a distinctive, Oriental-like grace—our top picture on this page shows one of them, the dining-sitting room porch over the millrace where many happy and leisurely hours are spent every day. There's a semi-circular flagged terrace bordered by boxwood in front of

A wool carder flower stand, dining room table with inlaid mill saw, old washstand, dough box, and plough handle banisters

Wootten-Graphic Features

the house and two stone steps lead from it to the front doorway. This doorway, which is right in the center of the house, opens directly into the living room, a living room with the splendid dimensions of thirty foot length by thirty foot width. In it are many pieces of furniture contrived from the old mill pulley wheels and rollers which were found in the buildings and on examination proved to be beautiful walnut, sycamore, oak, pine, and even mahogany. The coffee table opposite the fireplace was made from a pulley wheel, several layers of wood forming a rich pattern for its frame and a circular saw inlaid in its top. On this table, holding the newest magazines, is a double rubbing board, and the upholstered divan drawn up to it was made of parts salvaged from an old wool carder, spools forming its arms. (They also hold magazines.) Wool carding equipment provided a mahogany flower stand, now highly polished, and a wagon seat became a rope-bottomed bench. The stone fireplace, just opposite the front door, was built in the restored chimney and can take logs four and a half feet wide. Old bellows, old iron skillets and pots, pewter mugs, and the like decorate it attractively and a great circular saw hangs over it.

At the right of the fireplace an open stairway, the banisters of which are made of plough handles from the mill, leads to the sleeping quarters upstairs. Other notable pieces of furniture are the antique pine and walnut corner cupboards, the ottoman made from a pulley, the chest under the owner's portrait made from a dough box and the low cupboard made from a washstand. Early ladder-back chairs, a

[*Please turn to page 128*]

Before: no place to put things, not pleasant



After: efficient and appropriately decorated

Hedrich-Blessing Studio

In home of Mr. E. Goetz. Courtesy of Plumbing & Heating Industries Bureau

Bathroom Sprees *for a* Holiday House

Cannon

New ideas: colored shower curtain hooks, linoleum design insets. Bertram Brownold says vacuum cups hold down shower curtain

Congoleum-Nairn



Kleinert

ALONG with the great wide open spaces, rustic mountain cabins and bright painted shore houses, we like our bathrooms with every known "city" convenience, and then some. A summer house is supposed to be for real vacations—and you can't tell us it's much of a lark to start off the day leaning over an old-time wash basin four feet away from the nearest towel rack. We'll take good modern plumbing with hot water to be had at the turn of a faucet; amusing decorations because after all why not have a slightly giddy fling in this secluded room; sensible planning and storage space for towels as well as toothbrushes.

That little problem of storage space is one to make us talk. We don't always remember to assemble all things relating to a bath or shower before taking the plunge, and we hate to drip out into the hall linen closet for a bath towel. There ought to be some kind of storage cabinet in every bathroom, with adequate shelves for towels—plus more space than any medicine chest provides for powder, soap, creams, brushes, spare razor blades, and whatever else you use in the bathroom, including fixture cleaning equipment. Especially in a summer house, where you're most liable to have to deal with skinned knees and first-class sunburns, you need more bathroom storage space for adhesive tape, antiseptics, gauze, lotions, and so on.

Now, of course, you say you haven't any extra space and, fortunately, we say you don't need a lot, as long as you make the most of what you have and don't waste even one inch.

Use smart new bath towels for flounces, skirts, swags; Victorian inspiration for the tufted seat cover, painted-on legs and chair back. Designs and drawings, Hope Hendler





If your bathroom is an old-timer, at least it's big! Vacant walls take elegant storage cabinets, maybe a dressing table. We added modern lighting fixtures, enclosed tub and radiator

the chances are that you can squeeze in an adequate chest of drawers or shelves and still have room enough to move around.

Fancy decorations and trimmings may not be as necessary as a place to keep the toothpaste, but they are lots of fun. There is no other room in the house where you can have such beautiful freedom in the way of interior decorating—you start off with good modern plumbing and fixtures, and from there on the field is yours. If you want to indulge some silly whims, the bathroom is the place because it's small, shut off from the rest of the house, and you won't be in it enough to tire of the ideas. You can have anything from linoleum walls to walls hand painted (by the family) with sailboats, flowers, sea shells, even pink elephants,

Crane

for that matter. Washable wallpapers with bright stripes or fanciful designs are good too, if you like patterns but don't do very well with a paint brush. Some pretty good ideas are shown on these pages: towels for a swag over the bath tub niche to match a wash basin skirt; a striped towel valance to conceal the lighting fixture above a basin with a short towel flounce; a toilet with Victorian tufted seat cover and painted-on legs and chair back. You can go as far as you like with original ideas and amusing decorations to brighten up the essential functionalism.

For instance, that wall space at the end of the bath tub—it's probably vacant. Right there you can attach three or four shelves to the wall, add a door, and you have a fine storage cabinet. Or, if worst comes to worst, no doubt you will be better off with about three feet less in the bedroom, which will be really useful added to the bathroom. But

Cannon Towels

Sand from the beach and just plain dirt from the garden come with most vacation houses. And unless you want family and guests to stand in line waiting, you'd better have an extra shower. Above, more uses for bath towels in decoration



Henry Weis

Milwaukee Stamping

W. A. Case & Sons

These shower cabinets require only about three square feet of space, can be tucked into a corner. Very useful near the back or bathers' entrance

We're campaigning against SUMMER HOME "CLOSETS"

No more little corner grab-bags . . . We'll take them so neat they're automatic . . . so cheap they're in the budget

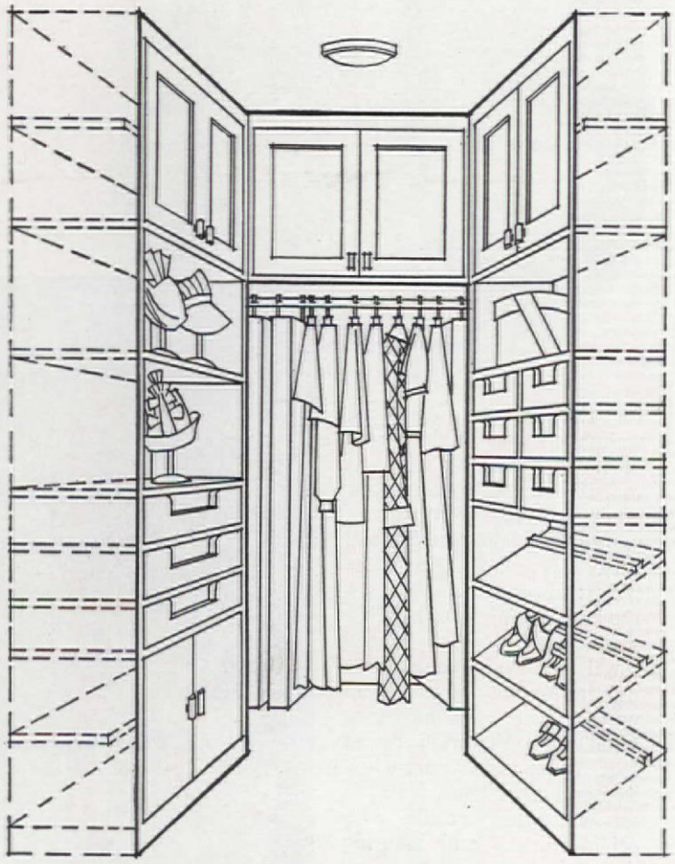

A

Fancy trimmings are fine—but first get things organized: lingerie and sweater drawers, shoe racks, high enough clothes bars

Plans and sketches by
WILLIAM J. HENNESSEY

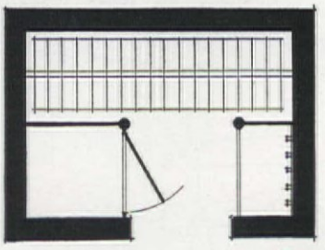

The old hall catchall can be a perfect closet, divided for seasons, with doors to hide last winter's boots and such

THERE is no point in going around all summer with sand in your shoe just because you are too lazy to take it out, and by the same token there is no point at all in building a summer house with just any old corner for a closet, or in a rented house, just planning to use a corner of the room with one of "those things that stick out and can get pushed back." That is worse than sand in your shoe; there isn't anything in the whole world as irritating as inadequate closet space in a summer house, and moreover there is no earthly reason for putting up with the beastly little cracks in the wall that have been called closets for too long.

The average closet today is about twenty years behind the times, or else it is just the same old row of more or less decorative, more or less useless boxes that match each other but not the size or shapes of the things you want to put in them. The ideal closet of the future may be larger than the bedroom because everything but the bed will be in the closet, where it belongs. Dressers, clothes racks, boxes, hampers, and lots and lots and lots of shelves, bags, full-length mirrors, a complete dressing table, and everything will be so perfectly arranged that you can stand in the midde of the closet and reach everything without moving an inch. You'll be able to dress in a minimum of time with minimum effort and a maximum of comfort. This closet of Utopia will connect with the bedroom and bath and be as pretty and gay and convenient as you want, but in the meantime there are only about two or three hundred ideas abroad for the benefit of the present-day traps—you know what we mean—that masquerade as closets in almost all summer houses, cottages, and camps.

Personally I don't care whether or not the decor is the latest wiggle, if only it is neat, convenient, and makes sense, but you might just as well have it as attractive as it is convenient, and also amusing and ingenious. If you carefully plan the decoration to fit your room, it certainly does help with the neatness; you will be ever so much more likely to put everything back in its own place. All the experts at this sort of thing have evolved closets that are so awfully attractive that their efficiency is enhanced, and I have to admit grudgingly that I'm enchanted by them and inspired to go and do likewise.

So we show you a group that combines the best features of the most expensive closets you ever dreamed of with the best ingenuity you can muster and a little smart decorating thrown in, all at a really negligible expense—we think they're just about "tops." Even I would almost have to know where things were in a closet

[*Please turn to page 116*]

My husband is no G-man!

JEAN E. CURTIS

WHEN it comes to finding things my husband is no G-man. He goes the government sleuths one better (alphabetically speaking). He's an H-man!

Now in a real emergency—such as the boys upsetting a sack of commercial fertilizer on the front lawn, or the fire alarm going off when it isn't supposed to in a school of a thousand pupils—he has poise, six feet two inches of it. Or if the garage door blows shut before he can get the car in, he silently opens it again (a form of restraint I admire, but find hard to emulate). But just let him try to find the sugar bowl in the cupboard and a metamorphosis takes place immediately.

We have only six cupboards, but the procedure is always the same; the first door opened easily and expectantly, then each one jerked faster and slammed harder as he works himself up to the question—the one I have learned to expect the moment he starts to hunt—"Where in blazes *do* you keep the sugar bowl?" (Only, of course, he doesn't say *"blazes."*)

And can I help it if the look in my eyes isn't a dreamy one as I pick up that bowl from the shelf right in front of him and murmur (or perhaps I should say mutter) "My H-man!" This sort of thing can get pretty monotonous. And even yet—and that after twenty-five years—a look

[*Please turn to page 116*]



B

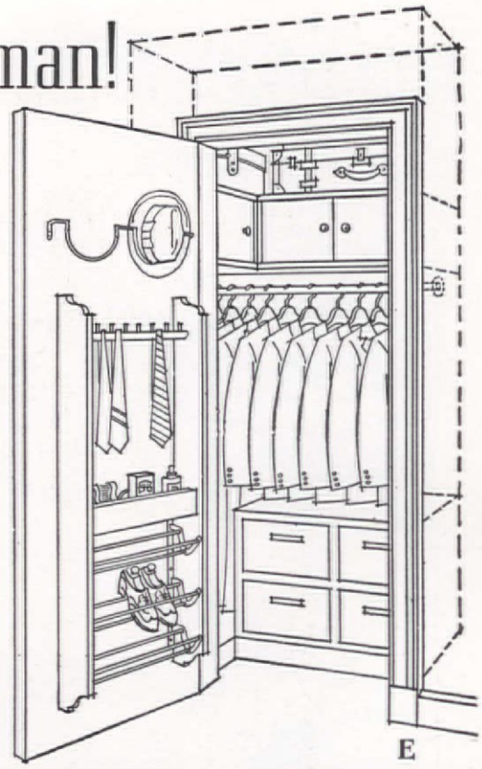

E

So neat he finds his tie with his eyes shut

Kerk Guild

White flowery chintz and Cellophane, pretty and practical since it washes

Lewis & Conger

C



A sports-travel closet

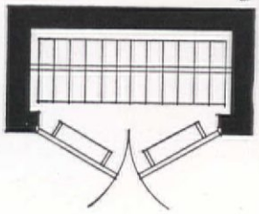

No child will leap with joy at the prospect of straightening drawers, but the smallest small fry will put things away if he has low hangers and shelves in his own jolly closet



D



If two bunches of beets

Walter Beebe Wilder

cost eight cents—JEAN HERSEY

BOBBIE was eight. He decided to have a garden, learn arithmetic, and grow fresh vegetables for us to eat. And why wasn't that a fine idea for *his* summer project? We said it was—he proved it—and the whole family benefited greatly thereby.

The garden really started in January when the first seed catalogues arrived, bright with pictures of vegetables twice as big as you can possibly grow but which, in midwinter, don't seem fantastic at all. Apparently they proved as exciting to Bobbie as they always do to us, for Alice in Wonderland, Ferdinand, and Babar the Elephant held lonely communion on the top playroom shelf, quite forgotten while he speculated and drew plans. Beyond steering him away from the more difficult crops or the slow, unexciting ones, we let him choose his own favorites, encouraging him to select kinds that we were not going to grow in the big garden so that he would be the sole source of supply for certain things.

As we both wanted tomatoes, he chose the small, yellow pear type; his other preferences were peas, parsley, radishes, beets, carrots—and cucumbers because they were Dad's favorites. At this point, I bought him a notebook and tied a nice sharp pencil to it. Arithmetic made its bow as Bobbie prepared his seed list which came to eighty-five cents. This sum he took from his bank. I changed it into stamps for him and with an air of new importance he took his letter out to the mailbox in the midst of a winter gale. One afternoon later on we went to the village and bought a small but sturdy hoe, fork, and rake, a medium size watering can and a pair of overalls. Then, one warmish day in March after the frost had left the ground, work really began when we marked off a ten-by-ten-foot corner of the big garden for him, and he began to outline it with bricks and stones. He decided he needed a helper for this, so he induced Tim (who was five) to lend a hand and at supper time solemnly rewarded him—with a shiny penny from his pocket.

When a near-by farm delivered some well rotted manure for our plot, two good wheelbarrow loads were dumped on Bobbie's garden and Dad helped him spread and turn them under—which was almost the only grown-up assistance he got. By the time the ground was leveled and raked, his seeds had come—chunky brown envelopes—and planting was soon under way. Peas went in first, five rows of them two feet apart so other things could go between them and follow them when they were finished and pulled out. In April, when it was time to plant beets and carrots, Bobbie did some more fertilizing in the old Indian manner, by laying in the bottom of each row some of the little herring or "alewives" that each spring swim by thousands up the brooks that flow down to the sea in our section of Cape Cod.

About the middle of May, a man with a cold-frame and a fondness for children and gardens sold Bobbie forty lettuce plants, two tomato plants and two peppers for a quarter, making his total

[*Please turn to page 127*]

1 chicken coop + 1 forlorn stable = 1 Summer Cottage

HELEN SPRACKLING

Richard Averill Smith

IN A gently rolling Connecticut valley about two miles back from Watertown and Route 6 is a seldom traveled country road full of winding curves and unfolding pastoral vistas. Quite unexpectedly opposite the big field where the cows ruminate idly all day you will come upon a little low-lying cottage, its whiteness immaculately framed in the mottled green of its wooded setting.

An old-fashioned split rail fence separates it from the road and keeps inviolate from meandering cows the nodding phlox and the blue morning-glories which, growing in riotous confusion over a big stump, tower in heavenly glory over the ferns, the zinnias and petunias, the heliotrope in the earth below.

Your eye follows the frankly crooked stone path to the hospitably inviting piazza, takes in the old Georgian lantern at the side of the door, notes the open many-paned bay window. Sees, too, the thick barberry hedge which seems to fasten the little house to the ground. Yes, it's a charming little house. Without benefit of architectural tradition, to be sure, but that seems to be no loss. Strangely it has an irresistible personality and a character all its own.

Yes, it *has* a character all its own. Why shouldn't it? It's made of an abandoned chicken coop and an outworn stable. And the moral is if you can't build a house to order, if you can't buy one ready-made, there is still no good reason why you shouldn't have a little house. As you see it here before you, the cottage cost slightly under $1,000.

Actually it happened like this: A few years ago friends of ours acquired a Connecticut farm for summer living. It was all they desired and more too, for its acres were dotted here and there with sundry buildings which, from their urban point of view, were quite unnecessary. There was the stable, for instance. Having no desire for horses, they could see no need of a stable. Besides, it had been spoiled in an arty attempt to make it into a studio workshop. Because it was neither good workshop nor good stable, their first thought was to tear it down.

But it was really the chicken coop that started it. It was almost brand new. Its feathered tenants had occupied it no more than a year, and it was much too good to waste. However, our friends had not the slightest intention of going into the chicken business. They already had a very adequate two-car garage and a perfectly satisfactory garden-toolhouse-woodshed.

It was a momentous question for several days. Then as so often happens, the answer came when it was least expected. A holiday week end was approaching. Several guests were expected. What to do with the chicken coop gave way to the more immediate issue of whether there were too many guests or not enough beds. Just where, anyway, were they all going to sleep?

"Put 'em in the chicken coop," was somebody's flippant reply. Suddenly and with a unanimous shout of acclaim, everyone realized that at least the chicken coop problem was forever solved. Combine it with the stable and make a pleasant little guest house. *Of course.* [*Please turn to page 84*]

Give your house a vacation too!

You'll find it will really be "one for yourself and two for the house"

Want a new summer color scheme? . . . Need new summer bedroom ideas? . . . Must have lamps right for summer? . . . Here they are!

1. *Quoizel*

EVEN if you have mink to your ankles, you don't wear it all summer and why make your house keep its furs on, so to speak. It is really such a simple thing to change the outward symbol of your decoration and make it become a part of the summer scene, especially if you are going to stay put right in your own home for the summer. You can give it a new carefree feeling, as though you had just put it in a spanking clean tennis dress. Put away the winter draperies, dignified lamps and accessories and go in for a regular orgy of organdie and chintz, informal lights, and masses of cool looking lamp shades, even frivolous ones.

Of course, if you are spending the summer in a special place, just for vacations, there is nothing easier than moving all of summer's gay blandishments right into your house. You can start from scratch and the floor and do a job—wallpapers that look cool, chintzes that have sparkle and a feeling of outdoors. Then even if it does rain on St. Swithin's day and the succeeding forty, your own spirits remain upright, through a lovely feeling of gaiety and flowers and so on, right inside with you. We've got some ideas here which are just teasers. If you can resist them and go on living with a "Turkish corner" decoration in your summer house, just because you don't want to be bothered or have anything you have "to worry about," you are missing half the fun of a summer home, half the fun of your whole vacation. Making your surroundings suit the summer mood and the season, after all, is in itself a vacation from your same old winter selves.

On the opposite page are four of our favorites. **Scheme 1**, at the top of the page, includes a lovely plaid Thibaut paper, an unusually effective flowered print for draperies and slip-covers from Colonial Drapery Fabrics, Inc., and Bigelow Sanford's mauve Lokweave carpet, "Promenade," with looped in-and-out pile. This mauve is new and very beautiful! For glass curtains, consider Scranton's lace net, dyed to match one of the soft shades in the print. (Dyeing can be done so easily!), and hang them over dark green Venetian blinds.

Scheme 4 also revolves around the new mauve tones. We couldn't decide which carpet color we liked best with the Waverly print (they call its color "mauve dust") so we show you two of Cochrane's new American pastels. If you choose the blue, paint the walls in that interesting pink of the other carpet sample, and vice versa. The



Barker Bros., Los Angeles, designed a window around new "American Home" chintz

Joseph Horne, Pittsburgh, has another inspiration for "American Home" chintz



2. *Railley*

3. *Arton Studios*



4. *Tower Craftsmen*



5. *Arton Studios* — *William Bard*

Scheme I
Scheme II
Scheme III
Scheme IV

1
2
3
FLOOR PLAN
RUG
4
Ensembled for you
5
6
7
8
9
10

stripe, for slip-covers, is also from Waverly, and the check is Titus Blatter's mauve Pearl Glow, for a small chair seat, for lamp shades, or for pillows.

Scheme 2 is built around a truly old-fashioned garden print, Titus Blatter's "Gately" pattern on their shimmering Silver Glow cloth. For the floor, we selected the coolest of colors, lime, in Firth's carved Wilton carpet, "Camille," designed in striking blocks.

The wallpaper which started us off on **Scheme 3** is United's lovely stripe in fawn color, and with it we like Bigelow Sanford's beautifully designed flowered carpet. With this paper, paint the trim a darker shade, like the petals of the most prominent flower to be found in the carpet pattern.

One of the summeriest of chintzes is that used in the sketches on pages 46, 57, and the one at right. You will recognize that these are duplicates of the sketches on our cover. Cyrus Clark, Inc., did us the compliment of naming one of their new and lovely Everglaze chintzes after us (our name is on the selvage of every yard) and we were so excited about it we invited a number of famous stores to design summer decorating ideas around it. Nothing could be daintier than the dressing table window, with its fresh looking valanced draperies, and the perky dressing table petticoat. And we like the little bows and swags on valance and skirts in the other sketch, as gay as a midsummer morning. The chintz comes in five beautiful pastel colors.

Lamps are important in the summer scheme too, and on page 46 we show some lovely ones that *really* fit the summer mood. **1.** Crystal is always cool looking, and the old-fashioned lamp with its chimney and frosted glass globe is delightfully quaint. **2.** One of those inexpensive (about $3) but extremely adaptable lamps that is practically a must. You can hang it on the wall or stand it on a table. **3.** Take your choice of green, yellow, blue or beige, for a country-looking pottery base with textured fabric shade. Height about 20", price about $5.95 complete. **4.** A reproduction of an old oil lamp combines a ruby glass font with brass base. The scenic shade completes the country atmosphere. About $16. **5.** Three of our summer favorites, decorated with printed cotton goods. About 14" to 16" high; cost about $3 each.

ON THE facing page are more of the fabrics, floor coverings, and wallpapers we think are outstanding aids in giving that "summer touch." **1.** "Newport" is the name of a glorious 50" print from Riverdale Mfg. Co. **2.** "Windblown" is Firth's new rug, made with rayon. Because of its long pile and pastel colors it is not intended for use where hard service is expected, but for luxury purposes. **3.** An adaptation of an Early American hand-hooked rug is this one, in Mohawk's "Shuttleworth" group. **4.** Very summery in design is Alexander Smith's Floor Plan rug in cedar color which comes in a wide variety of sizes to suit individual room sizes. **5.** A printed cotton from Charles Bloom called "Glenfield," combines a leaf motif with the popular stripe. **6.** Chenille net from Calloway Mills comes in many different solid colors and is excellent for modern rooms or others where solid color draperies are desirable. **7.** Even wallpapers are ensembled today! Imperial has a plain and a patterned stripe which makes it easy to have adjoining rooms

[*Please turn to page 57*]

Summer bedroom lamps that are both gay and cool looking. Two of glass, one flower filled, both with frilly shades. Either is perfect in a summery, fresh looking bedroom. Below, R. H. Macy & Co. suggests this use for "American Home" chintz shown on our cover



Quoizel

Chanda Studios

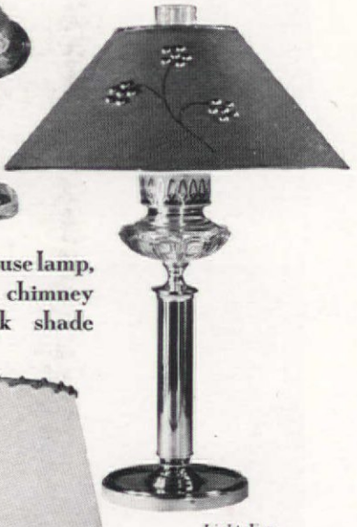

A grand summer house lamp, shiny brass with a chimney and a cool dark shade

Lightolier

Stylecraft Lamp

Artistic Lamp

A "Gone with the Wind" lamp for a Victorian bedroom, roses on its frosted glass globe.... A beautiful china lamp whose base is a cluster of calla lilies

Reproductions of old copper milk can and bucket



Bradley

A good country lamp with a pottery base and a shade that has a roughish texture. A nautical lamp with light in base

Chase Brass & Copper

Colonial Brass Craftsmen

Colonial Brass Craftsmen

Just enough for summer!

Description of blankets on page 125

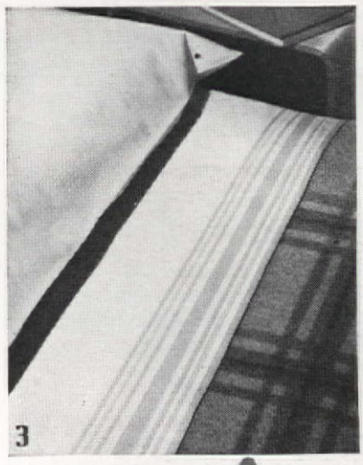
3

Pequot "Beauty Hem" sheets and pillow cases

North Star "Nocturne"

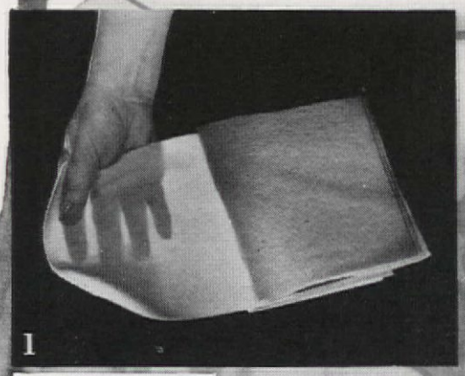
1

Pearce "Summer Blanket"


2


4

Palmer comfortable "Mt. Vernon"

5

Nashua "Purrey"

6

Bates bedspread

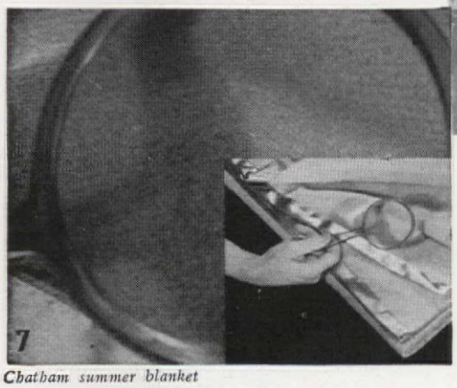
7

Chatham summer blanket


8

St. Marys "Saxony"


9

Pepperell "Koolnite"


10

Kenwood "Eventide"

Photographs by F. M. Demarest

GOSSAMER, the merest and sheerest, is what you want in the blanket line for summer. Maybe even the thought of a blanket of any kind strikes a sort of terror to your soul, but the kind of sudden coolth that descends along in the wee small hours strikes something more than terror to your spinal column and leaves you with a nasty stiff neck or shoulder. We've lots of ideas for dispelling both these frights.

Here is just about everything anyone could want in the way of a summer blanket from ones that look and feel like chiffon, but are really a hundred per cent wool, to ones with a little more body, a little closer weave, that are anywhere from twenty-five to a hundred per cent cotton. And if no matter what the thermometer does you still like to feel all covered and cushy at night, but don't want to melt for the sake of a whim, there is an enchanting looking printed comfortable, neatly filled with cotton. And because you never feel quite so much that you're boiling if you look cool, we suggest the sheerest of blanket covers, in seersucker for that just washed, "cool-as-a-cucumber" look.

Editor's Note: Norman Dine of Lewis & Conger's Sleep Shop gave us the benefit of his expert advice in the preparation of this article. His story may be found on page 121.

Curtains, "come clean"

The mortality rate for curtains needn't be so shockingly high—not when we know the few simple rules for prolonging curtain life, the greatest of which is cleanliness. Make your curtains "come clean"—don't let dirt and smoke dim delicate colors and weaken fabrics, thereby lopping off months or years of serviceability

JACQUELINE FROST

F. M. Demarest

Scrim, fishnet, lace, or marquisette curtains should first be shaken lightly to remove loose dust. Metal rings, if attached, should be removed. Soak for an hour in cold water to which a little powdered borax has been added. Wash in mild, lukewarm suds. Then rinse in water of same lukewarm temperature.

• washing sheer curtains



Fragile curtains, if not washed by hand, are put in an old pillow case and run in the washer for about three minutes in plenty of soap suds and warm water. Do not overload machine. Rinse curtains three times (or until the water runs clear) in lukewarm water. And remember —never use hot suds or hot rinse water.

To dry curtains quickly, roll them in Turkish towels to remove excess moisture. Curtains should never be twisted. When partly dry, ease them gently into shape, place on rods or stretchers and adjust to original dimensions which were noted before the curtains were placed in water. Stretch to same size for drying.

• drying sheer curtains



Measure each curtain as it is taken off the stretcher. Note the measurement with India ink on a small piece of tape and sew it to the top corner of the curtain where it cannot be seen. Next time it will not be necessary to measure the curtain before adjusting the stretcher—a simple time-saving idea for busy women.

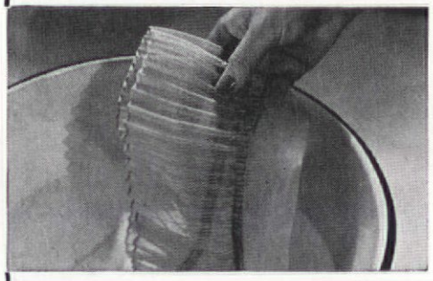

Will your colored curtains fade? Test by soaking tie-back or top corner in lukewarm water for five minutes. If only slight discoloration in water, wash in warm suds. Never soak colored curtains; always dry in shade. Curtains to be tinted should first be washed. Dissolve tinting agent, then swish curtains around in it.

•colored curtains

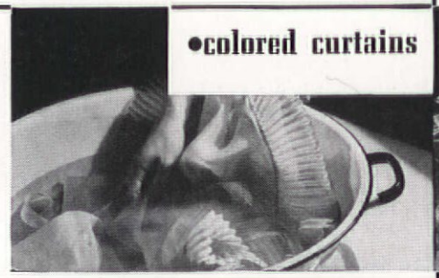

Ecru curtains retain their tint if soaked in a warm water tea or coffee solution. Soak green curtains in solution of one-half to one ounce alum crystals dissolved in one quart water. Soak delicate violet, orchid, and lavender curtains in a solution of one cup spirits of turpentine to one quart water. Dry without wringing.

Bathroom and shower curtains of oil silk or glazed or rubberized fabrics (over silk or cotton backing) should be put on a flat surface. Use a sponge or very soft brush and lukewarm suds, then rinse with clear water. It is advisable to do these shower curtains in sections, rinsing off the suds at once to prevent cracking.

• shower curtains



Dry shower curtains of this type on a large table, or hang up so the folds do not touch each other. Careful handling should prevent tearing, but most oil silks are quite fragile, especially when old and brittle. Frequent spongings help preserve oil silk shower curtains, if you dry them properly. Rinse off soap after each use.

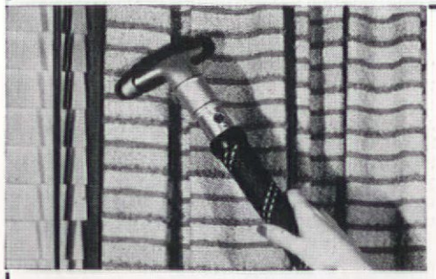

Heavy draperies should be done weekly with vacuum attachment, working with the nap. For more thorough cleaning, hang them over clothes line in the shade on a windy day and use a stiff brush with long even strokes on both sides. (If you have no yard at your disposal put them on an indoor clothes-dryer rack.)

• non-washable draperies

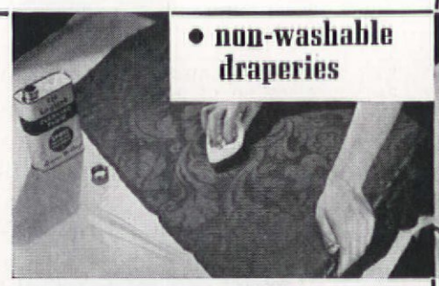

Sponge satin, brocatelle, damask, and synthetic fabrics with non-inflammable cleaning fluid. Use clean cloth, straight strokes following direction of weave. Wipe off at once with chamois or lintless cloth. Two spongings and wipings may be necessary for badly soiled draperies. Use cleaning solvent for stubborn soil.

Wool draperies must be handled carefully—no rubbing, twisting or pulling. Use 98°F. soft water. Plunge draperies, forcing lukewarm suds through fabric. Squeeze out suds, or run through wringer or spinner dryer. Rinse in lukewarm water. Again press or squeeze out water. Avoid stretching by weight while wet.

• washable draperies

For wool mohair the suds must be exceptionally rich and frothy, mild and lukewarm—never thin and watery. Brush badly soiled spots with a sponge or soft brush. Rinse carefully in clean warm water until the water is clear. Rub partly dry with clean, dry absorbent cloths. Press with a warm, never a hot, iron.

If you make it your business to keep your curtains and draperies practically as clean as the day you bought them, each washing job will be easy. First turn to page 51 for some extra helpful tips, then get your equipment all assembled so you won't have to dash out for a sponge at the last minute. Whip up the suds, and follow these simple directions. The best part comes, of course, when your curtains are fresh and crisp at the windows again. A reward well worth the small effort, I say!

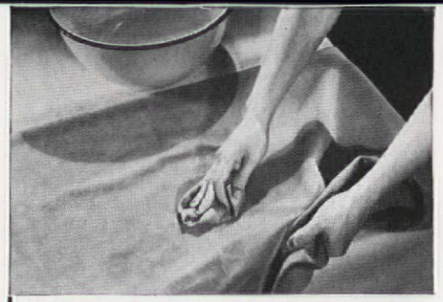

Cover rain-spotted silk mohair with cloth wrung out of cold water, let stand two hours, remove and raise nap by light brushing. Freshen plush hangings by a rotary wiping motion with chamois wrung out of tepid water. Put velvet or velour draperies on flat surface, sponge with warm water and ammonia, rinse with clear water (do not wet too much), dry.

• non-washable draperies



Spread tapestry hangings and draperies out flat, tack the corners down and scrub the fabric with a clean soft brush dipped often in warm mild suds. To rinse, repeat the process with clear water. (Do in sections so fabric will not be soaked throughout.) Wipe as dry as possible. It would be wise to do some obscure part first, to be sure the colors are fast.

Unglazed or guaranteed washable chintz, cretonne, crash, linen, and cotton homespuns are done in mild lukewarm suds. Rinse, roll in Turkish towel, hang out to dry in shade. Chintz and summer draperies only slightly soiled may be freshened by a good airing, vacuuming, and cleaning with a whisk broom or brush dipped quite frequently in warm water.

• washable draperies

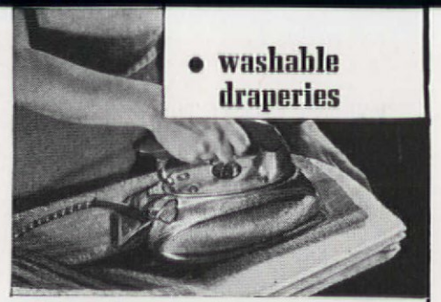

To bring out the design of textured fabrics, put several layers of heavy towels on ironing board, and iron textured drapery on the wrong side. Acetates and synthetic fabrics are ironed on the wrong side when dry. Rayon satin and rayon damask require a medium hot iron. Linen draperies should be ironed while quite damp, with a good hot iron.



Two cups salt to one gallon cold water (soft water preferably) is a good fixative for all colors, especially pink, brown, dark blue. Add more salt if that does not stop bleeding, but first try lowering temperature of water. One teaspoon Epsom salts to one quart of both washing and rinsing waters is another good mordant.

• colored curtains



One half cup vinegar to one quart water is another good fixative for pinks and reds. Soak article for 15 to 20 minutes, dry without wringing, then wash as usual. One tablespoon of vinegar added to the rinse water, or a little red ink or mercurochrome, used like bluing, will sometimes make faded pinks emerge bright.

Window shades should be laid flat on a table and washed with a soft brush dipped in frothy suds. Work briskly and quickly, removing suds with a sponge squeezed out of clear water, in sections so no part of the shade will absorb suds. Wipe with dry cloth, then be sure to let the shade dry thoroughly before rolling.

• shades and blinds

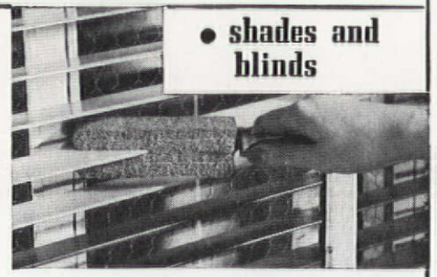

Venetian blind slats may be cleaned by a damp cloth or brush, then wiped dry. A thin coating of wax makes them easier to keep clean. (Some slat cleaners both clean and wax at the same time.) Use the vacuum cleaner upholstery brush attachment frequently on the tapes, and a good upholstery shampoo when necessary.

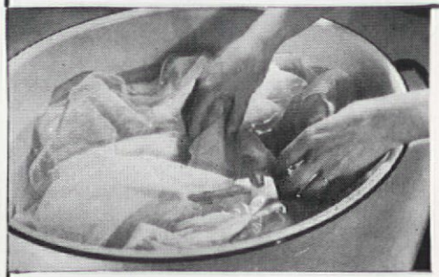

White cotton curtains that are being tubbed for the first time are soaked in cold water for two hours; this removes the dressing. If the curtains have been washed before such a soaking will remove the starch from previous washing.

• washing sheer curtains

Starch formula: using proportion mentioned on package, mix with cold water to a paste. Add boiling water slowly and mix smooth. Cook, stirring about 5 minutes. Dip curtains in solution, then hang in shade to dry. Protect them from wind.

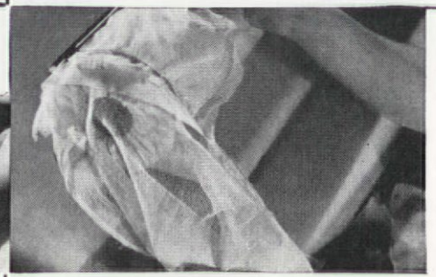

Starched curtains should be dampened before ironing; then follow the weave and iron the curtains straight, taking care not to pull out of shape. Silk pongee or rajah silk is ironed while damp. Ruffles should be pressed first, at end of ironer.

• ironing and hanging sheers



A thumb tack helps when hanging freshly laundered criss-cross or Priscilla curtains. Draw the selvage side taut with the window frame, place the thumb tack under the tie-back. The edge remains straight and the tack does not injure the curtain.

Additional instructions on pages 79 and 80

"Surprising your old dad with his new favorite soup, eh?"

A TREAT'S AHEAD! Dad would know that, even if he hadn't already discovered Campbell's Cream of Mushroom Soup. Its smooth richness as it pours from saucepan to plate, and the coaxing aroma steaming up from it, would call forth *anyone's* best appetite!

To most people who try it, Campbell's Cream of Mushroom becomes *their* "new favorite", too. And to all its thousands of friends, it continues to be a tempting, nourishing, out-of-the-ordinary dish. Its rare mushroom flavor is what people enjoy; every creamy spoonful is laden with it. They like its tender mushroom slices, too, and there are many of these all through the soup!

There is only one way to make good cream of mushroom soup: with plump young hothouse mushrooms; cream that's fresh and extra thick; a deft and delicate touch of seasoning. And that is Campbell's way.

You'll like Campbell's Cream of Mushroom; you'll want to please your family with it, and serve it as a special treat to your friends. So won't you try it soon?

Campbell's
CREAM of MUSHROOM

A TEMPTING DISH MADE EASY WITH CAMPBELL'S CREAM OF MUSHROOM

Creamed Dried Beef with Green Peas on Toast

1 can Campbell's Cream of Mushroom Soup
½ cup milk
¾ cup dried beef
¾ cup cooked green peas

Empty the Campbell's Cream of Mushroom Soup into a saucepan. Stir well. Then add ½ cup of milk, and heat. Put the dried beef in a strainer and pour a cup of hot water over it to take out the excess salt. Add dried beef and cooked green peas to the sauce. Heat and serve on toast. Serves 4 to 5.

This recipe
Just turned out fine;
I'll file it with
The best of mine!

LOOK FOR THE RED-AND-WHITE LABEL

SO PETAL-SOFT it is kind even to a baby's tender skin . . . yet Luxury Texture ScotTissue also gives the strength needed for security and thorough cleansing.

This careful balance of *softness* for comfort and *strength* for security makes Luxury Texture ScotTissue the wise choice for thoughtful hostesses and conscientious mothers.

Keep Luxury Texture ScotTissue in your bathroom. It's economical to use.

Copr., 1940, Scott Paper Co. Makers of "Waldorf" Tissue and "ScotTowels."



Something new under the sun— *and in the house*

MAYBE the annual spring cleaning showed up serious gaps in your household equipment, maybe it just reminded you that you've been wanting to get a few new decorative gadgets. Here's a hodgepodge of miscellaneous new items, both useful and attractive, for here and there around the house.

The brass front door knocker is our opening item. It is an authentic copy of a Colonial one and your name may be engraved on it. Seven inches high, it sells for $2.95, engraved. Smaller ones for bedroom doors engraved with first names are $1.50. ART COLONY INDUSTRIES.

Entertaining a lot this spring? You'll need place cards, and why not get one set that you can use over and over again. They're made of transparent Lumarith, and come in sets of twelve cards with a plastic stand holding two bottles of different colored ink, a bottle of ink remover and a special pen. The whole thing costs about $2.50 in the stores. You'll like them, we know. From the CELOMAT COMPANY.

Edward H. Rehnquist

A neat chrome-finished plate for a toggle switch with a thermometer for heating control. From American Thermometer Co.

The "Circulite," a new portable light for the garden, porch, recreation room, basement, or garage. It has a "sealed beam" projector lamp, either a flood or a spot. Roll it or hang it.— From Steber Mfg. Company

G. Paust

AN inexpensive aluminum watering gauge for house plants which helps to maintain the correct degree of moisture in window boxes or individual flower pots. A graduated scale indicates whether the soil is dry, moist, or wet at the plant root level. An accompanying chart states moisture preferences of many plants, enabling the grower to decide how much water to apply. FABACO CO.

1. Peg H., you would say, must have muscles of steel; She's got such endurance she doesn't seem real.

2. But let her wash windows, and 'round about noon She's apt to collapse like a punctured balloon.

3. Now, glancing at frail Gwennie J., you'd opine She would *swoon* at the thought of a window to shine...

4. Yet Gwen, using Windex, makes *her* windows glow And still has the pep to dance out to a show!

5. For cleaning with Windex is easy! Just listen: Spray *on!* Then wipe *off!* And your windows will glisten!

6. Such ease and convenience (you'll quickly agree) Makes Windex for windows as cheap as can be!

7. No other glass cleaner is made by the secret Windex formula! Yet at reduced prices, Windex costs but a fraction of a cent per window.

THE EASY WAY TO MAKE GLASS SPARKLE!

WINDEX

FOR WINDOWS, MIRRORS, PICTURE GLASS, ETC.

Get Windex at grocery, drug, hardware and house-furnishings counters. *Ask about the big 20-oz. economy refill size!*

Copr. 1940, The Drackett Co.

Meddle! Meddle! Meddle! Goodness only knows why, but this busy neighbor does it plenty! She criticizes you for this. She criticizes you for that. And glory, what a spot you're in—if she looks at your little angel and finds her dressed in dingy, tattle-tale gray!

Don't get mad—just get wise! For no matter how hard you rub and rub, some soaps are so weak-kneed they simply *can't* budge all the dirt out of clothes. So hurry to the grocer's and switch to the soap that doesn't give dirt a chance! Switch to Fels-Naptha—*golden* bar or *golden* chips!

Then parade the baby in style! And prick up your ears—whenever that meddler comes around. For Fels-Naptha's richer *golden* soap and *gentle, dirt-loosening naptha,* working as a well-balanced team, make tattle-tale gray give up in despair. They get clothes honestly clean *all the way through.* So sunny-white and sweet—it's a thrill to have even a meddler notice—to hear her sing your praises to the skies!

Now—Fels-Naptha brings you 2 grand ways to banish "Tattle-Tale Gray"!

"Use the *golden* bar for all bar-soap jobs. It's just the best ever! Use the *golden* chips wherever you use box-soap. They're HUSKIER flakes—not puffed up with air like flimsy, sneezy powders. And now they've got a new suds-builder that makes oodles of rich, busy suds. Simply grand for washing machines."

COPR. 1940, FELS & CO.

WORK space is usually at a premium in the kitchen so it's helpful to find a water heater with a serviceable counter top. It is 36 inches high and lines up with range and base cabinets, adding almost four square feet of counter top work space. A back splash piece against the wall can be added. Galvanized steel tank holds 18 gallons. GENERAL ELECTRIC.

This is a window sash which works horizontally and vertically: it can be swung out and it also works up and down like double hung sash. The advantages of getting thorough ventilation and of easy cleaning are remarkable. It can be worked on a center pivot, permitting 100% air when you want it. Window screens and shades are included in window. REVERSIBLE DOUBLE HUNG WINDOW CORP.



YOU put kitchen waste, excluding metal or crockery, into this electrical appliance installed in a sink, turn a switch, and it is shredded into fine pulp and washed down your waste pipe in a jiffy. IN-SINK-ERATOR COMPANY.

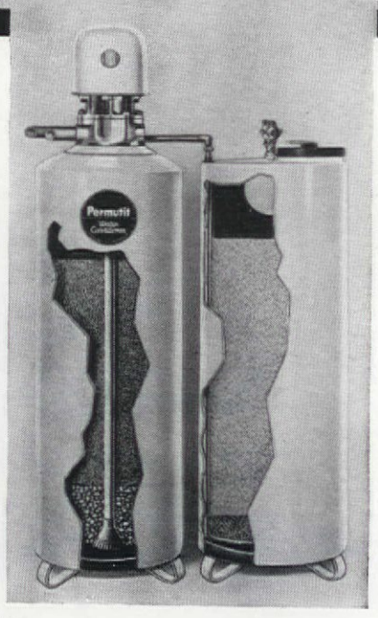

Hard water is a hard task master. With automatic water softening equipment all washing and scrubbing is easier and more satisfactory and takes less time. This includes you personally as well as dishes and clothes. PERMUTIT CO.



A compact, hot water heating unit which could be installed in kitchen or utility room to heat a small, seven room house. PIERCE BUTLER RADIATOR CORP.



The border of "The American Home" chintz, named for us by Cyrus Clark and shown on our cover, trims plain fabric for draperies designed by Jordan Marsh, Boston. Chair is slip covered in the chintz

Give your house a vacation too!

[Continued from page 49]

For a bedroom, Scruggs-Vandervoort-Barney designed double sash curtains of "The American Home" chintz. This is also shown on the cover

harmonious but different; bedroom and dressing room, for instance, or dining room and hall. The two stripes can be used in the same room, too. **8.** For the garden enthusiast is Thibaut's new paper, with dozens of summer possibilities. **9** and **10.** Ensembled cotton prints, which can be combined for slip-covers, as shown, or used for draperies and slip-covers respectively. That on the left is "Wisteria," the other "Dayton" from Titus Blatter. The architectural wallpaper used as background for the page is United's "Colonnade."

The little sketch on page 49, taken from our cover, is Macy's clever idea for the use of "The American Home" Everglaze chintz. The chintz border is pasted on plywood to make a frame for the window and is used also to edge the glass curtains, hung over the lower sash only. A window shade of the chintz completes a most original idea.

We have warned you that all of these ideas are teasers, now we do hope that, spurred on by them, you will go out and do likewise. The sketches of what the various department stores did with just one pattern of chintz, albeit a very superior pattern we think, though of course we could be a mite prejudiced on that score, will give you some idea of the amazing versatility of the stuff. But the main thing is that it will give you a little notion of what you can do for your poor old winter wardrobe in the house, with a minimum of effort. Such charming things as the two schemes shown here, using chintz for a border on white curtains, and making a jolly little slip-cover for a small chair. Or fresh little cottage curtains for a bedroom and a new coverlet for the bed itself, of chintz with a nice perky bed ruffle, maybe of organdie.

If we seem endlessly to be harping on a well-worn theme, chintz and white and crispness and ruffles, it is really because things like these, though so little in themselves, can turn the trick so easily between the old and the new, even if it is only a season. And never have there been as many lovely new things to choose from for what is definitely the little season of decoration, but just as definitely a very important one.

HOW TO RETIRE THIS SUMMER

Put away

your costly, heavy winter blankets . . . they're as wrong for summer nights as your overcoat is for summer days. Restless, tortured, too-hot sleepers kick 'em overboard—don't you hate to see your lovely blankets on the floor? Put away for the summer, they'll be clean for Fall . . . and last much longer.

Spread



your beds with light, fleecy Nocturnes . . . The blanket made for summer bed-wear—at home, at the shore, aboard the lugger. Nocturnes are 100% wool, long fibres finely spun, almost as light as a linen sheet. Thank your (North) stars for Nocturnes when you . . .

Drowse

to midsummer night's dream in warmth without weight! Choose from nine shades—Ashes of Roses, Terra Rosa, Delft Blue, Chamois Gold, Peach Glow, Rose Pink, Green, French Blue, White—six sizes. At your favorite department store or specialty shop.

$6.95 AND UP

NORTH STAR NOCTURNE

Summer Blankets

NORTH STAR WOOLEN MILL COMPANY • MINNEAPOLIS, MINN.



1. WIFE: Of course I know my nerves might be better with vitamin B_1... and that vitamins A and D might help us all build resistance to colds... and I've heard one of the best ways to *get* vitamins is in food form — because they're probably better assimilated that way. But—

2. WIFE: Have *you* ever tried to figure out *what* foods give you *which* vitamins and how many they give you? It's a job for a bookkeeper!

HUSBAND: But darling — we can *still* get vitamins in food form, be sure how *many* we get and get them inexpensively, too! Jim Barton put me wise.

3. HUSBAND: He says to get the new COCOMALT. It's fortified with vitamins A, B_1 and D—along with calcium and phosphorus, the minerals vitamin D must have to do its work. It contains iron, for the blood, too. And 3 glasses a day, with milk, give the average person his minimum daily requirements.

4. WIFE: I should have thought of the easy, inexpensive COCOMALT way myself!

HUSBAND: And you can get COCOMALT at any grocery or drug store. It's swell served hot or cold, with meals or a bedtime snack. And on top of everything else, COCOMALT is *energizing!*

Through the cooperation of the Boy Scouts of America, boys can get Official Boy Scout Equipment by saving the thin aluminum seals under the lids of COCOMALT cans. Encourage boys to help themselves by saving the seals for them.

Prizes offered for consumer education plan

CONVINCED that the "consumer movement" and public skepticism of advertising constitute the major problem facing advertising and business during 1940, "Advertising Age" will attempt to develop practical, workable ideas for bringing advertisers and consumers together by offering $1,000 in cash prizes for the best programs for improving relationships between advertisers and consumers. The prizes are as follows: 1st prize $500, 2nd prize $250, 3rd prize $150, 4th prize $100.

The competition is open to everyone, in or out of the advertising field. It may be entered by individuals, by two or three people working together, or by advertising clubs or any other organized group which desires to make a group study of the subject. Educators, housewives, and just plain consumers may enter as well as men and women in any phase of advertising, publishing or other business.

There are no rules of any kind to follow, with the single exception that all entries must be mailed or delivered to the Contest Secretary, "Advertising Age," 100 E. Ohio street, Chicago, no later than midnight, May 31.

Backyard dining—the easy way

[*Continued from page 25*]

table outdoors. My family likes the ease of good chairs, and the big tin baking sheets make lap trays de luxe.

In the photograph, tin is used with red and white pottery for the table setting. An arrangement of vegetables in a tin cake pan serves as decoration. The bread is heated and served in a tin pan. If you evolve an effortless system for informally serving simple food in a garden setting you can often treat your family and friends to a delightful and welcome surcease from heat and care.

It's nice to dampen the lawn and flower beds in the late afternoon, to spray thoroughly for mosquitoes just before dining, to serve at least one hot dish with every supper, see that iced drinks are bountiful and really cold. Plan artfully to avoid those disturbing trips to the kitchen. Garnish prettily too because, isn't it true, that special meals served in unusual surroundings seem always to demand nice detail?

Here are several outdoor suppers planned for simplified serving, which can be prepared for the most part in the morning.

* *Recipe given in this issue*

(*Illustrated in color, page 14*)

*Salad Sandwich Loaf
Avocado Halves filled with Tomato Ketchup on Chicory
Hot Rye Bread
(sliced, buttered, topped with cheese and heated)
Stuffed Baked Potatoes
(seasoned with anchovy paste)
Chocolate Brownies
Peach Ice Cream Coffee

• • •

Jellied Canned Consommé with Lemon and Avocado Slices
Melba Toast
Sliced Cold Smoked Tongue
Escalloped Potatoes
Pineapple—Strawberry Salad
(whipped cream dressing)
Roquefort Cheese Crackers
Coffee

• • •

Cold Boiled Ham, sliced thick
Frozen Horseradish Sauce
Eggs Deviled with Anchovy Paste and Chives
Baked Macaroni and Cheese
Tossed Salad—French Dressing
French Bread
Fresh Fruit Coffee

[*Please turn to page 61*]

A tile coffee table or a tray that is impervious to heat and liquids without losing the fresh quality of an actual drawing. Tiles made by Leslie Randall



Delphic Studios

Actually ripened on the plant

LIBBY'S HAWAIIAN PINEAPPLE IS GLORIOUSLY RICH IN FLAVOR!

Libby's Sliced Pineapple You know this style well, of course—the *round* slices. But if you haven't tried *Libby's* you may have a surprise ahead. Libby's, you see, are *selected* slices, and they're cut from fruit that *actually ripened on the plant*. Extra delicious! A salad guests will compliment is made of shredded red cabbage, slices of alligator pear, and *Libby's* Pineapple.

Libby's Long Slices Old favorites, like upside-down cake, seem brand new when they're made with Libby's Long Slices of Pineapple. And you can be sure they'll taste superb. Libby's Pineapple, plant-ripened in Hawaii to fullest perfection, has a delightfully sweet yet tangy flavor. Try the Long Slices with meats and for newsy salads, too.

Libby's Golden Chunks One chunk to the spoonful, they're grand for eating as is. *Marvelous* tasting, for Libby's Pineapple is fully ripened on the plant. That's vitally important for only the plant-ripened fruit can have Nature's full perfection of flavor.

Libby's Crushed Pineapple Love at first sight—that's the usual story with this dish. It's easy, different, *delicious*. Fill a cold, baked pie shell with vanilla ice cream; spread thickly with drained Libby's Crushed Pineapple. Libby's has that glorious flavor you get only in *fully field-ripened Hawaiian pineapple*.

Libby's Pineapple Juice has the natural tang of the field-ripened fruit. Children and grown-ups both love this refreshing, unsweetened pineapple juice.

Libby's Pineapple Tidbits Another style to vary your menus—slices cut in dainty pieces. Full, fine, *Libby* flavor!

Libby's

100 FAMOUS FOODS MODERATELY PRICED

EXTRA SPECIAL RECIPE BOOK—Mary Hale Martin's collection of her favorite new recipes; 96 pages, charmingly illustrated. Now offered for 10¢ and 3 labels from any Libby's Foods. Address Dept. AH-3, Libby, McNeill & Libby, Chicago.

Maybe you'll choose 18th Century, just to have a Bigelow floral pattern on the floor! Page 11 of "Color Clues" shows only one of many graceful designs!

"Color Clues" tells you how to have fun with Victorian (page 14) and shows a Bigelow rug to fit this romantic revival. And there are others, of course.

Longing for a truly feminine bedroom? Why not French Provincial? Turn to page 15 of "Color Clues" for suggestions as to rugs and color schemes.

Charming rooms begin on the floor!

You've set your heart on 18th Century? You're flirting with Modern? Or tempted by this gay revival of Victorian?

For whatever style you're planning, there's a Bigelow rug or carpet to turn any ideal room into a charming reality . . . Plain smart colors in many tones and shades, plain weaves, textures, two-tones, and patterns suited to any decorating style you have in mind . . . and in every popular price range, too!

Go see them at your nearest department or furniture store tomorrow!

FREE! "COLOR CLUES TO HOME BEAUTY"

Here's a 20-page book, *free*, to give you decorating ideas, advice on colors. 10 rooms in color; style information. Get your copy at any department or furniture store that features the Bigelow label. Or write to Bigelow Weavers, Dept. 64A, 140 Madison Avenue, New York, N.Y.

RUGS AND CARPETS BY BIGELOW WEAVERS

RUGS & CARPETS BY BIGELOW WEAVERS

Reg. U. S. Pat. Off.

Look for this label at the edge of every Bigelow rug or carpet. It is your assurance of quality.

Copyright 1940, Bigelow-Sanford Carpet Co., Inc.

*Baked Salmon and Sausage (in ramekins)
Tomatoes Stuffed with Chopped Eggs, Cucumbers, and Mayonnaise
Hot French Bread — Unsalted Butter
Huckleberry Pie — Vanilla Ice Cream
Coffee

Recipes printed on back of each photograph — *F. M. Demarest*

• liver loaf (sandwich spread)

Give a rose luncheon—see page 26

• rose tomato with chicken heart

[Please turn to page 62]

Modern Brides rely on many-purpose Scot Towels

Sudsier dishwater—cuts down dishwashing time!

Makes bacon crisper, more tempting, more digestible!

MAKE the preparing of fish much easier. Drain and flour it on a strong, absorbent ScotTowel. In no time, the fish is in the pan and all messiness is cleaned away. You simply throw away the ScotTowel.

All your fried foods will be crisper, more digestible, too, if drained on a thirsty, sanitary ScotTowel. Reach for a ScotTowel when something spills and you won't have anything to wash out. Wipe off your stove with a Scot-Towel. Use a handy, strong ScotTowel to scrape plates, for your sink and for jobs you hate to put your hands into!

Less than a penny a dozen—150 snowy-white ScotTowels to a roll! Get a handy rack--at grocery, drug and department stores.

SEALED FOR YOUR PROTECTION

Trade Mark "Tear-Easy" Reg. App. for. Copr., 1940, Scott Paper Company



Take a Tip

FROM BUILDERS OF MOTOR BUSSES

Insulate your home with *low-cost*

KIMSUL INSULATION

REG. U. S. & CAN. PAT. OFF.

Mr. Russell H. McKenzie, whose Builders' Show Model Home at 18603 Snowden, Detroit, Michigan, is shown here says: "... (KIMSUL) not only resists the cold in winter, but also the heat in summer . . . it greatly assists in the economical use of our air conditioning unit."

Photo courtesy of Manning Brothers, Inc., Detroit

Recommended by Authorities for Greater Comfort . . . Winter and Summer!

● KIMSUL'S* superiority to many other insulation materials has resulted in its use in motor busses, streamlined trains, automobiles, motor coaches, refrigerators. The same advantages which made KIMSUL the choice of industrial engineers, make it one of the most desirable insulations for your home, also!

Amazingly Efficient and Lasting!

KIMSUL has a remarkable heat stopping power because it is made of wood fibres, one of the most efficient insulating materials known. To give KIMSUL lifetime permanence, these wood fibres are fortified with asphalt, then chemically treated so that KIMSUL is lasting in its efficiency. When properly installed, KIMSUL will stay "put"... won't sag or pack down inside the walls. Amazingly light in weight, KIMSUL adds no undue stress to supporting structure. It is highly resistant to both fire and moisture.

Investigate KIMSUL *Today!*

The low cost of KIMSUL is usually soon repaid in savings on fuel bills. Thus from the outset, you will not only enjoy long years of lower cost heating, but also cozy warmth in winter, pleasant coolness in summer. Why not investigate KIMSUL today!

MAIL COUPON TODAY FOR COMPLETE INFORMATION ABOUT KIMSUL

**Reg. U. S. and Can. Pat. Off.*

Quickly, Easily Installed

Attached to top plate with lath and nails . . .

Exactly fits standard stud spacing . . .

Nailed at bottom and cut off — that's all! Strong rows of stitching keep KIMSUL *permanently in place.*

KIMBERLY-CLARK CORPORATION (Kimsul Division)
Established 1872 AH-6
8 South Michigan Ave., Chicago
Send Free Book, "Greater Comfort—Winter and Summer"

Name _____

Address _____

City _____ *State* _____

Cold Roast Capon
Canned Cranberry Jelly
Hot Corn Pudding
Whole Wheat Rolls
Chocolate Refrigerator Cake
Coffee

Pressed Veal in Aspic with Tartar Sauce
Celery Radishes
Canned Spaghetti and Tomatoes
Melba Toast
*Strawberry Tarts Coffee

• liver loaf (sandwich spread)

Fry until golden brown..... ¾ cup finely chopped onion
In ..... 2 tablespoons salad oil or melted fat
Clean and cut into small pieces..... ½ lb. calves liver
Fry with onion a few minutes until no longer raw.
Soak in ½ cup milk..... 3 slices day old bread
Put onion, liver, and bread two times through meat grinder using the mincer.
Then add..... ¾ teaspoon salt 2 eggs, well beaten
⅛ teaspoon pepper ¼ teaspoon mixed herbs (basil, sage, thyme)

Line small loaf pan or other mold with most of ½ lb. bacon slices. Fill with paste and cover with the rest of the bacon slices. Cover with double thickness waxed paper and steam for two hours. Chill. To remove hold over steam a few minutes, remove bacon slices. Serve cold. Makes an excellent sandwich spread especially for dark breads such as rye.

Submitted by MRS. TILLY SCHULER *Tested in* THE AMERICAN HOME KITCHEN

Photograph printed on back of each recipe

• rose tomato with chicken heart

With sharp knife cut tops from tomatoes, cutting five scallops around outside. Scoop out centers—the shell of tomatoes will fold out in petal shapes as shown in the picture, reverse side. Line the inside of each tomato with large pinch of sugar and pinch of salt. Fill with chicken and rice mixture. Place in a baking pan and brush with melted butter. Bake 10 minutes in a hot (400°F.) oven, or until tomato is tender.

To make the filling: Soak washed rice 1 to 2 hours. Drain. Heat the salad oil in a heavy frying pan. Add onion and cook, stirring constantly, until a golden brown. Add herbs, salt, and liquid. Cover and cook over very low heat about 25 minutes, or until rice is tender and liquid is absorbed. Rice should be fluffy and dry. Stir in chicken. Serve on plates with artichokes, beets, radishes, cut in rose shapes, mushrooms, and greens.

½ teaspoon finely cut chives
⅜ teaspoon dry thyme
Pinch dry sweet marjoram
½ teaspoon salt
1½ cups chicken broth or water
2 cups diced cooked chicken
8 large red tomatoes, unpeeled
Salt and sugar

Chicken and rice filling:
⅜ cup (6 tbsp.) uncooked rice
2 tablespoons salad oil
1½ teaspoons chopped onion
1½ teaspoons finely chopped parsley

Submitted by CHRISTINE MCKEEVER *Tested in* THE AMERICAN HOME KITCHEN

TWO WAYS to please Your Bride!

See our building at the New York World's Fair

Insure the comfort of your home with

AMERICAN HEATING EQUIPMENT "Standard" PLUMBING FIXTURES

ANY WOMAN will feel as happy as a June bride when good Heating and good Plumbing bring better living to her home! And never before have they been so easy to plan — so easy to buy on any size budget!

For whether your home is small or large, whether you prefer Radiator or Warm Air Heating or Air Conditioning, you'll find the right products in the *complete* line of AMERICAN Heating Equipment for Oil, Gas or Coal — automatic or hand-fired. From the *full* array of beautiful "Standard" Plumbing Fixtures you can choose a modern, charming bathroom and a labor-saving kitchen that suit *your* requirements. And this is true whether you are building or modernizing.

For modernizing Heating, or a combination of Heating and Plumbing you can now use our SUMMER FINANCE PLAN — No payments until October 15th! Plumbing alone can be modernized on our FHA Plan — No down payment — monthly payments to start within 60 days from date of installation. Both plans give you up to 3 years to pay.

For further information write for a free copy of the 64-page booklet described below or consult your Heating and Plumbing Contractor today!

AMERICAN RADIATOR & Standard Sanitary

New York CORPORATION *Pittsburgh*

Cast Iron & Steel Boilers & Furnaces for Coal, Oil, Gas • Radiators Plumbing Fixtures & Fittings • Air Conditioners • Coal & Gas Water Heaters • Copper Pipe & Fittings • Oil Burners • Heating Accessories

SHOWROOMS IN PRINCIPAL CITIES

Copyright 1940, American Radiator & Standard Sanitary Corporation



MODERN, SPACE-SAVING ARCO RADIATOR
Delivers as much warmth as old style radiators ⅓ larger

Low-Cost Comfort for any Home! Even though your home and budget are small you'll find the *right* equipment for efficient, dependable radiator heating in the complete line of Ideal Boilers for oil, gas or coal — automatic or hand-fired. Provision for economical domestic hot water may be included in all automatically fired Ideal Boilers.



"Standard" HOSTESS SINK
Brings beauty and efficiency to the kitchen

"Standard"

Sets the Style in Kitchen Sinks! In the complete line of "Standard" kitchen sinks in white and color, there's one to meet your particular needs and budget. Each is designed to bring you the utmost in beauty, efficiency, convenience. The deep sink wells, useful spray hose, handy swinging spout are just a few of the features that make kitchen work easy work!

FREE 64-PAGE BOOKLET! Tells the "inside story" of Heating, Air Conditioning and Plumbing. Beautifully illustrated in full color. Will help you plan better comfort for your home. For free copy write American Radiator & Standard Sanitary Corp., Pittsburgh, Pa. Or ask your Heating & Plumbing Contractor to show you our complete catalogue.

Fuel-Saving Warm Air Furnaces and Air Conditioners! In addition to the complete line of Ideal Boilers the AMERICAN Heating line includes Sunbeam Warm Air Furnaces and Air Conditioners in all sizes — all price ranges — for oil, gas or coal — automatic or hand-fired. Clean, efficient, economical the Sunbeam unit you choose will deliver years and years of satisfaction and comfort!

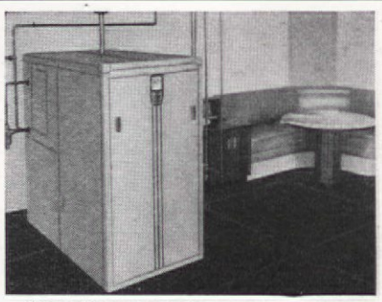

ARCOFLAME HEATING UNIT NO. 11 — *A deluxe Boiler-Burner Unit for quality oil heating*

Distinctive Bathrooms Made Easy! From the complete line of beautiful "Standard" Bathtubs, Closets and Lavatories, you can select a group to more than satisfy your special desires. Available in white and 11 striking colors "Standard" Fixtures are shown in many attractive and colorful bathrooms in the free 64-page booklet offered on this page. Write to our Pittsburgh Office for your copy today!



(*Left*) "Standard" NEO-ANGLE BATH, *America's smartest, most distinctive bathtub*

AMERICAN HEATING EQUIPMENT
COST NO MORE THAN OTHERS
"Standard" PLUMBING FIXTURES

BRIDES LOVE PYREX WARE!

the gift that never loses its sparkle—

FOR SHOWER GIFTS...FOR WEDDING PRESENTS

DESIGNED to take care of 90% of her baking needs! New 17-piece Home Baker set includes new 8-oz. red-marked level-full measuring cup. 6 other Pyrex ware sets priced from 39c up. Home Baker set, #295, only.. **$2.95**

Look! Pyrex Ovenware reduced 30% to 50% within 2 years!

WHAT EVERY BRIDE NEEDS! 11-piece set includes 1½ qt. knob casserole, 10½" utility dish, 9½" pie plate, 9⅛" loaf pan, six custard cups, 8⅝" cake dish. Set #245, gift-packed **$2.45**

PICTURE THIS ON HER TABLE! Attractive 8-piece matched set includes 1½ qt. casserole with pie plate cover and six dainty rimless custard cups. Set #145, gift-packaged, only.. **$1.00**

She's a Lucky Lady who starts with Pyrex Flameware!

FLAMEWARE DOUBLE BOILER! Grand for icings, custards, cereals. You can always see the water level. 1½ quart $3.95. 1 quart (small-family size) only... **$3.45**

ALL-GLASS SAUCEPAN for cooking, serving, storing. Lock-on cover. Wide, flat bottom. Straight sides. Glass handle. 3 sizes: 2 qt. $2.25; 1½ qt. $1.95; 1 qt. **$1.65**

CORNING MEANS RESEARCH IN GLASS

OF ALL THE GIFTS for a bride-to-be, none is more welcome than sparkling Pyrex ware! See the smart new sets and other new items at your dealer's. And remember, Pyrex Ovenware prices have been reduced 30% to 50% within two years. Look for the PYREX name on every dish...famous for 25 years. Corning Glass Works, Corning, N.Y.

PYREX BRAND **OVENWARE FLAMEWARE**

Eat your breakfast all over the place!

[*Continued from page 29*]

Photo by Demarest from Constance W. Winde

Whether you carry your tray to a woodsy spot or cook your breakfast on the outdoor grill doesn't really matter. What is important, though, is that you go out-of-doors to eat!

Robert B. Faxon

it in the refrigerator, covered naturally, unless it's figs or something like apricots and grapefruit sections, in which case put the cans in the refrigerator. Measure the coffee. If you are going to have toast, slice the bread, trim the crusts off—this is a fancy job of breakfasts remember, even if it is everyday—wrap the slices in wax paper and put them in the refrigerator too. Then in ten minutes in the morning you can fill the cream pitchers and cut the butter and make the toast, and for heaven's sake warm the flakes or the egg cups, as the case may be, while the coffee is doing.

Now the luxury really starts. In June I can have my fifteen minutes beside the silver moon roses if I wish, surrounded by all that marvelous whiteness and rose beetles, or in the rock garden, or where the sun just tips onto the terrace. The boys can take their trays to the sand pile or out near the birdhouse and sit on the stone wall, though why they like *that*, I'm not called on to know. The Boss can sit and sniff the late lilacs or go up and watch the peas climb or even join me in my rose-covered bower if he wishes.

So much of our lives are perforce regulated and confined, but there's no reason why our meals have to be. Many times we have packed lunch in a basket, popped it in a wheelbarrow with the trays stacked on the side and wheeled it to the place we are pleased to call the badminton court. It's not like a picnic; it's much less trouble. Nor do you always have to eat on a tray. It is just that they are handy and get you into the right habit of eating all over the place. Start this excellent custom in your family this summer and you will keep it up all the year round. Even when the frost has chased your breakfasts indoors, have them by the fire, take a tray to your desk some morning in the sunroom, anywhere but eternally at the same old stand, steadily day after day in "your place" at the table as though you were some sort of legal paper to be kept forever in the same pigeonhole. Week ends, when no one has to catch a train or bus and schedules can be made of elastic, regular sit down card table meals

"It's his second...let's ask him why he picked a Servel Electrolux this time!"

"Uncle Harry's a smart old boy," says Mary to me. "If he chose the refrigerator that freezes with **NO MOVING PARTS** for his *second* . . . maybe we should choose it for our *first!*"

1 **"No moving parts to wear,"** he explains, when we ask him, "How come?" "You see, this freezing system hasn't any machinery. It simply can't wear or lose efficiency. And that means there's nothing to cause noise, either . . . *just listen!"*

2 **"Can't hear a sound, Uncle,"** we agree. "Is Servel Electrolux *always* silent like that?" "You bet it is," he tells us. "And it's the *only* refrigerator I know of that is. You don't hear anything now—and you never will."

3 **"Look at these savings, too!"** he beams, showing us his bills. "They're *something.* Other refrigerators may be pretty inexpensive to run when new, but I can tell you it takes one without moving parts to keep right on running for just a few cents a day."

4 **"A tiny flame does all the work,"** adds Uncle Harry. "That's Servel's secret. And should the gas flame ever need adjustment, you can depend on your own gas company for prompt service facilities. *Do you wonder I changed to a Servel Electrolux this time?"*

The SERVEL ELECTROLUX *Gas Refrigerator*

Whether it's your second . . . or your first . . . be wise to values too!

Get all the facts—Ask these questions when you buy . . . You'll find that only with Servel is the answer **"Yes"** to every one:

1. **Will it be permanently silent?**
2. **Will it give us longest service?**
3. **Will it save us money year after year?**
4. **Has it every worthwhile convenience?**
5. **Are we assured of dependable service?**
6. **Can we—right now—afford it?**

Important

IF YOU LIVE BEYOND THE MAINS, THERE ARE MODELS TO RUN

ALSO ON BOTTLED GAS, TANK GAS OR KEROSENE

Write for details to Servel, Inc., Evansville, Ind.

YES! People with experience are changing to SERVEL!

We changed to a Servel Electrolux because we were tired of noise—also, because we heard it cost very little to run. I can truthfully say that our gas refrigerator lives up to everything we expected of it.

—Samuel G. Bell, 5248 LeMay Ave., Detroit, Mich.

We're certainly glad we switched to a Servel when we bought our new refrigerator. You never hear the slightest noise with it. And there are no moving, wearing parts to worry about.

—Mrs. Arthur Pohl, 1558 South 15th St., Milwaukee, Wis.

KEEP COOL

— with one of these quick-to-make tuna treats!

You always know how good they'll taste when you use this finer tuna

Precious little fixing to *these* Del Monte tuna tempters. But what a welcome they get!

One sandwich leads to another. Salad successes come natural. Main-course dishes always taste like more. It's that marvelous Del Monte flavor!

Just taste the difference once. And you'll insist on Del Monte ever after! For you're sure of tuna exactly the way you like it best—firm, flaky, wonderfully inviting.

And remember, Del Monte brings you *two* delicious styles—Solid Pack and Shredded. For different needs. But *both* with the same delectable deep-sea flavor.

JUST BE SURE YOU GET

Del Monte Tuna

FOR FINER FLAVOR IN EVERY TUNA TREAT YOU SERVE

are, indeed, most joyous affairs.

Set the table where the shade is thickest and press the wheelbarrow into service as a portable pantry or buffet. Get as long extension cords as the law allows and use your outdoor outlets. Buy a copper chafing dish with a windshield and lots of covered dishes. They have wonderful glass and pottery ones that can learn to keep lots of other things warm besides toast and vegetables.

Don't say you can't eat out because of butter getting soft, food getting cold, and such nonsense. Invent ways around that and don't give in to bugs, flies, mosquitoes, or bees. Simply use a spray gun and plenty of powerful spray just before you uncover the food. Even in the evening when you want to linger over your coffee in the cool, when everything in the garden begins to smell divine and you are practically on the verge of spouting poetry, the pests can be kept under control with your trusty spray gun.

Then don't destroy the mood, the sense of ease and pampered luxury that dinner in the garden gives you, by rushing in to wash the dishes. Rinse and stack them neatly. You're not going to eat in the kitchen in the morning anyway, but under the cherry tree now while it is in bloom. So you won't mind the dishes at breakfast, and afterwards they're just part of the morning's job.

If the father of the family blasts a little at the thought of breakfast on a tray and lunch from a card table under a tree, don't give up the idea immediately. Wait until he's tried sitting in the most comfortable chair with his feet on grass and a really ample tray, beautifully set with everything he can possibly want right at hand. Wait till he's miraculously had his luncheon appear at his elbow when he's been weeding in the strawberry patch of a Sunday; wait till (after a sticky day) dinner is served on the terrace or porch where the best breeze blows. Then see if he still fidgets for a dining room table steadily set inside the same old four walls.

For the male cook in all his glory!

[*Continued from page 32*]

burn off every trace of the zinc coating before cooking on it. Or you can buy a heavy wire mesh, ¾ inch, 13 gauge, which the dealer will cut to size. It won't last forever but it's inexpensive. If you want to make one or have one made, watch the spacing of the bars. One inch apart is plenty.

You'll want a top plate—might as well get it at the start. You'll be surprised how much it helps in getting the fire started. And of course for bacon, hamburgers, flapjacks, and the like, it's a "must." You can make-shift with a frying pan, but why? Get two while you are at it. One about one third the size of the first for baking. More about that later.

Photograph by Demarest from Constance W. Winde

"No more *cloudy* windows for me!"

Here are the 3 big reasons why so many women prefer Bon Ami *Cake* to other window cleaners. First, Bon Ami is easy to use. You just rub it on—then wipe it off while still damp. Second, Bon Ami actually *polishes as it cleans* . . . does not leave a dust-catching film on the glass. And finally, Bon Ami *Cake* is so economical—it costs so little and lasts so long. Try Bon Ami next time *you* clean your windows.

Bon Ami Cake

leaves no oily film.. polishes as it cleans

"hasn't scratched yet!"

INTERIOR DECORATION

SIX WEEKS' PRACTICAL TRAINING COURSE

Resident Day Classes Start July 8th

Period and modern styles, color schemes, draperies, all fundamentals. Faculty of New York decorators. Personal instruction. Cultural or Vocational Courses.

Send for Catalog 12R

Home Study Courses Start at once

Same training for those who cannot come to New York. Practical, simple, and intensely interesting. *Send for free Booklet 12G*

NEW YORK SCHOOL OF INTERIOR DECORATION

515 Madison Ave., New York City

America's Smartest Piano Fashions

GULBRANSEN *Console* PIANOS

PRICES START AT $245

Beautiful authentic period styled pianos with superb tone, designed for modern living. Write Dept. S for free booklet of 1940 models.

GULBRANSEN CO. 816 N. Kedzie Ave., Chicago

A heavy fork or two, a "flipper," a big spoon—all with long handles, are your necessary cooking utensils. Next in importance are food tongs so that you can handle your meats without pricking them and wasting the precious juice. A child's rake for smoothing out the coal bed and pulling it where you want it, a quite small shovel, a poker, and a couple of outsize salt and pepper shakers finish the necessary equipment list. Add a pair of asbestos gloves for the nonchalant handling of hot things—you'll get them sooner or later, so you might as well have them at the start.

Costume? A big, cover-all apron is *de rigueur*. Get one with big, deep pockets if you can.

Of course you won't stop there—not you. Before long, by accident or design, you'll get hold of a catalogue of outdoor cooking equipment from one of the big sporting goods houses, and—

But let's get going. Here's an easy menu for a starter:

Barbecued Steak
Baked Potatoes Buns or Rolls
Green Salad
(A simple one of seasonable garden stuff which you can toss in a big wooden bowl)
Pie (homemade if possible)
Cheese Coffee

First of all be sure your steak is at room temperature. That may take four or five hours out of refrigeration but allow plenty of time, not just to shorten cooking time, but because if your steak is cold when you start it is apt to be much less tender. That goes for all meats and poultry. And it should be cut he-man style, at least an inch and a half thick.

Then be sure to grease your grate *thoroughly* to prevent sticking. A chunk of suet will do or a well greased rag. This is especially important with fish. Sear your steak well then turn it. Now don't ask me how many times it should be turned because I'm not going to stick my neck out by trying to answer. Just about half the barbecuists I know say it should be turned often, the other half just as vigorously maintain only once. Try both ways then join whichever school you prefer.

And now we get down to the thing which makes this kind of meal different from any other in the world—the barbecue sauce. (*Editor's Note:* You'll find the *best* ever barbecue sauces for lamb, chicken, and beef in The American Home Basic File of Recipes—sent to us, by special request, from California.)

Start basting your steak with the sauce after you have turned it once. The long-handled spoon will do but a clean, new dish mop is a bit less wasteful. Do it liberally and often. Some prefer to let their meat remain in the basting liquid for several hours beforehand, or

[*Please turn to page 114*]

And flavor's only half the story. Made of whole wheat with all the wheat germ and bran left in, Shredded Ralston is rich in energy, mildly laxative, easily digested. Try it!

The money-back guarantee is printed on the bottom of every package!

JELLY CHAMPION TELLS WHY SHE INSISTS ON CERTO

THE "TRIED AND TRUE" PECTIN THAT TAKES THE GUESSWORK OUT OF JELLY-MAKING!



"I depend on Certo for perfect results," says Mrs. Thomson, "and Certo never lets me down. With Certo, even tricky fruits like strawberries and pineapple jell perfectly every time. In fact, my pineapple jelly, made with Certo, was a prize-winner for me at the Fair.

"Some women still think making jelly means hours of slaving over a hot stove—but they're wrong! Why, I boil my fruit mixture only ½ minute for jelly—only a minute or so for jam. And in less than 15 minutes after my fruit is prepared, I'm all through!

"It's always a satisfaction to me to see how much more jelly I get with Certo. Due to that short boil, no juice has a chance to boil away, so I average 11 glasses instead of 7 from only 4 cups of juice! That's half again more jelly—so you see Certo is a real money-saver!

"It stands to reason that jams and jellies made with Certo taste better—they're bound to! For that short boil doesn't let the flavor go off in steam . . . so the finished jams and jellies have more of the real fresh fruit flavor. There's no 'boiled-down' taste, when you use Certo!"

CERTO 10-PIECE JELLY-MAKING KIT

$2.00 VALUE FOR ONLY $1.00

Here are the tools you've always wanted—aluminum colander of just the right size; enameled paraffin pot with wooden handle; strawberry huller; cherry pitter; apple corer; wooden-handled aluminum measuring cup; 60 assorted jelly glass labels; long-handled wooden spoon; special cloth for straining juice; 1 dozen paper jelly glass covers, assorted colors. $2.00 value—yours for only $1.00 and a label from one bottle of Certo.

Look for the tested recipes under the label of every bottle of Certo.

Copyright, General Foods Corp., 1940

A product of General Foods

A.H. 6-40

GENERAL FOODS, Battle Creek, Michigan

Enclosed is $1.00 and a label from one bottle of Certo. Please send me the Certo Jelly-Making Kit (regular value $2.00) which is described above.

Name_____

Street_____

City_____ State_____

(This offer expires December 31, 1940—good only in U.S.A.)



Spare the Rod and Spoil the Child!

BEATRICE GRAY COOK

From long experience, my husband and I have decided that the best all-round training ground for children is fishing trips! All the virtues of good sportsmanship, patience, skill, and self-reliance are called into play—and then some. A wriggling trout on the end of his line can teach a child that home-grown platitudes really work when put to the test. All children are "from Missouri" and they have a right to see for themselves how adult wisdom is gained. They will take our answers for things much more readily if they can see how we arrived at our conclusions. With this uppermost in our minds, we took our two sons on another fishing trip. Please read on a bit and see for yourself how it works.

The morning sun shone down on the four of us in the rowboat. Son-shined tackle was wedged in with the food hamper. Boys eight and ten can be a whirlwind of accomplishment—if there is fun in the offing. Securely tied into their life preservers, the boys were on the back seat, letting out their trolling lines. Two junior smiles, replicas of their father's, spread from ear to ear. Adventure ahead! Adoration rounded their eyes as they listened to their father's instructions. He was jovial and patient and they could see that he was really quite a fellow! Tense as young eagles ready to swoop, the boys held onto the poles.

It may be just a corking big fish to him, but to his parents it represents very much more

"Mommie! I have one!" Bill jumped up, the click of the reel pounding in his blood. Black eyes snapped as he started reeling in.

"Easy, son. Not so fast!" His father's advice was carefully heeded. Bill is a rather timid, over-cautious boy. In a frenzy of excitement he handed his pole to his father.

"You land it, Dad. I'm afraid!" Reassuring him, his father made him play the trout while we all looked on.

"You can do it, Bill," he told him.

I was holding my breath, knowing

how much his self-esteem needed a boost. But he forgot his fears and deftly scooped the blessed trout into the net.

"There it is, Mommie!" Shining-eyed, he held it up, fairly popping with ecstasy. Even to me, it wasn't just another fish; it was victory over apprehension. It wasn't just six inches of protoplasm, but recognition of success by those my boy loves. Laying it in ferns under the seat, his self-confidence boomed to a new high, greatly irritating his younger and impatient brother.

"Think you're a hero, doncha!" Bob snorted derisively. His father winked knowingly at me, saying, "Never mind, Bill, that's a good tonic for the soul." To me, he added, "If it were more generally prescribed by parents, the psychiatrists would be a hungry lot I'm afraid!"

THE two lines were back in the water making twin V ripples on the smooth surface. Bill was still beaming and I knew, from past fishing trips, that this new-born assurance would color his attitude for weeks. He had been pulled out of his emotional doldrums by accomplishing something spectacular. Just like adults, children need adventure with occasional thrills mixed in.

"Got one!" It was Bob this time, shouting wildly and reeling in like mad.

"Hold on, son. Not so fast. Play him! Easy—" Just as I feared, Bob wouldn't listen to his father; he's so impulsive and impatient.

"Don't jerk the line—careful—" The words were wasted on the boy who, in a frenzy of uncontrolled excitement, had yanked the line too hard.

"Look! He's gone!" This was stark tragedy. My first impulse was to comfort him, tell him not to cry.

"It wasn't my fault," he wailed.

"Yes, it was," his father explained to him. "Successful people listen to those who know. You didn't, Bob. It takes a cool head to land a hot one like that. Bait up now and next time hang on to yourself." Poor little lad, he had come off sadder and wiser from experiencing the immutable law of cause and effect—a handy thing to understand!

We must have hit a school of fish for instantly Bob had another strike. "Careful!" He was, too, this time, curbing his impatience. It did seem unfair that, just as he was to net it the trout snapped the leader and was off leaving no forwarding address.

"Can't be helped, Sonny. Of course some fish get away. So do lots of things we want. Stick out that chin now and 'take it.'" He didn't attempt to soften the blow one bit. Nature usually doesn't.

"Ha ha, Bob! You couldn't hold on to a fish if it jumped into the boat," Bill said, cocky and unbearable. He was gloating over his own success, that trait, which, in a man, makes him a smug, public pest number one. His father reminded him of the time when a big Puget Sound salmon had cleaned off all his tackle when he had not been paying attention to his business. This cut down his head of steam.

Several hours passed without a strike, nail-biting hours which test the mettle of the most ardent fisherman. Bill became disgusted and reeled in. A moment after that he suffered through watching his brother actually land his first fish.

"See! It pays to keep on trying." Bob rubbed it in, and, to my amusement, mimicked his father's tone of voice to perfection. Now, even an eight-year-old could see the wisdom of this fundamental truth. Parental axioms lose their punch but experience is an impersonal third party commanding great respect.

Fishing was poor. Time dragged like an anchor, but the boys were fairly quiet in the boat. This peace, however, was no accident. Caution on the water had been indelibly impressed upon them on a previous trip. At that time, we had suffered the same lull in activities. The boys had started some horseplay, jumping about restlessly despite my repeated warnings about falling in. Then, they couldn't conceive of danger because they had never experienced it. I felt the water, tightened their life-preservers and said—nothing.

"Good a day as any," I said to their father. It happened! Bob caught his foot on the edge of a seat, tripped, and over he went. There had been a splash and a gurgle before a very frightened and contrite little boy had been pulled into the boat again. It had been entirely unnecessary to say, 'I told you so.' A few ounces of water in his clothing had proved my point forever.

"See now?" his father had said as he had pulled for shore. "Everything we use with safety may become dangerous when we don't know how to use it properly." There had been just a mere mention of words like, "fire," "bicycles," and "Fourth of July." He had been speaking to cold but attentive ears!

BUT, business was picking up; we had four more trout in the boat. Radiant but a trifle weary, the boys were ready for stories. "Dad, tell us about the time the motor balked out in the Sound and you had to row back against

"Even my husband's family says my cooking's great!"

1 Maybe I'm shattering tradition, Aunt Grace, but honestly, it's true! Of course, no one expects a bride of seven months to be a good cook. And especially me! But Bob's family keeps asking me to show them how I make such delicious roasts, pies and cakes.

2 They simply wouldn't believe me when I insisted I just couldn't go wrong with my Frigidaire Range. Why, cooking's so easy. I just follow the cook book and my new range makes everything a delicious surprise. And so fast! The marvelous Speed-Heat Units have five heating speeds . . . a speed for every kind of cooking. They bring foods to cooking temperature in a jiffy.

3 You know how they joke about a bride's biscuits...well, that doesn't apply to me! The Even-Heat Oven in my Frigidaire Electric Range has twin units so accurately regulated it gives wonderful baking, broiling and roasting results every time. And my, it's roomy! One of the biggest ovens I ever saw! Automatic controls make every oven cooking job so much simpler.

4 I finally convinced them that it *was* the Frigidaire Electric Range that made this wonderful difference in cooking. Bob's mother has owned a Frigidaire refrigerator for years. After that, she said it was no wonder my new electric range by Frigidaire has so many fine features, is so beautiful and so thrifty to use. Honestly, I never realized what fun it was to cook until I got my Frigidaire Electric Range!

Extra Fast! Extra Sure! Extra Thrifty!
9 Models — 9 Bargain Prices

SUPER-SIZED EVEN-HEAT OVEN gives perfect baking and roasting results.

SPEED-HEAT COOKING UNITS with 5 speeds to meet every cooking need, from super speed to slow simmer.

HIGH-SPEED BROILER gives new deliciousness to broiled foods.

SIMPLI-MATIC OVEN CONTROL brings new ease and simplicity to oven operation . . . gives fast, automatic pre-heating.

THRIFTO-MATIC COOKING saves current... automatically turns from high to low heat at predetermined time.

DOUBLE-DUTY THERMIZER COOKER cooks a whole meal at once . . . meat, potatoes, dessert . . . for less than 2¢.

CONVENIENT SIGNAL LIGHTS prevent forgetting to turn units off . . . glow when any heat is turned on.

ONE-PIECE PORCELAIN CABINET has stainless porcelain top...wipes spotlessly clean in a jiffy.

FRIGIDAIRE DIVISION
General Motors Sales Corp., Dayton, Ohio
Toronto, Canada

Made by the Frigidaire Division of General Motors, makers of the world-famous FRIGIDAIRE REFRIGERATOR. *Be sure the store you go to sells the* FRIGIDAIRE ELECTRIC RANGE.

FRIGIDAIRE *Electric* **RANGE**

I was mortified when I cut that crumbly cake!

POOR little bride! Her first party—and her cake a failure!

If only she had known the importance of the right baking powder. Learned why so many women who bake rely on *Royal* for dependable results *every time.*

You see Royal, made with Cream of Tartar, has a *special* "steady action" that is different from most baking powders. Royal begins its work the *moment* it is stirred in the batter. Thus the expansion of the batter is *continuous* and *even.* That is why Royal cakes are fine-grained...light...fluffy. Why they keep their delicious moistness and flavor longer.

Many ordinary baking powders seem to have an *explosive, uneven action.* A greater part of the expansion is delayed until the cake is in the oven. Rising is often over-rapid. It may blow the batter full of large holes. Then the cake will be coarse...dry...crumbly.

See these actual photographs of cake, magnified, and the different results:

STEADY BAKING POWDER ACTION

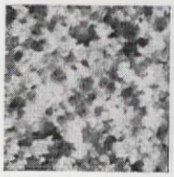

UNEVEN BAKING POWDER ACTION



A Penny a Cake—that's about all it costs to use Royal—and you protect ingredients costing 30 to 40 times that much. Pure Cream of Tartar makes Royal cost more per can—but the difference *per baking* between Royal and ordinary baking powders is only a *fraction of a cent!*

Remember, Royal is the *only* nationally distributed baking powder made with wholesome Cream of Tartar—a product of fresh, luscious grapes. Cream of Tartar leaves no acrid "baking powder taste." So ask your grocer for ROYAL. Use it whenever you bake. You'll agree it's well worth the difference in price.

ROYAL COOK BOOK FREE

If you bake at home you should have a copy of the Royal Cook Book which tells you how to make delicious cakes, biscuits, muffins, pies, puddings and main dishes. Send your name and address to Royal Baking Powder, 691 Washington St., New York City. Dept. 96.

© 1940, Standard Brands Inc.

a rip tide. Please." The oft-repeated yarn was told, not to two boys, but to real companions who thrilled anew at their father's judgment in disaster. Ruefully he pointed out that forgetting spare parts for the motor had caused all the trouble. Parents make mistakes, too, and have to pay for them. He played up his own shortcomings for he had no desire to ape the Victorian fault of holding himself up as a totally unlifelike model of perfection.

From me, our sons have heard that their father is wise and brave and honest, and a lot more good, constructive adjectives. But they were overjoyed to find out that he was not infallible. It made him more human and closer to them—the little sinners! Quite in the spirit of the thing they delighted in telling about the time I packed a beautiful picnic lunch—and left it on the dock! They were seeing us now as our friends know us, full of assorted follies, but trying! We adults would have few friends if they saw us in the rather dictatorial and self-righteous way in which we often appear to our children. A child can learn from our mistakes too, if we will only let them in on them. This doesn't lower respect but does increase affection, for a self-nominated paragon is a most unloved person. Just like their elders, children respect only those whom they admire; respect may be commanded; never demanded.

With the crunch of gravel under the prow, two little boys legged it for the woods like colts.

"Hey! Wait a minute. You can't run off now. Fish to clean. Everything at the proper time, you know." Blades slit silver bellies with surgical precision; three bowed heads with a single thought. Bob spoke up, "What's this, Dad?" he asked suddenly.

[*Please turn to page 82*]

Take to screens and attic fans

[*Continued from page 35*]

an attic fan would have carried off whatever heat was stored there. It's a simple matter of opening up first or second story windows, pushing a switch button, and letting the electric attic fan draw the cool night air through the house and up to the attic, pushing the unhealthy, stale air out through the ventilators.

The automatic electric fan cools by air circulation, changing the air in the house about once every one or two minutes. This circulating air not only cools walls, ceilings, and inanimate things but it evaporates moisture on the human body in accordance with what your school textbook probably called evaporative cooling. You can control the fan pretty much as you choose. It draws air from wherever it can get it, so if you want a first floor room cooled, open the windows there and turn on the fan. Fresh air will be circu-

Ilg Electric Ventilating Co.





Emerson Electric

Suction chamber and fan are over this ceiling grill to pull air up through the house. The louver in the house gable is automatically controlled. The attic air circulating fan plugs into a regular service outlet



General Electric

Twin fans and suction chamber, complete attic ventilation equipment, are included in this single unit, readily installed

Zephyr

"Quick as a jack-rabbit I found that dealer"



The classified *(yellow)* pages of your telephone book tell you *instantly* who sells that advertised product or service you want. And it's the swift, sure way to find those everyday services you need...Building Materials, Glass Blocks, Insulation, Paints, etc.

DRESS UP YOUR HOME WITH DAYLIGHT THROUGH PC GLASS BLOCKS!

Here are Six practical suggestions on how to do it.



PLENTY OF CHEERFUL SUNLIGHT enters this house through the good looking panels of PC Glass Blocks used in the outer walls. Glass Blocks are non-transparent, and therefore are ideal for shutting off an unattractive view without sacrifice of light. They are exceptionally easy to clean with a damp cloth. Architect—Edouard J. Mutrux.



BREAKFAST IS A PLEASANT MEAL when it's eaten in a room like this ... with PC Glass Blocks letting in the daylight, but closing out the distracting outside world. Diffused daylight and privacy are only two of the many advantages PC Glass Blocks bring to your home. Residence of Dr. M. N. Jasper, Rockville Center, L. I.



TAKE A SHOWER in a PC Glass Block enclosure like this . . . and you've really got something! You've got lots of light. Plenty of privacy. Impervious walls that laugh at moisture and chemicals. Not to mention just about the smartest shower treatment yet discovered! Residence of Mr. and Mrs. Louis Rieben, South Orange, N. J.



STAIRWELLS AND CORRIDORS are better lighted, safer, easier to heat when you use panels of PC Glass Blocks to welcome the daylight. "Borrowed light" from such a corridor helps to make the rooms opening from it better lighted, also. And PC Glass Blocks deaden outside noises, make your home quieter and more livable.

GLASS BLOCKS IN THE GARAGE? Of course . . . to help the man of the house see what he's doing when those odd repair jobs crop up. A panel of PC Glass Blocks over the workbench in garage or basement is something all men will appreciate. It's a truly practical application of this versatile building material. Try it in your home.

NO BATHROOM BLUES here . . . because a smart panel of PC Glass Blocks ignites a spark of cheerfulness. Note the plate glass enclosure with the mirrored circle. The insulation value of PC Glass Blocks helps keep the room warm and draftless. For your home, you have many PC Glass Block patterns and sizes to choose from.

PITTSBURGH PC CORNING **GLASS BLOCKS**

Manufactured by
PITTSBURGH CORNING CORPORATION
Distributed by
PITTSBURGH PLATE GLASS COMPANY
and by W. P. Fuller & Co. on the Pacific Coast

Free Booklet "Ways to Improve Your Home with Pittsburgh Glass" shows you how to use PC Glass Blocks and other Pittsburgh Products in dressing up your home. Send coupon for your copy . . . now!

Pittsburgh Corning Corporation,
2051 Grant Bldg., Pittsburgh, Pa.

Please send me, without obligation, your free, illustrated booklet "Ways to Improve Your Home with Pittsburgh Glass."

NAME_____

ADDRESS_____

CITY_____ STATE_____

"PITTSBURGH" stands for Quality Glass

At the New York World's Fair, visit the Glass Center Building and the Pittsburgh House of Glass

One, two, button my shoe!
I'll be ready for breakfast in a jiffy now!

Hurry, Peggy — you're going to have the cereal you like best this morning! I ordered it from the grocer yesterday.

Oh, did you? Do you often do things for me?

Every day, Peg! — and for Mother, too. I take shopping lists to the markets, and I keep Mother in touch with her friends.

Why, you're as clever as a genie, aren't you?

Just about, Peggy. I can whisk you across the country in a twinkling, and still I'm always right *here* . . . in case you want something else!

Gracious! Daddy must have to pay a great deal to have you in the house.

No, *indeed!* He says I save him money. A telephone is *one* miracle every one can enjoy!

BELL TELEPHONE SYSTEM

The Bell System cordially invites you to visit its exhibits at the New York World's Fair and the Golden Gate International Exposition, San Francisco

lated right through that room, cooling it off in short order. In a two-story house the proper regulation would be to open the first-floor windows in the early evening, cooling the rooms there first. Then when the first floor is closed and locked up, second-story windows are opened and the full capacity of the fan cools the bedrooms during the night. The attic fan is intended principally for night use, drawing in and distributing the cool night air. But it would be a relief during the day in thin walled Southern houses where it could provide the cooling effect of air circulation even without any change in temperature.

Two types of attic fans solve most residential ventilating problems and the sketches at the beginning of this article illustrate them. One type includes a metal grill or shutter installed flush with the ceiling and a metal suction box or chamber built on top of it in the attic space. Its third part is the electric fan itself which draws the air up through the grill and chamber and discharges it through windows or louvers in the eaves. Then there's another type of fan installation which either installs the fan right in an attic wall opening or places a high powered portable fan there. These fans draw air up through grills in the attic floor or from stairway openings and discharge it through a wall louver or window. The latter type was planned for thoroughly insulated houses in Northern states. A smaller fan is also designed for use in a window of a small one-story house. These fans are all available in various sizes and it is of great importance to install one of ample size for your house. They can be automatically operated from a switch conveniently located and they are quiet in operation.

Oh, yes; should you or should you not keep your windows open during a hot summer's day? We haven't answered that question



Emerson Electric Co.



Ilg Electric Ventilating Co.



Emerson Electric Co.

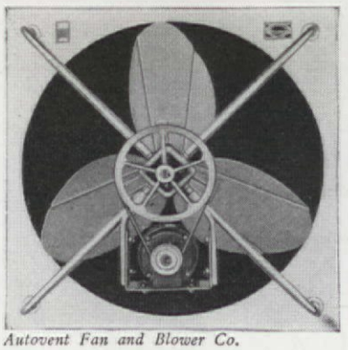

Autovent Fan and Blower Co.



Sturtevant Co.



General Electric Co.

Six different fans to assist in home ventilating

"I never knew . . !

"I NEVER KNEW you could buy that handsome Chrysler Royal sedan for $995, delivered in Detroit!

"I never knew there was a low-priced Chrysler that big, that roomy, that powerful!

"I'd gone along buying the same car again and again . . . and now I know I could have gotten more for my money in a Chrysler. I certainly wish I'd changed sooner.

"There's a whale of a lot of satisfaction in Chrysler's get-up-and-go. That 108 horsepower engine is Chrysler's new *High-Torque* engine . . . and that means you can pick up like chain lightning, take hills like a jack-rabbit. And say, does it save gas . . . it actually burns less than my old car did with much less horsepower.

"Take the matter of room. All the difference between just room to sit and room to stretch out and relax. And interior beauty—such a wide selection you can just about suit your individual taste . . . I did. Those Easy-Entry doors are a swell idea, too . . . wide as house doors.

You can relax in luxury in this great, roomy interior . . . 51-inch seats . . . ample shoulder room, head room, leg room.



You'll like Chrysler's Easy-Entry doors . . . wide as house doors.

"Chrysler's scientific weight distribution and Aero-type shock absorbers make all roads seem smooth. And that Plastic Enamel finish is grand . . . never dulls, just gets better with age. Then there's Super-finished parts—smooth to as little as a millionth of an inch, tin-coated pistons and dozens of other things to make driving pleasanter and save money. It sure is true that *you get the good things first from Chrysler!*

"Take my tip. Whatever car you drive, see your Chrysler dealer. He'll give you a whole new idea of how much your dollars can buy!" ★ ★ ★

*Tune in on Major Bowes, CBS, Thurs. 9 to 10 P.M., E.D.S.T.
* Delivered in Detroit, Federal tax included. Transportation, State and Local taxes, if any, extra. Dual Horns and Cigar Lighter additional.

★ ★ ★

Hidden beneath Chrysler's easy, graceful lines is this enormous luggage locker . . . easy to get at, lighted by the tail lamps.

★ BE MODERN—BUY CHRYSLER!

I ALWAYS WANTED TO COOK THIS WAY SOMEDAY!

"Land sakes, Henry, I feel like a young thing just starting housekeeping! I can't believe yet that I own an economical Hotpoint Electric Range. Now we're really modern!"

1. *"Here's what tickles me*—there's no grime to smudge my kitchen or mar my pans. A swish of a cloth cleans the whole range! And I've got my choice of *five* cooking heats. That means *no wasted current!* And look...

2. *"... there's hardly any shrinkage* in this crisp, brown roast because it's cooked in its own juices—not dried out. You see, the Hotpoint oven automatically puts the right amount of heat exactly where you want it. Just think . . .

3. *"... it's so perfectly safe* there is absolutely nothing to worry about when Edna's children come to visit us. Really, Henry, how did we ever get along without an economical Hotpoint Electric Range?"

Truly Modern Hotpoint Electric Range Assures 100% Cooking Results With Ease And Economy

Measured Heat
Simplifies cooking—saves time, labor and money—ends guesswork

NEW CALROD
Cooking Unit
With self-cleaning coils and five measured heats. Starts faster and cooks more economically than ever before. To get the exclusive advantage of Calrod, be sure the range you buy is a Hotpoint.

AS LITTLE AS **$1.04** A WEEK BUYS A HOTPOINT ELECTRIC RANGE

THE ARISTOCRAT (MODEL RC4)—All-porcelain, inside and out; 3 Calrod Surface Units with Measured Heat, and new Hi-speed Thrift Cooker; All-Purpose Oven with Measured Heat, Interior Flood Light and Automatic Electric Timer Clock.

Investigate The Low Cost Of Electricity For Cooking

Edison General Electric Appliance Co., Inc.
5603 W. Taylor St., Chicago, Ill.

Hotpoint
ELECTRIC RANGES

SEE ME IN "BLAME IT ON LOVE" —HOTPOINT'S HOLLYWOOD MOVIE. YOUR HOTPOINT RETAILER HAS FREE TICKETS!

JOAN MARSH

yet. Well, both theories of keeping the house cool can be right. It depends on where you live and in what kind of house. If you live in an insulated house in a Northern state, a house with stone or brick walls for instance, you'd do best to keep the windows closed and the shades drawn during the day. Even an insulated frame house in this locality will be cooler with windows closed but it should at least have attic ventilators. But in Southern states you'll roast yourself alive in a house of thin construction if the windows and ventilators aren't open. Here you need the windows open and ceiling and attic fans. This is because the circulation of air has a cooling effect even if there is no temperature change. But then again a thick concrete or adobe walled house in the South will stay cooler with the windows closed by day. Such things have to be figured out.

And here's a case history in attic ventilation. The owner, Mr. R. H. Ross, fixed up a new bedroom in the attic of his house and kept records of the temperatures before and after ventilators were installed. The temperatures are shown in the charts. Mr. Ross writes as follows:

"In our new home an attic room was part of the original design, but wasn't completed when the rest of the house was built. While finishing the room later myself, I decided that a record of the temperatures reached in various parts of the house would be helpful information. Figure 1 is a sketch of the interior construction of the attic space showing that a large part of the attic room's ceiling is against the roof rafters. This permits the attic room to absorb heat almost directly from the hot roof on warm sunny days and accounts to a large extent for the high temperatures reached in this room.

"In my chart, Figure 2, four curves show the temperature reached in (4) the attic space, (3) the attic room, (2) a bedroom having a large attic space above it and insulated with four inches of rock wool, and (1) outside in the shade on a hot day. This was *before* ventilators were installed in the attic space. These readings were made on a clear sunny day with all windows closed so that nearly all the heat reaching the interior of the house would be due to radiation on the roof. As can be seen from Curve #3, the temperatures reached in the attic room were too high for comfort. A very decided decrease in the temperatures in the room was made by the installation of ventilators in the attic space. These ventilators were of the louver type and were placed in the east and west ends of the attic. The temperatures for the same locations *after* the ventilators were installed are shown in Figure 3.

"While this data cannot be applied to every attic exactly, I believe that certain conclusions applicable to most attics can be drawn. For example Figure 2 shows that the temperature in an unventilated attic space may easily exceed 130 degrees on a hot day and the temperature in an attic room may be well over 100 degrees. By ventilating the attic space, however, such rooms may be made fairly comfortable by nightfall as shown by Curve #3 on Figure 3. It must be remembered though that these measures will not keep a room cool unless the outside air drops in temperature at night. When the outside air remains hot and humid the best expedient is to put in an attic fan. This fan should be installed to draw the outside air in through the bedroom windows, up through the attic space, and subsequently out through the ventilators."

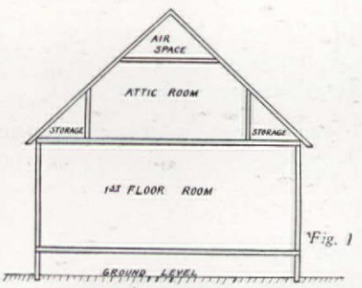

Fig. 1
Interior construction of attic room.

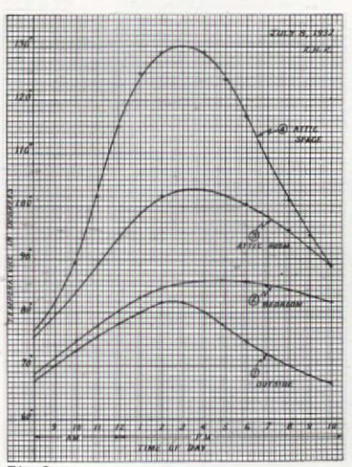

Fig. 2
Temperatures before ventilating

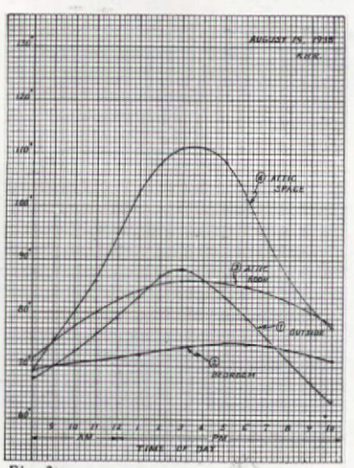

Fig. 3
Temperatures after ventilating

The Case of

DICK GAY

who solved a life insurance problem that puzzles many wives

The other night, Mary asked Dick an important question. "If your insurance money were paid to me all at once," she said, "how would I handle a large sum like that?" Dick reassured her. "Don't you worry, one of the first things the Prudential man showed me was how to leave my insurance money so that it will do all the things I want for you and young Jim . . ."

How can a man leave his life insurance money to best fit the particular needs of his beneficiary?

When a man takes out life insurance he usually has a pretty definite plan in his mind of exactly what he wants his insurance money to do. Sometimes that plan may be accomplished best by a lump-sum settlement—but in many cases, such as Dick Gay's, a cash settlement of this sort raises difficult financial problems for the beneficiary. For that reason, Prudential Ordinary policies offer 4 different methods of settlement . . . each designed for a specific purpose.

Q: What are the 4 methods of settlement The Prudential offers?

A: *First*, the insurance money may be paid in cash in one lump sum, leaving the beneficiary free to use it in any way.

Second, a monthly income of a definite amount can be set up for the beneficiary's entire lifetime. Thus, the beneficiary is assured a guaranteed income as long as she lives and is not faced with the problem of handling a large sum.

Third, a definite income for a definite period may be arranged. The income may be paid monthly or less frequently, as desired.

Fourth, the insurance money may be left with The Prudential at a guaranteed rate of interest, which is paid to the beneficiary each year. Arrangements may be made for withdrawal of the principal, if desired.

Q: What if the insured does not specify a particular method of settlement?

A: In such cases, the beneficiary may make the choice at the time of the death of the insured.

Q: May any of these methods be used in combination?

A: Yes. For example, here's how Dick Gay and the Prudential man arranged for the life insurance money to be paid if Dick should die tomorrow:

First, The Prudential will pay Mary $2,000 in cash at once to take care of immediate expenses.

Second, Mary will receive $150 a month until young Jim reaches age 18.

Third, at that time, Mary will receive an extra $100 a month during Jim's four college years.

And Fourth, the balance of the insurance will be paid as a guaranteed monthly income for the rest of Mary's life.

This is only one example of how the 4 Optional Methods of Settlement in Prudential Ordinary policies help a man plan for the future. If you would like to have a plan drawn up to fill the particular needs of your beneficiary, see your local Prudential representative, or write the Home Office.

The Prudential

HOME OFFICE: NEWARK, N. J.

INSURANCE COMPANY OF AMERICA

BRIDE'S PIE—Baked on Ice!



MRS. KNOX'S
BRIDE'S PIE

(Filling for one 9-inch pie—uses ¼ package)

1 envelope Knox Gelatine
¼ cup cold water
3 egg yolks
1 cup milk
½ cup sugar
3 egg whites
½ cup cocoanut, shredded
⅛ teaspoonful salt
1 teaspoonful vanilla
1 teaspoonful lemon extract

Soften gelatine in cold water. Beat yolks slightly with sugar. Add milk. Cook in double boiler until of custard consistency, stirring constantly. Add softened gelatine to hot custard. Stir until dissolved. Add salt. Cool. When beginning to thicken, fold in stiffly beaten egg whites, cocoanut, vanilla, lemon extract. Pour into baked pie shell or pie plate lined with thin strips of sponge-cake. Chill in refrigerator. Sprinkle with toasted cocoanut before serving. May be garnished with whipped cream. This and pastry shell add to calories.

NOTE: Don't confuse Knox Gelatine with factory-flavored gelatine desserts which are about 85% sugar. Be sure to use pure Knox Gelatine.

AND ONLY ½ THE CALORIES OF ORDINARY COCOANUT CREAM PIE! So simple to make—and so kind to your figure! That's Bride's Pie—only 245 calories in each serving compared to 519 calories a helping of ordinary cocoanut cream pie. Now you can have desserts, salads, candies that please your husband but keep your figure streamlined. Mrs. Knox's book for weight-watchers, "Be Fit—Not Fat," has dozens of recipes with ⅓ to ⅔ less calories than ordinary dishes—even low-count butter and mayonnaise! Send for your free copy of "Be Fit—Not Fat."

KNOX GELATINE

IS PLAIN UNFLAVORED GELATINE—NO SUGAR

Special FREE Offer Want to keep fit—avoid fat? Send for new diet principle and 30 streamlined recipes—all in the new Knox booklet "Be Fit—Not Fat." Limited edition, so mail coupon today for your copy! Also free, "Mrs. Knox's Quickies," a booklet of recipes that are remarkable time-savers. Knox Gelatine Company, Box 76, Johnstown, N.Y.

Name_____

Address_____



Picturesque information for the travel logs pool at sunset in Blaksley Gardens, Santa Barbara, pleasant and cool

FAMILY TRAVEL LOGS

JULIA J. GUNTHER

THE MacDougals have a unique distinction in our neighborhood. They have made comprehensive travel logs, charting everything from dangerous curves to where to buy "Aristocratic Hamburgers," on their annual motor trips from their home in San Jose, California, to the ranch near Trout Creek, Montana, where Mrs. MacDougal's mother and father live. The whole family, including the twins of high school age and young David, works on these logs that are the envy of the neighborhood and often borrowed by friends planning a trip over the same territory already covered by the MacDougals' time-worn car, "Miles."

If you have never made a travel log, say the MacDougals, you have missed one of the real experiences of motoring. For enlivening a long trip, there is no diversion like it and if that trip is one you make every year the log furnishes not only amusement but useful information for succeeding journeys.

A good log gives complete road directions, indicating sharp turns, deceptive road junctions, narrow bridges, overpasses on curves, steep grades and blind streets. Mileage tables from town to town indicate where service, camps, rest stops, drinking water, and hotel or cottage accommodations are available. Prices of food and accommodations are jotted down, although these may change from summer to summer.

It takes two to make a log. In the MacDougal family, Dad and June work well together. When June's twin John drives, Mother sits in the front seat with him as chief log maker. The rest of the family in the back seat help to verify information. The driver dictates all road directions. The log maker jots them down in orderly sequence in a small, loose-leaf notebook that folds flat.

A definite and easily located center in a main town is chosen for the starting point, at which the trip mileage indicator is set at zero.

Designed for pleasant living . . . and you the designer

The way you let the light come in . . . the way you arrange a lovely bowl of flowers . . . the way you serve good things to eat or drink . . . adds freshness to a pleasant way of living.

And *the pause that refreshes* with ice-cold Coca-Cola is one of the pleasant things of life. It adds to relaxation what relaxation always needs . . . pure, wholesome refreshment.

***Yellow Roses,*— one of a series of flower arrangements illustrated and diagramed in the book offered below.**

The Six-Bottle Carton

Size of book 7⅝" x 7⅝"

Get this beautiful book

• "Flower Arranging" by Laura Lee Burroughs contains 48 exquisite color reproductions of flower arrangements and many practical suggestions on this rapidly growing and fascinating art. Send your name and address, clearly printed, enclosing ten cents (coin or stamps) to cover cost of handling and mailing, to The Coca-Cola Company, Atlanta, Georgia, Dept. A.

Coca-Cola should be served ice-cold. Be sure to precool the bottles in your refrigerator. Then use ice in an attractive arrangement to keep them cold. It's always convenient to buy Coca-Cola,— for your dealer has it in the handy six-bottle carton.

COPYRIGHT 1940, THE COCA-COLA COMPANY

Look what's here— FREE COLOR-STYLING FOR YOUR HOME!

It's something entirely new and different in Paint and Color... something you, who are about to paint, simply can't afford to miss! It's *color-styling* for your house, for every one of its rooms ... color-styling as you've never seen it before!

IMAGINE an enormous presentation of 120 huge pages ... each page over two *square-feet in size.* Then think of 143 gorgeous, true-color illustrations ... including page-after-page of full-color "Kodachrome" photographic reproductions, filling each page from edge-to-edge. Pictures so vivid ... true-to-life ... you'll feel you can actually enter the doors of the homes they show or step right into the rooms they portray!

THAT'S but a glimpse of this amazing new Sherwin-Williams Paint and Color Style Guide—now on display at your neighborhood Sherwin-Williams Paint and Color Headquarters!

IN a nutshell, this new Sherwin-Williams Paint and Color Style Guide is a free, exclusive Sherwin-Williams Service that offers you the benefit of authentic color-styling created by leading decorators—at no cost or obligation to you. It's the easiest and most economical way to color-style your entire home ... add up-to-the minute color distinction to its exterior ... true color harmony to its rooms.

SEE the Style Guide at your Sherwin - Williams dealer's store or get in touch with one of your local painting contractors authorized to offer this Paint and Color Style Service.



SEND THIS COUPON for free Sherwin-Williams 1940 Home Decorator. Contains, in miniature, many of the full color photos shown in the S-W Paint and Color Style Guide. Address The Sherwin-Williams Co., 101 Prospect Ave., N.W., Cleveland, Ohio, Dept. A 3.

NAME.....

ADDRESS.....

CITY.....STATE.....

SHERWIN-WILLIAMS PAINTS

BE SURE WITH A RELIABLE PAINTING CONTRACTOR USING SHERWIN-WILLIAMS PAINTS!

Copyright 1940, The Sherwin-Williams Company

History comes alive on this signboard, marking the place where Fort George stood

Exact replica of Fort Rains Memorial Blockhouse, 39 miles east of Vancouver

Points to be recorded are measured from that zero up to eighty or ninety miles. When the miles mount that high, it is easier to find a good junction to terminate the first section of your log, than to carry the figures on into the hundreds. The terminal spot of section one becomes the zero point for the second section. Short sections have the advantage of giving flexibility in the use of the logs when one is planning new routes to travel.

This family log includes still more than mileage and road directions. Each member of the family writes in the data bearing on his particular hobby. That is what makes a loose-leaf notebook ad-

See laundry hints on pages 51 and 52

• laundry hints

1. Remove stains and mend rips, holes, and tears before laundering.
2. Use a salt fixative only if absolutely necessary to stop bleeding because salt is alkaline and makes hard water scum which prevents the formation of good frothy suds.
3. Wash whites, vivid colors, and delicate ones separately.
4. Use warm water for sprinkling. Smooth and roll curtains firmly so dampness will penetrate evenly. Never sprinkle silks or synthetics.
5. Use warm water; never sprinkle silks or synthetics.
6. Never wear jewelry while laundering. Put in labeled boxes before they are stored away for the season.
7. You can safeguard fine and rare laces by basting them to a piece of muslin; then wash by shaking in a fruit jar three quarters full of lukewarm suds. Rinse the same way; put in Turkish towel and pat to remove moisture.
8. A little starch for all cotton draperies except soft woven fabrics prevents that flimsy look and makes them slightly more dirt resistant. Draperies should be cleaned, aired, and put in labeled boxes before they

Additional hints on page 80

Build an *Extra Room* at Low Cost with FIR-TEX Insulating Color Panels

"Only $42 of FIR-TEX paneled this game room"

Only $48 of Fir-Tex paneled this attic room. "$48.00 worth of Fir-Tex brought a million dollars worth of happiness for our twins," says their mother. The room above is paneled in Fir-Tex Wheatkote and Ivrykote.

•

Ask your Fir-Tex dealer, or building contractor, just how little it will cost to build a game room, attic room or other room in your home with Fir-Tex.

Your Choice of 5 Beautiful Shades

Ivory, Wheat, Blue, Apricot, Green

A few dollars—a few hours—and *you* can have an exciting new game room in your home. Build your new room with Fir-Tex. It is economical; goes up fast; is clean and easy to handle. Fir-Tex is *Twins*, because it does the double job of (1) forming the walls and ceiling and (2) insulating. This inexpensive paneling is everything you need to finish walls and ceiling. No lath, plaster, wall paper or calcimine needed! Colors are *baked on* for permanence. Fir-Tex can be cleaned with a damp cloth. The glazed surface doesn't attract dust. You can re-do the panels in any color you wish at any time.

FIR-TEX
INSULATING BUILDING BOARD

VALUABLE BOOK FREE

Mail coupon for free copy of "Fir-Tex is Twins"; beautifully illustrated in full color. Contains many practical suggestions for improving the home. *Mail to*—

FIR-TEX
Porter Building, Portland, Ore.

*Name*_____ AH-J

*Address*_____

SPEED SECRET! New UNIVERSAL Superheat Unit—fastest by test. Efficient, economical, easy to clean.

UNIVERSAL
ELECTRIC RANGE

See the amazing Superheat Unit, Mult-I-Heat Control and other UNIVERSAL features today. They bring thrilling new ease, speed and economy to cooking.

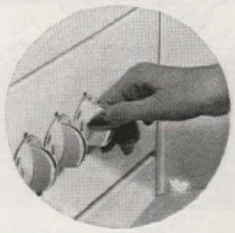

FOR THE FIRST TIME on any electric range —Mult-I-Heat Control. Dials any of 101 different heats.

You Hold The Stop Watch

Prove new UNIVERSAL speed for yourself. Make the unique "Stop Watch Speed Test" at your local Universal dealer's today.

UNIVERSAL ELECTRIC RANGE
LANDERS, FRARY & CLARK, New Britain, Conn.

METALANE* is practically invisible on white painted windows and doors

You can have windows in your home that will give silent protection and stay beautiful as long as your house lasts—merely by making certain that the weatherstrips for all windows and doors are made of MetaLane, that remarkable new metal especially created for weatherstrips. Silvery MetaLane will never change color, never oxidize, never tarnish, never stain paint, stone or woodwork ... in any climate. Instruct your builder that you want genuine MetaLane Weatherstrips on all of your windows and doors. Monarch Metal Weatherstrip Corporation, 6349 Etzel Ave., St. Louis, Mo.

Monarch METALANE WEATHERSTRIP
MFD. ONLY BY MONARCH METAL WEATHERSTRIP CORP. · ST. LOUIS
*REGISTERED U. S. AND CAN. PAT. OFF.

visable. Dad MacDougal, for instance, jots down for future reference the name of the garage where a young electrical wizard cleaned the armature for him for a dollar and a half, instead of trying to sell him a new one at several times that figure. Mother makes a note of the hotel that serves half portions for children with a proportional discount in price. June enters data on good picture stops, photography being her hobby. John copies all the historical information he can glean from historic markers and monuments.

Everything and anything are meat for young David's lively curiosity. It knows no bounds, as yet; exercises no discrimination. When the twins objected to his numerous illegible scrawls about service stations that kept zoos as a side attraction and Chambers of Commerce that gave free pictures of scenic attractions, he

Sketch by John Jarvis

"I've gotta know pretty quick. Where'll it be—New York World's Fair or San Francisco Exposition?"

• extra hints

9. Lined draperies are very apt to streak while drying unless the lining is removed or the stitches are opened at one end and an old towel or cloth inserted between lining and drapery.

10. Remember that soap flakes lose their cleansing power when the suds die down, so when this happens either make a fresh solution or add enough more flakes to whip up rich, lively suds.

11. If velvet or velour pile is wrinkled, marked, or crushed, put it, pile side up, over a hot iron heavily padded with damp cloths. Brush the nap gently as the steam rises.

12. Three sheer curtains may be dried over each other on the stretcher.

13. A sheer curtain with a rip or hole that would be noticeable if mended may be camouflaged. Dip a small piece of the sheer fabric in cold starch solution and iron it onto back of curtain hole.

14. A few tablespoons of ammonia in the rinse water brightens dull colors.

15. See that your laundry department is efficient and cheerful—and that you have all necessary materials on hand *before* you start work.



Save time, trouble and expense with a Cutler-Hammer Multi-Breaker

Why tolerate the blown fuse nuisance any longer? Why hunt fuses in the dark . . . or break off in the midst of preparing a meal to go to the store for the new fuses you forgot to buy? Why stumble down dark cellar stairs and fumble in the old fuse-box wondering what to do? The Cutler-Hammer Multi-Breaker ends this annoyance forever. It is installed in the kitchen or any other convenient place. And when service goes off, all you do is reset a tiny lever that has snapped out of position. Nothing to buy . . . nothing to replace! Service is restored in the twinkling of an eye . . . even by a child! The average new home can have this modern and safe protection for less than $5.00 additional. Also easily installed in old homes. How much will it cost *you?* What are *all* the facts? Write today for our free booklet "Goodbye to Fuses." CUTLER-HAMMER, Inc., *Pioneer Electrical Manufacturers,* 1395 St. Paul Ave., Milwaukee, Wis.

CUTLER-HAMMER
MULTI-BREAKER
C-H

FREE BOOKLET—Tells facts about new, better home electrical protection. Write TODAY for your copy.

ROSEVILLE
DISTINCTIVE DESIGNS IN MODERN ART POTTERY

Whether for your home's adornment or for gifts to others (now it's June Brides and Anniversaries), you can make no happier selection than Roseville — extraordinarily beautiful in color and contour. Over fifty charming pieces in each design, with choice of three rich, dominant colors, subtly blended. Genuine "Roseville" embossed on bottom of each piece. Modestly priced at leading stores and gift shops.

Write for free 24-page booklet beautifully illustrated with decorative settings, and with superb examples of ancient and modern ceramic art.

SEND FOR FREE BOOK

Roseville Pottery, Inc.
Dept. A60, Zanesville, Ohio
Please send me your illustrated 24-page booklet on Decorative Pottery.
Name_____
Address_____

began an independent record. Only he can decipher most of it, but his Nonsense Book, as the rest of the family dub his record, yields a surprising amount of miscellaneous information.

By consulting it, you will learn that on Highway 99, thirty miles out of Eugene, Oregon, you can buy "Aristocratic Hamburgers." David has yet to sample one of the aristocrats. It is one of his many as yet unfulfilled ambitions.

Children who are encouraged to use their eyes and ears—and yes, their tongues, too—in traveling, return in the fall with an amazing fund of general information.

"DAD, what's custom hatching?" asks young David as they pass a hatchery on which the strange term appears. He is duly impressed by Dad's encyclopedic fund of knowledge on being told that it means the farmers of the region may take settings of eggs from their own hens to the hatchery to be hatched.

Or it may be, "What'd that fellow mean by color picking peaches?" after he has overheard at a service station a tirade against a farmers' cooperative inspector who was too particular about the degree of ripeness necessary before peaches could be picked. The new phrase may be all that is entered in the Nonsense Book, but much more than that is recorded in the youngster's busy mind.

To maintain his reputation for encyclopedic knowledge, Dad has taken to asking for more and more information about the country himself, wherever and whenever he can get it.

"David's a living question mark, if there ever was one," complains Mother, laughingly to Dad, when they are at last alone after a day of travel.

"I've noticed that children who are question marks grow up to be much more intelligent men and women than those who all their lives are mere exclamation points," is Dad's invariable answer. "I never did hold with the adage that children are to be seen and not heard. I'd be a smarter man today if I'd not had that, in place of the information I wanted, dinned into my ears as a child every time I asked a question.

"You're smart enough," Mother comforts him.

In the days before the family began making their logs, their overnight stops were fewer than now. Dad boasted in those days of his mileage each day, resenting any delay that interfered with his record. It took a near-accident to shake sense into him. That was back in 1936. There was a heart-stopping moment on that summer's trip when the brakes failed to catch and the car skidded on a curve. When it finally came to

$99.50* ..AND IT'S A BENDIX HOME LAUNDRY

Now EVERY Home Can Have a Modern Laundry



BASEMENT BEAUTIFUL! Use your laundry as a playroom! Bendix does away with ugly set tubs, takes up only four square feet. Floors stay clean and spotless, too . . . Bendix is all-enclosed, won't let water spill out.

LEADING ARCHITECTS specify Bendix in prize-winning plans because of its great versatility and economical installation. Bendix is installed in bathrooms, closets, first floor utility rooms and kitchens. Saves expensive plumbing, eliminates initial cost and installation of set tubs.

TRADE IN your old washer . . . it may be worth more than enough to cover the down payment. Bendix can be purchased on easy monthly terms.

IT'S easy to own a Bendix! This amazing SUCCESSOR to the washing machine now sells for less than the price of many ordinary washers. Pays for itself in time and labor saved alone. Does all the hard work for you—*hands need never touch water!* Bendix uses less soap and bluing, no more electricity. Protects you from tragic washday accidents . . . has no exposed moving parts to catch hair or hurt fingers. Ask for a Free Home Trial today or mail coupon below.

Copyright 1940, Bendix Home Appliances, Inc.

Bendix Home Appliances, Inc., 3303 W. Sample St., South Bend, Indiana.

FREE HOME TRIAL. I would like to have a FREE TRIAL of the Bendix Home Laundry in my home. I understand that this places me under no obligation. Will you please see that this is arranged? Thank you.

Name_____
Street_____
City_____
State_____ Phone_____

*Model U, $99.50. (Same oversized capacity as the De Luxe Model.) Slightly higher in Southwest and west of the Rockies. Small installation charge.

Priced to please your budget-

ALUMINUM WINDOWS

Residence of Mr. Wilbur Detwiler, Columbiana, Ohio



Modest house or mansion Aluminum Windows add to the livability of a home

GET PRICES on windows, *completely installed*. Then compare the cost with that for less permanent windows. And consider that Aluminum Windows save you money year after year. They never need painting. There's no rusting or rotting to require expensive replacements of parts.

Aluminum Windows retain their youthful habit of opening and closing easily; there's no warping or swelling. The strong, narrow Alcoa extruded shapes of which these windows are made give maximum glass area; make them permanently weather-tight.

If you're planning a new home, send for the book, "Windows of Alcoa Aluminum." It lists the manufacturers from whom these windows may be purchased and gives window details. Aluminum Company of America, 1906 Gulf Building, Pittsburgh, Penna.

ALUMINUM WINDOWS

MADE OF ALCOA ALUMINUM

Reg. U.S. Pat. Off.

stop, fortunately right-side up, its front wheels were trying to climb a signboard. When Dad was able to raise his eyes, reassured that no one's skull was cracked by the jolt, he read the sign: "Bring 'Em Back Alive." June climbed out from beside him, pale, but still able to laugh.

"I've got to get a picture of that," was her only comment.

"And I've got to make a note of that curve so I'll never try that again at forty per," resolved Dad.

The beginning of the famous family travel logs was as simple as that. Dad's first zero point was that signboard on the Oregon road, from which he recorded the distance to the next town.

Shaken and chastened by the experience, the family slowed down for the rest of that trip and were amazed at the wealth of things they began to discover that they had never noted before.

The twins have profited most. Over the last three years, fifteen-year-old John has developed a passion for maps and map-making. His eyes note every topographical feature with the accuracy of a camera. He insists that the altitude be noted for every summit. He drives Mother distracted with his constant, "Foot of grade! Top of grade!" or his abrupt "Change that 10.5 back there to 11.5, will you? We hadn't reached the summit back there." Home from the trip he spends his spare time drawing his own maps to illustrate the logs. His collection of road maps includes everything obtainable from oil stations, Chambers of Commerce, and ranger stations along the road. When any question of distance, grade, or exact location comes up, John is the recognized authority.

June's camera has made a creditable picture record of the summers. Her desire to take pictures having exceeded the money she had to spend on prints, she learned to develop and print her own. Historic buildings such as the old blockhouse at Fort Rains, Washington, or the John Marsh home near Brentwood, California, are her delight.

The high point for both the twins last summer was their discovery, at Astoria, Washington, of the location of historic Fort George, with the exact size of the powder magazine and other buildings painted in white lines on the modern streets, and a plan to explain it all posted conveniently on a near-by corner.

"Bring 'em back alive"—mentally as well as physically—has become the travel slogan of Dad and Mother MacDougal, and the record of that aliveness in their family travel logs makes entertaining reading, whether they are reliving the summer trip in the winter months, or using the information to plan a still more interesting trip for the next summer.

Spare the rod and spoil the child!

[*Continued from page 70*]

"That, son is roe and is—" Their father's casual explanation of some of the facts of life was as natural as the woods and water around us. Fish have such an impersonal love life that it is easy to treat the subject with George Washington frankness.

While the three "men" were in Seventh Heaven broiling the trout, I relaxed against a cedar log, staring beyond them—into the future. That scene was living proof that family recreation is a sure way to build relationships which can withstand the pull of adolescence, when childish discipline must give way to friendly council. Companionship is the strongest hold that parents may have over the Age of Rebellion.

Wisps of smoke, the delectable odor of browning fish and shouts of glee. I was pulled back to the fire—and the present. "Here's yours, Mommie. It's the biggest one we caught and I got him!" Bill might have been bestowing the crown jewels upon me! No trace here of his old feeling of inadequacy or shyness!

"Wait a minute, Mother. Take mine; it is browned better." Bob was still painstakingly turning his fish over the coals. Our impatient little son was learning that haste makes waste. I accepted Bill's rather charred trout, knowing that it represented a certain degree of mastery over that budding inferiority threat of his. One dramatic success may be the basis for change in one's whole mental attitude and outlook on life.

"May I seat you at the dinner table" Twinkly-eyed, Bob scooped sand from a hole and pushed me in. Laughter, fun, and the very best trout in the world! I thrilled at the camaraderie of the moment. I had seen their improving coördination as they handled the rods, their very evident enjoyment of our day together. But what I couldn't see was how much their minds had grasped. Patterns of behavior which had only been words before had now been unforgettably illustrated for them.

Take your tedious bromides out in a rowboat—and see them come to life! When your youngster presents you with his hand-broiled trout on a fragrant cedar slab, take it reverently for there is more there than meets the eye!

Heat HOME or CAMP

WITH this FIREPLACE

Circulates Heat... Warms Entire Room

Build a Heatilator in home or camp and enjoy the solid comfort of circulated heat that warms every corner of the room—and even adjoining rooms. Proved all over America. Thousands of owners say it cuts home heating costs because it saves weeks of wasteful furnace fires every spring and fall. In mild climates it is frequently the only heating unit used.

Architects recommend it for quick, uniform heating of basement rooms. It makes camps usable weeks longer—even for winter week-ends.

WILL NOT SMOKE

Concealed inside the masonry, the Heatilator is a double-walled steel form around which any style of fireplace is correctly built. Eliminates the usual causes of smoking. Saves firebrick and other materials. Adds but little to fireplace cost.

Send a postcard today for complete information about this modern fireplace.

HEATILATOR COMPANY
416 E. Brighton Ave.,
Syracuse, N. Y.

HEATILATOR Fireplace

CHASE
Lighting Fixtures

Chase fixtures bring good design to scientific lighting . . . both beauty *and* better light to every room in your home. Over 250 to choose from, priced from $2.10 to $60.

FREE CATALOG

Chase Brass & Copper Co.,
Waterbury, Connecticut Dept. 16.

Please send me a copy of your new 68-page Lighting Fixture Catalog.

Name_____

Street_____

City_____ State_____

New books on garden enjoyment

JUST as we finished putting together for this issue the articles designed to inspire and, we hope, help you to more real, outdoor living, we received a new garden book with a rather unwieldy title* dedicated to that very same objective but with reference exclusively to California. Its limitation of interest is logical (because of the climatic adaptation of that state to year 'round garden enjoyment) and advisable (because California gardening is a subject big and complex enough to fill any ordinary volume). Deliberately elementary, it is especially helpful when it discusses natural conditions and their effect on gardening operations; principles and practices of designing and landscaping home grounds; plants suitable for California and their special uses, and practical details of making lawns and flower beds, planting, pruning, etc. It contains valuable plant lists and some interesting tables and charts; and the style is conversational and breezy — sometimes, in our opinion, a bit irritatingly so. According to basic horticultural facts applicable everywhere, we are inclined to question certain of the author's statements about soils and their care, plant foods, and pest control practices. For example, not even in California, we think, can it be said that manure and lime, if used in combination "neutralize each other;" that bonemeal and wood ashes will "throw neutral or alkaline soil over on the acid side"; that tree surgeons worthy of the name are ever observed sending big branches "crashing to the ground;" that Semesan is a recommended spray material for combatting rust, or rotenone for fighting mildew. Also we suspect that the lack of any reference to black spot of roses is due not to California's freedom from that exceedingly important disease, but to the fact that the author may happily be, as yet, unfamiliar with it. However, there is so much good advice and useful information in this easy to read book, and there are so many ways in which additional information can be obtained on particular, technical matters, that beginning gardeners in or on their way to California should find it definitely helpful.

* "The How, When, Where and What of Gardening for Fun in California" by Jean-Marie Consigny. George Palmer Putnam, Inc., Hollywood, California, $2.50.



DOUBLE COURSED
Red Cedar Shingle
SIDE WALLS
THE BETTER WAY TO BUILD

SIDE-WALLS covered with double-coursed Certigrade Cedar Shingles and given a very wide exposure create a strikingly attractive appearance . . . adaptable to the Colonial and Cape Cod as well as today's modern small home designs.

The deep butt shadows are most attractive and give the appearance of much more expensive construction. The double course adds greatly to the known insulating qualities of the shingles. Double-coursing is economical because of the greater allowable exposure to the weather (from 12 to 16 inches) and the use of No. 2 or 3 grade Cedar Shingles for the under-course.

Though double-coursing is quite simple, we will gladly send you technical data and details for consultation with your architect or contractor. Write Red Cedar Shingle Bureau, Seattle, Wash., U. S. A., or Vancouver, B. C., Canada.

Send 10 cents for "HOME PROTECTION", a booklet you'll find most helpful if you contemplate building or repairing. Address Red Cedar Shingle Bureau, Seattle, Wash., or Vancouver, B. C., Canada.

FOR GUARANTEED GRADES AND QUALITY, SPECIFY—
CERTIGRADE
Red Cedar CERTIGRADE Red Cedar SHINGLES *Shingles*
Certigrades pass official inspection for grade and quality.
Sold only by established lumber dealers.
GENUINE CEDAR NOT IMITATION

Good News TO Family Men

NOW... *Your Whole Family can have Low-Cost Accident Protection*

If you can't afford hospital bills, you'll want one of our new commonsense family accident policies. Actually dirt cheap, this new type of insurance gives you the sound protection you've always wanted. It covers your wife and children — anyone from 6 to 60 years. It bears the brunt of the heavy accident bills — hospital rooms, x-rays, operating room, anesthetics laboratory work, operations and dressings. It relieves you in knowing that your family will get the best in hospital and surgical care when hurt, without any strain on your pocketbook.

Get this FREE pamphlet that explains all

Send coupon *now* for a free pamphlet explaining in full this brand new accident insurance — offered by an old reliable company. It gives the surprisingly low rates and tells how you can get this protection from your local Employers' Group Agent.

The EMPLOYERS' GROUP

Practically every form of insurance except life

110 Milk St., Boston, Mass.

Gentlemen: Send me, without obligation, your pamphlet explaining your new low-cost family accident insurance.

Name.....

Address.....

.....

Although published a few months ago, the latest book by Constance Spry† merits mention here for it, too, deals with the joys to be had from gardens, plants and flowers, even though in a completely different way from the work just reviewed. Marked by the literary charm and clarity so noticeable in garden books by English writers, it reveals a new, interesting side to this friendly, dynamic woman who, in 1938, came over to tell us about the methods of flower arrangement that have made her famous in Great Britain, and that have subsequently won her acclaim and popularity here. For she is not only a florist and floral artist; she, too, has known the "struggles and pains and delights" of creating gardens, and we can be glad—both for her and for ourselves—that in letting her American friends share a little of her "garden and flower life" she has written as one who no longer feels herself a stranger. She chats about garden making and the enjoyment of things that gardens yield as she has known them in England—from the time when, as she says wistfully: "It was considered no part of my duty [as a child] to work in the garden . . . on holidays I picked the flowers, climbed the trees and ate the fruits, but learned nothing at all about how to grow them"—and also as she has observed them in the United States, with an amazingly keen, discerning eye and a most engaging diffidence and humility for one endowed with an English horticultural background. She tells of results she has achieved, and of others she has admired and would like to duplicate; of successes and disappointments such as make all gardeners kinfolk; of favorite recipes for different seasons that set one's mouth watering. And in four dozen lovely illustrations from photographs she mingles outdoor scenes with examples of her characteristic and effective flower arrangements. Unique in that it is a book written by an English authority (and yet published by an American firm) for American readers, this work is a welcome addition to our garden literature.—E.L.D.S.

† Constance Spry's "Garden Notebook." Alfred A. Knopf, New York. $3.



If this Beauty **isn't Built-in— it can't be moved in**



True beauty costs no more—not when you have Curtis Architectural Woodwork in the home you build or remodel.

Just look at these examples—only a few of the complete line of Curtis Woodwork. Don't they radiate charm—extend a friendly welcome? And they will add to the comfort and value of your home!

Since 1866 Curtis has made fine woodwork. We *know* how your home can have the charm of true architectural woodwork at really low cost! Woodwork designs by America's foremost architects are produced by Curtis in quantity to reduce their cost to you. In the Curtis line you'll find entrances, mantels, china cupboards, stairways, doors, etc., suiting the architectural style of every home.

Before you build or remodel, see Curtis Architectural Woodwork. We'll send you a *free* booklet now. *Mail coupon. If you live in Canada, write to W. C. Edwards & Co., Ltd., 991 Somerset St. West, Ottawa, Canada.*

1866 CURTIS WOODWORK

CURTIS COMPANIES SERVICE BUREAU
203 Curtis Bldg., Clinton, Iowa
Please send me free book on Curtis Architectural Woodwork.

Name.....

Address.....

City.....*State*.....

CURTIS WOODWORK IS SOLD BY RELIABLE DEALERS EVERYWHERE

1 chicken coop+1 forlorn stable=1 summer cottage

[*Continued from page 45*]

From that bright moment was the cottage born. The family architect was consulted at once. And in less time than you could possibly believe, first the stable and then the chicken coop went rolling cumbersomely across the field and down the road to a cleared spot on a wooded acre a few hundred feet away.

The technical problems of achieving a house in this fashion are relatively simple. Any good country contractor takes house-moving in his stride and thinks nothing of it. The physical feat is nothing to worry about. On the other hand, joining two entirely unrelated units and blending them into a whole, harmonious house that looks as if it had grown that way from the beginning is something else again. Just as much as ever must one consider the problem of architectural line and proportion, of fitting the house to its background, of making it *belong*. It's no job for an amateur. Even if it is to be just a simple little cottage destined for summer living, it's well worth while to consult an architect. You will know that it is as right as possible and sometime, as in this case, you may wish to make it into a year-round house.

Once on locale the chicken coop and the stable were quickly adjusted. It was necessary to raise the former about two feet to allow for head room. Instead of concrete or stone foundation the house was set upon tough chestnut posts. These were quite adequate for the purpose and saved also a great deal of money. As you can see in the illustrations, the ground slopes quite decidedly toward the back providing good drainage. Because of this fact and the ventilation beneath the house, there is never any dampness. A tight, very well laid pine floor throughout is further insurance against it. At any future time if it is desired, it will be a simple matter to build a winter foundation underneath the house.

Porches were added both back and front. The one in back is roofed and screened and actually forms another room for twenty-four-hour living, while the one in front was left open and exposed. It is better so for interior lighting, and the only toll it takes is a fresh coat of paint every year. The oriel-window built in where the stable door used to be, was part of a previous attempt at remodeling.

Inside there are three rooms, a bath, a hall, and sufficient closets. The stable of course, forms the

The path to a home of your own

A NEW book, "How to Have the Home You Want," 116 pages full of information about homeownership, is guiding many thousands along the path to a better, safer home investment.

What are *your* questions about getting that longed-for home of your own? Answer them, *now,* by getting this valuable book!

Would you like to know the characteristics of New England Colonial, Northwest American, Cape Cod or Modern architecture? Have you wondered how to plan entrances, closets . . . living room, dining room, kitchen? Do you want sound standards for judging neighborhoods, construction and home financing plans?

To help you answer these and other important questions, the United States Gypsum Company has published "How to Have the Home You Want." It covers practically every phase of homeownership. It explains how to buy and how to build. It discusses the selection of property; how best to use the services of architect and builder; tips on landscaping, decoration, the selection of equipment. It shows how to make your home safer and more comfortable with modern building materials; how developments of USG research in home construction protect your home from fire, heat, cold and deterioration.

"How to Have the Home You Want" may help you avoid mistakes—and perhaps save hundreds of dollars. Follow this book with confidence. It was prepared by USG, for 38 years a maker of quality building materials. USG materials are sold by thousands of lumber and building material dealers throughout the country.

Ask your local USG Dealer for a copy of "How to Have the Home You Want"—or mail the coupon with 10c in stamps or coin to cover cost of mailing and handling.

UNITED STATES GYPSUM COMPANY

–where research develops better, safer building materials

UNITED STATES GYPSUM COMPANY
Dept. 50, 300 West Adams Street, Chicago, Illinois

Please send me "How to Have the Home You Want."
I enclose 10c (coin or stamps).

Name.....

Address.....

City..... *State*..... 1-AH-6

IT MAKES A WORLD OF DIFFERENCE—Bring out your home's best features by styling with paint in attractive color combinations. For durability and economy insist on pure white lead paint as used on the Certigrade Californian of the Red Cedar Shingle Bureau, shown here.

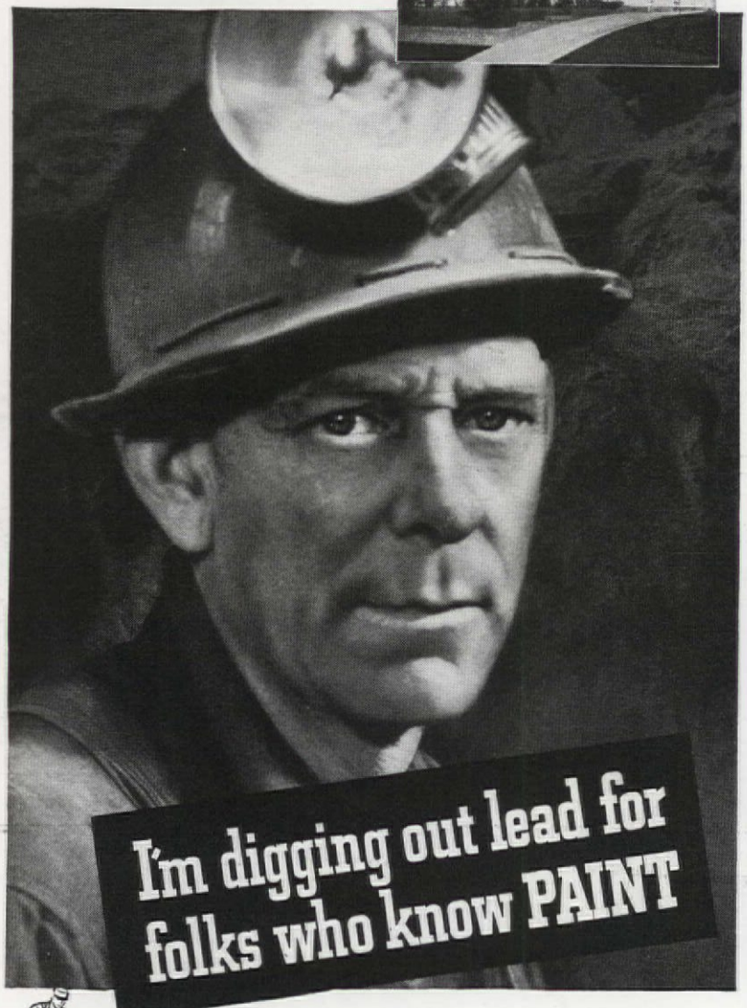

I'm digging out lead for folks who know PAINT

NOW maybe you're wondering how a metal like lead can have anything to do with the paint that's used on your house.

But it's simple enough when you know one fact—the white lead pigment used in paint is made from this tough, durable, weather-resistant metal.

So it's only natural for white lead to be tough and durable, too—able to withstand moisture and temperature changes without cracking and scaling—sealing the surface beneath from weather year after year.

That's why you're money ahead when you use a paint made with white lead. It gives you extra years of beauty and protection. And when repainting finally becomes necessary you avoid expense for burning off the old paint. You just paint right over it.

For best results take a tip from folks who've learned from experience and find out how much white lead the paint you buy contains. It's a pretty safe rule to say: the higher the lead content, *the better the paint!* You can't, for example, get a more durable paint than one containing a hundred per cent white lead. This is the kind good painters mix from lead-in-oil. In many places it is also being sold now in prepared ready-to-use form—in white and colors.

You don't have to take my word about all this — any good painter will tell you the same.

• • •

HOW MUCH CAN YOU SAVE IN PAINTING? You'll find the answer to this and other important paint questions in the informative booklet "WHAT TO EXPECT FROM WHITE LEAD PAINT." Send postcard for your free copy today.

LEAD INDUSTRIES ASSOCIATION
420 Lexington Ave., New York, N. Y.

IT PAYS TO HIRE A GOOD PAINTING CONTRACTOR

—He knows the tricks of doing a smooth, even, clean-cut job on the most difficult surfaces—work that gives you lasting satisfaction.

big studio living room, approximately 17 feet square, big enough for a Virginia reel on Saturday nights, and with its high-raftered ceiling ideal for the musician who now lives there the summer long.

Out of the chicken coop was evolved the bedroom, the kitchen, the most compact little bathroom you ever saw, the hall, and most of the closets, one each for linen, clothes, cleaning things, and china. Wallboard is the effective wall finish used throughout.

Its interior decoration, if you can call it that, is as unpretentious and as simple as its exterior. Throughout, the walls have been painted with a dull, mat-finished paint especially compounded for use on wallboard. In the big studio they are white, the dark stained rafters and the old beams of the stable, the dark waxed floor standing out in striking contrast. Like the house itself, its interior furnishings have been assembled from various places. An old, old schoolmaster's desk, still covered with its original blue paint, from some little country schoolhouse, a hand-made stretcher table made out of worm-eaten chestnut, rush-bottom armchairs that once graced the porch of a small hotel, a comfortable couch (possible guest bed), an antique mahogany table from a country auction, a piano, and a cabinet Victrola are gathered together in homely, comfortable juxtaposition, brightened cheerfully by the gay red chintz draperies which hang at the windows.

There is no fireplace—yet. An old-fashioned chunk stove does noble duty; a fireplace will come at a later date. This makes the oriel window, framing an ever-changing outdoor picture, the focal interest of the room. A collection of old blue Staffordshire and family-made pottery is on the shelves while bits of old pressed glass in the window send rainbow shafts of color into the room when the sun shines through them.

The hallway is painted white like the studio. There is no furni-

Richard Averill Smith

The bedroom in the chicken coop has a simple peasantlike color scheme of blue, red, and white contrasting with the dark wood of the Victorian furniture. This is a very sunny room, so the ceiling is light blue deepened in the chintz curtains and the flowers of the bedspread

The back porch is a favorite spot for eating. Though screened with copper wire, the vistas are unbroken by any cross pieces except architectural ones. Widths of copper screening were sewn together with fine copper wire, using overhand stitch exactly as you do in seaming

Now for the price of a new hat *you can*

MAKE YOUR NEW HEATING SYSTEM LAST AS LONG AS YOUR HOUSE



THE price of a new hat—maybe even less — is all the extra it costs to give you U·S·S Copper Steel in your furnace and duct work — and you get a heating system with 2 to 3 times the rust resistance of plain steel.

How is it done? Science has proved that when *copper* is added to ordinary steel, corrosion is cut way down. You need this protection more than ever today because so many heating systems use moist air and high temperatures. Both increase the rust hazard, compared with the old dry air systems.

All you have to do is see that the furnace you pick out, and the duct work are trademarked "U·S·S Copper Steel." You'll find a label somewhere that says so. Probably your architect or builder will automatically specify "U·S·S Copper Steel," but it's worth while checking to make sure. It's available wherever you live.

And while you're thinking about your heating system, don't overlook the advantages of U·S·S Copper Steel for gutters, downspouts and hot water heaters -- in fact, wherever there is the problem of fighting rust.

Write for free booklet on U·S·S Copper Steel. Address P.O. Box 176, Pittsburgh, Pa.

MANUFACTURED FROM USS COPPER STEEL UNITED STATES STEEL SUBSIDIARIES

LOOK FOR THE U·S·S LABEL

The U·S·S Symbol placed by the manufacturer on any finished steel product is your assurance that he has used the best steel he can buy for its purpose.

CARNEGIE-ILLINOIS STEEL CORPORATION, *Pittsburgh and Chicago*
COLUMBIA STEEL COMPANY, *San Francisco*
TENNESSEE COAL, IRON & RAILROAD COMPANY, *Birmingham*
Scully Steel Products Company, Chicago, *Warehouse Distributors*
United States Steel Export Company, New York

FOUR MORE WAYS STEEL CAN IMPROVE YOUR HOME

***A Steel Roof** of U·S·S Terne Plate adds enduring beauty to your house. Similar roofs on old mansions have lasted 100 years.*

***Gutters,** downspouts, flashings made of U·S·S Galvanized Copper Steel give 2 to 3 times the service of plain galvanized steel.*

***Steel Windows** cost less to install, less to maintain, let in more light, fit all types of architecture.*

***Hot Water Heaters,** porcelain enameled, inside and out, on U·S·S Vitrenamel last years longer, insure clear water.*

For more information on any of these products write to P. O. Box 176, Pittsburgh, Pa.

UNITED STATES STEEL

YOU CAN MODERNIZE YOUR HOME

– and you can make it pay!

HAVE you just wished for more room for living? Have you wanted another bedroom, a nursery, a playroom in your present house? Do you actually need these improvements?

"How to Modernize and Make It Pay"

Ready to mail is this valuable 84-page book just published by United States Gypsum Company. See how you may profit by adding the conveniences your family needs. See how you can reduce upkeep, increase the value of your home, increase its selling or renting value, refinance it to advantage *when you modernize!*

This remarkable book gives you proof that you can enjoy the comforts and conveniences you want, and make your home worth more at the same time! It contains ideas, too; helps you plan the remodeling you want. And it explains how you can pay for your improvements, a little each month, with nothing down.

Still another part of the book explains modern USG building materials, developments of research in home construction, with which to give your home more fire protection and greater comfort.

If you want more room for living, write for this 84-page book. It costs only 10c. Just mail the coupon.

UNITED STATES GYPSUM COMPANY
Dept. 50, 300 West Adams St., Chicago, Illinois

Please send me a copy of *"How to Modernize and Make It Pay."* I am enclosing 10c (in coin or stamps).

Name .....

Address .....

City ..... *State* M-AH-6

ture here except a big old chest painted an old Colonial blue, which color, too, has been applied to all the batten doors that open into the various rooms.

This same blue and white note carries on into the bedroom where a blue ceiling is reflected softly against the white walls and in a deeper tone in the blue chintz curtains and the flowers of the bedspread. No, this is not an antique spread, but just a very nice, present-day machine-made one in the old feeling. The furniture is Victorian, dark with age. A cherry red note in the old sampler on the wall, bits of old Bohemian red glass, and a bedside stand painted red, warm what might otherwise be too much blue, and suggest a likable peasant note.

Because the kitchen and the bathroom are on the shady side of the house, their walls have been painted a pale yellow that is one of the most flexible colors that we have ever encountered. Starting with a base of white, you stir in pure yellow pigment in oil to the desired depth. Unless, however, you add a pinhead (depending of course, on the quantity you mix) of ultramarine blue, the color remains raw. The blue does that something to it which makes it one of the most satisfying colors to live with that we know. On cool days, in shady environments, it becomes warm and encouraging. Yet when the days are hot and humid, it is as cool and refreshing as an ice-cold glass of delicious lemonade.

There is no special eating space in this house. Even if there were room for such a place, no one would eat in it. Meals are movable feasts in keeping with the unconventionally provincial life that city-weary people are prone to live. Breakfast is out on the front porch on a warm, sunny, fragrant morning or in beside the crackling kitchen wood fire on a nippy cold one. Lunch is on a tray wherever you want to be at that moment, while the evening meal is set either on the long trestle table before the oriel window, on a bridge table in front of the stove, or out on the back porch, which as much as any space in the house might be said to do, functions as a dining room. Al fresco meals underneath a large pine tree where there is an outdoor fireplace and appropriate rustic furniture accommodate any crowd that comes.

There is no affectation about the simple life that goes on here. The cottage is still several hundred feet beyond the electric line. Perforce then, lighting is by oil and candle, and refrigeration is still cut from the pond. Cooking is by oil or wood. It could be coal if desired. Electricity is a desideratum that will come some day along with the fireplace and a winter foundation. Water by gravity from a spring on a near-by hill is an easy luxury. In the meantime nothing matters, for the work is part of the fun, and when it's all done, most of the day is still left, and there is plenty of time to rest and read, to garden, to dip in the pool in the brook down in the ravine behind the house, and just to sit. To sit lazily on the front porch and watch the busy little squirrels quarrel and gorge in the hickory trees while a cottontail scampers across the front lawn. To watch a pheasant amble quietly out from under the ferns at the side of the lawn and the hummingbirds and the bees sip their daily nectar from the morning-glories. I often wonder why anyone should want more.

Planning to do over your walls?

A new booklet issued by Columbus Coated Fabrics Corp., contains, along with samples of their Wall-tex, some very valuable information about this washable fabric wall covering. It describes Wall-tex, tells how to wash it, how to prepare walls and hang it, what it costs, and what kind of surfaces it is suited for.

Strict laboratory tests maintain the uniform quality of BLACK FLAG—to make sure it kills quickly! It's pleasant and economical to use. Get a can today.

A camouflaged incinerator

THE rock work is gently sloped in front and straight up and down in the back. An old tin trunk filled with dirt buried in the mound forms the back of it and prevents the heat from the burner from injuring the plants growing among the rocks in the front. The burner itself is located in a hole that not only lowers it out of sight but also provided dirt with which to build the foundation of the rock pile.

The nooks arranged for the rock plants and other flowers were filled with broken glass before the soil was put in to prevent rats from digging through them. Two flower gardens extend from the fences on either side to the rock mound which carries out the idea of the rock garden located at the other side of the yard. Altogether, the rock wall makes a very effective shield and adds beauty to our corner lot.
—MRS. R. S. WOODHOUSE, CHICAGO, ILLINOIS

Now! Scientific TERMINIX TREATMENT

Protects Your Home Against **TERMITES** The Hidden Destroyers

INSURED 5-YEAR GUARANTEE!

The TERMINIX termite-control method bars wood-eating termites from your home. It is a simple but exacting procedure, carried out by Licensees trained by E. L. Bruce Co., originators of TERMINIX protection. There is a TERMINIX Licensee in or near every community where termite infestation is serious. He will gladly make a search of your property without cost. Only an *expert* can be sure about the presence of termites, which work unseen and unheard *inside* the wood. Frequently their presence is discovered only when a floor settles or a beam gives way. Write today for a FREE inspection by the nearest TERMINIX Licensee. 500,000 property owners have used this Service.

AN INSPECTOR WILL SEARCH YOUR PROPERTY FOR TERMITES WITHOUT CHARGE!

WORLD'S LARGEST BRUCE TERMINIX Bonded-Insured TERMITE INSULATION IN TERMITE CONTROL

Free Booklet

Write today for interesting Termite Booklet FREE. Also ask for FREE termite inspection by a TERMINIX Licensee. Delay may be costly. Act at once. There's no cost, no obligation.

TERMINIX DIVISION, E. L. BRUCE CO. 1704 Thomas St., Memphis, Tenn.

SUPERIOR FIREPLACE

CIRCULATES WARM AIR to all corners and adjoining rooms

A COMPLETE FORM

(from hearth to flue) **around which it is easy to build** a new or remodel present fireplace. *Cut fuel bills—correct smoke troubles.*

Healthful—because it ventilates, circulates and evenly distributes warm air. Thousands in use in all climates.

Write for Superior Fireplace Literature

SUPERIOR FIREPLACE COMPANY
1046 South Olive St. Los Angeles, Calif.

"But it doesn't pay!"

ALICE I. STOVER

IT MUST be my Scotch blood that made me want a vegetable garden so desperately. I can appreciate beauty as well as the next one; in fact, I could sit here all day and watch the ever-changing thorn tree against the sky. But for the effort put forth in gardening I seem to want a greater return than just beauty.

A vegetable garden did seem a ridiculous want under the circumstances, I admit. There I lay, ill and helpless. Many of my friends were sure I would never be well and there were days when it seemed not to matter. And from the standpoint of country-bred people, I was stark, raving mad. The place we had bought for me to get well in was three acres of woods, pond, and roaring brook. The only place level enough for any kind of garden was a thicket of sumac, poison-ivy, and brambles, typical of the township which is noted for being "two stones to one dirt." Then there was the attitude of family and friends: it doesn't pay to grow vegetables, any effort spent should be in the direction of landscaping, etc.

And so, all that first summer I just lay and wished. The second year I made a feeble attempt, but was laid low almost before I started; and the same thing happened the third year. But the next year a plan for a Tudor garden was published in one of the women's magazines, and *there* was the solution to my problem! Ornamental enough to suit the esthetic members of the family, and practical enough for me.

I was in bed with tonsilitis when I planned my garden on paper and ordered my seeds. My husband humored me and smiled, but I stole a march on him. He caught the tonsilitis "bug" from me and while he was in bed I got a neighbor boy who didn't "take" poison-ivy or sumac to clear the ground. A plowman plowed and harrowed and was careful to "square the corners." Then *my* work began. The miles of roots I pulled out that first year! And the hundreds of stones I tossed out! But finally my garden was ready to plant and on March 26th, the first seeds went in.

I'm afraid my house was sadly neglected that spring, but as my garden grew so I grew in health

NO CRACKING OR SHRINKING WITH GENUINE RUTLAND PATCHING PLASTER — *Unretouched photos prove it!*

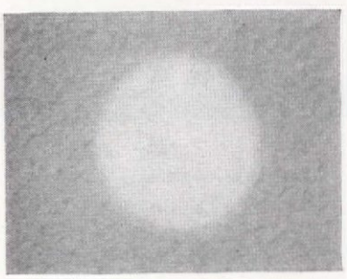

● Here's the kind of a patch you get when you use Rutland Patching Plaster . . . smooth as when first applied and solid as the wall around it. Rutland's small water absorption prevents cracking and shrinking.

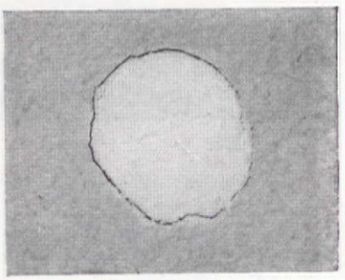

● Here's the kind of a patch you are likely to get when you use a so-called "just as good" patching preparation. Inferior plasters crack and shrink because they require so much water to make a working mixture.

LOOK FOR THE CHECKERBOARD PACKAGE

Other Rutland Repair Products: Rutland Roof Coating, Rutland Furnace Cement, Rutland Stove Lining, Rutland Concrete Patcher, Rutland Asphalt Paint . . . Look for the famous checkerboard label—at reliable paint and hardware stores.

FREE! Uncle Ned's 100 How-to-fix its—Tells you how to repair cracks back of sinks—dustproof cement floors—stop leaks around chimneys and do 97 other home repair jobs. Mail post card to Uncle Ned, Dept. A-6, The Rutland Fire Clay Company, Rutland, Vermont.

SECURE LASTING

Protection

WITH **INSULITE**

Whether you plan to build today, or at some future date, you will want the insulation, protection and strength that Insulite provides.

Bildrite Sheathing and Lok-Joint Lath combine to provide a double wall of protection against extremes of weather. Used together they keep homes comfortably warm in winter, refreshingly cool in summer, weathertight and windproof the whole year 'round.

The Insulite Wall of Protection guards against infiltration of dampness and humidity, condensation and moisture accumulation. It provides added structural strength and efficient insulation, thus reducing fuel and maintenance costs.

Before you make any plans for that new home, no matter how simple, fill out the coupon and send for INSULITE'S free booklet.

Copyright 1940, by Insulite

INSULITE
Department AH60
Minneapolis, Minnesota

Please send me more information about INSULITE. I am planning to remodel ☐ build ☐ buy a home ☐

Name.....

Address.....

City.....State.....

and strength. Moreover, before the end of June the garden had actually paid for itself. One objection overruled!

Early in the season my husband said, "Do you realize you are becoming a bore, dragging people through your garden?" But by the end of the season it was he who said to visitors, "But you can't go yet; you haven't seen our garden!"

He was right in his expression—it was *our* garden by that time. He had a strip of flowers at one end; Marion (13) had taken the salad square to weed, and Jean (10) took the square of carrots and beets. Henry (12) took the corn and squash and even Alice (6) had a strip of radishes and string beans. Daddy and Grandma gave me a hand with the rest and it seemed that everything and everybody conspired to make our garden yield bountifully.

Squash had always seemed to me well named—but that summer brought us a new delight in the form of squash picked really too young to leave its mother and steamed (skin, seeds and all) with plenty of butter, salt, and pepper. I'll never forget the first squash. Henry asked if he might have it all himself and, after giving each of us a taste, ate the rest as if it were ambrosia. The expression on his face would have been ludicrous had I not realized that for him that squash was well seasoned with the joy of achievement.

We all savored that joy. Our garden produced enough for our family of seven plus some to share with friends. I was stronger than I had been in years. We knew the joy of working together—and the fragrance of Old Homestead beans cooking. The garden in its design was beautiful to look upon and furnished at least one centerpiece for the dining table—a combination of the deep purple of eggplant and golden squash, with rosy tomatoes for accent, softened by the blue green of broccoli.

Of all the vegetables, broccoli was my favorite. It was the first to come up and it yielded so much. The day I transplanted it was one of those days in May when the sky is incredibly blue and the whole world seems hushed. On the north side of the square an apple tree in full bloom let its fragrant pink and white petals drift over me as I worked. High in the branches a thrush sang to the hum of a thousand bees. No prima donna accompanied by a symphony orchestra, ever sang more beautifully. The garden was definitely mine that day.

Then my broccoli matured—two weeks before the seed catalogue said it would. (That's a thrill for any gardener.) When I bought broccoli in the market I had always thought the small, tender stalks were the young ones, but it is just the other way around. Broccoli produces a great central cluster of buds and just before it bursts into yellow flowers we cut it. For every cluster cut the broccoli puts out three more, smaller it's true but sweeter and more deliciously tender.

As I look over my garden I think how like the world it is. Some plants we take out entirely when they are young and tender, like spinach or lettuce, and of some we use the fruit, as in the case of tomatoes and eggplant and squash. We take the seeds from peas and beans. The carrots, beets, and potatoes live to a ripe old age and leave valuable roots. But of broccoli we use the buds. If it were allowed to bloom it would be of no earthly use.

I think that perhaps each of us

How to be a successful hostess



R. B. S.

Don't overdo your love of flowers to the point where your living room looks like a mortuary, and guests, to their embarrassment, lapse into mild attacks of spring fever brought on by the heavy scent of them. —JEAN BRENNER

● Costly damage to sweaters, coats, blankets, and other woolen articles is prevented when you use Di-chloricide. Its powerful vapor penetrates every square inch of fabric—kills moth worms. When used as directed, it is economical and effective.

ASK YOUR DRUGGIST for Di-chloricide today. A pound protects an average trunkful of clothes. Merck & Co. Inc., Manufacturing Chemists, Rahway, New Jersey.

MOTHS Die IN Di-chloricide
A MERCK PRODUCT

Keep Your Dogs FREE FROM WORMS
WRITE FOR FREE BOOKLET No. 652

NEMA WORM CAPSULES

EFFECTIVELY REMOVE LARGE ROUNDWORMS AND HOOKWORMS IN DOGS OF ALL BREEDS AND ALL AGES. DEPENDABLE

Nema Booklet tells you about worms
Write to Animal Industry Dept., Desk N-77-F
PARKE, DAVIS & CO., DETROIT, MICH.
Drug Stores Sell Parke-Davis Products

Relieve Heartburn Fast This Amazing Way

YES—TUMS bring amazing quick relief from indigestion, heartburn, sour stomach, gas caused by excess acid. For TUMS work on the true basic principle. Act unbelievably fast to neutralize excess acid conditions. Acid pains are relieved almost at once. *TUMS are guaranteed to contain no soda.* Are not laxative. Contain no harmful drugs. Over 2 billion TUMS already used—proving their amazing benefit. Get TUMS today. Only 10¢ for 12 TUMS at all druggists.

You never know when or where
Always Carry
FOR ACID INDIGESTION

has a use in God's garden. We see young lives ended and wonder why. Some lives flower and bear fruit and seed. Some mature with no visible evidence of bearing fruit and yet, when they are gone, we find they have put down valuable roots. Then there are people we have all seen who seem to grow and prosper and plan and then—just as their plans are about to mature, they are cut down. They raise their heads and plan again, but down they go, time after time. They look about them, see the plans of others bear fruit and wonder, why not mine?

Maybe the broccoli would like to bloom too. But if our plans were allowed to take precedence over God's plans, we, like the broccoli that blooms, would be of no earthly use. Perhaps some of us are the broccoli in God's garden, and our purpose is to keep on growing and let each cutting make us a little sweeter, a little more tender.

Flowers for the sick room

If you want to send flowers to brighten a friend's hospital stay, remember that a few tall-stemmed blossoms will mean more than a dozen short-stemmed ones. One who is really ill will appreciate the flowers that can be seen when lying flat in a hospital bed, staring at bare walls and ceiling. Vases of low flowers on bedside table or dresser are lost to such a patient's view.

—JEAN COWLES

Inexpensive birdbath

MOST people, writes Arthur Lorenz, of 8110 South Morgan Street, Chicago, have garbage cans of one kind or another. Generally the cans wear out leaving the covers in good condition and bringing up the question of what to do with them. In our case a goodlooking bird bath was the perfect answer.

The handle can easily be removed, and by merely inverting the cover and nailing it to a firmly set post, you complete the structure. A coat of paint will close up any spaces around the nailheads and add to the looks of the bath. In this way, without any expense, you can beautify your premises and invite a lot of friendly neighbors into your yard.

Read what they say about ZOOM

The original liquid vitamin B_1 plant growth stimulant

THOUSANDS of letters—hundreds from readers of this very magazine—prove it's true! Zoom can give *magic results* with that vast majority of plants starved for B_1. Zoom's scientifically developed formula supplies B_1 *in correct amount.* Use only 8 drops to a gallon of water. Try Zoom. If your dealer can't supply you—send coupon today. Money-back guarantee!

"I never saw such blooms as developed on my oleander. Zoom gets all the credit." *Mrs. B. Shank, So. Ardmore, Pa.*

"Indeed I'm pleased with Zoom! Great difference in most all my houseplants." *Mrs. John Camp, Jr., Baltimore, Md.*

"Seedlings of various annuals have grown unbelievably fast with Zoom." *Mrs. L. R. Inyard, Lawrence, Kan.*

"Many wonderful results with houseplants." *Mrs. A. R. Claussen, Chicago, Ill.*

"Small gardenia cutting, potted nearly 2 years with no perceptible growth. Now, with Zoom, it is just tearing itself!" *William B. Finfrock, Indianapolis, Ind.*

"My hobby is geraniums—49 varieties. The ones I've used Zoom on show wonderful improvement over those on which I did not." *V. C. Barclay, Spokane, Wash.*

"My plants have grown so fast with Zoom that I now call it 'Scoot'!" *Mrs. A. H. Forsythe, Winona, Miss.*

"It was a thrill to have plants that were stringing along burst into bloom." *Marian W. Grundy, Dartmouth, Mass.*

"A gardenia which was about dead has 3 new shoots, many green leaves." *Mrs. L. C. Gyllenborg, Minneapolis, Minn.*

"My geraniums are something to behold! Blooms measure 6 to 7 inches across." *Woodrow Hablitzel, Long Lake, Wis.*

"Perfect satisfaction! Ferns green as grass, growing like weeds." *Mrs. S. P. DeWitt, Green City, Mo.*

"Everything you claim! Begonia slips without buds are covered with bright pink flowers, 5 weeks after starting Zoom." *Mrs. Karl E. Fitch, Summit, N. J.*

"Splendid results with Zoom! Christmas cactus full of buds. Begonia and colea showing remarkable root growth." *Mrs. W. F. Geiger, Hanover, N. H.*

"New shoots, bigger blooms, better color, very rapid growth in some plants—a week or 10 days after first application of Zoom." *H. A. DeGrush, Des Moines, Ia.*

"Houseplants grew more in 1 month than in 6 before. Wonderful results in forcing tulips." *Rena Boven, Holland, Mich.*

"A 5 yr. old orchid never bloomed. Now, with Zoom, it looks very lively, has 2 buds." *Mrs. A. L. Gaugler, Akron, O.*

"The improvement in my houseplants is really wonderful." *Marie Lishman, Richmond, Va.*

YOU TOO CAN GROW GIANT FLOWERS!
If your dealer can't supply you . . . send $1.00 for 2 oz. bottle of Zoom. Enough for months! Directions enclosed. *Money refunded!* If after 30 days you are not satisfied with Zoom, simply return unused portion to Nutrition Research Laboratories.

CLIP COUPON NOW! NUTRITION RESEARCH LABORATORIES, INC., Horticultural Division, Dept. AH-4, 332 S. Michigan Avenue, Chicago, Ill.
Enclosed is $1.00 for a 2-oz. bottle of Zoom.

Name .....
Street .....
City ..... *State* .....

WHY DOESN'T THE BOSS GET A **RUUD GAS** WATER HEATER WITH A **MONEL** TANK?



Seals and polar bears may enjoy ice water. But any normal dog—or human being—prefers the baths you get from a Ruud Automatic Gas Water Heater with a Monel tank.

A bath at just the right temperature. And every drop as clean as clean can be—without a trace of rust discoloration. Why? Because that Monel tank is 100 per cent rust proof—guaranteed against leaks or failure due to rust or corrosion for 20 years.

Don't wait. This very day, ask your gas company, plumber or dealer in bottled or tank gas about how easy it is to start *Monel-protected Ruud Hot Water* flowing in your home. Remember—Ruud Water Heaters burn gas, the modern, money-saving fuel.

Write for free booklet, "Go Gas for Hot Water"

RUUD MANUFACTURING COMPANY
PITTSBURGH, PA.

Extra Living ON YOUR PORCH!

Life is fuller when your porch lets you spend more happy hours outdoors. So plan for "extra living" on your present porch, or when building or modernizing. Add the smartness and greater comfort of colorful, durable —

AEROLUX
PORCH SHADES
with the New Automatic Cord Lock

These popular ventilating wood-slat shades (not bamboo) are of latest improved design and construction —provide privacy, protect furnishings, keep out sun glare and heat—yet cost so little. At leading department and furniture stores—or write today for free illustrated Aerolux Porch Shade folder.

THE **AEROSHADE** CO.
4020 Oakland Ave. Waukesha, Wis.

A SUMMER HOME in three steps

FOUR ACRE FARM is our summer home built by hand with the help of my two small sons. We did it ourselves although I had no previous building experience of any kind. When I say we built it ourselves I mean we did all the actual labor of digging the foundation, and the carpentry, masonry, and painting. We planned the house to fit our four-acre plot, instead of trying to fit a stock plan to the plot and we designed it so we could complete the house in three stages. The first unit, a general living and dining room with a large fireplace was completed for $309.75 and bedrooms, bath, and kitchen are being added as shown in the plan. In addition to the pleasure a summer home gives us, it provided valuable experience for the boys in construction work.

Total lumber including windows and doors	$200.07
Interior finish and sheetrock	64.63
Sand, cement, bricks for chimney	30.05
Paint, nails, and miscellaneous	15.00
	$309.75

Building Data: *Frame:* Western fir. *Sheathing:* 8-inch matched fir boards. *Paper:* 2-ply waterproof. *Windows:* Wood casement, swinging out. *Walls:* Cedar shingles. *Plaster:* Asbestos wallboard. *Finish:* Knotty pine. *Flashings:* Tinned copper. *Roof:* Thick butt, black asphalt shingles. *Paint:* Priming coat aluminum; finish 2 coats best outside white. *Doors:* 6-panel Idaho pine 1¾" thick.

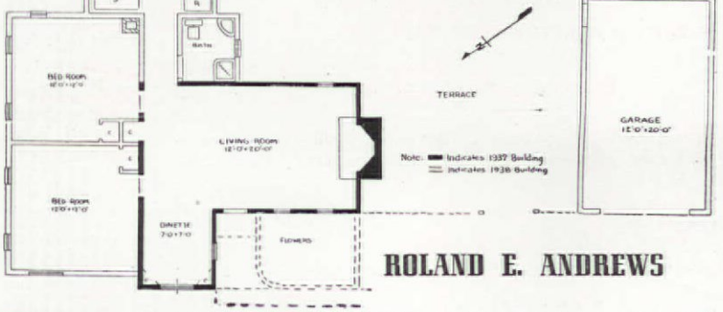

ROLAND E. ANDREWS



Designed and built by the owner. The sketches show wall construction and step by step additions

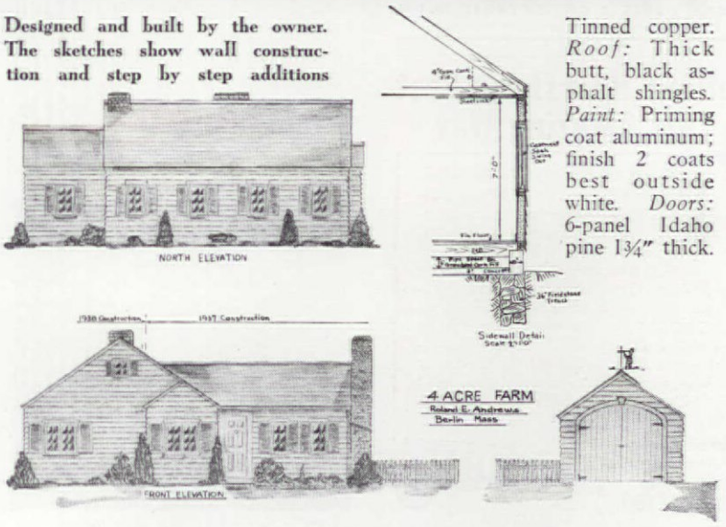

How Science has Developed BEAUTY AND FIRESAFETY FOR HOMES with Asbestos ...*the magic mineral*

Send for "The Home Idea Book"—learn how your home, too, can be transformed at low monthly cost with Johns-Manville Asbestos Roofing and Siding Shingles

by Crawford Heath

THE OWNER OF THIS HOUSE, like thousands of other owners throughout the country, found that time and weather were taking their toll. He was confronted with the necessity of again repairing and repainting the siding. Then, of course, there was the roof. It didn't leak—*yet*. But that was just a matter of a little *more* time and a little *more* weather.

What To Do?

The owner knew that repainting would help preserve the exterior and improve its appearance a lot . . . But, as always, in a few years it would have to be done again.

Then the owner found a startling fact in the new 1940 "Home Idea Book". . . on page 22 he read: "*J-M Asbestos Shingles can be applied over old siding, and at a cost but a little more than a good two-coat paint job.*"

New Beauty—New Protection—Low Cost

In addition, he learned that J-M Asbestos Siding Shingles have all the charm of weathered wood—are fireproof—easy to apply—won't rot or deteriorate.

He suddenly realized that covering the old exterior with this "lifetime" material would save money in upkeep and maintenance while gaining new charm and beauty. Calling his J-M dealer, he got a price that delighted and surprised him—brought about the transformation above. By buying a Johns-Manville Asbestos Roof at the same time, he literally protected his entire home with this fireproof and rotproof material. Low monthly payments for the complete job brought it easily within his budget.



ROOFS THAT LAST . . . J-M Asbestos Roof Shingles faithfully reproduce the charm of old weathered wood. They are fireproof; won't rot; have the permanence of stone. A Johns-Manville roof is backed by almost a century of leadership and satisfaction.

New Ideas for Remodeling—Home Building—All in One Book

To know what's really going on in the building and remodeling world today—to get the latest ideas on modern home comfort, you must get the new 1940 "Home Idea Book." This stimulating book includes ideas for transforming the exterior of your home with J-M Asbestos Shingles. Shows how you can make it more comfortable the year round and save up to 30% in fuel by insulating with J-M Rock Wool Home Insulation. It suggests economical ideas on building extra rooms in attic and basement with lovely decorative panels of J-M Insulating Board. Tells how to end the cracked-ceiling problem, etc. Also, 20 new Guildway houses and floor plans—with latest facts about modern FHA financing for new homes and remodeling old ones.

If you're planning to make repairs or improvements—or build a new house, you *must* have the new 1940 "Home Idea Book"! Send for *your* copy *today!*

As little as $30.00 per month (approximately), FHA plan, buys this attractive 5-room home. 25 years to pay.

Planning to Build?

Learn about the new and better way to build and own a home. Houses like this (20 examples in the "Home Idea Book") can be bought as a "package" through the "one-stop" service of your J-M Dealer. As Housing Guild Headquarters he brings you the combined services of local Architects, Builders, Realtors and Financing Agents. Look for the Guild Seal!

J-M ASBESTOS SIDING SHINGLES have all the beauty and charm of hand-split shingles, yet they are made of asbestos fibers and Portland cement. Won't burn or rot. Never need painting to preserve them.

10¢ brings you the new 1940 "Home Idea Book." Fully illustrated; very latest ideas on color treatments; remodeling; 20 new Guildway Houses with Floor Plans; home-financing facts.

MAIL COUPON TODAY!

JOHNS-MANVILLE, Dept. AH-6, 22 E. 40th Street, N. Y. C. (In Canada, address: Dept. NY, Canadian Johns-Manville, Toronto 6, Ont.)

Enclosed find 10 cents in coin for my copy of "The 1940 Home Idea Book."

I am interested in ☐ a J-M Asbestos Roof; ☐ J-M Asbestos Siding. I would also like special information on ☐ building a new house; ☐ remodeling; ☐ Home Insulation; ☐ Decorative Insulating Board.

Name_____

Street_____

City_____

State (or Province)_____

JOHNS-MANVILLE BUILDING MATERIALS

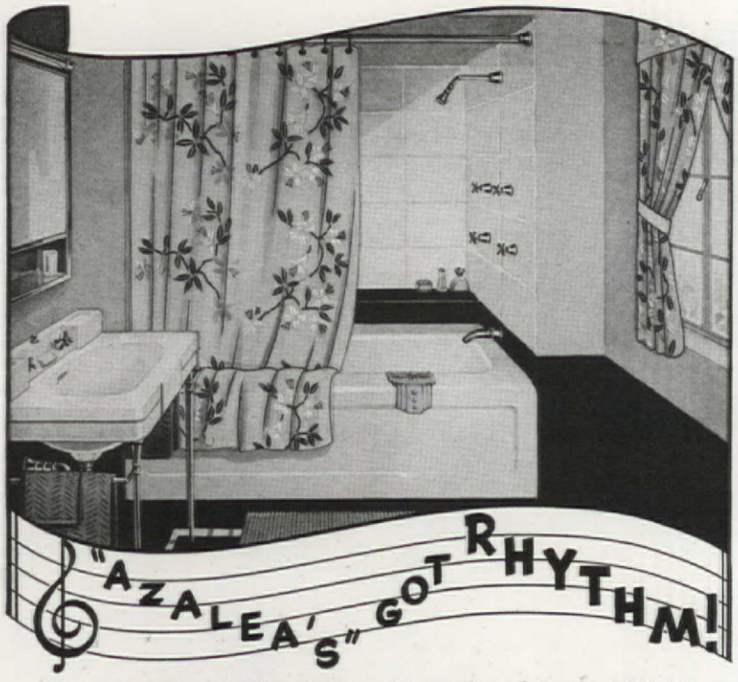

"AZALEA'S" GOT RHYTHM!

Swing your bathroom color scheme into a smart Spring tempo with this gay new Fleecenap shower curtain!

The design is highly decorative, simple and rhythmic, and Fleecenap, you know, is that waterproof wonder-fabric that's kitten-soft to the touch and never, NEVER wraps or clings! Fleecenap's famous texture and heavy drapery "hand" are obtained by a process exclusive with Kleinert's—for satisfactory wear it's worth insisting on the genuine.

Kleinert's
T. M. Reg. U. S. Pat. Off.

SHOWER CURTAINS
TORONTO · NEW YORK · LONDON

Guaranteed by GOOD HOUSEKEEPING

OLD COLONY

for CHARMING ROOMS!

OLD COLONY Furniture helps you to create charming, livable rooms throughout your home. The simple, traditional beauty; the soft, mellow finish of Old Colony pieces blend gracefully into your decorative schemes, too. At the better stores, everywhere.

- *Send 10¢ (coin preferred)* to Department A-6, Heywood-Wakefield Co., Gardner, Mass., for this helpful 24 page book on Old Colony Furniture.

HEYWOOD-WAKEFIELD
GARDNER, MASSACHUSETTS
FINE FURNITURE SINCE 1826

An estate of 1 acre

RUTH CROSS

To a city dweller a whole acre in the country might sound like the wide open spaces. Soaked in sunshine, swimming in ozone, shadowed with trees and ringing with bird songs, it might seem a foretaste of paradise itself. To the country dweller on a hundred- or a thousand-acre farm, it would be a mere pocket handkerchief.

But the fact is, if one uses care in the selection of a site, a family can enjoy most of the very real advantages of country living within the bounds of those 43,560 square feet. A true "Acre of Diamonds" it will be, too; giving out health, contentment and happiness, whether used as a year-round home or only as a recreation retreat. It adds that priceless element, security, as well, for with a vegetable garden and an orchard a family *can* live on incredibly little. The one-acre estate has the additional advantage of a very modest overhead.

The young couple of our story found *their* acre with a fairy-tale cottage literally plumped down in the middle of a garden. On the brink of matrimony, they were driving around over the countryside near the New England town where the groom-to-be had his business—two young folk in search of a home. When they saw the little house, guarded by a gray stone wall and set against a splendid backdrop of hills, it seemed as if Providence had ordered it for them.

Gradually it dawned on them that the enchanted doll's house probably belonged to the estate adjoining. Still it was so secluded, so tucked away by itself inside its stone walls and shrubberies, it seemed the perfect answer to a happy young couple about to set up housekeeping. It was four miles from town, but the mile of country lane after one turned off the main highway was well oiled and kept open with a snowplough in winter.

The larger place near by with its considerable acreage pretty well guaranteed that views—superb on all sides—would be permanently protected. Moreover, the occupants of the doll's house would have the benefit of landscaping, gardens and spacious vistas, almost as much as if they owned—and paid taxes on—the whole thing.

Naturally, not everybody looking for an acre in Elysium can purchase a guest-house from the estate next door. But it is often possible to buy an acre of ground adjoining a larger place or at least in a safely restricted neighborhood. The chief danger about small acreage in the country is lack of protection for your view.

Anyway, our young people took their nerve in their hands, went in and asked the owners if they would consider selling the cottage and the parcel of land immediately surrounding it. The owners, being still somewhat "depressed" and not having much use for the place either, said they would. The deal was consummated and a month or so later the honeymooners took possession.

It was June and the garden around the house and the borders against the stone walls were ablaze with color. Delphinium, foxglove, sweet william, peonies, pansies, canterbury bells—actually thousands of lovely pink, white and violet chalices—every manner of fragrant, glowing thing was there. Rambler roses smothered the walls in lavish fretworks of pink; grapevines, too, with the delicate rose-mauve of new foliage. A trumpet-vine clambered up one corner of the little house. Ivy ran slim, seeking fingers along the stone chimney.

And then there was the glorious open valley on the west—at the back—with the tiers of hills beyond. Dark primeval forests of pine and hemlock shut off the world on their southern boundary, with little paper birches poised against them like trees about to take flight. Foaming billows of bridalwreath bounded their small and somewhat circular

A beautiful example of modern styling in house painting. Unity is preserved by painting the body of the house, window trim and large shutters in the one color.

BRUSH AWAY THOSE YEARS

A Dutch Boy Beauty Treatment keeps an Old House Looking Young

Have you met the Dutch Boy? America's champion *fixer-upper!* The boy whose magic brush will make the marks of years vanish from your house. The lad whose transforming touch will bring back the sparkle of newness to your home.

Scotch on his mother's side. Yes, the Dutch Boy is a champion money-saver, too. Reports from home owners prove conclusively that in the long run Dutch Boy *actually costs less* than cheap low-grade paint. Why? Because Dutch Boy not only lasts much longer but also does not crack and scale (see photographs at right). It resists the weather stubbornly, wears down slowly by gradual chalking. So when it finally comes time to repaint, you make two substantial savings: (1) There are no "rags and tatters" of low-grade paint to be burned and scraped off. (2) It is therefore not necessary to apply a new priming coat.

When your painting contractor recommends Dutch Boy White-Lead, of one thing you may be sure: he's aiming to give you *real value* for your money. No one knows paint like a painter. The paint will be mixed to order to meet the special requirements of the job. It can be left white or tinted to the exact colors you specify.

Be an expert paint buyer. Just send in the coupon below. You'll receive a free copy of our booklet, "So You're Going to Paint." Tells everything you need to know to buy a paint job—how to style your house with a smart new color scheme, how to select the right paint and the right painter. Fifty-two illustrations in color. And you'll receive full information on the Dutch Boy Easy Payment Plan for those who wish to pay for their painting in installments. Address Dept. 349, in care of nearest branch. Write today.



LOW-GRADE PAINT

"Quitting" already—after only a short period of service. Right after this picture was taken, the paint had to be burned off at a cost of $60. Owner was also forced to pay for a new priming coat. All this is expense he never figured on.

DUTCH BOY

Four years old and still in excellent condition. House in same section as low-grade paint job. Not a sign of cracking and scaling. And at repaint time, there will be no expensive burning off and no new priming coat to pay for.

NATIONAL LEAD COMPANY, 111 Broadway, New York; 116 Oak St., Buffalo; 900 West 18th St., Chicago; 659 Freeman Ave., Cincinnati; 1213 West Third St., Cleveland; 722 Chestnut St., St. Louis; 2240 24th St., San Francisco; National-Boston Lead Co., 800 Albany St., Boston; National Lead & Oil Co. of Penna., 316 Fourth Ave., Pittsburgh; John T. Lewis & Bros. Co. Widener Bldg., Philadelphia.

NATIONAL LEAD COMPANY
Dept. 349 (*See list of branches above*)

Please send me your free booklet, "So You're Going to Paint," containing color scheme suggestions and practical advice on interior and exterior painting.

*Name*_____

*Street*_____

*City*_____ *State*_____

Here's a Cheery French Provincial Dining Room that says:

"LET US BE GAY!"

PLANNED FOR MODERATE-PRICED HOMES BY
"HOUSE & GARDEN" MAGAZINE



*The Attractive Walls and Ceiling Are Celotex Insulating Interior Finishes... Their Cost, Only $68.50**

HOUSE & GARDEN MAGAZINE editors maintain that a dining room should be finished and furnished in a way that will stimulate light-hearted mealtime gaiety. They recognize too, that such a room must be *practical* and its cost *moderate.* So they've planned one for you in buoyant *French Provincial.*

The furnishings, of course, are reproductions—authentic, but decidedly *easy-on-the-budget.* The walls and ceiling glow with the bright warmth of Celotex Insulating Interior Finishes—versatile, modern materials that build, insulate and decorate *all at one low cost!* It's a dining room you'll be proud to own—a delightful place to entertain.

Celotex Insulating Interior Finishes will help you have a dining room as refreshing as this, for far less than you'd think. And they'll keep it snug and warm *with fuel savings* in winter—free from excessive summer heat. These extra advantages are *guaranteed in writing for the life of the building.*†

To bring new beauty and comfort to old rooms, Celotex Insulating Interior Finishes can be applied *right over existing* walls and ceilings. Or they can be applied direct to framework to create new rooms in waste attic space—thus helping to keep the *whole house* warmer in winter and cooler in summer. They also make smart basement "*Rumpus Rooms.*"

Available in a wide variety of colors, textures and sizes, Celotex Interior Finishes can be used to achieve *any decorative effect.* They can be applied quickly and at a cost *so low* that you'll be amazed.

The "*Recipe*" for the room shown above—complete with the list of sources and the individual costs of all materials and furnishings chosen for it by *House & Garden Magazine*—is yours FREE on request. We'll also send you an interesting book which includes many interior decorating suggestions. Simply mail the coupon!

**Cost of Celotex Interior Finishes used in the room shown 13' x 15'. Labor, of course, is extra and will vary with job conditions and local labor costs.*

CELOTEX
REG. U. S. PAT. OFF.
INTERIOR FINISHES

Guaranteed in Writing for the Life of the Building

†This guarantee, when issued, applies only within Continental United States

THE CELOTEX CORPORATION,
919 N. Michigan Ave., Chicago, Ill.

Please send me FREE the "*recipe*" for the French Provincial Dining Room planned by *House & Garden Magazine*, and your book on Celotex Insulating Interior Finishes.

I am interested in ☐ Remodeling ☐ New Homes. AH 6-40

Name.....

Address.....

City.....*County*.....*State*.....

garden terrace north of the house—drooped exquisitely against the great sweep of naturalistic evergreen hedge which shielded them from the meandering country road, yet left an opening for a friendly glance through.

Doubly shielded they were; hedge on the outside, stone wall hugging close their little house on the inside—indeed, actually making two sides of it. Between hedge and wall was a spacious expanse of lawn rising to meet the forest on the south. At the apex and forming a kind of period to the bridalwreath, somebody had set a white stone bench, from which one could view the splendid vista of hills and valleys, as well as beauties closer at hand.

On the west, the land dropped off rather steeply to a hollow and an ancient rock wall—the boundary of their acre in that direction. But just beyond was a lovely pine-crowned hill and a million-dollar view. It was just what a honeymoon retreat should be and our young people felt as if they had moved into a dream.

West of the house itself were two stone-buttressed terraces, with stone steps descending almost from the front door. These were shaded with toplofty elms and planted around the edges and in crevices between the rocks with sedums and other trailing things; a lather of white and pink, of yellow and mauve in early June.

Both these terraces and the little garden-living room on the north made ideal spots for outdoor eating, sun-bathing, entertaining, and general enjoyment. Indeed, those first months a house seemed hardly necessary at all. Yet the bride and groom managed to tuck themselves and their belongings away pretty snugly in the one-room, kitchenette and bath. After all, it was as large as the average city apartment that newlyweds can afford. And they had exciting plans for building on to that west terrace; maybe a room or so on the south, too.

However, winter was coming on and there were certain things to be thought of *now*. First they installed a furnace, large enough to take care of the eventual house. Electricity was fortunately within easy reach and a generous wedding check was used to electrify the little house, stem to stern; stove, icebox, hot water heater and all. Fairly spacious closet and cupboard room, plenty of bookshelves, a large woodbox built in under the hearth rug; these and other devices helped to solve the space problem. With everything battened down so snugly, they felt a good deal as if they were living on a ship, but that, too, smacked of adventure.

Next a well had to be bored, since the spring water already piped into the house would be "out" when winter freezes came. This involved also an electric pump. Urgency number three was a garage. The bride, who was an expert horsewoman and owned her own beautiful mount, wanted a place, too, where she could keep her treasure near at hand. A garage with stable attached was contrived—hidden away in the pines at the extreme northeast corner of their acre. This was very close to the road—a great advantage in winter; yet almost concealed from it by the trees and completely shut off from the house itself. Then, there were two beloved cocker spaniels, so provision was made for them near the stable.

A COMPOST heap, in which all garbage, as well as grass clippings, etc., could be buried, was hidden among pines a little farther toward the west; along with a wire enclosure for burning trash and a hole for burying cans and other non-inflammable rubbish. A folding, removable clothes drier further obviated the necessity of an area way, pretty much out of the question when views were so splendid on every side. In the cellar there was plenty of room for wood storage and a tricky device for opening up the side of that built-in woodbox and putting the wood in from below.

There were already quite a number of fruit trees on the place: apples, pears, cherries, peaches, in addition to the grapes already mentioned. But the new owners had ideas about making their acre produce as much of their living as possible. They planted other trees, not in a set orchard, but here and there along their southern boundary or wherever one might be worked into a decorative design. They were soon casting about, too, for a spot which could be utilized for vegetables, berries, and small fruits. They wanted strawberries, rasperries, currants—and an asparagus bed.

What makes a one-acre estate a really sporting proposition is seeing just how nearly self-sufficient it can make *you*. In short, how close you can come to ensuring about all that is most desirable in *your* world.

Their section of the good earth was almost one third deeper on the east-and-west axis than on the north-and-south. The only place really available for a garden was that western slope which slumped off toward the hollow. Toward the center of this was a piece of fairly level ground, sunny, protected from prevailing winds and with pretty good soil. *But*, since their finest view was on the west, they disliked the idea of cluttering it up with a vegetable garden. What to do?

"I'll Tend Your Furnace Day and Night

. . . and Pay My Own Wages in Fuel Savings and Better Heating"

"3 minutes a day is all the attention my Iron Fireman requires," reports Arthur E. La Gasse, Bywood, Pa., shown above with his daughter, Shirley Ann.

Set the thermostat—let *Iron Fireman* do the work! This mechanical marvel will take complete charge of your heating plant, keeping the temperature in your home just where you want it, 24 hours a day, no matter how the weather changes outside. You can lie abed later in the morning—for Iron Fireman will free you from the chores of fire-building, grate-shaking and draft adjusting. And no longer will you need to run up and down stairs all day long to "nurse" the furnace; for Iron Fireman requires only a few minutes' attention just once a day.

Now ANY Size Home Can Enjoy Iron Fireman Self-Regulating COAL Heat

Greatest home-heating news of the year is the introduction of the Iron Fireman for *small* homes. There is now an Iron Fireman built for *every* size home, as well as for commercial buildings and industrial power plants. Don't wait longer for automatic heating. See the new Iron Fireman today—or mail coupon for full information and copy of "Which Fuel, Which Burner."



Mr. La Gasse built a modern recreation room around this Iron Fireman stoker; giving the children a clean, warm and safe place to play.

NOW AS LOW AS **$179.50** plus freight and installation . . . Coal Flow $226 . . . Terms as low as $5.93 a month with small down payment . . . (Slightly higher in Canada)

No coal shoveling. The Iron Fireman *Coal Flow* stoker feeds coal directly from the bin.

See the new self-firing, self-regulating Iron Fireman space heater (left) and the Winter Airconditioner (right).



The HEART of Home Comfort is the Iron Fireman COAL Fire . . . a different and better fire than can be made from any other fuel in any other way. Firebed of live coals is under constant thermostatic control. The Iron Fireman fire never goes out; no "pop-on, pop-off"; there is always a steady flow of mellow warmth that is the very *heart of comfort*.

IRON FIREMAN
AUTOMATIC COAL HEATING

IRON FIREMAN MFG. CO., Portland, Oregon; Cleveland; Toronto.
Mail to 3324 W. 106th St., Cleveland, Ohio.
Send free copy, "Which Fuel, Which Burner."

*Name*_____

*Address*_____

Coupon may be pasted on 1c postal

SLEEPING PORCH COMFORT FOR EVERY ROOM

Cool YOUR Home This New Low Cost Way!

No longer need you endure a heat-saturated home that drives you out where mosquitoes feast—compels you to call off parties—bathes you in a sleepless sweat at night! With an attic-installed or portable Emerson-Electric Home Cooler Fan, you CAN—at low cost—quickly flood a single room or an entire house with cooling breezes!

TO COOL ENTIRE HOME



A powerful Emerson-Electric Home Cooler Fan, installed in the attic, when turned on after sundown, expels the stored daytime heat and pulls in fresh, cool night air . . . keeps it flowing through the house all night! Provides economical heat-relief, insures rest, relaxation—no more sleepless nights!

TO COOL SEVERAL ROOMS



If you live in an apartment, flat or small home—if you wish to "breeze condition" an office, club, store, shop or tourist court—ask to see the new cabinet-type, 1- and 2-speed Emerson-Electric Home Cooler Fans for *window installation.* Cost little to own . . . to operate.

TO COOL AND VENTILATE THE KITCHEN



Clear your home of annoying kitchen odors, smoke, steam, excessive heat, with an Emerson-Electric Kitchen Ventilating Fan. Electrically reversible to exhaust inside air or bring in fresh outside air! Available for built-in wall installation, or for window or transom installation.

Send for Bulletins 450 and 451 today.

EMERSON ELECTRIC

MOTORS — FANS — APPLIANCES

New York • ST. LOUIS • Chicago

1890 FIFTIETH ANNIVERSARY 1940

Finally they worked out a plan for literally tieing the garden in with the landscape. By framing it with hedges and flower borders, adding careful groupings of evergreens, it became instead of an eyesore actually one of the most decorative features of the whole acre. Indeed, a trim, well-kept vegetable plot *is* a thing of beauty in itself, and certainly no estate, large or small, would be complete without one.

And what a triumph to compass so much of real beauty and solid security within such comparatively narrow confines! It takes creative imagination, ingenuity, skill, a willingness to work, plus a considerable admixture of love for the country and all the things that go with it, to achieve an estate on one acre. But it can be done.

The joy I get from my garden

MABEL R. LE BOURVEAU

MY LOVE for flowers began in my early childhood. I remember best the three kinds that we always had planted somewhere about our home—hollyhocks, marigolds, and nasturtiums. Among my home duties were gathering and helping my mother arrange these flowers; whatever others appealed to her, they were always included in her flower repertoire.

Our present home was built in the period when a barn was needed for driving and saddle horses. Later, a garage was built beyond the barn, leaving no room to plant a flower garden. When we came into possession, our only use for the barn was as a playground for two small boys—and what fond memories they must retain of a youth spent in chasing Indians and playing circus, when all the children in the neighborhood would meet there! But, alas, college days came altogether too soon and spectres of the flower garden that I had never ceased to think about began to haunt me more and more.

Happily our home is located on a terrace and, rising abruptly behind it and leading from one to another, are lovely high hills covered in season with wild fern. Often I had planned, in my mind, a flower patch with just such a splendid setting, combining the natural beauty with the rich coloring of a garden. My husband and I deliberated and then decided. The barn had served its usefulness; it would be torn down that the land might be utilized for a flower garden. At last I was to see my dream come true, and it was with a feeling of delight that I watched the barn being torn down and carried away. The following spring the cellar space was filled, first with coarse dirt, then with better soil and on top with rich dark loam.

From a florist I secured a type garden plan which I adjusted to fit the needs of this climate, with certain desired changes, of course. Then with measuring stick and stout cord I went to work and proved again that there is ever a fine satisfaction in creating and completing any good design in whatever field one is engaged. The first year my husband and I worked diligently all through the lovely spring days, making paths, forming beds, or setting out young seedlings from the gardens of our friends. (Since then I have contributed many of my shrubs and plants to other enthusiastic new garden growers.)

Being owners of an old Cadillac car, we brought it into use in collecting and transporting flat riverbed rocks for the paths. We built a pretty iron fence around the garden and painted it a dark green with tan trimmings to match the house. For the arch above the gate we used bent iron rods, planting rambler rose bushes beside the gate.

As to my garden plan, it was such as any family can cultivate with small expense, gaining wholesome relaxation as well as plenty of lovely flowers for home use. In the center plot a bird-bath is an embellishment, adding beauty and elegance, and at the same time doing a service. We planted pansies around ours. Along the hillside at the back, against the wild ferns, we used hydrangeas, clumps of perennial phlox, and marigolds. Along one end are Siberian and Japanese iris, as a background for annuals. Shrubs on the north side do well and give protection to the rest, including hollyhocks in the four corners, and pansies, carnations, double nasturtiums, and the like along the paths in front.

Each morning when I cut the choicest blooms, my thoughts turn toward the particular needs of the day. What flower can best fill each special place and mood? Roses for gay days, verbena for gray days, and if you feel romantic—dainty bachelor buttons.

Never do flowers seem more beautiful to me than in the closing days of summer, when, brought into the house, they promptly expand with new beauty, each one standing out in superb perfection. I love to cut them for the house at this time of the year and watch the transformation, down to the last bloom before frost comes.

Thus from season to season, steadily growing interest and love keep us looking forward to the joy of planting and of harvesting our lovely flowers.

SOFT WATER

Automatically with

PERMUTIT

Adds no chemicals to water

Attaches to your water main

Removes hardness, iron and dirt

Costs only few cents a week to operate

LUXURY you've always dreamed of . . . completely soft water always on tap from both hot and cold faucets. You get glorious, magnificent suds . . . actually a whole sinkful of suds from a spoonful of soap. With soft water there's no more bathtub "ring." No more scale that chokes pipes, lowers pressure, wastes fuel. Yet in 27 years thousands of owners have proved you save enough on soap, fuel, plumbing repairs to pay for your Permutit Water Softener in a few months! Savings often exceed small monthly payments. Authorized dealers in principal cities.

Send for FREE BOOKLET

The Permutit Company, Dept. AH2
330 West 42nd St., New York

I want to find out about Permutit. Please send free illustrated booklet.

Name _____

Street _____

City _____

State _____

Four Men and a Girl on a Horse

..or How to be ahead in the Housing Handicap!

by ME AND HONEY CHILE

Dear *Certain-teed:*

Maybe you'd like to know why Honey Chile (that's my wife) and I think you're pretty swell. While we're not in the habit of writing fan letters to corporations, somehow Certain-teed's different.

Guess it's because you've had a lot to do with our thrill of a lifetime—building our home! It all started with "Butch"—our baby. When he came, Polly insisted that we had to "get our roots down".



A LOT we knew about it...

Truth is—what we didn't know about building a house would've filled a library. So many things to buy you've never bought before . . . strange names . . . a thousand questions . . . and problems to solve with carpenters, plumbers, masons, painters. Not to mention the confusing "do's" and "don'ts" from well-intentioned friends.

"Shall be what?" said We—with a sigh!

We were ready to call off all bets and live in a tent—when we met our architect. And what a relief! He drew us pictures, planned each room to suit *our* family, and wrote up specifications on the *right* building products to buy.

That's how we first heard of you — for his specifications were full of "Certain-teeds." The shingles "shall be Certain-teed." The sheathing "shall be Certain-teed." The insulation "shall be Certain-teed." The plaster "shall be Certain-teed."

In fact, he specified so many "Certain-teeds" we thought he owned the company. We were tough customers, however, for we insisted on knowing why about everything. But you don't build a home every day—and you *do* want to be certain!

Even Charlie got a quizzing . . .

Charlie Abbott is the kind of contractor you'd leave your baby with —the sort of man my wife calls a "darling." As a boy I used to pester him with building questions —nothing though to the bombardment of questions he had to answer about our house.

"Well, Jim," he said. "You haven't changed a bit—you're still a demon for asking questions. 'Course you wanta be certain you're right, Son. Didn't I use Certain-teed on your Dad's house—and your Uncle Jim's? You can't beat Certain-teed, then or now. When it comes to building products that name's like Sterling on silver."

From Confusion to *Certain-teed**...

Being an old hand in the business, maybe you don't know what it means to find a name among building products everybody trusts. But it meant a lot to us—especially when we discovered our Certain-teed dealer was an expert Building Counselor.

What he doesn't know about helping amateurs build their first home and making every dollar count just isn't in the book. He didn't try to sell us—but how he did *help* us. And when we found out he'd been handling Certain-teed Building Products for over twenty years we knew we were well ahead in the "Housing Handicap."

Confession by . . . The Happy Author

I imagine you've been wondering why I should be saying all these nice things about Certain-teed. Truth is, you deserve them, for we were a badly confused young couple until we found people we could count on, all saying good things about Certain-teed.

"But That's Not All" says Honey Chile . . .

"Don't forget to tell them, Jim, we've been living in our home several years now and Certain-teed's never let us down. Not a cent for repairs—yet our home looks as good as the day it went up. And send them a picture of the house, darling. I'm sure they'd love it."

So here's the Happy Ending

The old family castle itself—in person! Maybe we're prejudiced but it looks mighty good to us! For it's *our* home. We planned it . . . dreamed over it . . . worked for it. And, it's good to know its the kind of home that will give us happiness for years to come. As *you* might say . . . it's Certain-teed to last.

Happily Yours,
Me and Honey Chile

Free! Hot tips for Home Owners

Building, remodeling, re-roofing or just fixing up your house—send for this beautiful 24-page book filled with practical ideas to keep homes young. It's *free* for the asking.

Certain-teed Products Corporation
100 E. 42nd St., New York, N. Y. Dept. A-4
Gentlemen:
You may send me a FREE copy of your helpful booklet "Certain-teed Ways to Make Your Home Stay Young."

Name.....
Street and No. .....
City and State.....

*Trademark Reg. U. S. Pat. Off.

Tri-level design in Seattle

Home of Mr. and Mrs. Ernest M. Russell

MR. AND Mrs. Ernest M. Russell chose a new tri-level design for their new home in Sheridan Beach, Seattle, Washington, not only because of its unusual architectural charm, but also because it cuts housekeeping footsteps exactly in half and effects a twenty per cent saving in building costs as compared to that of a conventional two-story and basement plan. Look at this snow white, California farmhouse from the front and left, and it seems to be a low-built, one-story design. View it from the right and it appears as a two-story house, apparently with a full basement. Definitely it is neither. Because only seven short steps connect one floor to another, this three level house is in effect a one-story house, which presents three distinct factors in solving the charm, economy, and practicability problems for the Russells.

First, there's beauty. Its clean white exterior is finished with

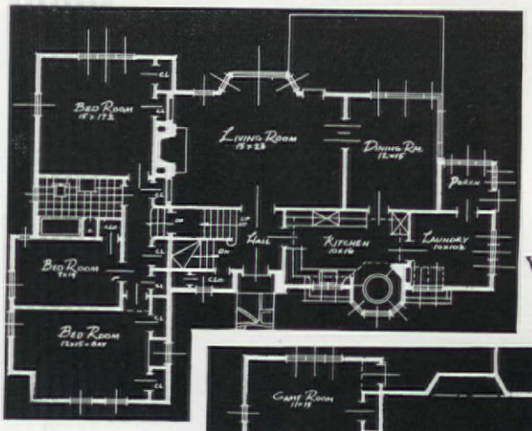

NAOMI SWETT-GRAY

WILLIAM J. BAIN
Architect

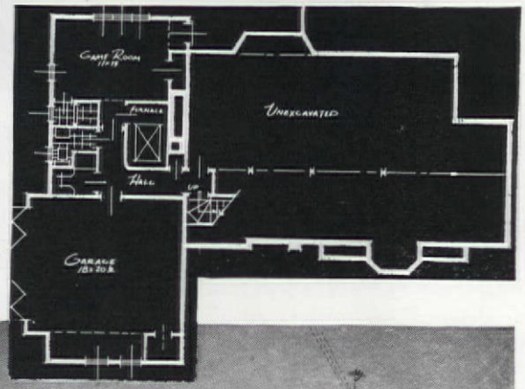

Beauty, utility and economy are harmoniously combined in this timber house built on three levels

smooth 1x2 flush board laid vertically over the bedroom section in the upper part of the taller wing. Entrance door and shutters are colorfully glazed copper paint. Picturesque white painted brick flower boxes, which are part of the main structure, flank the octagonal shaped group of windows that breaks the long, horizontal line of the right wing.

Second, comes utility. Practical features of the house are evident from the moment one enters the interesting entrance hall, with its clean serviceable walls of bleached knotty pine, shellacked and waxed. The stair rail, the several steps leading to the upper level, and bleached and grained paneled doors are of fir; a long narrow coat closet with window is finished with rose and silver wallpaper and attractive rose painted woodwork.

One door leads to the long living room with bow windows, overlooking the vast expanse of Lake Washington. Another door leads to the utility wing, where kitchen, an octagonal glazed breakfast lounge, laundry, and midget conservatory-service porch are grouped into a compact unit, which also includes dining room with glass corner. Low, easy stairs lead to the upper level containing three bedrooms with corner exposure and beautiful views, colored tile bathroom with shower stall, and a liberal amount of linen and clothes closets. Here in the bedrooms is desirable second floor privacy with almost main floor access.

Seven more stairs lead from the hall to the lower level, where a long circulating hall opens to an oversize double garage with work bench and fireplace wood room at one end, and guest room with shower adjacent to a separate guest powder room and lavatory. Intervening space is filled with a colorfully finished fruit room, and a 6x8 foot furnace room containing enclosed, electrically operated, air conditioned, oil burning heating unit and storage hot water heater.

Last, but not least, comes the factor of economy which is effected mainly in elimination of excavation, elimination of additional lavatory; minimum amount of concrete foundation work; short staircases; economical distribution of heat through centrally located furnace. No excavating was required for the Russell residence, due to a natural, gradual slope at one side of the lot, where the garage and bedroom unit was built, the remainder of the structure being built without a lower floor.

If this type of tri-level home were built on a level lot, not over two or three feet of excavation would be required on the garage and bedroom side, in which case the dirt removed would be added to that part of the lot under the one-story main wing.

Living room details include glossy, natural finish, fir-beamed ceiling, fireplace wall finished with horizontally laid, stippled fir paneling of 1x8 surface boards with inset coins; twin sets of open bookshelves, and game and storage cabinets flanking the fireplace; quaint Dutch door leading to a brick terrace with open view of the lake.

Color and design are artfully combined to make the utility unit the most intriguing part of the house. Blue and white is the general color scheme here. Kitchen woodwork is gleaming white enamel; closets are painted inside with clean Dutch blue; deep blue marbleized linoleum has white inset direction strips leading to dining room, breakfast lounge, immaculate laundry, and adjacent much-used conservatory and service porch.

Informal family meals become very special occasions in the novel, yet entirely practical, breakfast lounge. White fabricoid leather upholstered seats are built around a pedestal type, octagon shaped table, finished in dark blue enamel, which smartly contrasts with the large white linoleum circle beneath. Below the windows is a short wainscot of 1x6 vertical boarding stippled Dutch blue over white, and a blue-lined cupboard fills one corner of the room.

Next to the kitchen is a gay little glazed blue and white laundry room with linoleum floor like that of the kitchen. As much a part of the house as its automatic heating and refrigeration units are its gleaming white mechanical laundry washer which at the touch of a button fills itself with water of correct temperature, mixes in the soap powder, washes, rinses, dries the clothes, then drains and cleans itself. Clothes may be quickly dried in a compact electric drier. All this makes housekeeping an easy and really pleasant task.

Even the little glazed back porch or service quarter has been given its own special beauty treatment, in the form of a three-tier, blue glazed tile flower box, which adds vivid color to this usually colorless quarter. Not overlooking the practical purposes that this porch must serve, there is plenty of room beneath the flower boxes for storing bulky articles.

This all timber, tri-level home was built at today's cost of 31¢ the cubic foot as compared to the approximate cost of 35¢ the cubic foot of a house of similar design constructed on the full two-story and basement plan.

I KISSED HER SISTER!

GETTING ENGAGED TO A "TWIN" WAS BAD ENOUGH... BUT WHEN I FORGOT TO CLEAN MY DIRTY SPECS WITH KLEENEX AND KISSED MY FIANCEE'S SISTER... OH BOY!

(from a letter by D.U.H., New York, N.Y.)

"Tell me Another" says KLEENEX* AND WIN $5.00

for every "Kleenex True Confession" published. Mail to KLEENEX at 919 N. Michigan Avenue, Chicago, Ill.

I WAS DRIVING BLIND

...UNTIL I STARTED KEEPING KLEENEX IN THE CAR TO WIPE MOISTURE, FOG AND DIRT OFF THE WINDSHIELD.

(from a letter by E.W.B. Birmingham, Ala.)

DUST DOODLER!

WHEN I SAW MY HUSBAND WRITE HIS NAME IN THE DUST ON MY TABLE I TOOK THE HINT. NOW KLEENEX IS IN THE DRAWER AND ONE QUICK SWISH KEEPS MY FURNITURE GLEAMING!

(from a letter by H. A. V., Detroit, Mich.)

IT'S IN THE BAG

...THOSE NEW PURSE-SIZE KLEENEX LIPSTICK TISSUES. SMALL AND HANDY, THEY'RE PERFECT TO SAVE HANDKERCHIEFS FROM LIPSTICK STAINS.

(from a letter by H.J.T., New York, N.Y.)

Try them—12 purse-size folders, only 20c.

DID YOU KNOW?..

• During colds especially, Kleenex soothes your nose, saves money, reduces handkerchief washing. Use each tissue once—then destroy, germs and all.

Adopt the habit of using Kleenex in the Serv-a-Tissue box that ends waste and mess... now *both* 500-sheet and 200-sheet Kleenex come in the Serv-a-Tissue box. Keep one in every room in your home, one in your office, another in your car.

ADOPT THE KLEENEX HABIT!

KLEENEX DISPOSABLE TISSUES (*Trade Mark Reg. U. S. Pat. Off.)

Who DESERVES THE BETTER BED?

STOP! YOU BOTH DESERVE A BETTER BED

Action, not argument, is the way to settle the need for better sleep. Neither of you can begin a new day adequately refreshed if you sleep restlessly on a mattress that does not induce relaxation. You'll *both* win the argument if you'll mail the coupon for new book, "How to Choose a Mattress," and then follow its good advice.

Sleep on OWEN hand-woven innersprings

Your inner self will respond to the restfulness of innersprings hand-woven by Owen. *Hand weaving* and *interlocking* of special lead-tempered springs produces a mattress unit that is tailored for *buoyant comfort* and *restorative sleep*.

Choose a mattress built around OWEN-WOVEN Innersprings and you'll never be troubled with the lumps and sags that interfere with relaxation. Its deep softness and body-form support will provide luxurious comfort.

Choose a Dr. Mattison's PERFECT POSTURE Mattress and you'll have heavier Owen-woven springs in the center section where weight is about four times greater, and lighter springs in upper and lower sections. You will relax *fully* in normal posture.

"HOW TO CHOOSE A MATTRESS"
Mail the coupon for free book on choosing a mattress, and name of store where you can examine OWEN qualities.

EQUIPPED WITH *Genuine* OWEN

For utmost comfort, fine appearance and long service, look for this label when buying a mattress.

OWEN SILENT SPRING COMPANY, INC.
BRIDGEPORT, CONNECTICUT

Please send "How to Choose a Mattress" and name of nearest dealer.

Name.....

Address.....

City..... *State*.....

A house built around porches and terraces

[*Continued from page 20*]

The uncovered terrace, with its bluestone flagging, is a little below the covered one, just as the latter is a step down from the living room; and the dining terrace has still a different level. This difference in levels is a very attractive feature of Greyledge House. Although the uncovered terrace is twenty feet above the surrounding ground, it has its own flower beds, its shrubs, and its tiny pool into which a trickle of clear water is constantly falling.

Japanese holly (*Ilex crenata*) is used as a background planting in the terrace flower beds and in front of it is arranged a succession of blue and white flower effects. Blue chionodoxa and early white tulips for early spring; later, white Darwin tulips and blue forget-me-nots; then regal lilies, blue lupines and early asters, which are followed in the fall by speciosum lilies and white chrysanthemums. The frogs and fishes in the terrace pool swim under a fringe of dwarf ferns, Kenilworth ivy and Saxifraga sarmentosa. From the pool which has an ornamental border of molded lead with a dull, soft pa-



The covered terrace is comfortably and attractively furnished

Jessie T. Beals

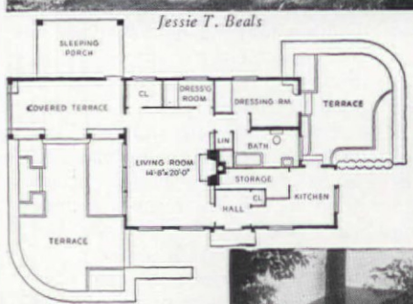

tina, two outlets supply moisture for the beds on either side.

The dining terrace, from which one can watch the sun go down in splendor, is floored with red tapestry brick, set in gravel. Screened at one side with a hemlock hedge, it has its own border planting of lilies and annuals for summer bloom. Two shapely arborvitaes flank the doorway leading to this terrace and give it a formal note. At one edge a tiny pool with a single jet of water falling into it is a favorite place for birds to splash and preen themselves. The sleeping porch is adequately

With all its charm, the approach to Greyledge House does not suggest the interest and originality of the floor plan and the unusual proportion of porch and terrace area. Above, part of the rock planting and, top, the covered terrace

HIGHLIGHTED *Etchings*

EXCLUSIVE DESIGNS BY CAMBRIDGE

From the most complete selection of patented shapes and etched designs in America, Cambridge presents these eight examples in *Highlighted Etchings*—superb representatives of an improved process which causes the design to glow, quite unlike ordinary frosted etchings.

The gossamerlike traceries, dancing with myriad lights, give your table incomparable charm—always in fashion, always appropriate. At your dealer's—where the name Cambridge also appears on fine Cut Rock Crystal.

The Cambridge Glass Co.
Cambridge, Ohio

Cambridge
HAND MADE GLASS

DARE You Spill **Liquor** *on Your Furniture*

You will want
Guardsman Finish
for Your Furniture

No longer need you hope against hope that these accidents will not occur. Guardsman is not only a beautiful new finish, but it is highly resistant to liquor (even 100 proof), boiling water, hot plates, mars and scratches. Ask for Guardsman Finish when you buy furniture. It is identified by the permanently affixed Guardsman Seal. You will want to know all about Guardsman Finish — its new beauty, its features of toughness and durability. So send for this new, free, instructively interesting booklet.

FREE

YOURS... BY SPECIAL ARRANGEMENT...

So that you may see for yourself the lustrous beauty of GUARDSMAN FINISH and put its toughness to the test . . . we will send you postpaid a

GENUINE WALNUT CANAPE TRAY

Same as sold for 50c at better stores, upon receipt of coupon and 25c in coin.

With FREE Canapé RECIPE BOOK

GRAND RAPIDS VARNISH CORPORATION
DEPARTMENT A, GRAND RAPIDS, MICH.

☐ Send me your free Guardsman Finish booklet.

☐ Send me postpaid your special Walnut Guardsman Finished Canapé Tray with Free Canapé Recipe Book. I enclose 25c.

NAME_____

ADDRESS_____

screened on its three open sides.

Greyledge House is fully equipped for winter living with an oil-burning furnace and an electric hot water supply. The great window with lengthwise panes, designed by Mrs. Fitter, that fills nearly all one side of the living room, floods it with sunshine when the leaves have fallen from the trees, and the glowing fire on the hearth provides cheer and comfort on chilly evenings. The decorative scheme of the living room is built around the subtle coloring of two old Chinese frescoes done on plaster and framed. One of these, a Quan Yin, hung above a massive Chinese table of black and polychrome lacquer, supplies the key for the color of the walls—a soft, gray-green like that used in the palace in the Williamsburg, Virginia, restoration. Two nests of teak wood tables would attract any lover of beauty, partly because they are blonde instead of dark. Made for Mrs. Fitter in China, they were finished in that fashion under her direction. The carved mantel in the living room is of Caen stone from France, stained and waxed.

The small entrance hall with its jade green walls is a paneled room, two antique Chinese prints that form the wall opposite the entrance door being set in narrow mirrors. It represents modernism at its best, but also reflects the Chinese note that is a predominating overtone in this house. The floor is a mosaic design of heavy linoleum.

Everywhere throughout the house, from its two luxurious dressing rooms for master and mistress to its scientifically equipped kitchen, there has been a consistent emphasis on beauty as the first requirement, beauty of line and form and arrangement, combined with every possible convenience for gracious and comfortable living.

Decorating this spring?

The purpose of "The Inexpensive Way to Decorate," a booklet by Lurelle Guild done for the Scranton Lace Company, at Scranton, Pa., is well stated in the introduction. "It is my purpose—to help you accomplish your dream house by pointing out recognized rules for decoration in general, those for specific period styles, together with simple and inexpensive ways to obtain the results you seek." The booklet, generously illustrated, shows the most popular architectural styles in this country, the period furniture we are most apt to use today, tips on the arrangement of furniture, ideas for color schemes, designs for window treatments including some for problem windows, and is generally helpful.



In Hollywood, where would you look for bright sun and shining stars? At the Beverly Hills Hotel and its famous pool . . . play-spot for the movie great. Many stars live at this luxurious hotel—most have "stopped" here on their way to movie fame.

For beautiful stars, beautiful sheets! The Beverly Hills Hotel decided that Pequots have just the kind of luxury their famous guests expect. Fortunately you don't have to have a movie star's income to enjoy Pequot richness and smoothness!

IT TAKES LOOKS TO CRASH HOLLYWOOD . . . for a sheet as well as a girl. But beauty alone didn't get Pequots into the Beverly Hills Hotel! Even in the glamour center of the universe, a hotel has to think of wear. And Pequot has starred in wear since long before movies were invented! Not just good wear, but phenomenal wear. The kind of wear that makes Pequots beloved by mothers of husky boys. The kind of wear that has made Pequot *the most popular brand of sheets in America!* So . . . buy Pequots as a thrifty housewife. And revel in the luxury that won success for Pequot in Hollywood.

America's Most Popular Sheets
PEQUOT
PEQUOT SHEETS AND PILLOW CASES
PEQUOT MILLS SALEM, MASS.

for easy, faster dish drying... try these

Ask your store for Martex Dry-Me-Dry dish towels. Their patented, three-fibre construction of cotton, spun rayon and linen makes them faster drying, more absorbent and practically lintless. Why not try them?

If your store doesn't have them send $1 for a set of 3 in red, blue or green. State pattern and color. Print your name and address. Wellington Sears Company, 79 Worth Street, New York, N. Y.

Martex

DRY-ME-DRY DISH TOWELS

U. S. Pat. 2,122,175

The 12 Most Distinguished Tables in America

IMPERIAL *Masters* TABLES

"This new Drake folding top card table is really a joy — just grand for bridge, for snacks and for console use, too!" you'll agree with Anita Louise, prominent Hollywood actress, at first sight of this smart new MASTERS table. See this and other fine mahogany creations in Imperial's MASTERS group of 12 beautiful tables now featured at leading stores.

Prices of the new MASTERS tables range from $14.75 to $37.50.

DRAKE Folding Top Card Table. Late 18th century English. Made of mahogany with interestingly figured mahogany top bordered with satinwood. **$37.50***

**Slightly higher at distant points.*

IMPERIAL FURNITURE COMPANY • Grand Rapids, Michigan

Please send me your new illustrated booklet on "THE CHOICE AND USE OF TABLES," for which I am enclosing 10c.

My name.....

Address.....

City.....State.....

6-A



MODERN BRICK for a Chicago suburb

SMALL, yes; compact, certainly, but with plenty of space for the enjoyment of comfortable living. The architect, Mr. Paul McCurry, turned a neat trick to create this feeling of spaciousness. Living and dining room join floor space to make one large hospitable room, but can be made to part company by the simple process of closing a pair of folding oak doors. The entrance hall, too, with its charming circular stairway, opens directly into the living room, adding further floor space.

A completely modern kitchen is equipped with metal cabinets, a monel metal sink, electric refrigerator and range. Its cheerful breakfast corner has proved a favorite spot for morning coffee. Yellow fixtures in the bathroom contrast effectively with the black linoleum walls, and a striking glass brick panel, adjacent to the lavatory, admits more than adequate light. The house is constructed of brick veneer with kiln dried lumber and white and black silica brick. Walls: sand finished plaster with casein paint. Muller gas-fired hot air furnace.

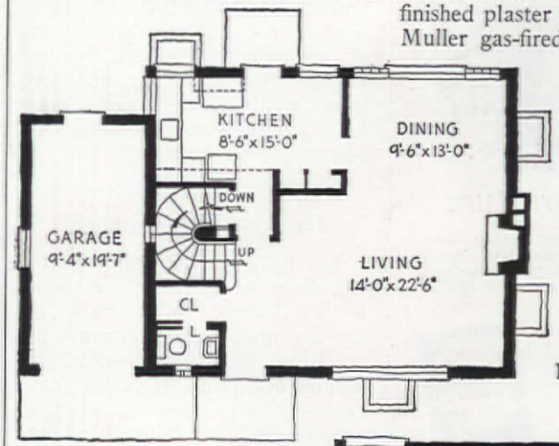

Park Ridge home of Mr. and Mrs. John C. Martin

Architect
PAUL McCURRY

Upstairs are master bedroom and two smaller ones, each with ample closet space. A large linen closet in the hall is a detail prized by Mrs. Martin

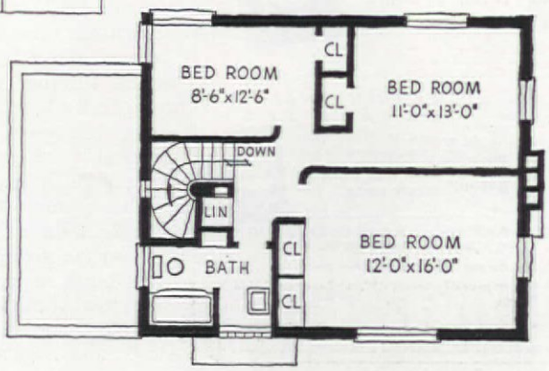

HEISEY'S *Minuet* ETCHING

STATELINESS in fine, hand-blown stemware for bridal gifts, is inexpensive in Heisey's. *(Goblets retail $12 doz. Slightly higher Denver and west.)* Choose from a splendid array of pieces MINUET-etched. These unique duotone etchings (each different) lend a fascinating air of olde time gayety and rhythmic dignity to high quality glassware. At the better stores. Write for folder. A. H. HEISEY & CO., Newark, O.

HEISEY'S
HAND · WROUGHT GLASSWARE

YES MA'AM! I'M THE LIQUID WAX THAT GIVES YOUR FLOORS LONGER LASTING BEAUTY... OR MY NAME ISN'T DRI-BRITE!

The world's longest wearing no-rubbing liquid wax

Dri-Brite is different from other liquid waxes. Its extra concentrated formula gives a harder, longer lasting, more protective finish . . . and makes Dri-Brite more economical to use.

Spread Dri-Brite with a cloth or applier. (No rubbing, no polishing.) Then watch your floors take on a glorious, rich, gleaming lustre. Saves hours of tedious work, too! Dirt, dust and stains vanish like magic at the touch of a damp cloth or mop from Dri-Brited floors and linoleum.

Try Dri-Brite today... see the difference ... and you'll never go back to ordinary liquid waxes. If your dealer cannot supply you, write to:

DRI-BRITE, INC., Dept. No. C-6
St. Louis, Mo.

BEAUTIFUL FLOORS without hardwork

FREE! *Send today for this helpful, interesting folder "Beautiful Floors Without Hard Work."*

DRI-BRITE
THE ORIGINAL, NO-RUBBING LIQUID WAX

The Home of Bells

BAB BELL

This is the story of American bells in an American farm home. It tells about a family by the name of Bell who decorated the old homestead with bells for the Christmas holidays; how they succumbed to the charm of bells; how they continued to use bells—both functional and decorative—in their home

IT BEGAN during the pre-Christmas season, December 18, 1938, to be exact. For on that date our family first started to think of bells as a festive trim. Ours is a big, rambling sort of farmhouse, built along Colonial lines about a hundred years ago. Furnished from one end to the other with early American heirlooms, American farm bells seemed most appropriate to use.

We sallied forth, and after searching the storehouse, barns, woodsheds, and the smokehouse found plenty of cow bells, sheep bells, sleigh bells, dinner bells, and school bells. Battered and begrimed with mud daubers' nests, but bells nevertheless such as every well equipped farm possessed in the early days.

We piled our loot on the back porch. Each member of the family was assigned a definite number to clean and restore. A thorough scouring and a coat of black enamel were ordered for each iron cow bell and sheep bell; a high polish for all brass bells, an absolute hands off for the sleigh bells, save a careful cleaning, for we wanted to preserve their lovely green mold.

It was fun to arrange the salvaged bells about our home. The small sheep bells, tied together with cedar branches in groups of three, were hung in each of the dining room windows. Over the long dining table, attached to the central lighting fixture and topped with a bunch of cedar, the large brass dinner bell was suspended.

In the living room, a cluster of brass school bells was fastened to the center of the fireplace mantel. One little pull of the string which held them together, and the tiny clappers sounded a genuine welcome in tones joyous and sweet. In each of the long windows of the two front rooms was a cow bell encircled with cedar.

Two matching strands of sleigh bells—twenty or more bells to each leather strand—were looped along the banisters of the central stairway. A gentle shake!

Look Lady ★★★

NEW • EXCITING • WASHABLE

"Everglaze" Chintz *at it's prettiest*

BY THE YARD ***at only 75c,*** choice of White, Pink, Green, Blue, Yellow or Cream or obtainable in lovely Made-up Draperies, Bed Spreads and Dressing Table Skirts. "The American Home" Print is typical of the many beautiful patterns and plain shades obtainable in "Everglaze", the ideal fabric for slip covers, drapes, wall coverings and countless accessories. It is *washable*, dry cleanable, sun-fast, dust-resistant, starchless, unaffected by water or alcohol, pre-shrunk (Shrinkage not more than 2% under CS 59-36) and easy to tailor.

At all leading stores or write:
Cyrus Clark Co., Inc., 267 Fifth Ave., New York

Made-up Articles, Styled and created by N. Sumergrade & Sons, Inc., N. Y.

"Everglaze" Trimmings Styled and created by Consolidated Trimming Co., N. Y.

Send for this Wonderfully Helpful Booklet "Decorating Do's and Don'ts"—24 illustrated pages crammed with practical decorating ideas—how to make your home more attractive. Send 10c in coin to:

JOSEPH BANCROFT & SONS CO.—Wilmington, Delaware

*Name*_____

*Street*_____

*City*_____ *State*_____

A-6



"...and my Mommy say all's well with my pink, healthy skin... 'cause I'm oiled well every day with Mennen Antiseptic Oil. B'leeve me, that good ol' Oil is a baby's best BODY-guard against nasty ol' germs. I sure hope YOUR baby gets this skin protection!"

Mother, to give your baby's skin the best care, to keep him more free of rashes, and safer from germs... do as practically all hospitals do, as most doctors recommend: oil your baby's skin with Mennen Antiseptic Oil every day. *Do this until your baby is at least a year old.* And use the oil also after every diaper change.

Then continue the protection with Mennen Antiseptic *Powder.* Made by a new process, *Hammerized,* it's smooth as air. And, because it's Antiseptic, it's recommended by more doctors than any other baby powder.

Note: To insure your baby's health, take him to your doctor, regularly.

MENNEN
Antiseptic
OIL *and* POWDER

Each small metal pellet in the round brass bells danced with a merry jingle.

One evening as we worked busily, a neighbor knocked at our front door. The electric bell (as usual) was out of order. The knocker couldn't be heard above the din of the radio and holiday voices, tuned to a high conversational pitch. When at last he was admitted, having resorted to terrific window rapping, he voiced his opinion with scorn.

"Ought to be puttin' all of these bells to some use. I'd hang one at the front door. Then I'd hang another at the side door. Some sense to that."

Why not? Why not install bells at the front and side entrances to our home?

The following day, a visit to the local blacksmith (Yes, we still have blacksmiths in Ralls County, Missouri) and the mechanical-minded daughter came home triumphant with the largest brass school bell in our collection. Suitably mounted, we felt that it was dignified enough to be hung at the front entrance of our home. Attached to the clapper rod is a leather thong, which you pull to ring the bell. When not in use, it hangs looped on a small hook of the brass inscription plate. On the plate these words were written in longhand—

To greet us
And your call foretell
Don't knock or shout
Just tap the bell.

While we didn't want to overdo the idea, the side entrance really needed some sort of bell. Presently we hung a sturdy cow bell. It is made of iron, riveted together on the sides. You sound this bell by a gentle push with the palm of the hand. Or a louder and noisier "clank, clank," resounds from a firm knuckle rap.

Our idea for a cow bell at this entrance came from the fact that our farm is primarily a stock farm, and stockmen who call at our home use this side door almost exclusively. The one we used is a very old one and bears a close resemblance to St. Patrick's famous bell preserved today in Dublin. The Irish saints used in their ministrations iron bells which were very much like our early cow bells.

On Christmas morning, it is the custom in our family to ring the old-fashioned farm dinner bell. It hangs high on a sturdy cedar post in our back yard. Only half of a short generation removed, this bell served as a time piece on our farm just as surely as the sundial met the needs of the ancients. It proclaimed the noon hour with a triumphant ringing.

While pocket editions of time pieces and WPA minded farm hands have made its noon day ringing less and less imperative, the dinner bell on our farm has been only partially outmoded. For seldom a day passes that it is not put to use. Three rings mean that the man of the house is wanted at the phone. Five rings signal that stockmen have called. Eight short irritable jerks inform the men that the car has a "flat" or that the women of the house need immediate help.

Farm bells, hung low on rustic gates, as one sees them occasionally nowadays, may be delightfully picturesque but their service to carry sound is sorely impaired. For sound waves do not travel far when obstructed by trees and buildings. Hung high, these bells may be both functional and decorative in the back yard garden.

After Christmas our interest in bells continued. While the cow bells and sheep bells were relegated to the corner whatnot, the large brass dinner bell was left hanging over the dining table. It appealed to our sense of fitness. We removed a modern garish type of gong from our dining room and now the old-fashioned bell is rung daily to call our family together at dinner time.

The sleigh bells were rehung on either side of a doorway leading out of the dining room to the back yard flower garden. Besides recalling happy sleighing expeditions, they add a note of quaint charm to our home.

While our home truly is one of bells, bells are not a fad with us. Nor do we collect bells. Our interest might be explained in two ways. One, our family name is "Bell." And two, our aim has been to preserve the early bells in our home as functional and decorative features.



"I'll be ready at 4, Mommy"

"It used to be hard to tell time at Janey's house, because all their clocks were different. But not now, because they have Telechron electric clocks just like we have. So I'll be ready right at 4 when Mommy comes."

CAFE is a handsome new design for the kitchen wall. Of molded plastic, it comes in ivory, green, black, white or red colors. Priced at **$4.95.** Telechron electric clocks are sold by leading dealers throughout the country, from **$2.95** to **$17.50.**



MIROLARM is an attractive alarm clock for the boudoir. The case is in blue or rose glass with a mirror finish. Priced at **$6.95.** *Iris* is the same design without alarm and sells for **$5.95.** Telechron is the most famous name in the electric clock field.

IMP is a handsome new alarm in molded plastic, available in rose, ivory or brown colors. Modestly priced at **$5.95.** Like all Telechron clocks, it is powered by the fine, self-starting Telechron motor, sealed in oil for quietness and long life.

WARREN TELECHRON COMPANY
Ashland Massachusetts
IN CANADA: THE CANADIAN GENERAL ELECTRIC CO.
A Telechron clock in every room provides a synchronized time-keeping system — like the Telechron systems that keep time so efficiently for schools, hotels, hospitals, and office buildings.

Telechron
Reg. U. S. Pat. Off.
SELF-STARTING
ELECTRIC CLOCKS

The importance of color

"How to Make Your Rooms Look Their Very Best" is the title of a booklet published by the makers of Luminall paint which contains, in condensed form, the principles of good decorating as they relate to the choice of paint color. Such helpful hints as "using a wall color that blends with plain or small-patterned draperies gives more spacious appearance to small rooms" and "in large rooms woodwork should generally be in contrast to walls because it makes the room seem more intimate" are accompanied by room sketches in full color which illustrate some of the particularly interesting colors used today. There is a list, too, of 57 color schemes taking into consideration rugs, furniture, and draperies. In view of the importance of color in decorating, this little book seems well worth the 10¢ it costs. The firm is the National Chemical & Mfg. Company, 3617 South May Street, Chicago, Illinois.

28 years ago, Sani-Flush was introduced. It freed mother from bathroom slavery. This powdered chemical keeps toilets clean and sanitary. It removes rust, grime, incrustations. It has no odor. It cannot injure plumbing connections.

For 28 years, Sani-Flush has been the easiest and best known way to keep toilets sparkling clean. Just sprinkle in a little of this powder twice a week. (Also effective for cleaning out automobile radiators.) *See directions on can.* Sold by grocery, drug, hardware, and 5-and-10c stores. 10c and 25c sizes. The Hygienic Products Co., Canton, O.

Sani-Flush

CLEANS TOILET BOWLS WITHOUT SCOURING

WHEN YOU CHANGE YOUR ADDRESS—Be sure to notify the Subscription Department of THE AMERICAN HOME at 251 Fourth Ave., New York City, giving the old as well as the new address, and do this at least four weeks in advance. The Post Office Department does not forward magazines unless you pay additional postage, and we cannot duplicate copies mailed to the old address.



A CHILD'S ROOM

YOU will thrill to the charm and attractiveness of a child's room furnished with a Lullabye ensemble. Thoughtful parents want their children to develop an appreciation for fine things and they value the help provided by this furniture of character.

The ensemble pictured here is only one of the many fine furniture groups for children illustrated in the booklet, "It's Lullabye Time." Be sure to get your copy. Send your request to Dept. AH-640, Lullabye, Stevens Point Wis.

LULLABYE

FINE FURNITURE FOR CHILDREN SINCE 1897

Housewifely ways in the garden

GERTRUDE LAOME STEINER

IT MAY be true that nothing is hard work if you like to do it well enough, but most gardeners think differently. Since it has become smart for every householder to be a dirt farmer, it behooves us to think up easy ways to do the routine jobs in our gardens.

A sure way to get a back ache that makes you wonder if it is all worth while is to spend the end of a warm spring day setting out little plants and then, after it is all over, to continue bending double while you contrive to shade them from the next day's sun. I have hit upon a way to do this that has many advantages and is really easy—in fact, fun.

All year I save the cards that come in the shirts returned from the laundry. I fold them once, sides together for the very short plants, ends together for the taller ones. Exceptionally tall transplants can be accommodated by clipping two unfolded cards at the top with a clothespin.

After the seedlings are set out and watered, I invert the V-shaped cards over them, thrusting the base of each card into the earth about an inch to keep them firmly set against the wind. I have found it better to stand them with the open ends facing north and south, as the sun reaches too far under if they are open to the east and west.

If I want to sprinkle under the tents I can do so into the open ends; if I want to remove them during a shower, I simply lift them off, and stack them at one side (if possible under cover) until I want to replace them. However, these cards are heavy enough to remain erect even when they are wet, and they can be used over and over again. They don't collapse and cripple the plants as cones or folded sheets of paper often do. And they give perfect ventilation which is very important to growing plants.

There are other things which arrive in the home and can be

AMAZING PROFESSIONAL MOTHPROOFING METHOD

now available for home use

Why not?

Yesterday Bill Johnson bought this $45 suit. When it arrived, Mrs. Johnson immediately sprayed it all over with LARVEX. That took only a few minutes and cost less than a single "pressing"—yet gave Bill's suit the positive LARVEX protection against moth damage that has been used for years by leading woolen mills, laundries and dry-cleaners.

As a result of spraying all their clothes—old and new—once a year with LARVEX, the Johnsons will never find a moth hole.

Because moths starve to death rather than eat LARVEXed clothes, sofas, rugs and drapes . . . and there's no odor, no wrapping, no storing away! Your woolens are protected against moths for an entire year and not even dry-cleaning will impair this sure protection!

And LARVEX is inexpensive—only 79¢ per pint, $1.19 per quart. So it costs less than a single pressing to mothproof a suit for a whole year with LARVEX.

At all drug and department stores. LARVEX, Chrysler Bldg., New York.

LARVEX IS *DIFFERENT* . . .

CHEAP! 67¢ worth of LARVEX will mothproof this $89.00 upholstered chair.

QUICK! A few minutes with LARVEX will mothproof a woman's coat for 12 months.

EASY! The LARVEX sprayer gives a continuous spray—so simple a child can use it.

SURE! See this spectacular display at your Larvex dealer's. A covered dish showing treated and untreated cloth with live moth worms. Proof right before your eyes that moth worms cannot thrive on Larvexed material!

LARVEX

ONE SPRAYING MOTHPROOFS FOR A WHOLE YEAR

FOR Designing Women!



Bring indoors the Springtime freshness of blossoming trees and shrubs with new draperies by Fincastle. Patterns and weaves this year are as profuse in color as a bed of full-blown tulips.



Use them in every room in your home. That is possible now because of the reasonable cost of Fincastle Fabrics—available as either Ready-To-Hang draperies or yard goods as you desire.

Special Offer

To introduce you to Fincastle quality a Beautiful Pillow Cover with moss-edging will be sent you postpaid for $1.00—easily a $2.00 value. A copy of "Window Wisdom" will be included.

USE THIS COUPON

LOUISVILLE TEXTILES, Inc.
1320 McHenry St.
Louisville, Ky.

☐ Please send me special Fincastle pillow cover and free copy of "Window Wisdom." I enclose $1.00.
☐ Please send me copy of "Window Wisdom." I enclose 10c.

Color desired_____
Name_____
Address_____
City_____ State_____

Fincastle
REG. U.S. PAT. OFF.
Ready to hang DRAPERIES Yard Goods

a real joy to the "lady-gardener."

The coarse mesh sacks in which dry onions, and sometimes oranges, are sold are ideal containers for bulbs during the period when they are out of the ground. The flat lid of a large can, tacked on the end of a small stick, makes an excellent tool for pressing the soil down on seeds. Excelsior is good for covering plants in the fall, as it does not pack too tightly about the stalks; it is also ideal for spreading over beds to give partial shade during early growing.

I always keep a common kitchen knife and fork in my garden basket; also a strong file. Often when I sit back for a few moments' rest while working, I file the edges of my hoes and trowels and even the spade. A sharp hoe is a joy forever—*if* you keep it sharp.

I never go into my garden without my garden basket. I may not mean to do any work, but usually I can't resist just fixing this or that while I am on the spot. This basket is a large, flat splint one made for holding firewood; I like it because it is easy to see what is in it. A catalogue of its contents may interest you.

I always keep a small hand-spray, filled and lying along one edge of it. Haven't you often intended to remember the spray the next time you came out to work? [True enough, but how does one know what kind of spray is going to be needed next time? Again, most sprays should be mixed fresh for use and some of them are likely to damage a sprayer if allowed to remain in it. In our opinion the better plan would be to keep a dust gun filled and ready for use.—HORTICULTURAL EDITOR.]

Next, a boy-scout ax, for sharpening and driving stakes; two sharp trowels, differing in shape, and a *dibble*. Don't be without a dibble. A ball of soft twine and one of raffia; long shears and a pair of pruning shears; two types of hand weeders with spring teeth; a bundle of bamboo sticks, and a couple of large cloths—if you wonder what for, put them in your basket and you will find plenty of reasons, what with mud to be wiped from your hands, shoes, and tools, etc. Then a flat pan to stand plants in when moving them from one bed to another. The hose nozzles for different kinds of sprinkling; a marking pencil and some markers; a few extra washers for the hose (on a keyring or large paper clip). And, on top of this miscellany, my kneeling cushion and a pair of old slippers.

And now there is one thing more which a really sincere gardener should always take with her into the garden, no matter why she goes there nor with whom. That is a firm resolve to do one kind deed each trip, if it be only to pull up a single weed, or snap off a single flower that is going to seed.

3
MODERN AIDS TO BETTER LIVING!

Here is a trio of timely ideas that will add greatly to the family's own enjoyment this summer—and enhance your reputation as a hostess:

1. A HANDY ICE CHEST

You'll find many uses for this efficient little chest—to store extra ice or ice cubes . . . to chill bottled beverages quickly . . . for the keeping of extra vegetables and other foods. The handy new Ice Chests hold a lot, cost little—$8.50 up, f.o.b. factory, depending on size.

2. PLENTY OF PURE TASTE-FREE ICE CUBES

There's never an "ice cube famine" in homes which have learned to order the cubes they need from their *ice company*—crystal-clear, hard-frozen cubes that do not give beverages an "off taste."

3. VELVETY ICE CREAM



There's all the difference in the world between good, old-fashioned ice cream and the "still-frozen" sort. Here's the latest thing in freezers—so efficient that just five minutes turning does the trick. These modern freezers cost only $5.25 up, f.o.b. factory.

Ask your local Ice Company about these three modern aids to better living.

NATIONAL ASSOCIATION OF ICE INDUSTRIES
228 North La Salle Street, Chicago, Illinois
In Canada: 137 Wellington St. W., Toronto

Amateur gardeners dig in

MARLEE SMITH

"I was talking to Mrs. Jones," said the postman. "You know the lady I mean; she lives in the Dutch Colonial house with the pretty rock garden. She was wondering how much you wanted for your place."

"But we don't own this house!" we gasped.

"Well, now, you don't say," answered our fellow garden lover of the daily mail. "I thought by the money you spend on flowers around here you must have bought this house."

Such words, we assured him, were pleasant to our ears. With praise like his we feel encouraged to tell our neighbors up and down the street how two ignorant "apartmentiers" have developed into dabblers in the rainbow colors of annuals and perennials.

Since we're renting, we cannot put a lot of money into a garden and then move away and leave it; but we feel that the money we *have* spent has gone into a hobby which has already returned full measure. Unlike most sinners, if we move on and leave all but our slips behind us, we can say that we had fun, even if it has occasionally kept us from taking in a musical comedy.

Our city lot is 50 by 150 feet in extent and decorated by a scraggly privet hedge which weaves an inebriated straight line along the western side. A mixed hedge, planted by our neighbors and borrowed by us by not pruning it, affords an unearned background on the east. The flower census taken five years ago when we came here showed some overcrowded iris between the sidewalk and the west side of the house; more of the same variety (unnamed and nameless) along the west strip between the back-yard sidewalk and garage; a lone althea bush at the rear east corner of the lot, and a few lilies-of-the valley bestowed stragglingly in front of several clumps of iris. And we were among the "four out of five" who have Spirea vanhouttei—ours is planted in front of the porch.

As we are also among those who *must* dig in the ground, a flower garden, no matter how untoward the soil, is a necessity. Even when we were of the race of apartment dwellers, a window-box, high above the city street, struggled to satisfy our longings

Save your old paint brushes and pin a medal on yourself!

Those hard-and-hopeless paint brushes huddled away in attic or garage . . . let Savabrush save them and earn a thrift-medal in the process! For a 10¢ carton of Savabrush has enough overnight-magic to bring several brushes back to life. This presto-powder dissolves paint, varnish, shellac, enamel; makes the bristles soft, pliable, good-as-new; cleans the brushes down to the heel. If your dealer is not supplied, send 10¢ for postpaid package to Schalk Chemical Co., 352 East 2nd St., Los Angeles.

●40 Big Fascinating Pages
119 Colorful Illustrations
6 Official Road Maps

Free VACATION GUIDE

"JOYOUS VACATION DAYS in Tennessee" completely describes the mile-high Great Smoky Mountains; battlefields and historic shrines; gigantic TVA dams and lakes; metropolitan cities and quaint mountain villages; State and National Parks; Plantations and unspoiled wilderness; and everything in Tennessee—the ideal vacation State. It's **FREE**, send for yours now!

DEPT. OF CONSERVATION
Room 954 State Bldg. Nashville

Scenic State of **TENNESSEE**

You've *always* wanted an OUTDOOR FIREPLACE

Here's a Simple Practical Way to Build One:

Patented Just enclose the **Hancock Skeleton Unit** in Masonry and your Outdoor Fireplace is complete.
Write for information—enclosing 10¢ for structural data on variety of designs.

HANCOCK IRON WORKS
50 W. Pike St., Pontiac, Mich.

for "green shade in a desert land." When we moved to a real house on a real lot we were glad to be on land again, but landscaping was an art still hidden from us. I'm not sure we know yet how to 'scape land, but we're learning.

That first year we began with gladiolus, snapdragons, sweet peas (one of our sweet regrets as it turned out later), larkspur, and whatever donations our gardening forebears vouchsafed. All these we planted in individual plots in front of the backyard privet hedge. More space was spaded as our desires grew and soon, along the west side of the backyard, from the corner of the house to the paved alley, lay a patchwork runner. The first shovelful of earth we turned over in this adventure was worthy only of a groan. It was clay—sticky yellow and full of gravel; the whole uninviting mixture the color of sick *café au lait*. We didn't know then about acid and alkaline soils, peat, loam, and humus, so we just stuck our nice little plants and corms and seeds into that alien ground—and we got results since they were all kinds that "grow anywhere." We had lots of fun and some flowers. But that first summer we noticed that the sweet peas were gone like the parched grass in the Bible, leaving an awfully bare space too late for us to mend. Then we set out to remedy the matter, for by that time our dander was up, and we had become so garden-minded that we began to read gluttonously everything about plants and soils that we could lay our hands on. "The Book of Annuals" and "The Book of Perennials" by Alfred C. Hottes became our standbys, while Farmers Bulletins 1381 on "Herbaceous Perennials" and 1171 on "Growing Annual Flowering Plants" also helped us, together with other more specialized government bulletins and free leaflets obtained from various seed companies.

Another problem cropped up that first autumn. Neighborhood children had the habit of making paths across various yards at their convenience. When our place was all grass we had not minded, but now we winced at our beloved plant children suffering such treatment down beneath the snow. As a tactful suggestion that all use the walk provided, we built a picket fence, across the backyard from the west corner to the driveway. Made at home with two by fours for posts and painted white, it cost us perhaps four dollars.

That fence clamored for some flowers, so we turned the runner around the corner to the east behind it. This, where there is now bloom each year from crocus to chrysanthemum, we call our long border. In the angle where the two beds meet at our home-grown



"Lysol" cleans and deodorizes floors, woodwork, cellar, dog house . . . and dog!

DISINFECT AS YOU CLEAN . . . with "LYSOL"

HOSPITALS and home-makers are used to fighting *germs* with "Lysol". "Lysol" cleans, disinfects and deodorizes. Do you know that its regular use also helps discourage fleas and ants?

Add "Lysol" to the scrub pail when you clean floors, woodwork, windows, walls, tiling, linoleum. This is especially important in dark or damp places (cellar, attic, pantry, under-stair cupboards).

Use "Lysol" when you clean the sink, drainboards, toilet, bath tub, washing machine, garbage pail. "Lysol" deodorizes as it cleans.

And when you wash the dog, use "Lysol" in the water—1¼ tablespoonfuls to each gallon of water. (Avoid getting in dog's eyes.) Helps keep his coat clean and glossy, and deodorizes, too. Disinfect your pet's dishes, bedding, kennel and run with "Lysol".

FIGHT INFECTION throughout your home! Disinfect as you clean.

IN DAILY CLEANING
Always be sure to use "Lysol" in the water, to mop floors, walls; to wipe furniture, stair rails, doorknobs, etc.; to rinse brooms, mops, and cleaning cloths.

IN THE BATHROOM
Keep your bathroom wholesomely clean; wash floor, tiling, tub, toilet—wash basin *daily*, with "Lysol" in the water. "Lysol" deodorizes, disinfects as it cleans.

IN THE MEDICINE CHEST
In the proper dilutions, as directed, "Lysol" is an efficient antiseptic to cleanse minor injuries, relieve insect bites, and treat ringworm of the foot.

Lysol Disinfectant

--PASTE THIS COUPON ON A PENNY POSTCARD!--
GUIDANCE FOR WIVES AND MOTHERS

LEHN & FINK PRODUCTS CORP.
Dept. A.H.-406, Bloomfield, N. J., U. S. A.

Send me the book "Lysol vs. Germs", with facts about feminine hygiene and other "Lysol" uses.

*Name*_____

*Address*_____

Copyright 1940 by Lehn & Fink Products Corp.



No longer need you be bothered with dingy, blackened grates and an unsightly top. Gloramic, with its newly discovered lustrous material and silvery grids, gives you a top that's a joy to look at, a pleasure to work with, and no trouble to keep bright and shining.

To record-breaking performance — Gloramic adds the touch that's winning for Glenwood the title: "America's Most Beautiful Range." It is the outstanding buy of the year.

All the new Glenwoods have Gloramic Top Burners.... See them at your Dealer's or local Gas Company —*now!* Or write Glenwood Range Co. — Dept. A-2 — Taunton, Mass.

All Glenwoods *can be supplied for tank or bottled gas*

This seal on your Glenwood means that it has met all the twenty-two exacting requirements for Certified Performance.

Glenwood

MAKES COOKING EASIER

forsythia, we have put a birdbath. Crocuses, daffodils, tulips, columbines, delphiniums, roses, (yes, *in* the border) hardy coreopsis, false dragonhead, and coral bells are some of our perennial stock in trade. We raise our own columbines from seed; the delphinium plants and crocuses we bought. The coreopsis and false dragonhead from neighbors, the daffodils and tulips from our flower-loving parents, and the coral bells were a gift. Subjects common as dirt and as rare as a day in June—all are mixed in our border for show and for beauty because they are not expensive. Fortunate in having neighbors and friends ready to trade cuttings, seeds, and plants, we need not spend much on this rented place, but we use our hobby money for a few good things. The roses and a couple of named varieties of delphinium cost us the most. The rest we have planted for the sheer joy of watching plants grow.

To fill most of the border, since we rely largely on the cheaper annuals, we used one year zinnias in the varieties Dream, Exquisite, Luminosa, and Purple Prince, with Guinea Gold marigolds, all for the tall back row. Edging plants were mixed double and single portulaca with sweet alyssum Carpet of Snow. The intervening space was filled with snapdragons, larkspur, bachelor buttons, lilliput zinnias, French and dwarf marigolds, and other mostly foolproof annuals. These are planted close together and fertilized heavily. If they fail to give us satisfactory bloom they are pulled up and their place is filled with other annuals from the seedbed, which has been on the east side of the house, but which, this coming year, we plan to put in our vegetable garden across the alley.

Since the border is only fifty-four feet long, we put our roses in it—there are now four of them, in the center. To our rose-loving friends this is a cause of much horror; but we find this economy of space important. It need not mar the symmetry of the border, since tall annuals have space to grow behind the roses and there is room for low edging plants in front of them. For our idea we have no less a sponsor than Gertrude Jekyll who wrote that there is no reason why a ground cover should not be used in the rose bed. And I might add that the results are more than satisfactory.

We moved the iris back to the beds along the west side of the house and garage, and have added tulips and narcissus for early bloom. California poppies edging one and nasturtiums in the other with a few transplanted annuals make continuous summer bloom.

East of the house the grass made a feeble attempt to grow up to the foundation stones. In our ignorance we planted rock garden plants there. We haven't yet reached the point where we can refuse plants we have no place for, so this was our overflow border, and also our seedbed; but it does not satisfy. Next spring we shall take all these orphans out (don't ask us where we'll put them—we haven't begun to worry about that yet) and make this east border a chrysanthemum bed.

Even shrubbery we have not found an expensive problem on a rented place. The difficulty is in practicing restraint. From our neighbor's mixed hedge on the east side we have adopted some wanderlings—forsythia, high-bush cranberry, Russian olive, and sumac. And thereby hangs a tale: The agent from whom we rent has told us a number of times how much we have improved the appearance of the place, and this fall, when the shrub-planting fever again descended simultaneously into the bones of both members of the family, we felt that we could ask this friendly soul's permission to alter the very face of the land and plant a mixed hedge along the front of the lot to afford us privacy from the street side and perhaps another grand long border!

"Go ahead," was his cheerful answer to our somewhat anxious question, "plant what you want. If the owners don't like it, it won't hurt them to take it out when you leave."

It *will* improve the place, we feel, and what a gorgeous time we anticipate setting out the young Russian olive that made its way from next door; an althea mothered by our lonely bush; several forsythias grown by layering the branches of the old shrub, and a lilac given us by a friend and now badly in need of transplanting. The imagined privacy will be somewhat thinly distributed for the next two or three years, and may have to be eked out with hibiscus. Perhaps it will never materialize if we move next year. But it will be fun to begin to change the whole picture!

And what a satisfaction it is to hear the man from whom we rent exclaim, "How you've improved this place—and what wonderful flowers! I can't even grow parsley the way you do!" Strangers, walking up and down in the paved alley back of the house, stop to admire the border, to watch the birds splashing in the bath and to comment on the beauty of our yard. When they find out that we do all this work *on a place we do not own,* we can see by their puzzled look (not quite masked by their politeness) that they think we are slightly crazy. And so we are—crazy about flowers.

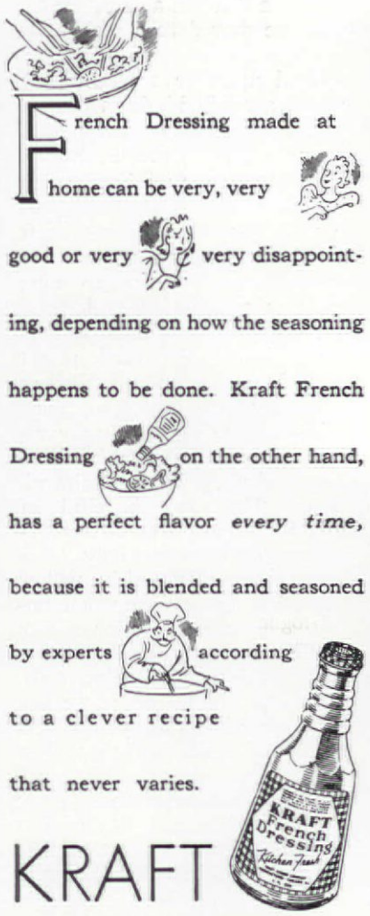

A GLASS IN THE HAND is worth two on the shelf, said Bob. His hint gave me the bright idea that there's no use just saving our nice *Rock Sharpe Crystal* for state occasions. We might as well enjoy it ourselves, for all our needs from breakfast fruit juice to midnight snack. I even bought tall-footed tumblers to match our *Arvida* goblets.

Prices as low as **65c** to **75c** each. (Price depends on locality). See the sparkling array of deep-cut designs in the *Rock Sharpe Crystal* collection, at your local stores. Or write for folder. Dept. A-6, Cataract-Sharpe Mfg. Co., Buffalo, New York.

FREE

GUIDE TO *Western Vacationlands*

This attractive folder which contains interesting photos and brief description of Western National Parks and other colorful regions will make it easy for you to decide where to go for your summer vacation. Mail coupon for your free copy.

THE PROGRESSIVE
UNION PACIFIC RAILROAD

W. S. Basinger
Room 801, Union Pacific Railroad
Omaha, Neb.

Please send me your free book "WESTERN WONDERLANDS."

Name _____

Street _____

City _____ State _____

Garden Musings

JEAN COWLES

THERE is more to gardening than the actual making of a garden. It is a hobby that grows in interest regardless of age, pocketbook, climate, and family. Once you have planned and planted a garden, you become interested in every other garden you see or read about. When you travel, you notice gardens; you observe and compare the garden books in different public libraries; you listen to radio broadcasts of garden advice with new interest and an increasingly critical attitude, and when the first new seed catalogue arrives some dark, dreary winter afternoon, you greet it like a best seller.

• • •

Some gardeners could well do a lot more planning and less planting. Choice flowers are often wasted from a decorative viewpoint because too many varieties and too many colors are planted together, whereas a few pink hollyhocks beside an unpainted farmhouse or along a white picket fence may make an unforgettable picture. One well-planned use of flowers which I have long remembered with pleasure was a roof garden consisting simply of a row of white petunias in colorful blue, pink, and green pots set in a row along a stretch of flat roof between dormer windows of a little house on a New England village street. It was an ordinary little frame house, but that inexpensive touch, which anybody could achieve with a paint brush and a few seeds, distinguished it from all its neighbors.

Down in Maine, many farm women have gay little gardens the size of a pocket handkerchief. Lilies, peonies, hollyhocks, and zinnias furnish glorious color throughout the summer months and add much to the pleasure of motoring gardeners as well as to their owners. Planted right against the houses, these small gardens achieve a double effect, since the cheery flowers can be seen from inside the houses as well as from the road.

• • •

There is always something for each of us to learn from a flower show, no matter how small or amateurish. The flowers may not always be choice specimens, and their arrangement may not be artistically successful, but you can usually pick up some useful new ideas. At one show in a small country town last summer, I discovered several lovely antique

[*Please turn to page 126*]

GENUINE *California Pottery*
SALT *and* PEPPER SETS

...for only 20¢ a set

...and 6 LABELS from Chicken of the Sea Brand Tuna or White Star Tuna.

"It's a 75¢ Value!"
say buyers of many of America's leading department stores

A 75c value...for only 20c and 6 labels. *What a bargain!* Serve delicious tuna dishes several times a week, so that you can quickly get your first set; then keep on doing it and get *several* of these clever little salt and pepper shakers! Your family will like this quality tuna, because there are so many different ways of serving it, both hot and cold. Canapes, cocktails, salads, creamed tuna, en casserole, delicious sandwiches...to mention but a few!
These brands have been America's favorites for 28 years, because only the tender, *light* meat is packed. Contain Vitamins "A" and "D" and Iodine, effective preventive of nutritional goiter. Get a supply *today!* And clip the coupon below for easy ordering of Salt and Pepper Sets:

001

Van Camp Sea Food Company, Inc.,
Box C, Terminal Island, California

(Postage Stamps not accepted)

Enclosed find ___ Cash ___ Money Order ___ Check for $_____. Also ___ labels from Chicken of the Sea Brand or White Star Tuna. Send me _____ SALT & PEPPER SETS (Salt Shaker is Canary Yellow; Pepper Shaker is Turquoise Blue).

Name _____

Address _____

City _____ State _____

She'll cook in it -JOYFULLY
She'll serve in it -SMARTLY

Club Hammercraft "Stove-to-table" Ware —a gift of Beauty and Utility

THE COFFEE MAKER— makes grand coffee, *serves* it smartly . . . and keeps it hot on the table! ("Club's" thickness retains heat.) Drip-type, in Hammercraft finish . **$4.95**

THE CASSEROLE —bakes *top-stove*, saves on fuel—then, on the table, keeps food hot. Genuine Club Aluminum (the famous "waterless" cookware used in nearly 3,000,000 homes) . **$3.95**

THE STEAK PLATTER— broils steaks, chops on *top* of the stove, then takes them to the table, sizzling hot! Kitchen-practical, yet table-service de luxe . **$2.95**

Here's grand cooking and table service all in one!... beautiful Club Aluminum Hammercraft ware in which you *serve* as well as cook!... Take their silvery smartness right "from stove to table!" Save time, have fewer dishes to wash, and keep food hot! *It's the smart new way to serve.* Three matching pieces —any one, or the set, a gift magnificent. Club Aluminum Products Co., Chicago.

Also see complete Club Aluminum sets, (now about half former home luncheon prices)—at selected department and hardware stores, or through home service tea and coffee companies.

Copr. 1940, Club Aluminum Prod. Co.

CLUB ALUMINUM
hammercraft **WATERLESS COOKWARE**

Did you know?

We have known for a long time, about how informative and helpful these various cooking and kitchen booklets are, and they aren't trade secrets at all so we thought we'd bring to your attention this list of helps for the harassed bride. All of these booklets are free except where the price is listed

"Heinz Recipe Book." Elegant cook book with wonderful recipes and mouth watering pictures. Everything you need down to how to use all your bewildering new gadgets, 50¢. H. J. Heinz Co., Pittsburgh, Pa.

"Mirro Cook Book." Very complete from plain to fancy, well indexed. $1. Aluminum Mfg. Co., Manitowoc, Wis.

"The Mazola Salad Book." Salads for all tastes; they could even make a convert or two. Corn Products Refining Co., 17 Battery Place, N. Y.

"Season To Taste." A little book for epicures. Excellent and simple recipes edited by Crosby Gaige. American Spice Trade Assn., 82 Wall Street, N. Y. C.

"Kerr Home Canning Book." Everything in the world anybody could possibly want to know about canning. Kerr Glass Mfg. Co., Sand Springs, Okla.

"Hotpoint Electric Cooking and Home Canning Book." Well indexed little book of very good workable recipes. 50¢.

"Entertaining Round the Calendar." Easy and festive trimmings for parties. Knox Gelatine, Johnstown, Ky.

"12 New Colman's Recipes." Interesting new ways to use our old friend, mustard. Atlantis Sales Corp., 3342 Mustard St., Rochester, N. Y.

"Check Your Wiring." Splendid job of actual and very necessary information, 4¢. Adequate Wiring, 155 East 44th Street, N. Y. C.

"Meals Go Modern Electrically." Lots of well planned meals and recipes. 10¢. Edison Electric Institute, 420 Lexington Avenue, N. Y. C.

"Fish and Seafood Cookery by Booth." Wonderful recipes that make you realize how good fish can be. Booth Fisheries, 23 Peck Street, N. Y. C.

"Ten Lessons on Meat." How and what to buy and what to do with it after you've got it. 10¢. National Live Stock and Meat Board, 407 South Dearborn Street, Chicago, Ill.

"G-E Cook Book." Step by step rules and perfectly swell recipes. 10¢. G-E, Bridgeport, Conn.

"General Foods Cook Book," $1, and "All About Home Baking." 25¢. These two and you would never need to bother with more, except maybe a little pamphlet called "Marvelous Meals with Minute Tapioca." General Foods Corporation, Battle Creek, Michigan.

"Filling the Cookie Jar," and "Refilling the Cookie Jar," are two of the nicest little jobs on the subject and they mean just what they say (though not for long). Home Economics Department, Kellogg Company, Battle Creek, Michigan.

"Modern Recipes for the Modern Hostess." More good things to do with molasses than you ever dreamed of. Brer Rabbit Molasses, Penick and Ford, Ltd., New Orleans, La.

"Food and Health Cookery." One of the handiest primers with menus too, 5¢. Association of Gas Appliances and Equipment, 60 East 42nd Street, N. Y. C.

"Royal Success in Baking." Companion piece to the grand "Royal Cook Book." Standard Brands, Inc., 595 Madison Avenue, N. Y. C.

"Successful Baking," by Martha Lee Anderson. My, what a lot of good things you can bake with soda! Church and Dwight Co. 70 Pine Street, N. Y. C.

"Menu Magic in a Nutshell." That little something extra for your meals. California Walnut Growers Association, Los Angeles, California.

"Your Frigidaire Recipes." Ways to make your refrigerator jump through hoops for you. General Motors, Frigidaire Division, Dayton, Ohio.

"The Macaroni Family." The delicious members of the family are wonderfully trained and have the most charming manners, 5¢. National Macaroni Institute, Braidwood, Illinois.

"Economical Canned Food Recipes." One of the best possible little booklets for general use. American Can Company, 230 Park Avenue, N. Y. C.

"Romance in Recipes, Eggs and Poultry All Over the World." Every recipe a grand one on a subject you so often give up on. 50¢. Institute of American Poultry Industries. 110 North Franklin Street, Chicago, Illinois.

"Refrigerator Recipes." All the things your refrigerator will do for you and they are legion. National Association of Ice Industries, 228 N. La Salle Street, Chicago, Ill.

"39 New Recipes for Salads and Sandwiches," and "Mayonnaise Menu Planners." There never was a time when you had enough of this kind of recipe; both booklets are grand. The Best Foods, Inc., 88 Lexington Avenue, N. Y. C.

"Menu Gems from Hawaii." A marvelous little book with all manner of ideas for pineapples, bite size. Hawaiian Pineapple

A Perfect Choice for the *Newly-weds*

Year after year thousands of enthusiastic users and very fine cooks choose
THE SETTLEMENT COOK BOOK
The Way to a Man's Heart
Compiled by Mrs. Simon Kander
as a special gift to the newly-weds, having found it most practical, up-to-the-minute and reliable.

The 3000 recipes tested in a *home kitchen* are suitable for every type of household. The directions are easy to follow. Recipes for elaborate, partified dishes have been simplified, so the beginner will achieve the same results as the expert.

The necessity for ever recurring new editions of this remarkable book makes constant revisions possible, and assures the very latest in the art of cookery.

The Settlement Cook Book covers every phase of cooking, baking, serving, pickling and preserving. Includes Menus and authoritative Diets for Infants and Invalids.

It is a storehouse of information for those interested in good food, well cooked. Handy index. Washable cover. At your dealer or send check or money order direct.

The Settlement Cook Book Co.
715 N. Van Buren, Milwaukee, Wis.

PRICE $2.50

NEVER A DULL MORSEL—

WHEN FOOD IS SEASONED WITH COLMAN'S

• This choice dry mustard makes a magic difference in the flavor of meats, sauces and salad dressings. Fastidious appetites enjoy its racy, zestful tang. Chefs in great hotels the world over use Colman's—consider it as necessary as salt and pepper to season food properly. Keep a tin always handy in your kitchen!

Adds Sparkle to Food

FREE RECIPE BOOKLET—
Atlantis Sales Corp., Sole Distributor, 3342 Mustard Street, Rochester, N. Y. Please send me 12 new Colman's recipes.

*Name*_____

*Address*_____

DON'T RISK FALLING!

STAND SAFELY ON A *Rubbermaid* BATH MAT

• Make your bathtub safe! No danger of serious injury with a non-skid Rubber-maid Bath Mat to provide a sure footing.

Match your bathroom colors: green, blue, orchid, yellow, black and white. Also peach, turquoise, wine, red or chocolate. See them in leading stores. If not sold locally, send us check or money order. Specify color wanted.

Rubbermaid
HOUSEWARE
WOOSTER RUBBER CO. WOOSTER, O.

In Self-Defense!

the NAGEL-CHASE Mfg. Co.
2011 No. Ashland Avenue
Chicago Illinois

send for *Free* SMOKER STYLE BOOK

CASH'S PERSONALIZE IT... PROTECT IT... MARK IT WOVEN NAMES

FOR CAMP & VACATION, the laundry and all your belongings are safe if you mark them with Cash's *Interwoven* Names. Now! —An extra dozen FREE with every order. At most department stores, or write us. Ask also about Cash's Pair Numbers, Sheet Markers, and Cash's newest products — Woven Belts and Trimmings.

TRIAL OFFER: *Send us 15c for 1 doz. of your first name and sample of NO-SO for attaching without sewing.*

CASH'S 190 Chestnut St., So. Norwalk, Conn., or 6223 So. Gramercy Pl., Los Angeles, Cal., or 30 Gray St., Belleville, Ont.

CASH'S NAMES 3 doz. $1.50 9 " 2.00 6 doz. $2. 12 " 3. NO-SO Cement 25¢ a tube

Company, 215 Market Street, San Francisco, California.

Mary Hale Martin's 96-page illustrated collection of favorite new recipes, 10¢ and three labels from Libby's Foods. Libby McNeil and Libby, Union Stock Yards, Chicago, Illinois.

"Magic Entrees to Make with Canned Salmon." Things that look like magic all right and are really very easy to whip up. Canned Salmon Industry, 1440 Exchange Building, Seattle, Washington.

"Recipes for Good Times and Good Health." A lot of things you wouldn't think of by yourself to do with grapefruit and oranges. Florida Citrus Commission, Lakeland, Florida.

"The Wesson Salad Bar." All about the smart new way to serve from Wesson Salad bar. Wesson Oil and Snowdrift People, 210 Baronne Street, New Orleans, La.

"A B C, A primer of Bread Baking." Makes it all so simple you can take prizes at the fair, right off. 5¢. Wheat Flour Institute, 309 W. Jackson Blvd., Chicago, Illinois.

"Making the Most of Your Servel Electrolux." There are so many other things than making ice or ice cream that your refrigerator will do if you will give it a chance. 5¢. Servel, Inc., 51 East 42nd St., N. Y. C.

"Sunkist Lemons Bring Out the Flavor." The lemon certainly turns out to be one of man's best friends, California Fruit Growers Exchange, Los Angeles, California.

"General Electric Kitchens. Designed for Better Living." The Home Bureau, General Electric Company, Bridgeport, Conn.

"Let Us Tell You About Kitchen Planning with Curtis." Curtis Companies Service Bureau, Clinton, Iowa.

"A Dream and a Promise." How many times you've dreamed of a kitchen like this. Whitehead Household Division, 304-314 Hudson Street, N. Y. C.

"Whitehead Work Saving Kitchens," incorporating gas, Hotpoint, Westinghouse, or General Electric, as you prefer. Whitehead Metal Products Co. of New York, Inc., 304 Hudson Street, New York, N. Y.

"Tops in Kitchen Selling. Here, There, and Everywhere." Monel, The International Nickel Company, 67 Wall Street, New York, N. Y.

"Things to Know Before Planning a Kitchen." Kitchen Maid Corporation, Andrews, Indiana.

"Plans and Color Schemes for Kitchens and Bathrooms." 24 pages in full color from Kohler Company, Kohler, Wisconsin.

"New Kitchen Planning Book." Full of helpful hints. St. Charles Mfg. Co., St. Charles, Illinois.

"TURNABOUT"

While making this hilarious new comedy, all-star picture cast enjoy Dole Pineapple Juice between scenes.

The Hal Roach players in the current Thorne Smith comedy "Turnabout," as shown in these photographs, include such popular stars as Carole Landis, John Hubbard, Mary Astor, Bill Gargan, Franklin Pangborn, Donald Meek, and Joyce Compton.

On a movie set Dole Pineapple Juice is refreshing, and you will enjoy it, too, at breakfast, between meals, at any time when thirst calls.

What goes on here? In this scene in "Turnabout," they are having difficulty trying to create a Hawaiian setting. No wonder. That is just as difficult as it would be to try to imitate the flavor of Dole Pineapple Juice. Only Nature and Hawaii can give Dole Pineapple Juice its matchless flavor. *Wouldn't a tall glassful taste good right now?*

DOLE PINEAPPLE JUICE FROM HAWAII

GIVE HER A SILEX!

That's what she wants!

"BECAUSE I'll use it every day"... "then I'll know I'll have perfect coffee every time"...Brides give a dozen different reasons why...but they all want a Silex! Give them as wedding gifts to your favorite brides. Wide neck models for easy cleaning, narrow neck models for better pouring. Kitchen models, $2.75 to $5.25. Electric models, $4.75 to $29.95.

Coffee is Better in Glass... Best in Silex

FAMOUS PROFESSOR GIVES 5 RULES FOR MAKING PERFECT COFFEE EVERY TIME

1. Never let *boiling* water touch coffee. *In Silex it never does!* (*The bubbling action in the upper bowl is steam.*)
2. Don't let coffee and water get together more than once. *In a Silex the water touches the coffee only once.*
3. Brew not more than 6 minutes. *Only Silex has the patented "self-timing" electric stove which keeps water and coffee together the correct time to infuse properly.*
4. Filter perfectly. *The exclusive Silex cloth-covered spring tension filter keeps the coffee completely clear from sediment and dregs.*
5. Glass is best. *All Silex Glass Coffee Makers are made of Pyrex brand glass, guaranteed against heat breakage for one year.*

"BRETTON" ELECTRIC

Black trimmed, 8-cup size, wide neck

OTHER IMPORTANT FEATURES

ANYHEET CONTROL, keeps brewed coffee at desired temperature. Dial your heat.

PYREX BRAND GLASS USED EXCLUSIVELY

SILEX SPRING TENSION FILTER allows upper bowl to be inverted without dislodging grounds.

Genuine SILEX

THE SILEX COMPANY, HARTFORD, CONN.

Creators of the Glass Coffee Maker Industry

My garden record

MARY LINDSAY HOFFMAN

SEVERAL years of life as a school librarian have convinced me that a card catalogue is the best way to keep almost any kind of record. So, I thought, why not a garden record? During the last few years, I have answered that question to my complete satisfaction. "Everything absolutely alphabetical," I used to tell my student assistants; and that is all there is to it.

I began with one card for each plant, but soon found that I wanted two. On one I make notes about the plant, gleaned from catalogues, magazines, books, and the experiences of friends; on the other I record my own experience with it. I use cards of two colors—blue for my own record, white for the other notes. This makes it much easier to find whichever type of information I want. Sometimes I have for a long period only the white card while gathering information and looking forward to a blue card which I hope to install when I have finally acquired a long-coveted plant. Of course, there can be any number of cards of each color for any particular plant.

Here are samples of two of my early cards:

Hesperis—Sweet Rocket (on a blue card)
1934—seed from John Dudley's garden planted Aug. 18. Trans. Sept. 24.
Very large returns. Blooms with late tulips.
Try near hollyhocks next year.

Anchusa (Dropmore var.) (on a white card)
3 to 5 ft.
If not allowed to seed will bloom second time.
Pick off ugly lower leaves.
Sun—good soil;
Mulch in winter.
Division—or, root cuttings in frame in Oct.

When this much was done, I found I still had some miscellaneous information in my old scrappy notebook. What should I do with such things as "Combinations in the Garden," "Arrangements for the House," "Insecticides?" "Strictly alphabetical," answered my library mind, "then you can find it."

So there are cards of a third color—buff—for everything not included under plant names. But whatever its color, the card goes in alphabetically. That is, "Columbine," on blue and white cards, is followed by "Combinations" on a buff card. The buff set will never be as numerous as the first two, but it is useful none the less. Some people may want to make a little key for it, indicating where to find subdivisions of a subject, as, for instance, "Japanese" under "Arrangements." But this catalogue is made solely for the owner, and thus far I have felt no need of this extra elaboration. I *know* "Japanese" comes under "Arrangements!"

When I have time, in some distant day, I shall keep a lovely poetic diary, such as any garden deserves. Therein shall be set forth the glories of each plant, from the shooting forth of the first bold blade, through all its growing and sleeping under my tender care, to its sweet flowering. Each day I shall note what groups, what corner, which rows and beds deserve special praise at that time. I shall try to get down on paper the exultation of soul I so definitely feel walking down my garden path on a fine May morning with tulips flaming and nodding at me.

But until that leisurely day arrives, I believe this catalogue is going to prove the simplest and most practical way to cull and preserve and make use of the information which will, each year, bring my garden nearer to the realization of my dream.



Cream cheese that's *Guaranteed Fresh!*

LOOK FOR THIS BRAND NAME "PHILADELPHIA" ON THIS SILVER-FOIL PACKAGE



IF BUILDING *or Modernizing*

don't overlook the advantages of modern wood casements equipped with

Win-Dor Hardware.

Now you can have these delightful windows which swing outward, drape and clean so easily and are so convenient at no greater cost. Win-Dor equipped windows have these advantages;

A Easily opened and closed (by turning crank) even when above a sink, stove, radiator, etc. End injurious reaching and lifting.

B With Win-Dor extension hinges both sides of windows are washed from inside . . . no dangerous and terrifying balancing on window sills.

C Take light, tight inside screens and storm sash . . . no hazardous ladder work.

D Win-Dor Snuggers hold window tightly closed . . . windproof and non-rattling. Casements swing out. . do not interfere with drapes.

WRITE for "Things You Ought to Know About Casement Windows." Use coupon below.

THE CASEMENT HARDWARE CO.
404-HN. Wood Street Chicago, Illinois

Gentlemen: Please send me free booklet — Am interested in: ☐ New Building ☐ Modernizing

Name.....

Address.....

For the male cook in all his glory!

[*Continued from page 67*]

even over night. You get a more pronounced flavor this way and since most of the sauces contain vinegar or some other acid, the meat is quite a bit more tender.

Keep the sauce piping hot and when you are ready to serve your steak don't pour it on top as some barbarians do and spoil the crispy surface. Pour it on the plates, or better, serve it in small dishes and let everyone just dunk to his heart's content.

Now here's something to remember: The experts of the Bureau of Home Economics of the U. S. Department of Agriculture have made thousands of tests to prove that long, slow cooking of all meats gives best results for tenderness and flavor. So watch your heat. Sure, I know you can't turn it up or down like a gas flame, but you can regulate it by pushing some of the embers to the back after both sides are seared.

And *don't* season it until it is ready to serve. Salt extracts the very juices you want to keep in and burned pepper is bitter. Besides, seasonings added while barbecuing are pretty largely washed away by the sauce.

A hint about the buns or rolls. Have plenty of them and keep them hot in a covered kettle. Ex-

perienced barbecue eaters will sop up the sauce with them and the inexperienced ones will get the idea. And make about half again as much sauce as you think you'll need. It won't be enough but you'll know better next time.

Individual lamb roasts are noble. Reputations have been built on less. Tell your dealer you want English mutton chops with the kidney in. Two ribs thick is standard but three ribs is not too much with a small spring lamb. Long, slow cooking is necessary here. Almost an hour is needed.

A great many barbecuists think a spit is necessary to do a roast or a whole fowl. If you know any such, teach them something. Just cover your roast or fowl with the top or bottom of your wife's roaster. Turn it about every fourth time you baste it.

When green corn is in season you'll want to serve roasting ears. Directions for roasting are given on page 34. Also directions for baking potatoes.

Fish can be steamed in the same way as the corn, but you will want to wrap it in cooking parchment which has been first oiled and then wet. Maybe you'll like to put a small bayleaf, a piece of bacon or a slice of onion inside. Or a spoonful of barbecue sauce. They will be done in fifteen or twenty minutes depending on size.

Remember to grill fish and chickens skin side first and turn fish only once. On your life, don't overcook them.

Biscuits are a cinch. Use your wife's recipe, prepared biscuit flour, or the ready-to-bake kind in cartons. You'll need the small plate and the roaster cover. Bake until golden brown.

By now you know more about barbecue cooking than 99.999 per cent of all the people in the world. And if you stop to think it over you'll agree that is a conservative statement. Go on now under your own power. You'll have some disappointments, of course, but you'll get the knack in a hurry. And, man, it's fun!

"Mr. Chairman"

[*Continued from page 6*]

tion to the boy whose only principle of work and life is expressed by the hackneyed "So what?"

In short, the successful college freshman can be very largely made at home. In fact, much of him must be made at home because so much of him can be nowhere else.

Faculty committees invariably linger for "after discussions" following adjournment. During such an informal conference an assistant professor of chemistry adequately explained the function of parents in college education. He



It's Gone Modern

The famous American Home Menu Maker has now been modernized throughout. It is more efficient, more complete, easier than ever to use. And it has a new beauty all its own to match the kitchen you have in mind.

The American Home

MENU MAKER

The American Home Menu Maker is an all steel box with a sliding drawer in which you can file all your favorite recipes, keeping them clean at all times and ready for instant use.

A new set of division cards has been worked out under which you classify your recipes. They range all the way from appetizers to vegetables and provide a simple, easily found spot in which to keep each and every recipe you may have.

A supply of transparent cellophane envelopes, into which each recipe is slipped, prevents them from being soiled when in use.

The steel box is enamelled in one of five different colors so that it will harmonize with any particular kitchen. They are white, red, yellow, green, blue.

The drawer is equipped with a plastic handle of the same delightful color as the box, trimmed with chromium.

$1.00 Complete

As a service to our readers, the American Home Menu Maker has been priced to cover the manufacturing and carrying charges of the box, the cellophane envelopes, and the indices. Use the coupon below. Check the color you want. We guarantee a prompt refund if you are not satisfied.

The AMERICAN HOME
251 Fourth Ave., New York City

I am enclosing $1.00 for the complete Menu Maker in Blue, White, Yellow, Green, and Red (check color), this to include 25 Cellophane envelopes and full set of indices. (If you live in N. Y. City, add 2% unemployment relief tax.)

Name.....

Street.....

City.....State.....

Add 25c if west of the Mississippi, in Canada or U. S. Possessions.



FLORIDA CANNED GRAPEFRUIT

HEAVYWEIGHT IN VALUE—
FEATHERWEIGHT IN PRICE

The tops in value and beauty—topped off with silvery Monel. For only $89.90, f. o. b. factory, you get this 5-foot, double-drainboard Monel sink, enameled steel cabinet, faucet and strainer. For full information on the Monel Unacrat or complete Whitehead Monel Kitchens, see your plumber or write: Excel Metal Cabinet Co., Inc., 101 Park Ave., New York.

THE INTERNATIONAL NICKEL COMPANY, INC.
73 Wall Street, New York, N. Y.

For Good Health

HOT WATER

at Low Cost

with a Hotpoint

Electric Water Heater

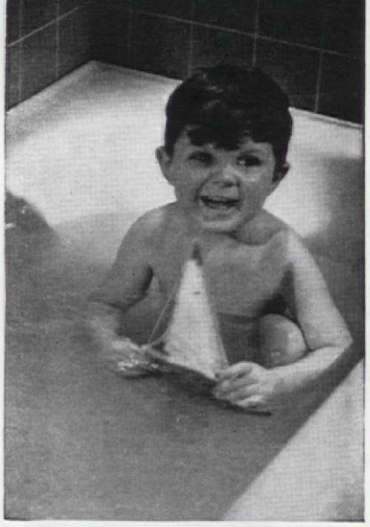

PERSONAL cleanliness—the first law of health—quickly becomes a habit with children when there's instant hot water available for bathing. Hotpoint Electric Water Heater takes care of every household need—bathing, laundering, cleaning—with amazing economy. It's dependable, safe and entirely automatic. Smartly styled models for kitchen or basement installation. Easy to buy on Hotpoint's friendly finance plan. Before you build or modernize, send coupon for free booklet.

Hotpoint Water Heater Better In 6 Big Ways!

1. **SAFER**—No matches, flames, fumes, or danger!
2. **CLEANER**—No soot—no fuel dirt.
3. **FASTER**—Calrod Unit—immersed in water—transfers heat faster.
4. **DEPENDABLE**—Thermosnap controls temperature automatically.
5. **THRIFTY**—Heavy insulation reduces heat leakage—assures low operation cost.
6. **BEAUTIFUL**—Styled to harmonize with the modern kitchen.



Investigate low electric water-heating rates in your locality!

Hotpoint

ELECTRIC WATER HEATERS

RANGES • REFRIGERATORS • WASHERS • IRONERS

CLOTHES DRYERS • ELECTRASINK • DISHWASHERS

Edison General Electric Appliance Co., Inc.
5603 W. Taylor Street, Chicago, Illinois

Kindly send me full details about the Hotpoint Electric Water Heater.

*Name*_____

*Address*_____

*City*_____ *State*_____

MAIL COUPON NOW!

said, "We think we are pretty smart; we think we accomplish wonders with these boys. But do we? After all, their parents have pretty well made or ruined them at home long before they come here. If the parents have imparted sane basic viewpoints and sound habits to them, we can add certain finishing touches in the way of information and techniques. If the boys got little at home except food, clothing and shelter, we can do nothing for them here."

We're campaigning against summer house "closets"

[*Continued from page 42*]

like (A) on page 42 especially designed for the lady of the house, and yet there is nothing in it that couldn't be in the most ordinary kind of closet in the most usual type of summer home. It is all done without mirrors, too, simply by using the available space to the best possible advantage. Nothing that is frequently wanted is out of reach. The clothes bar is high enough for long dresses. Drawers for lingerie and sweaters have grips, not handles.

The hall closet (B), so frequently the hell-hole of any house is a joy forever here, with storage space for the things you want in the summer and others you want in the winter. We thought it would be smart to use wallpapers in appropriate designs to tell you which season is which. In this closet there is adequate space for the family outer garments and those of any stray visiting Elk as well as paraphernalia of the sports seasons as they overtake a family. But the best thing about this closet is that it has wonderful stuffing space, with doors that hide your sins from the world and keep the closet in order.

Unless you have a space especially for sports equipment it is pretty likely to spread itself from here to there, all over a cottage and always the result is litter. If it runs over the hall closet, keep a little extra space in what was formerly consistently known as the storage closet, but is now at long last made into a proper place for luggage and extras (C). Instead of the former throw-all and catchall of every member of the family it is now the paradise of the young fry, provided they can be coerced into putting their various impedimenta where they belong, because they can see each thing neatly arranged against the walls, within easy reach. Moreover, miracle of miracles, when anyone wants a bag or suitcase, there it is and you don't have to move the entire contents of the attic and then go in for a session of scrubbing and polishing in order to make a presentable looking affair of it.

The main thing about a child's closet (D) is to have everything down where a youngster himself can reach it. That is if you want to have his closet achieve its chief aim, which is to help teach a child the lovely and invaluable gift of orderliness. Here more than in any other closet, especially in a summer house where casual ways are pretty likely to overtake even the best intentioned adult, the decorating plays an important part, because if the place looks so gay and attractive that the child almost *wants* to keep things in their places, a lot more than half of the battle is won. Horses and cars are lots more likely to get put back in their stable and garage if there is an attractive looking one near by, on about the second shelf of the closet, say, with little racks for games and baseball bats and such—all within easy reach, or the whole point of the closet is lost.

And if you want to win the man of your family for ever and ever, just do him a very meticulous practical closet, one of those immaculate jobs where no matter what you are looking for, it is right at hand and he'll never even suspect you have been near the place. The man's closet we show on page 43 (E) could be arranged in the most barren little cubicle and at very little expense, simply by using every inch of space and dovetailing the shelves and hanger space and drawers so that nothing is crowded and nothing is wasted. No fancy business—just everything as neat as wax, neckties here, shoes there, drawers for storage like so, suits hanging above them, and then practically automatic cupboards with suitcases on top of everything.

We would like to say again how easy all of this is. You don't have to call in four architects, a contractor, and six carpenters and decorators to do this sort of thing, and it is really so very simple that you won't mind doing it in one rented summer cottage this year and repeating the performance in the next year.



Step out IN NEW STYLE WITH

NU-WOOD KOLOR-FAST!

Are you tired of looking at the same old walls and ceilings? Are you weary of cracking plaster . . . of scaling paint or dingy, drab decoration? Do you want to avoid redecorating costs for years to come? Then get a charming change of scene . . . and solve your decorating problem once and for all . . . with Nu-Wood Kolor-Fast!

BEAUTY . . . COMFORT . . . QUIET!

Nu-Wood Kolor-Fast is beautiful . . . an exclusive beauty that only Nu-Wood can offer. It glows with soft colors, available in varied appealing shades. It has a texture that is rich, yet unobtrusive. It can be obtained in many forms, to give you individual pattern combinations. It provides *added insulation* . . . noise-quieting, too.

And Nu-Wood Kolor-Fast is *fadeproof*—long exposure won't dim its fresh beauty! Years from now, you will be enjoying its glowing, subtle colors!

IT COSTS SO LITTLE!

Expensive? Indeed not! Kolor-Fast, with all its extra advantages, costs amazingly little . . . goes on over old walls and ceiling surfaces . . . or builds new rooms quickly. For a new home . . . and a new outlook on life . . . try Nu-Wood Kolor-Fast! The coupon will bring you facts.

Nu-Wood Kolor-Fast

INSULATING INTERIOR FINISH

WOOD CONVERSION COMPANY,
Dept. 114-6, First National Bank Bldg.,
St. Paul, Minn.

Gentlemen:
I want to know more about Nu-Wood for:
☐ New Construction ☐ Remodeling
To assist us in giving you special information, please check: I am a homeowner ☐ renter ☐ architect ☐ student ☐ contractor ☐

*Name*_____

*Address*_____

*City*_____ *State*_____

My husband is no G-man!

[*Continued from page 43*]

of incredulity spreads over his face, as though I had said "Hokus-pokus" and pulled the sugar bowl out of his ear.

At first, that is the first ten or twelve years, I thought this was one of his idiosyncrasies, something to be laughed about indulgently at the bridge club while secretly gritting my teeth. By that

"YOU CAN THANK KANTWET FOR A STRAIGHT STURDY BODY"

Doctors recommend a *firm* crib mattress . . . .

Only a tufted crib mattress can give the firm support so vital to proper bone development. Only a KANTWET gives tufted firmness and is guaranteed wetproof, washable and dustproof. You owe Baby the comfort . . . and yourself the convenience . . . of *Guaranteed* KANTWET Crib Mattresses and Pads for all kinds of nursery furniture.

Send for free copy of "For Baby's Health." Address Rose-Derry Co., 407 Chapel Street, Newton, Mass.

KANTWET
Crib Mattresses
WET-PROOF · WASHABLE · DUST-PROOF
SANITARY YET NON-RUBBERIZED

WEAR THIS INDIAN HANDCRAFT BRACELET

Handcrafted of Genuine Silver by the Navajo Indians of the Great Southwest!

Add this smart Navajo Indian Silver Bracelet to your costuming! All hand-wrought of solid silver, decorated with markings of Navajo symbolism and mounted with genuine turquoise. Original, excellent gift idea — or a start on your collection of Indian Art! Regular $1.50 value. Order yours TODAY!

$1 POST PAID

FREE! —with your order—new COPYRIGHTED book, "*Indian and Mexican Arts.*" Fully illustrated in color; historically accurate!

Be sure to Mail Your Order TODAY! Address Indian Dept., Fred Harvey, Box A, Albuquerque, N. M.

Fred Harvey

How Are Your RECIPES?

Is there a Menu Maker in your home? Are you filing your favorite new recipes for handy, constant use?

The Menu Maker is a steel cabinet, provided with divider cards and Cellophane envelopes, in which to file for ready reference all the wonderful new recipes you run across from time to time.

It comes in five colors—red, green, yellow, blue, and white. It's only $1.00 (west of the Mississippi $1.25). Money back guaranteed if you are not entirely satisfied.

American Home
251 Fourth Ave., N. Y.

time two young male members had been added to our clan and I was forced to admit that the problem confronting me was known as a "masculine trait"; as common among men as whiskers on the chin.

This accounts for the fact that when we built our present home I gave more thought to the arrangement of the closets than I did to the selection of the living room paper. I figured that if each of the "boys" had a separate closet upstairs for his clothes, on the first floor for his books and papers, and in the basement for toys, old magazines ("that I want to look over sometime"), chemical outfits and fishing tackle, he ought to be able to find his way around. Has it worked? Well, yes and no.

Only last week the master of the house arose one morning and informed me that he had *no socks*. "That's funny," I replied sleepily, "I put four pairs in your drawer day before yesterday."

"Well they're not here now!"

It was only 6:10, the time of day known as the "zero hour" if you're in a trench, but either from force of habit or because one of my ancestors was a martyr I started to throw back the covers and produce the socks which I *knew* were there. But I was told to "get back in bed and stay there." And because the situation wasn't tense enough to call for the password, I sleepily obeyed. An hour later I opened the drawer, and there lay three pairs of socks.

"What's wrong with these?" I asked as my husband came upstairs after sweeping the walks and tending the furnace.

"Thought they were my dress socks," he replied.

"That might have answered for the black or even navy blue, but since when did men start wearing *gray* for evening?"

At a time like that I always pride myself on never using any sarcasm, and so I'm still wondering why he snatched those socks out of my hand and with *no* provocation at all used the password. I guess he was just cross; men are like that sometimes, especially before they eat. But incidents like that have made me realize that even with all my planning this arrangement isn't bombproof.

My theory was that smaller closets devoted to one type of thing were much more efficient than great big closets which held everything. "Hey, Mom, where in heck is my tennis racket?" After a mother has heard that muffled yell which denotes that a deep hunt is on she knows that it's time

Correction: The Texas home shown on page 30 of our April, 1940, issue was incorrectly credited to Mr. and Mrs. J. J. Castlebury. It is the present home of Mr. and Mrs. L. D. Wren. We regret this error.

Your love of beauty

will cause your pulse to quicken at the sight of such alluring, subtle colors—your senses will be captured by the china-smooth texture of EATON'S PORCELAIN PAPERS!

This delightful series of personal writing papers was inspired by the enduring charm of the famous Spode China patterns. Master colorists translated the incomparable tints; a third generation of paper-craftsmen achieved perfection in the pattern and finish of these exciting Eaton Letter Papers. *They are exclusive, new, desirable!* Fine stores, everywhere, are ordering these now and will soon be able to supply you.

Sincerely yours
Eaton's

Exquisitely boxed, Eaton's Porcelain Papers make distinguished gifts. 50¢ to $2.50

Letter and Note Sizes. Five Exclusive Colors
GAINSBOROUGH GREEN—FAMILLE ROSE
INDIAN TREE TAUPE—ANN HATHAWAY WHITE
CHELSEA GARDENS BLUE

EATON'S FINE LETTER PAPERS • PITTSFIELD, MASS.

Diamond Anniversary



DUNCAN SYLVAN LEAVES

"The leaves this year are made of glass"

This is one of the loveliest patterns from the line that has been for 75 years the loveliest glassware in America.

Each of these pieces has endless uses . . . the bowl may be a salad bowl with mayonnaise in the compartment, or a berry bowl with powdered sugar. The small plates can be salad plates and the nappies can be berry dishes. The swan (which also comes in sizes as small as 3 inches and as large as 11) is a bon bon dish, or a flower bowl, an ash tray . . . or maybe you can think of something.

75 Years of the Loveliest Glassware in America

The Duncan & Miller Glass Co.,
on the Old National Turnpike at Washington in Pennsylvania

Please send me your folder on Sylvan Leaves, free.

Your Name .....

Address AH-640

HOW OFTEN should homes like this be painted?

BERTRAM A. WEBER • ARCHITECT

Some families **wait six or seven years between paint jobs—because painting costs money.**

And some families have their homes painted every two years—because a new coat of paint is a new coat of beauty.

Whichever program **you follow, you'll be wise to have your contractor use the paint that home-owners for 97 years have found so satisfactory under all conditions.**

- **It's Eagle Pure White Lead mixed in linseed oil. This "pure-pigment" paint creates a film of loveliness that weathers superlatively well—doesn't crack or scale. It leaves an ideal surface for repainting because it wears down slowly by a gradual, even chalking.**

Next time **you paint, employ a reliable contractor, and specify Eagle Pure White Lead.**

NEW BOOKLET: Contains valuable information on painting, including tips on how often painting should be necessary. Write for free copy. The Eagle-Picher Lead Company, Dept. AM-6 Cincinnati, Ohio.

EAGLE WHITE LEAD

Made by the makers of Eagle Insulation for Homes—thick, fireproof mineral wool.

to drop whatever she's doing, whether it's changing the baby or making petit point, and get immediately to the scene of action. She learns to dodge outcoming overshoes, sweaters, ear muffs, and boxing gloves and wade into the pile like a referee at a touchdown.

Many such experiences made me determine to have smaller closets and to have them well lighted. This, together with plenty of hooks and shelves, should encourage a more exemplary attitude. I had already warned the boys that if I ever heard them using the word their father used I'd wash out their mouths with soap and water, and as one of them is already larger than I am I felt this might be a trifle hard to execute.

Well, this arrangement has done wonders. No doubt about it. The closet which holds the athletic equipment is a big help, although I cannot truthfully say that it has kept me from stumbling over a football or baseball bat, as I long ago developed a shuffling walk which prevents my falling over any unexpected obstacle. But with this closet so handy I can toss in the football and know it will be found.

SEASONAL material was another thing to consider. No longer was I going to have the annual spring hunt for the ice pick, the fall hunt for the poker. And so—under the back stairs—that glory hole which is the dumping ground in many households—we put a closet with deep shelves. Here go the skates, the skis, the snow shovel, the Christmas tree ornaments, the suitcases, the croquet set, the tennis rackets, vacuum jugs and lunch baskets. As a special disciplinary measure I never just toss anything in here, but put it where it belongs. As a result the master of the house can find what he needs without the password.

Such a situation should bring about a perfect home environment—and it might—were it not for the thing which the poets call "the frailty of mankind." My men still stick to their old ways. Take the mantel for example. I purposely had that built so narrow that it holds nothing but the clock and two small vases, yet each one of my family ignores his individual shelves and heads blithely for the mantel, where the clock is compelled to serve as a buffer between the outside world and sticks of gum, instructions on how to make an aeroplane, notice of insurance premiums due, and tickets to the school "prom."

This little instrument ticking away the hours and minding its own business has unwittingly been the battleground for several, ah, shall I say—discussions. For I have discovered that coupled with this masculine obtuse attitude of never being able to find the most commonplace things, goes a corollary: the uncanny ability to remember *exactly* where some little gadget was put. Often it is one of these treasures placed behind the clock for safe-keeping that causes the riot. How was I to know that a rusty little key which looked like any one of ten million others was the connecting link between my son and his boxful of mineral specimens? I'm no retriever so I can't tell by *smell* which boy owns the roll of films. Of course, I'm not dumb enough to throw away things like this, but I put them on the wrong shelves which is almost as great a crime. And so I can't help feeling that my best intentions are misunderstood.

There was the day Tom couldn't find his muffler. I told him to go on to school and I'd look for it. It was one of those nice rainy days, just the kind for cleaning dresser drawers, and before I was through I'd done the whole job, going from room to room with the utter abandon of a new broom. It was one of those tasks which leaves you dead tired but feeling so *good*. And I was feeling especially virtuous as I had been careful to discard only such things as chances on a turkey for last Christmas, theater stubs for a car drawing six months ago, ties with no lining, handkerchiefs which had been used to wipe the car, and empty crumpled tubes of cold cream. *This* time, I was sure, they would accept this new found order as a matter of course and for a few days I'd miss the familiar cry, "Hey, Mom, have you seen my——?" But my feeling of virtue was short lived.

As we went to bed my husband opened his drawer and with unerring aim reached for one of those wrinkled tubes I'd put in the ashpit.

"Where's my cold cream?" he wanted to know.

I had to tell him, and out came the password when I least expected it, followed by *"I wish you'd leave my things alone, so I can find them."* And that was my reward for a day of hard labor. What's more, after all that we found the missing muffler in the car pocket.

Then there was the day I cleaned the kitchen and washed out the package receiver while I had those nice hot suds. I found a little thing something like a screw, and I threw it down in the garden. How was I supposed to know that it was the key to the valve in the football? But since I prowled around on my hands and knees until I found it, I won't toss it lightly aside the next time.

After this experience I let things slide for a long time, be-

4 COMMON MOTH PREVENTION ERRORS

Home Economist Tells Easy Way to Avoid Them

Why do moths infest nearly all homes? Why do *some* moths always seem to escape through every season? Why do moths reappear year after year?

Now—for the first time—the *truth* on all these matters is told.

Old Beliefs Exploded

An amazing new free leaflet has been prepared that tells exactly how to get rid of moths. Written by Helen Sprackling—famous home economist—and approved word for word by leading independent experts—this 6 page leaflet explains the four common moth prevention errors made by nearly all women . . . explodes many false beliefs . . . tells the truth on "mothball odor" and similar questions. What's more, this revealing leaflet tells exactly *what* you should do to rid your home of moths!

Helen Sprackling, author of free leaflet "How to Prevent Damage by Clothes Moths" was former Home Making Editor of Parents Magazine. Today this brilliant woman gives lectures and home advice to thousands of women weekly.

Don't think the right method of moth prevention is expensive. It isn't. In fact, the correct method, as disclosed in Helen Sprackling's leaflet, often *saves you money!*

Thousands of women lost expensive garments every year before they discovered the right method of preventing moth damage now explained in the leaflet, "How to Prevent Damage by Clothes Moths". Almost immediately after taking the easy steps recommended, damage by clothes moths stopped—completely.

Get this important free leaflet today! Go to the moth preventives counter in your favorite drug, department, variety or 5 & 10 cent store. Ask for free White Tar leaflet, "How to Prevent Damage by Clothes Moths", or send coupon.

And—when you buy your Preventives—don't forget—*White Tar Moth Preventives* and *White Tar Mothproof Bags* are among the lowest in cost as well as 100% reliable and effective. *Demand White Tar by name—it's a Koppers product!*

•

If you prefer, fill in coupon, and the leaflet "How to Prevent Damage by Clothes Moths", will be sent direct to your home.

The White Tar Company of N. J., Inc.
Dept. F, Kearny, N. J.

Please send free leaflet, "How to Prevent Damage by Clothes Moths".

Name.....

Street.....

City.....State.....

use KOPPERS products

Get Your Copy of the NEW Fourth Edition

There has been such never-ceasing demand for The American Home Book of SMART INTERIORS—more than 100,000 copies have already been bought—that it has again been necessary to publish still another edition. Here are thousands of ideas for color schemes, furniture arrangements, fabrics—practical suggestions for every room in your house.

American Home Book of

SMART INTERIORS

290 pages, 156 up-to-date plans, 935 helpful illustrations, 35 pages in color.

Send for your copy today. It costs only $1.00 anywhere in the United States. And we guarantee to refund your money if you are not entirely satisfied.

Only $1.00

The American Home
251 Fourth Ave., New York



cause it doesn't pay for a mother to get too unpopular around home. But, as I relaxed, things gradually began to pile up; overcoats on the stairs, ties flung over the chair backs, school books on the piano. Then I read of a wonderful plan. A certain mother, after due warning, put the clothes basket in the front hall and everything she found out of place went in it. After a week or so coats went back on their hangers, white shoes went on the rack, and gloves were rolled up and put in pockets. I decided to try out this plan at once.

The first day I had our basket nearly full, the second day less and according to the theory of limits it should have been empty in a few days, but I gave up the idea rather abruptly. One morning I was in a great hurry as I had an unexpected chance to ride down town to a sale, and do you think I could find a pair of shoes? I looked under the bed upstairs, then under the davenport in the living room for I do have a bad habit of slipping them off after dinner in the evening—but they were *gone*. I was getting desperate when my helpmate looked up from the paper and with a sardonic grin asked "Have you looked in the clothes basket?" And *there* were my shoes—both pairs—along with my lovely black evening jacket which I had hung over a chair for just a minute when we came in late the night before. There was a lot of ribald laughter and knee slapping (very poor taste it seemed to me), but when I got home I put the clothes basket back in the laundry where it belonged.

PERIODICALLY I have always had these spells of sweeping reform, like the Woman's Club cleaning up the jail situation, and then after the fanfare dies down I settle back—like the club. This is known in our family as a *Bee*, and it strikes more terror to the hearts of my family than talk of a small pox epidemic. Only the other night Pete, our youngest, rushed in and asked, "Mom, Bud says you've had a *Bee* today. Didja get to my room, didja?" When I replied "No, not yet" he practically wilted right before my eyes, then sprang up just as quickly as he said, "Boy, I'm going up right now and put my stuff out of sight!"

But Tom the older boy wasn't so lucky, and I came in the front hall just in time to hear him ask his father, "Dad, have you seen my stamp album? I had a chance to sell a block today and I couldn't find the book anywhere. Where in H—— do you suppose Mom put it? She's always ditching my stuff when I want it!"

"You'd better ask her yourself,

Here's a TIP

(IVORY TIPS PROTECT YOUR LIPS — also made with Plain Ends)

THIS LUXURY CIGARETTE COSTS ONLY A FEW CENTS MORE THAN ORDINARY BRANDS —

Infinitely finer tobaccos for a tiny difference in price. A product of Philip Morris.

MARLBORO

America's Luxury Cigarette

FOR THOSE WHO CAN AFFORD 20¢ FOR THE BEST

Why train to be an Eskimo?

It's healthy to be comfortable. So why try to live in Eskimoland all next winter? You can keep your house between 75° and 80°—and do it at low cost with bituminous coal—the "Universal Fuel!" Plenty of people today suffer from cold floors, cold corners and chilly rooms. They keep their thermostats set at 68°, 69° or even 70° —supposedly healthful temperatures, but a great American delusion, perhaps encouraged by high-priced fuel. Of course, you don't pay for fuel you don't burn, so you get fuel economy—at the expense of your comfort. And maybe uncomfortable temperatures are all you can afford with such fuels.

It's a different story with bituminous coal or coke—the Universal low-cost fuels. With one of them you can afford to keep your house comfortably warm all winter. A copy of the FREE booklet, "Unmasking the Great American Delusion That 'You Have to Be Cold to Be Healthy,'" will help you decide for yourself whether you prefer to shiver—or relax in healthful comfort.

IT'S HEALTHY TO BE COMFORTABLE
TREAT YOURSELF TO PLENTY OF HEAT THIS WINTER
BURN BITUMINOUS COAL OR COKE
the Universal Low Cost Fuels

NATIONAL COAL ASSOCIATION
804 Southern Bldg., Washington, D.C.
307 North Michigan Ave., Chicago, Ill.
Please send me a copy of your Free Booklet *"Unmasking the Great American Delusion."*

AH-6-40

Name.....
Address.....
City..... State.....

Speaking of Stains

...FRUIT, BERRY, BEVERAGE, GRASS, FLOWER, BLOOD; MANY INK, DYE, MEDICINE... Even Scorch, Mildew

...CLOROX removes all these and numerous others!

WHAT A JOY it is to see stubborn stains disappear as if by magic! The gentle beauty-restoring touch of Clorox quickly banishes countless ugly spots and stains from white and color-fast cottons and linens. In the regular laundering process Clorox gently bleaches white cottons and linens snowy-white (brightens fast colors), makes them fresh-smelling, sanitary.

Clorox also deodorizes, disinfects and removes numerous stains from glassware, crockery, tile, marble, enamel, porcelain, linoleum, painted wood surfaces. Clorox is especially helpful at jam and jelly making time for removing fruit and berry stains; for deodorizing and disinfecting musty jars and glasses.

Clorox provides protective cleanliness in laundry, kitchen, bathroom—has many important personal uses. Simply follow directions on label.

"When it's CLOROX-CLEAN it's hygienically clean!"

AMERICA'S FAVORITE BLEACH AND HOUSEHOLD DISINFECTANT

CLOROX

BLEACHES • DEODORIZES • DISINFECTS

REMOVES NUMEROUS STAINS... Even Scorch, Mildew

PURE • SAFE DEPENDABLE

but I'm warning you, don't let her hear you use *that* word. She doesn't like it for a cent."

"So what! When I grow up I'm going to live alone and if any woman dares to touch a thing that belongs to me there'll be a murder!"

"Oh it isn't so bad as all that, son. Sometimes we get on her nerves too, especially when we can't find things that are 'right in front of our noses' as she puts it. She calls that a 'masculine trait'; but I'm telling you as man to man, that putting things where you *can't* find them is a 'feminine trait' and you might as well get used to it—for you'll have it the rest of your life—if you're lucky enough to get a nice homemaker for a wife—like your mother, and I certainly hope you are."

They hadn't heard me come in, so I called "Hello" as a warning. Then I picked up Dad's golf clubs and set them inside the hall closet, *but* I took them out again and left them right where he'd put them. Tomorrow is Saturday and I might not be home when he wants them—and after all who am I to try and reform anyone who champions my cause as he so gallantly does?

As I put the cloth on the dinner table I said to myself, *"My* H-man!" but there was a different inflection in my voice, for, you see, I was putting the emphasis on the personal pronoun.

2 houses with but a single thought

[*Continued from page 37*]

DESERT HOUSE: shown on page 36. For the desert, a new, popular Western vacation spot, this type of plywood house fills the bill. It's closely planned around those two stellar attractions of the desert, sun and air; but at the same time it wisely offers protection from too much sun and from the cold night air. Light control inside the house can be readily provided by louvers, heat deflecting Venetian blinds, slat awnings, and other new window equipment. The front of the house is pretty solidly enclosed but windows and doors at the side of the house open widely on the patio between house and garage. It's a delightfully conceived patio planned to overlook a long pool at the back of the house. Varied cacti in a rockery form an interesting feature and there's a small bridge leading over the pool. A covered arbor could be used easily as a place for outdoor dining.

A little re-arrangement of windows would make the design equally suitable as a beach house. Bunks for three are included but another could easily go in the space adjoining the dining area. The single lines in the plan indicate movable partitions which would be open most of the time, making one general room out of the dining, living, and study space. $2,000 is given as a rough estimate of building costs with bleached pine walls and roof and five-ply fir flooring.

BEACH HOUSE: Our beach house design is a simple, sound idea built around a center fireplace and involving inexpensive construction. It's a one-story plan too, exceptionally complete and comfortable in a limited area. It would keep you on the crest of the wave if you never went near the water because it's so open, attractive, and altogether cheerful. It would have to be protected from the sea by jetties like other beach front places but it's thoroughly practical in its plan and wood siding construction. Its closet space is gratifyingly ample and its built-in bookshelves, radio, dining table, kitchen snack bar, window cabinets, suspended trough lighting, wallboard paneled walls, lounges, and folding beds are all your heart would ever ask for in a beach house. Altogether a good place from which to send your "having a wonderful time" postcards to your friends.

Beach house details

Designed around enclosed dressing unit. Can be completely enclosed or left practically open. Folding partitions used for subdividing rooms. Accommodations for four persons.

Dressing unit: Accessible to both sleeping areas . . . contains all closets and drawers for clothing . . . reached from outside through shower stall.

Living unit: Central grouping around fireplace . . . contains built-in lounges, seats, phonograph, radio, record storage, desk and cupboards, bookcases, bridge table storage, fire wood closet . . . areas on either side of fireplace available for living purposes.

Dining area: Built-in kitchenette, hinged wall table, bar counter, and storage, china closet—all grouped in one area.

Sleeping areas: Lounges at fireplace may be converted into sleeping unit . . . folding partitions give privacy to other sleeping area with in-a-door beds . . . linen storage under counter . . . all accessible to dressing and bath units.

BUILDING MATERIALS: *Exterior walls:* cedar siding or plywood. *Interior walls:* plywood. *Flooring:* cement on concrete slab foundation. *Windows and doors:* stock pine sash, doors and frames. *Roof:* built up roofing or canvas. Car shelter could be readily added at back if needed.

A ONE-PIECE KITCHEN

THE NEW NAPANEE COMPACT

SAVES TIME AND STEPS!



This new *Napanee** COMPACT is a kitchen in itself. Keeps all packaged foods, mixing and cooking utensils right at your finger-tips. Has many extra convenience features you'll like. Smart, streamlined, sturdy, with recessed chrome knobs, famous *Napanee* quality construction. Choice of finishes, moderately priced. See it at furniture and department stores.

Write now for **FREE FOLDER**—Name of local dealer. NAPANEE quality is always worth the difference.

COPPES, INC. • **Dept. A-6** • **Nappanee, Ind.**

Leading Manufacturers Since 1876. Kitchen cabinets, tables, bases, breakfast sets, chinas and buffets.

*NAPANEE is our trademark. Be sure cabinets referred to as NAPANEE bear the Coppes name.

BURN GARBAGE IN YOUR OWN BASEMENT!

Dispose of all garbage and waste in your own basement. Easy, safe, sanitary! New Majestic No. 30 Incinerator is modern, compact - - easy to install--low cost. Write for details!

THE MAJESTIC COMPANY
738 ERIE ST. HUNTINGTON, IND.

QUICK, EASY
NO ODOR
NO FUEL

WHAT EVERY MOTHER KNOWS -ABOUT WORMS!

I don't try to fool myself — every litter's going to get worms sooner or later. And they carry off too many pups! I'm wormed with Sergeant's SURE-SHOT CAPSULES before the pups arrive. Then we worm the pups at six weeks with PUPPY CAPSULES — and keep on watching them for new signs.

That's the system the Master learned from the Sergeant's DOG BOOK. Says he wouldn't have a dog if he couldn't have a DOG BOOK too. Get your free copy at a drug or pet store — or use this coupon.

Sergeant's

DOG MEDICINES

FREE

Polk Miller Products Corp.
Dept. 13-F, Richmond, Va.

Please send a free Sergeant's DOG BOOK to:

Name_____

Address_____

City_____ State_____



Want To Be A Member?

Join Our Vacation Club

Plan your log cabin or summer cottage now with the help of The American Home Booklet,

Summer Camp and Log Cabin Plans

Why not have a little place way off somewhere far from the maddening crowd?

It's easy to do. You'll find illustrations, plans and estimates along with heaps of suggestions you'll want to use.

All for 50¢

If you are not satisfied, your money will be cheerfully refunded.

The AMERICAN HOME
251 Fourth Ave. New York

The AMERICAN HOME
251 Fourth Ave., N. Y. C.

Enclosed herewith is 50¢ for which please send me "Summer Camp and Log Cabin Plans."

Name.....

Street.....

City.....State.....

SLEEP COOL

NORMAN DINE and STUART SCHUYLER

IF SUMMER slumber has come to be synonomous with long hours of wakeful tossing on a hot and stifling bed—here's relief for you! Human ingenuity has contrived a host of devices to afford surcease from midsummer night's non-dreaming, and you need only to avail yourself of the most applicable of these to make your bedtime story the happiest one of the age.

Even though you may crave, like some child of nature, to steal into the fields at night, and so silently to sleep there, the more conventional (and alas) more usual approach is to trod sturdily upstairs, there to court your forty winks. You can, however, make your bedroom a most acceptable second choice by following the lead of Americans living in the tropics and devising a pleasant sanctuary which will be sealed away from the heat and humidity of the day and flooded with the fresh, cooler air of the night. A northern exposure will most richly reward your efforts, and a location not directly beneath the roof—unless there is adequate insulation against the sun. Leave the windows closed and shades down during the day, for it is the status quo of nocturnal coolness that is to be maintained through the day, so that you have no backlog of stifling heat to contend with when bedtime approaches. The windows should be shielded with awnings, which are most effective agencies for deflecting heat, and garbed with two shades, an outer white one to throw off heat rays, and an inner black one to keep errant light rays at their distance.

To round out the picture of a light and airy sanctuary, you'll want to give some attention to refurnishing the fittings of the room itself. Such obvious details as ridding yourself of heavy draperies and wool rugs are not to be overlooked, and their replacement with rugs of linen, fiber, or cotton will not only make the room look cooler but will remove media for heat and humidity absorption. The thorough sleep connoisseur will redecorate extensively, using such tested cool colors as aquamarine and similar tones of blue, green, and violet. Part of her thoroughness would be manifested in the attention paid to such points as replacing the bedroom pictures with suggestive representations of Rockwell Kent's arctic scenes or Cezanne's landscapes. Let your imagination run riot and avail yourself of any device which will contribute to the psychological feeling of lightness and coolness.



Background for pleasant living . . . mellow walls of WESTERN PINES*

Have you a Cinderella room over which you wish a fairy godmother would wave her wand? Call on the cunning of your architect and he can make that wish come true.

Working with clear or knotty Western Pines, with stains and wax, paint and enamel, he will perform a miracle of transformation.

If you are planning to build or remodel, write for a FREE copy of our booklet, "Building Your Home," a pictorial revue of interesting interiors done in these satisfying woods. . . . Western Pine Association, Dept. 139-F, Yeon Building, Portland, Oregon.

*Idaho White Pine *Ponderosa Pine *Sugar Pine

THESE ARE THE WESTERN PINES

NO ICY FLOORS IN OUR HOUSE...



We have
HOFFMAN
Hot Water
CONTROLLED HEAT



THESE AMAZING CONTROL UNITS HAVE COMPLETELY REVOLUTIONIZED ALL STANDARDS OF HEATING COMFORT

Three years ago you couldn't have had it! Today Hoffman Hot Water Controlled Heat is available to every home builder—a tested and proven heating system now bringing supreme comfort to homes the country over. A *dual-controlled* system which eliminates all the discomforts of uneven heating.

No alternate freezing and roasting when you have Hoffman Controls.

The operating units of this system maintain a *continuous circulation* of hot water to the radiators. Temperature of the circulating water is regulated by a set of compensating controls to the exact degree required to keep your home at a constant temperature, no matter how the weather fluctuates. Radiators are never too hot—never too cold.

HAVE DOMESTIC HOT WATER THE YEAR AROUND . . . . AT INCREDIBLY LOW COST

Including an Indirect Water Heater with Hoffman Hot Water Controlled Heat equipment will give you year-around domestic hot water—all you can use, 24 hours a day.

FOR NEW OR OLD SYSTEMS

Any type of oil, gas or stoker-fired hot water heating system can be equipped with Hoffman Controls. Whether you are building or modernizing, get all the facts first on this comfort-economy system.

SEND THIS COUPON AT ONCE

Hoffman Specialty Co., Inc., Dept. AH-6
Waterbury, Conn.
Send me your free booklet on Hoffman Hot Water Controlled Heat.

Name_____
Address_____
City_____ State_____

Lighting is a not inconsiderable source of heat which can be minimized by the use of fluorescent fixtures and bedlamps. The fluorescent lamp provides a soft and glareless source of light with the production of only ¼ as much heat as standard incandescent bulbs of equivalent power.

Summer malaise results from excessive humidity as well as heat, but both of these factors can be counteracted by means of a room cooler. Such air-conditioners, available for small bedrooms in a model which fits directly inside the window, and for larger rooms in cabinet models very similar to console radios in appearance, contain actual mechanical refrigeration units which serve to cool and dehumidify a constant supply of fresh outside air, and to keep the room air in continual motion. Another conditioner available insures adequate dehumidification only by means of a highly water-absorbent chemical, and still another gives appreciable coolness by means of passing the room air over water-cooled coils.

The coolers will, of course, provide the best results, but many people will need to turn to less expensive expedients. Any technique for keeping the room air in constant circulation may be used since this will tend to break up the warm humid air pockets which envelope the hapless slumberer like a shroud. The electric window ventilator, which fits compactly inside the window and draws an assured and constant supply of filtered air into the room, enables you to take best advantage of the fact that nocturnal temperatures are wont to fall as much as ten degrees lower than the average for the day. An additional advantage for harassed city-dwellers, is the fact that these ventilators will also exclude much of the clamor of the street, and hay-fever unfortunates will find it an efficient agency for filtering out various irritating pollens.

SHOULD you prefer to throw all your reliance on the vagaries of the night winds, be sure to make some provision for cross-ventilation. Try replacing the door with one of the ingenious louvered variety which admits air without sacrificing privacy, or use a small noiseless fan to aid air motion—one effective method is to place it *against* a wall so that the air will rebound and not cause a direct draft. Particularly helpful are the new horizontal floor fans which look like low night-tables and keep the cooler floor air in circulation without draft at the level of the sleeper. If your attic becomes a living hell, when the August sun batters against it, and thus affects the rooms beneath it, an attic fan can be installed which will sweep every breath of hot air from it, to be replaced with the fresher air of the night which is so welcome.

FLYDED kills them quickly. Pleasant to use. Get it at Drug, Hdwe., Grocery, 10c Stores.

FLYDED
INSECT SPRAY

AEROWAX dries to a lustrous, protective finish on floor or linoleum. Get a can today—at Drug, Hdwe., Grocery, 10¢ Stores.

AEROWAX
NO RUBBING WAX

Spray AeroMist on windows, windshields, mirrors—then wipe it dry. They'll sparkle! Ask for AeroMist at drug, grocery, 10c stores.

AEROMIST

KILL BED BUGS

BUGDED kills these pests quickly, easily. Pleasant-scented. Low in price.

BUG DED

SOLD AT DRUG AND 10¢ STORES

HIDE UGLY SCRATCHES IN YOUR FURNITURE AND WOODWORK

IT'S EASY WITH
AERO SCRATCH REMOVER

And economical, too. Helps restore the original beauty to ugly, marred wood surfaces. Easily buffed to a lustre.

SOLD AT DRUG AND 10¢ STORES

Having provided a background which is both esthetically suggestive and actually evocative of coolness, you will want to equip yourself with bedding which will enable you to enjoy to the fullest the air circulation for which you've provided. The bed itself should be advantageously located, out of a corner and well away from the wall. One especially cool mattress is the Latex, which not only provides superb comfort because of its flexible nature, but which is so porous and well-aerated that the cool floor air coursing through its entire length every time you shift position during the night, carries away body heat and moisture. When used in conjunction with an open coil spring or steel ribbon band spring, air passage is particularly well facilitated. As other mattress choices, both the innerspring mattress upholstered with hair and the all-hair mattress offer cool sleeping surfaces.

The pillow you can be happiest with during the summer is one which offers the least amount of contact with the body—merely supporting the head without embracing the shoulders and neck in its hot grasp. Ideal is the all-hair pillow in the Cutaway shape. For sybarites who insist on a more yielding headrest than hair can afford a Kool Cutaway filled with spring goose feathers will provide much the same support. Here air passage is aided by small metal ventilators in each corner.

In the same tradition are the new French rayon sheets which are woven in an extremely porous fashion. For the pillow, you can try slips made of cooling pervel cellulose, which are used several nights and then discarded. Linen, of course, is always cool.

Even with such a wealth of summer equipment to sleep on, it will still be necessary to *fall* asleep, and if you're a confirmed insomniac, winter as well as summer, you'll find some of the sleep aids developed at the Sleep Shop most efficacious at curtailing that long summer night's vigil. If the turmoil of the street or your neighbor's radio drives you to distraction, leave the windows open, and sound-proof your ears with Nods, new ear stopples made of porous latex. And when the summer morning steals upon you and threatens to mar your rest, drape a Sleep Shade over your eyes, and return to blessed blackness.

Give yourself the benefit of a cooling nightcap—tomato juice, pineapple juice, buttermilk. You can court slumber too by reading in bed—but be sure to have a cool fluorescent bedlamp, and a frame-type Foldaway backrest, which is not impervious to air passage. Get the weight of the book off your lap and onto a reading stand.

Have You Thought of Building a House?

Here, perhaps, are the very plans of the house you are going to build. At any rate, here are thousands of ideas you will want to use—a doorway, a window or courtyard, a fireplace or hall vista.

The Book of HOUSE PLANS

Here are 198 pages devoted to every popular style of architecture—the pictures and plans for 135 different houses — early American, Georgian, Colonial, Regency, English, French, Dutch, Norman, Spanish, Modern Steel.

All these plans have been selected from the personal files of 108 of the country's leading architects—their best creations. And they cost—a few as much as $28,000, a few as little as $3,800. They fit everyone's purse—your purse.

Send for your copy today. It's only a dollar which will be refunded promptly if you are not satisfied.

The AMERICAN HOME

251 Fourth Ave.

New York, N Y.

The American Home
251 Fourth Ave., New York

Enclosed find $1.00 for which please send me a copy of your Book of House Plans.

Name .....

Street .....

City .....State .....

But surely the neatest trick of the month was the service performed by the Sleep Shop for the querulous outdoors man who felt himself stifled in the close confines of a bedroom. The Public Sandmen strewed his ceiling with luminous stars to duplicate the effect of lying underneath the glow of the heavens, propped his head on a balsam pillow for the fragrance of his beloved pines, and set their cricket record chirping by his bed.

Just enough for summer

[*Illustrated on page* 50]

1. Pearce's "Summer Blanket" is 100% wool, comes in three sizes and fifteen colors, is fully preshrunk and mothproofed with Larvex. Priced from about $4.95 to $7. **2.** North Star's "Nocturne" is all wool, 60 x 90, comes in nine colors, is color-fast, pre-shrunk, and has been processed to render it moth resistant for its years of service. Priced from about $6.95 to $10.50. **3.** Pequot's new "Beauty Hem" sheets and pillow cases have hems woven right into the fabric in a decorative design, instead of the usual turned and stitched hem, and therefore have added length. They come in single bed, twin bed, and double bedfull lengths. Sheets about $1.75. **4.** Palmer's comfortable "Mt. Vernon" is washable, covered with a variety of attractive prints and filled with a long staple India cotton. About $4.95. **5.** Nashua's "Purrey" is made wholly of rayon fibres with a small amount of wool. Put through scientific tests, it has proved as warm as, and sometimes warmer than, other blankets though very light in weight, just the thing for climates where summer nights are really cold. About $4.95-$6.95. **6.** Bates makes inexpensive seersucker spreads in white and pastel shades, which can serve as blanket covers by night, spreads by day. They wash as easily as a handkerchief, and can be had with or without a monogram. About $2.95; monogram extra. **7.** Chatham's summer blanket has not less than 25% wool, about 50% rayon and 25% cotton, comes in size 72 x 84, and is made with a new diagonal weave that gives an unusually fine appearance. About $2.95 each, $5.95 pair. **8.** St. Marys "Saxony" also has a new weave, best described as a basket weave. It is pure wool, comes in sixteen different colors, and is mothproof. About $7.95-$12. **9.** Pepperell's "Koolnite" is all cotton, size 70 x 90, made with a wide border design. About $1.75. **10.** Kenwood's "Eventide" is all wool, 72 x 90, and comes in a long list of colors. About $8.95.

NEW TYPE FLOORING... FACTORY FINISHED

...Resists Scratches...Stays Beautiful!

● "My new Bruce Streamline Floor is the loveliest I've ever seen!" That's what thousands of women say of the lustrous, lasting beauty of this new kind of hardwood floor. For the finish, applied at the factory, penetrates and forms a tough elastic seal in the wood. That's why this amazing new finish doesn't grow dull, can't scratch, or peel like ordinary finishes.

"Distinctive beauty." That's what women say of the shadow "patterned" effect of the beveled ends and edges and the wider (3¼") strips. Bruce STREAMLINE Flooring fits any style of architecture. And it's ready for use the instant it's laid. What's more, this superior hardwood floor usually costs less than ordinary flooring.

BRUCE Largest Maker of Hardwood Floorings

E.L. BRUCE CO.

1566 Thomas St., Memphis, Tenn.

MAIL COUPON FOR FREE LITERATURE

E. L. BRUCE CO.
1566 Thomas St., Memphis, Tenn.
Please send me details regarding your Streamline Flooring. I am ☐ Building ☐ Remodeling.

Name .....

Address .....

City .....*State* .....

BRUCE STREAMLINE FLOOR

NOW! IT'S EASY TO PAINT STUCCO!

SEND THE COUPON for Facts About This Decorative Treatment for All Types of Masonry Surfaces Including Stucco, Cement Brick, Etc.

Use MURAL-TONE MASONRY PAINT

Here's the answer to the demand for a simple and inexpensive paint for new and old masonry surfaces. A weather-resisting and a non-fading paint that puts the finishing touch of color to interior and exterior masonry. No longer need you have a shabby chimney. Your foundation wall can be an attractive feature instead of a mud splashed eyesore. Mural-tone Masonry Paint protects as well as beautifies. Your painting contractor or your paint dealer will be happy to tell you more about Mural-tone Masonry Paint, or write us today for literature and color chart.

THE MURALO COMPANY, INC.
Richmond Terrace, Staten Island, N. Y.

The Muralo Co., Inc.
Box A-14, Staten Island, N. Y.
Gentlemen: Please send me literature and color chart of Mural-tone MASONRY PAINT.

Name.....

Address.....City.....

SNIP THIS COUPON FOR REVOLUTIONARY HOME-HEATING FACTS

Get this description of an anthracite-burning plan for your present furnace which ends *all* attention, even to setting drafts. Motorstokor carries coal from bin, removes ashes, and keeps a steady, even temperature under thermostatic control. This new booklet shows exactly how Motorstokor achieves cash savings. Get your free copy.

MOTORSTOKOR PAYS YOU TO STOP SHOVELING

This offer restricted to homes in anthracite (hard coal)-burning areas. Based on proved fuel savings up to ⅓ or more over furnace anthracite, oil, or gas. Snip the coupon before you shovel another piece of coal. No obligation. Just your name and address and mail to

HERSHEY MACHINE & FOUNDRY CO.

MOTOR STOKOR MANHEIM, PA.

HERSHEY MACHINE & FOUNDRY CO.
260 Pitt St., Manheim, Pa.

Mail me, without obligation or cost, your book, with full details of "Automatic Heat which Pays for Itself". I live where hard coal is available.

*Name*_____

*Street Address*_____

*City*_____ *State*_____

Doo-Klip
LAWN TOOLS
Save Time and Labor in keeping your lawn beautiful

The Doo-Klip Long Handled GRASS SHEAR

Permits the user to trim under hedges, along sidewalks and foundations standing erect—Up-and-down grip action prevents tired hands, blisters, pinching, etc. Light - easy to use. Blades are rust-proof and self-sharpening. Overall height 43"

NO STOOPING — USE IT STANDING ERECT

Price $2.50

The Doo-Klip Standard GRASS SHEAR

Price $1.50

The finest hand grass shear made. Up-and-down grip action spares hand and knuckles. Rust-proof, self-sharpening blades never require adjustments.

The Doo-Klip WEEDER

Weed your lawn without stooping! Just insert the blade of the Doo-Klip Weeder under the weed, severing its roots. Same grip action as on shears opens and closes claw which grasps weed as you pull it out—Rust-proof blade and claw—Height 42".

Price $1.95

Buy Doo-Klips at Hardware or Seed Stores or order direct from us. Satisfaction Guaranteed. Write for free leaflet containing valuable suggestions for better lawns.

ALLIANCE MFG. CO., DEPT. D, ALLIANCE, O.

CONTROL GARDEN INSECTS with Mechling's

PYROTE REG. U. S. PAT. OFF.
A Liquid Spray

This concentrated ROTENONE-PYRETHRUM SPRAY is efficient, economical and easy to use. Controls Rose Bugs, Aphis and many other chewing and sucking insects infesting flowers and vegetables.

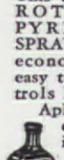

SULROTE REG. U. S. PAT. OFF.
Contains 0.80% Rotenone

This Rotenone-Sulfur Dusting Mixture is very effective for Gladiolus Thrips, Black Spot and Mildew on Roses, also Mexican Bean Beetles. Convenient *push-pull duster* package for economical use.



Get these products at your dealers today or write to Dept. 613

MECHLING BROS. CHEMICALS
DIVISION OF GENERAL CHEMICAL COMPANY
TWELVE SOUTH TWELFTH STREET
PHILADELPHIA, PA.
SALES OFFICES IN PRINCIPAL CITIES

Dwarf Lobelias

GRACE W. LOFBERG

"Your garden is growing like a blue streak, isn't it!" said my visitor, eying admiringly the long line of blue dwarf lobelias that selvedged the border. "If only they didn't cost so much!"

"This border cost ten cents," I said, "and some patience."

Of course the easiest, quickest, and most expensive way to possess this all-time favorite if you are thinking only of a window-box or urn, is to buy it outright, as blooming plants, when the time comes to use it. But I do not know anything more calculated to make a gardening person feel like a millionaire than a flatful of blue lobelia seedlings of his own growing to plant recklessly in tufts or stripes, or whole patches like little lakes of that intense blue of Italian waters.

It is well to begin as soon as convenient after January, for the early stages are like Shakespeare's schoolboy, "creeping like snail." Once in bloom, however, the plants stay neat and brilliant, if watered sufficiently, for an incredible time.

The seed, finer than the sands of the sea, is entrusted to the earth with something like the same misgiving one feels about the migration of a humming-bird; that anything so tiny could take care of itself in waste places, unreported over a period of time, and ever appear again seems incredible. But the seed comes up with creditable promptness, assuming that the usual precautions in dealing with small seeds have been observed. Careful watering is one, for a sprinkling all right for fair-size seeds might be a tidal wave to a lobelia seed. It takes the eye of faith to see them for the first few days, but at last a green haze gathers on the surface of the flat and almost at once the seedlings give evidence of the compact ball-form they will eventually display; so the transplanting of these dignified midgets should begin early. One who despairs of picking up such tiny things between thumb and finger will find very helpful a toothpick of smooth wood, the kind that has one pointed end and one wedge-shaped end. Insert the pointed end into the mat and loosen the rootlets, lift a seedling, and with the wedge-end press it gently into the receiving flat.

I do not sift the earth, since too much sifting seems to encourage damping off. but I grade the soil from fairly coarse granules at the bottom to earth rubbed fine between the hands; then top off with a thin layer of sifted soil for the direct contact with the seed.

The deepest and most vivid blue, exclusive of those with a conspicuous white eye, is found in Crystal Palace Compacta, where foliage is bronze and dark green. The light blue of the Cambridge variety is fairylike and bewitching with pale pink petunias, the new orchid double petunias, double orange portulaca, or sweet alyssum. The true sapphire blues are better for intense color than the varieties that tend to shade too mournfully on the purple.

BRINGING UP FLOWERS

"BLACK LEAF 40"

Mix 1½ teaspoons of "Black Leaf 40" with 1 gallon of water, add a little soap, and spray. This is an efficient and economical insecticide. Also effective for leafhoppers, leaf miners, most thrips, young sucking bugs and similar insects.

KILLS BY CONTACT AND BY FUMES

"Black Leaf 40" is economical — "A little goes a long way." The fumes as well as spray are effective.

Insist on original factory sealed packages for full strength.

Tobacco By-Products & Chemical Corp., Incorporated Louisville, Kentucky

"Black Leaf 40"

LOOK FOR THE LEAF ON THE PACKAGE

6 Sweet Scented TULIPS 50c

These magnificent Fragrant Giant Tulips come in six brilliant colors. Gorgeous flowers; long, strong stems. Guaranteed to bloom next spring. Order these sweet scented beauties today. No orders accepted after July 15. This ad will not appear again. 6 large healthy bulbs 50c. 3 collections (18 bulbs) $1.00 postpaid.

BURGESS SEED & PLANT CO.
418 S. T., GALESBURG, MICH.

The GRAVELY GARDEN TRACTOR & POWER MOWER

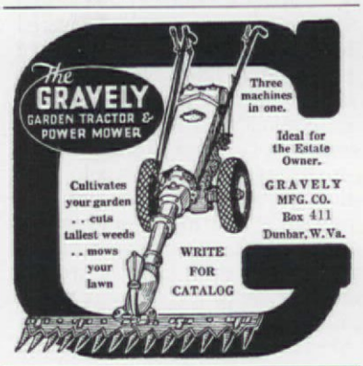

Three machines in one.

Ideal for the Estate Owner.

Cultivates your garden . . . cuts tallest weeds . . . mows your lawn

GRAVELY MFG. CO. Box 411 Dunbar, W. Va.

WRITE FOR CATALOG

Like ALL NIGHT RAIN
Really SOAKS Your Soil!

Like slow steady rainfall, SOIL-SOAKER—new hose-like porous canvas waterer—thoroughly drenches the soil, puts a reservoir of water deep into the ground, down to the root tips!

Made of a special kind of durable, mildew-resistant porous canvas—one end has standard coupling, screws to the hose; other end closed. Water seeps through the entire length gently—spreads out on both sides. Every drop soaks into the soil. Saves usual waste by evaporation, and run-off on walks, driveways, in the street. Easily moved without getting wet or shutting off water. Great for lawns, shrubs, trees, terraces, parkings, flower beds, gardens, etc. Recommended by Agr. Colleges and Nurseries. 100,000 now in use!

ORDER NOW

from your hardware dealer. If he hasn't it, order direct. 4 sizes—12-ft., $1.35; 18-ft., $1.85; 30-ft., $2.90; 50-ft., $4.65. Mailed postpaid anywhere in the U. S. A. Order Today!

HASTINGS CANVAS & MFG. CO., Dept. A-6 Hastings, Nebr.

SOIL-SOAKER

A Lily that Climbs

ROBERT SPARKS WALKER

It was a homely-looking tuber, somewhat forked, when it arrived. It came late, some time in June, with the information that from it would spring a lily whose ambitions to climb would take it, perhaps, ten feet or more above the ground. This was the first intimation the recipient had ever received that there existed a lily with an instinct to ascend to the heights of a morning-glory. So with real anticipation she planted it in her garden on Missionary Ridge in southeastern Tennessee.

Soon there peeped rather shyly from the ground a queer but interesting growth. Rapidly the stem began to grow; higher and higher it grew and as fast as the leaves appeared each one developed on its tip a tendril with as much curling curiosity as those which are found on grape vines.

From the beginning the new arrival proved a first-class sprinter, and by the last of September its flowers began to appear, bringing the long awaited thrills. At a casual glance, I could think of nothing but a beautiful butterfly in the act of alighting. At closer range, I found I was looking at a wonderful lily with six stoutly ribbed petals curving gracefully backward and forming a floral butterfly five inches across. Had it been spread out, the diameter would have been seven inches at least. The blossom perched on a stem six inches long that sprang from a leaf axil. The flower was crimson on top with yellow margins and the fact that the edges of the petals were crinkled added to its beauty. Underneath, the petals were yellow for the first inch, then gave way to red except that the crinkled edges continued yellow

TRIAD

3-in-1 Beauty Treatment for ROSES

1. *Kills Sucking Insects*
2. *Kills Chewing Insects*
3. *Protects against many Fungus Diseases*

Harmless to the tenderest foliage. The only spray you need to raise beautiful roses.

At dealers in Garden Supplies

Write us for complete Spray Chart

Hammond Paint & Chemical Co.
10 Ferry St. Beacon, N. Y.

Water Wand

TIME SAVER FOR GARDENERS
LIFE SAVER FOR FLOWERS

It's fun to water with Water-wand. Irrigate your garden quickly—easily—thoroughly. Full volume without force or damage to tender plants. Reach back of deep beds with long 52-in. handle. Weighs one pound, simple, efficient, inexpensive, a lasting investment. The tool you've always wanted. Order yours today. $2.50 delivered. Satisfaction guaranteed.

Write Free Booklet

Scofield Mfg. Co., Box 836 Sta. A, Palo Alto, Calif.

STEINER POWER MOWERS
AND WEED CUTTING COMBINATIONS

Rotary & Sickle $75, $125, $195, $250—Also Electrics $69.50

Write for Circulars—

STEINER PRODUCTS CORP.
3638 Cottage Ave.
St. Louis, Mo.

IRIS ½ PRICE

Write for free booklet illustrated in color, describing 600 most beautiful improved varieties — types which flower from early spring to late fall. Our special 1940 offer: 100 varieties half regular price.

WEED'S NATIONAL IRIS GARDENS
BOX 223A BEAVERTON, OREGON

PINK DAFFODIL

Rare variety imported direct from Holland. Long trumpet of apricot pink fading to a shell pink at edge, with ivory-white perianth. An unusually beautiful color combination. Early flowering, hardy, easily grown. Never before offered for less than double these prices: $1.00 each; 3 for $2.50, postpaid.

Good only to July 15th
Supply limited. Order today.

BURGESS SEED & PLANT CO.
418 P. D., GALESBURG, MICH.

GARDEN PROTECTION ALL SUMMER AGAINST DOG NUISANCE 60c

Harmless, non-irritating, repellent safe-guards gardens, evergreens, against destruction by dogs. One spray lasts weeks. Money back guarantee. If dealer can not supply, order direct 69c prepaid. Address A.H-6

(Ohio add 2c tax)

Bohlender Plant Chemicals, Inc., Tippecanoe City, Ohio

ROSES full of BUGS?

Kill them with Red Arrow Garden Spray. It's quick, simple, sure, inexpensive. Kills insects that harm roses, other flowers and shrubs. Also ants in lawns. Safe to humans, birds, pets, when sprayed. 35c bottle makes several gallons. Easy-to-follow directions on label. Buy Red Arrow Garden Spray where you buy garden supplies.

FREE Send post card to McCormick Sales Co., Baltimore, Md., for Garden Insect Control booklet No. 2A6.

BE SURE THE SPRINKLER YOU BUY IS A LONG-LIFE *Genuine* Rain King

Get the utmost in efficiency and long, trouble-free service. A type for every lawn or garden—and for every pocketbook. Each designed to throw more water—throw it farther—spread it evener. Rain Kings do a better job and last longer. ASK YOUR DEALER FOR THEM BY NAME. Rain King Sprinklers are made and guaranteed by Chicago Flexible Shaft Company, 5607 Roosevelt Road, Chicago, Illinois.

Preferred by home owners everywhere

51 Years Making Quality Products

to within about a half inch from the tip where they changed to pink.

The odd-looking ovary was a fourth of an inch thick and twice as long. Nature seems to delight in building oddities and in this instance the pistil is anchored at the rear of the green bulblike ovary and extends abruptly forward for two and a half inches, ending in three divisions, the ends of which appear to be sticky. Beneath each of the six petals, a stamen reached down, so closely resembling the legs of an insect in the act of alighting as to strengthen the impression of a butterfly. At the end of each two-and-a-half-inch, footlike stamen was pivoted a lovely golden anther, half an inch long which could be flipped round and round as if mounted on a swivel joint, much like the anthers found in a passion flower. The pistil, while in line with the anthers, protruded an inch beyond them. The insect that collects pollen from this flower must travel in a circle in passing from one to another before it leaves the pistil fertilized.

THIS climbing lily is a lovely creation; even its leaf, two and a half inches broad near the base, has a singular beauty of its own. It tapers to a fine point getting ready to form its trusty tendril, and, including the latter, is about seven inches long.

Such was my first experience with Gloriosa superba, a native of Africa and Asia, but which is proving very popular in the United States where it is grown successfully indoors in the colder climates and outdoors in the warmer ones. In cool climates, if grown in the garden, the bulbs or tubers must be taken indoors to rest over winter and reset outdoors in early spring. Place each one by a support of some sort, for it may want to do really acrobatic stunts.

There are about a half dozen species of this lily, all African save the one described which is also found in Asia. I fell in love with it the first season I grew it and want to have it with me again to enjoy its beauty and interesting growth every summer in the future.



Wendell C. Walker

A section of the climbing lily showing leaf, tendril, and flower

10 2 YR. OLD FIELD GROWN ROSES FOR ONLY $1

Amazing Value In America's Favorites!

Think of it! 10 strong, 2-year-old, field-grown guaranteed satisfactory everblooming rose bushes for only $1.00! To acquaint you with the superb blooming qualities, the hardiness, and the low direct-from-the-grower-to-you prices of Naughton's famous roses, send only $1.00 and we will ship at once the following 10 roses:

1 Red Radiance (Best Red) 2 Ami Quinard (Blackish Red)
1 Pink Radiance (Best Pink) 2 Luxembourg (Orange & Yellow)
2 Talisman (Gold & Red) 2 President Hoover (Red & Gold)

3 HYDRANGEA FLOWERING SHRUBS FREE with every order Send Today!

ORDER ROSE COLLECTION NO. 103

All above roses are hardy, ever-blooming varieties that will thrive throughout the U. S.—All are ready to live and bloom for you this summer! **Order now and 3 lovely blooming size Hydrangeas will be sent free with your roses!**

SATISFACTION GUARANTEED!

MONEY BACK GUARANTEE!

If you are not entirely satisfied with the roses you receive, we refund full purchase price or replace them with other stock satisfactory to you. You can't lose—order now—plant early!

FREE CATALOG! Save $$$! 32 pages full of amazing bargains. See it before you buy. Write for it today—It's FREE!

NAUGHTON FARMS, INC., Dept. R-60, Waxahachie, Texas

ROSE NICOTINE
—The old stand-by

This Summer, *be sure* you'll have a garden everyone admires! Don't grow it for the Insects (particularly the Aphis type of rose-killer). Spray all plants with reliable 40-year-old ROSE NICOTINE—"The Standard Spray Today". Harmless to plants; quick and easy to use (just dilute with water); *economical*. 40c and 75c at all good drug stores.

WATCH YOUR PLANTS GROW WITH **B-GROW!**

The marvelous new Vitamin B in convenient form. It does wonders to promote growth. One specially-prepared tablet to a gallon of water—PRESTO! Ready to go to work. Price 35c—and what a joy to WATCH YOUR PLANTS GROW! At your druggists—or write C. E. JAMIESON & CO., Detroit, Mich.

IT'S FUN TO CUT HEDGES
THIS EASY ELECTRIC WAY!

ZIP . . . and toughest twigs go down like grass before ELECTRIMMER'S powerful, long cutter-bar that DOES THE WORK while you only guide it! You'll do shaping, beveling, rounding with unbelievable ease! Plugs in light socket. SKILSAW, INC., 4733 Winnemac Ave., Chicago.

HEDGES how to select design and care for them

FREE send for this book!

Electrimmer

GROW BETTER ROSES

TRI-OGEN, the combination spray, helps give you better roses. Controls black-spot and mildew; kills many insect pests. Economical, easy to apply—just mix with water and spray. Buy at garden supply stores, or write for free helpful bulletin.

Rose Mfg. Co., 201 Ogen Bldg., Phila., Pa.

TRI-OGEN

OUT COME DANDELIONS and PLANTAIN with ONE QUICK PUNCH!

IT'S SO EASY!

Simply jab tool through plant root—gripper opens automatically—closes on weed as blade is withdrawn. Releases weed as blade inserted into next plant. Or, a pull on shaft releases weed into basket. Makes dandelion-digging FUN! Works swiftly! You stand erect, work with only one hand. No backache, no blisters. Just ONE PUNCH—no trigger, no thumb or finger movement of any kind. Proved by 4 years use. Order from your dealer or send postpaid, only $1.00. Return within 10 days if not satisfied—your money refunded promptly. SEND NOW!

SEND Only $1

CASEY-BALL & CO., Box A-6, Albion, Nebr.

PORCUPINE LANDSCAPE CURBING

A Rust Resisting Metal Edging Strip Made of Copper Bearing Steel for the Separation of Lawn from Road, Walk from Garden.

WRITE FOR FOLDER

THE PORCUPINE CO.
FAIRFIELD, CONN.

WILLIAMSON IRIS

New low prices on 518 rare and standard varieties. Write for catalog. Peonies and daylilies included. LONGFIELD IRIS FARM, 409 Market St., Bluffton, Indiana.

THE "CLIPPER" EASY ACTION LAWN EDGER

● Revolving shearing action trims grass edges smoothly, quickly, easily. Precision-built of spring steel. Needs no sharpening. Lasts for years. Rubber-tread traction wheel. For professional and home lawn keepers. Money-back guarantee. ORDER TODAY!

CLIPPER LAWN TOOL CO.
2516 N. E. 45TH AVENUE, PORTLAND, OREGON

ONE SPRAYING KILLS WEEDS DOES NOT KILL GRASS

Easy to apply—can be used over all or in spotting individual weeds. $1.55 in gallon cans at your dealer's.

ACME WHITE LEAD & COLOR WORKS, Detroit, Michigan

STEARNS POWER Lawn Mowers

Buy a Stearns Power Mower Now
12 Low Cost Models—$69.50 Up

Take advantage of the present low prices of Stearns 12 popular power mower models. Increasing labor and material costs may mean higher prices next year. These models are the best values available. All are simple and easy to start and to operate and free from tricky or complicated mechanism. Each model is as outstanding in quality and operating economy as in price.

The 12 models range from 18 inch to 27 inch cut. Designed and built by Stearns expert workmen, they give longest service at lowest cost. All models rubber tired and equipped with Briggs & Stratton engines.

Ask Your Hardware Dealer or Write Us for Catalog No. 76

E. C. STEARNS & CO. ESTAB. 1864 SYRACUSE, N. Y.



PROTECT ITS Beauty WITH BUG-A-BOO GARDEN SPRAY

Don't let pests ruin your garden. This easy-to-mix insect spray kills or controls practically all troublesome garden insects. Highly concentrated, 4 ounces make 12 to 18 gallons. Will not clog sprayer.

Buy at leading hardware, garden supply, drug, and department stores.

Bug-a-boo
GARDEN SPRAY
FOR PLANT INSECTS

Vital drops of Vita-Flor

VITAMIN B FACTORS

Amazing results from regular treatments of Vita-Flor. Stimulates root growth, helps develop robust, thriving plants. Vita-Flor Stock Solution is ready-mixed—no fuss or bother—easy to apply—keeps its strength indefinitely without refrigeration, comes in the handy "eye-dropper" bottle. Generous one-ounce bottle $1.00. *Look for the "red spot" label.*

GALEN COMPANY, INC., 2148 FOURTH ST., BERKELEY, CAL.

Vita-Flor is used in the Beautiful Gardens at the San Francisco Exposition

IS THIS YOUR LAWN?

INSTALL
A Thompson Sprinkling System
Cut Down Water Bills
No More Hose—No Muddy Feet
SAVE MONEY - TIME - EFFORT
Use Thompson's Free Plan Service

THOMPSON MANUFACTURING CO.
2251 East 7th Street, Los Angeles
Name.....
Address.....
City.....
Send for Catalog—Free Plan Blank

Little garden by the sea

[*Continued from page 19*]

roses, honeysuckle and other vines.

The little porch of Rosemary Cottage which extends into the garden space is flanked with flower beds at two levels, the rear one at that of the porch, the one in front about six inches above the garden itself. In the center a sundial rises above a planting of mints and thymes around which are four triangular beds of old-fashioned roses and rose geraniums. At either end are square beds of lavender, and along the base of the fence, from arbor to cottage, a narrow border holds a collection of herbs of all kinds—sages, angelica, lovage, savories, flax, samphire, basil, rosemary, ambrosia, jasmine, and others. As in many ancient herb gardens, there is no lawn or turf, the paths being covered with pale blue crushed stone.

From any point within the garden the view—north, east, or south—is toward open water. This and the life-buoy (inscribed "S. S. Salt Acres"), hanging on the fence, give the garden a truly sea-going atmosphere. The Clarksons claim that sometimes as they sit there gazing across the blue waves that extend out from directly below them and listening to their gentle splashing and to the squabbling of the gulls, they are almost ready to swear that the garden rocks gently on the tide!

Herbs by the sea, too

REFERENCE to the Clarksons' quaint sea-going garden would not be complete without recalling that the specimen herbs growing there are but a few samples taken from the extensive herb beds that occupy a considerable part of the tillable area of Salt Acres. For this interesting home place is the source of an immense amount of information and inspiration that goes out to herbalists the country over through the monthly issues of Mrs. Clarkson's *Herb Journal* and that is contained in her book, "Magic Gardens"* that appeared last Christmas. Although it is, as she calls it, a "Modern Chronicle of Herbs and Savory Seeds," the information it contains and its curious old illustrations have been dug up from records that go back hundreds of years to the time when herbs were among the most important of all plants. Thus the book deals with both present practices in the successful cultivation of herbs—for ornament, for their varied household and culinary uses, and for the traditional interest they possess—and also the ancient theories and beliefs that make the whole subject so intriguing. The fact that Mrs. Clarkson lives among the fragrant plants she loves and herself does the things with them that she tells about so delightfully, gives the attractive volume additional charm as well as authenticity and increased value.

* "Magic Gardens." By Rosetta E. Clarkson. The Macmillan Co., New York. $3.

DON'T GUESS HOW YOUR TULIPS WILL LOOK, KNOW!

See them in full gorgeous color in
ELLIOTT'S Free Tulip Book

Money Back If They Don't Grow Exactly As Shown

Don't take a chance on what your garden will look like. Know *before* you plant. In Elliott's FREE Tulip Book see the colorful glories Elliott bulbs will bring to your garden. If they don't — your money back.

AMAZINGLY LOW PRICES... Every one of these bulbs is a Holland Import — the world's finest. Yet, Elliott sells them at far less than you'd expect to pay for ordinary, run-of-the-mill bulbs. That's because of the way we buy.

ORDER NOW PAY NEXT FALL... *We do not stock bulbs.* Our buyers go to Holland early in July and purchase only those bulbs which you have ordered—no extras. Therefore, we never have any end-of-season left-overs to mark off at your expense. We make delivery just in time for planting, October. And it is only then — **next fall** — that you have to pay.

GET FREE COLOR CATALOG... Never have you seen such beauty and color as you'll find in this year's catalog. You've *got* to see it! Also shown, in addition to tulips, are many new and exclusive bulbs, including complete selections of narcissus, hyacinths, iris, lilies and many others. Learn how to plan the most beautiful garden you've ever had—easily — inexpensively. Write for free catalog TODAY.

FREE!

ELLIOTT NURSERY COMPANY
11th St., Evans City, Pa.

HOME GARDENERS!

DON'T RISK FLOWER RUIN FROM INSECTS!

Assure home gardening success by spraying Ever Green Garden Spray to kill most of the common types of chewing and sucking insects that destroy flowers. Easy to use. *Non-poisonous*—it is harmless to plants, pets or people when sprayed. Yet its killing power is so high it carries a "Double-Your-Money-Back" guarantee of satisfaction. So spray Ever Green early—when insects first appear. Sole Distributors: Acme White Lead and Color Works, Detroit, Michigan.

A gas-producing powder—not a bait. Penetrates throughout the nest, killing all ants—Instantly. No waiting. No poisonous residue.

At Drug, Hardware, Seed Stores
30c KILLS A MILLION ANTS
AMERICAN CYANAMID & CHEMICAL CORPORATION
34 Rockefeller Plaza, New York, N. Y.

Garden musings

[*Continued from page 111*]

sugar bowls used for flower containers; one woman had won a blue ribbon for her arrangement of pink roses in a blue and white bowl a bit yellowed with age. Now I am on a quiet hunt for some of these bowls before my roses bloom again.

At the same show I also saw another kind of antique—the old-fashioned soup tureen—smartly used. Some of them were of flowered china, others of thin white china banded with gold. With the aid of flower holders such flowers as delphiniums, zinnias, and long-stemmed roses showed off magnificently.

One other quaint exhibit was an old pewter candle mold in whose three rows of tubes were shown three kinds (and colors) of blossoms—a red, white, and blue arrangement of bachelor's buttons, white petunias, and red poppies. A splendid suggestion for a Fourth of July luncheon table! For different occasions you could vary the effect according to your garden's possibilities, remembering to use stiff-stemmed flowers that stand up primly.

• • •

When you need a particularly stunning table decoration and your garden seems to offer nothing but phlox, try cutting the stems very short—to two or three inches—and massing a bunch of the heads in a round crystal bowl. If the colors are rather deep, the effect will be stunning.

• • •

I have just made a surrender to Nature. For two years I have been struggling with a formal garden which a former tenant had started under some enormous old trees. As might have been expected under such conditions, in spite of all our care and trouble all I got were straggly plants with few if any flowers. So I have just had all the beds leveled and seeded to grass and a great sense of relief has come over me! To those who really garden, this may seem like a backward step; but sometimes it actually pays to make a graceful retreat.

SLUG SHOT

**DEADLY TO INSECT PESTS
HARMLESS TO MAN, BEAST & BIRD**

Chewing and Sucking Insects, and Red Spiders Fall before the Annihilating Barrage of **SLUG SHOT**! It contains Patent Stabilized Pyrethrum-Rotenone——Sure Death to Insects!

**2 Forms—Liquid and Dust
Sold by Dealers in Garden Supplies**

Write for Folder and Free Chart: "How to Control Garden Enemies". Be Prepared!

HAMMOND PAINT & CHEMICAL CO.
10 Ferry St. Beacon, N. Y.

100 GORGEOUS DARWIN TULIPS $2

GUARANTEED TO BLOOM NEXT SPRING. Gorgeous mixture of assorted shades and colors, or your choice of red, white, pink, lavender or yellow. Order Now—a postal card will do. Bulbs will be sent by parcel post, C. O. D. in time for fall planting.

**BURGESS SEED & PLANT CO.
418 T. C., GALESBURG, MICHIGAN**

**ORDER NOW
PAY NEXT FALL**

NATIONAL MOWER CO.
831 Cromwell Avenue St. Paul, Minn.



Sickle mower, power driven, rubber tired, pulls self, cuts high grass, hay, weeds, on level or rough. Moderate Price.

Write for Catalog — **6** times faster than a scythe!

Learn to be a LANDSCAPE ARCHITECT

Ambitious? Here's a profession for men and women. Year-round occupation—also interesting hobby! Home study course used by hundreds. Free booklet "Success Thru Landscape Training."
AMERICAN LANDSCAPE SCHOOL, 6182 Grand Ave., Des Moines, Ia.

RED -TONED IRIS

Five varieties including RED WING, only 30 cents, stamps or coin. Ten varieties choice ORIENTAL POPPIES only one dollar. All plants labeled and postpaid. Copy **"Iris News"** FREE. Address Iris News, Macedon, N. Y.

SURE DEATH TO CUTWORMS, SOWBUGS, SLUGS, SNAILS

SNAROL (WITH META) ATTRACTS and KILLS

HAVE YOU A LITTLE GARDEN?

If so, you need one of the new handy service booklets we have just published.

Rock Gardens, Water Gardens and Pools..... 88 Pages... **50¢**

Indoor Gardening and Flower Arrangements. 104 pages... **50¢**

Garden Planning, Making and Foundation Plantings 176 pages... **60¢**

Garden Flowers and How to Grow Them...240 pages... **$1.00**

If you don't think they are worth your time and money, we will gladly refund your remittance.

THE AMERICAN HOME
251 Fourth Ave. New York City

SECTIONAL STEEL GARAGES



That Look Like Wood **$139 and up** Shipped Anywhere Easily Erected.

Steel Buildings for All Purposes

Write for Information.
John Cooper Co., 309 Second St., Hackensack, N. J.

Gardening puts and keeps you in good company. As a calling it attracts a wholesome, clean-minded kind of person. When next you attend a meeting of gardening enthusiasts look about you and see if that isn't so.

If you love flowers, you can store your mind with memories of color against the drab days that come to all of us. I have one special bit of color saved up from my garden one spring when I was particularly in need of courage. There was sickness and worry in our home, and I had gone out to gather a few forsythia sprays for the sick room from the old bush that was blooming beautifully out in the yard. As I stood under its arching branches and reached up for one near the top, the bluest of spring skies showed through the gold of the forsythia flowers with an intensity of beauty that almost hurt my eyes. I had picked flowers from this shrub many times before, but never had I happened to stand directly under it and view the sky through its cheery, yellow branches. The effect was unforgettable, upon both my eyes and my spirits.

• • •

When the peonies bloom, I have a sacred rite to perform. Picking the loveliest of the white ones, I put them into an antique pink and white pitcher that belonged to my grandmother. The peony is the only flower that seems just right in this pitcher of sturdy English porcelain whose colors are just as pleasing now as they must have been when grandmother set up housekeeping on a farm in Connecticut. It requires something strong, yet distinctly beautiful for its container. Distance prevents my taking flowers to grandmother's grave, but I like to think of this little ritual each peony season as her annual remembrance from me.

If two bunches of beets cost eight cents—

[*Continued from page 44*]

investment $1.10. When these were planted, there was left only room for eight cucumber seeds, which Bobbie later thinned to the three sturdiest seedlings. By this time everything was up and he was so thrilled and proud that he did some hoeing nearly every day; if, occasionally, the weeds got ahead of him, he would get Tim to help—for a penny. One reason Bobbie enjoyed his garden so much was that he had done nearly all the work himself; he knew that it depended on him for water and care. Also it wasn't too big for him to look after.

In early June he gathered his

VALSPAR
Lasting Beauty and Perfection for every home

VALSPAR
PAINTS – VARNISHES – ENAMELS
VALENTINE & COMPANY, INC., NEW YORK THE VALSPAR CORPORATION, LTD., TORONTO

ENJOY THE CHARM AND COMFORT OF THIS LOW-COST HOUSE
for less than $25.00 per month *(F. H. A. plan)



THIS ATTRACTIVE HOME *Built of*
Carey LONG-LIFE LOW UPKEEP MATERIALS

CAREY CORK INSULATED SHINGLES
The asphalt shingle that gives long-wearing roof and roof insulation, both for roof cost only.

CAREY ROCKTEX INSULATING WOOL
Loose; Granulated; Pads; Bats. Reduces room temperatures in summer; cuts fuel consumption in winter. Pays for itself.

CAREYSTONE SIDING AND SHINGLES
Made of asbestos and cement. Fireproof; durable as stone. Minimizes upkeep expense.

Probably no home comparing with this home in value has ever before been offered the public. It has inside and outside charm, modern conveniences, and low upkeep assured through quality construction. It can be built for around $3,000, and paid for under F.H.A. terms for less than $25.00 per month. The Carey materials specified are of outstanding efficiency and durability. You couldn't buy better insulation; longer-life, fireproof siding; or a more attractive roof, even if you were building a $10,000 home. In fact, these Carey Products are standard quality used in many of the finest buildings.

For floor plan, description and information about blue prints of this Carey Home No. 105, mail the coupon NOW.

THE PHILIP CAREY COMPANY
Dependable Products Since 1873
Lockland • Cincinnati, Ohio

The Philip Carey Company, Lockland, Cincinnati, Ohio. Please send floor plan and descriptive folder of Carey House No. 105, together with Carey book giving valuable building suggestions.

NAME.....

ADDRESS.....

CITY..... STATE.....

BEFORE wedding bells start ringing, let's mix sentiment with good sense. Every bride needs heaps of entertaining accessories. So choose open stock crystal for long-time use. And for the very nicest be sure it's genuine Fostoria.

For over 50 years, brides have met every momentous occasion with the lustrous beauty of Fostoria. And for those romantic moments when you and your table settings are on display, choose wisely. Choose "Master-Etchings." There are scores of *open stock* designs at the best stores everywhere. Or, write to us for leaflet 403. Address Fostoria Glass Company, Moundsville, West Virginia.

first delicious peas, weighed them on our grocery scales, and sold them to us for ten cents a pound. Radishes came next, at five cents a bunch, then beet tops, delicate young beets, and tiny tender carrots. As a special Sunday dinner treat he would arrange a beautiful dish of his best produce for us. Each day he would consider the situation and enter his sales in his account book. Perhaps we paid dearly for some things—but they were fresh and good enough to be worth it. By the end of the summer he had made eight dollars—a tremendous sum to him—and with it he bought a second-hand bicycle, his first two-wheeler. So he felt pretty proud. But he loved his garden aside from the bicycle it brought him, and there was the start it gave him with his arithmetic, on a very practical basis. As for us, we certainly appreciated the vegetables.

I used to love to look out in the morning and see him in his overalls and big straw hat working among his plants or filling his basket with vegetables. . . And when summer was over, as I saw him riding his bike in glee, working at his sums with increased interest and understanding, and now and then planning a bigger and better garden next year, I knew that it had, indeed, been a wonderful summer project not only for Bobbie, but for all of us.

North Carolina's oldest mill—a summer home

[*Continued from page 39*]

churn, antique glass, china, copper, brass give the final flourishes to a room of rich, antique character achieved by original ideas.

A door at the right side of this room opens onto the side porch overlooking the dam. This connects with the guest house by a long, bridgelike gallery so it's possible to go from the house to the guest house under roof cover. The guest house is part of the original mill, a separate house flanking the front of the main house. It has two stories, with a sitting room done in fine antiques, and a bedroom.

Off the left side of the living room is the long porch which serves as the general sitting room of the house as well as the dining spot. It was originally almost fifty feet long but the far end of it was enclosed as a modern kitchen and now sports shining copper. It was on this porch, extending out left of the house, that the log sawing was done in the mill; the large wheel, still in place on the porch and banked by plants now, was turned by a waterwheel in the millrace flowing under the porch. Our illustration on page 38 is evidence that the millrace is still there. Indeed, this porch is as pleasant a place as you can imagine. It's open on both sides, screened and glazed for winter or summer, and it overlooks the water on one long side, and the rock garden, outdoor oven and flower beds at the front of the house. Rush-bottom chairs, exactly fitting the rustic character of the place, are used for lounging and as dining chairs. The dining table itself is another attractive, smartly contrived piece of furniture. It's a mill pulley wheel supported by the original shaft, and its practical metal top is another inlaid circular saw. Of course, it can be turned like a Lazy Susan.

Graphic Features

Two other pulley wheels form ingenious lighting fixtures too. The chandelier over the table is one, decorated with a fringe of curled tin, and the side wall fixture is hung on another. They are lighted electrically, like the rest of the house fixtures, excepting the decorative lanterns here and there. Water for the household is supplied by a tank pumped from the spring across the stream. The property consists of forty acres with bridges leading back and forth across the stream and enchanting trails following its course.

PRINTED IN THE U.S.A. BY THE CUNEO PRESS, INC.

ORCHIDS FROM HUBBY FOR THIS

PORCH SUPPER SALAD

WITH REAL MAYONNAISE

PORCH SUPPER SALAD

- 1⅓ cups cooked peas
- ⅔ cup sliced celery
- 2 cups scored sliced cucumber
- 2 cups cooked sliced carrots
- 2 cups cooked sliced beets
- 2 sliced tomatoes
- Chicory • Romaine
- Lettuce • Watercress
- Hellmann's or Best Foods French Dressing
- Hellmann's or Best Foods *Real* Mayonnaise

Mix peas and celery. Marinate vegetables separately in French dressing and serve in individual dishes. Arrange chicory, romaine, lettuce and watercress in salad bowl and place tomato slices around sides (as illustrated). Serve with *Real* Mayonnaise. Serves 6 to 8.

PEG GETS IN SOLID WITH HER MOTHER-IN-LAW

REALLY FRESH, TOO!

. . . this *light* mayonnaise—delicate in flavor, light and smooth in texture

Real Mayonnaise (Best Foods in the West; Hellmann's in the East) is made like the home kind. It contains only freshly broken eggs, added egg yolks, choice vinegar and spices, and our own "FRESH-PRESS" Salad Oil which we ourselves prepare *fresh each day*, as it is needed. And in our powerful *new kind* of double-whipper these ingredients are *so completely blended* that *Real* Mayonnaise, with all its home-made richness, is even lighter and creamier in texture than home-made, and has a zestfully light, delicate flavor, free from oily taste.

BEST FOODS ⇄ HELLMANN'S

Real Mayonnaise

Tested and Approved Good Housekeeping Bureau

⬆ IN THE WEST

⬅ IN THE EAST

"I prefer a mild cigarette—so of course I smoke Camels!"

MRS. ALEXANDER COCHRANE FORBES,
international figure in embassy circles

Her name is "Sunny" Forbes. The daughter of a diplomat, she is at home with world notables...speaks five languages fluently. She was educated in Rome, made her New York début at the Tuxedo Ball, was later presented at the Court of St. James...

☆

Now, in her Manhattan apartment, Mrs. Forbes entertains famous personalities with casual teas and buffet suppers...

☆

"And I wouldn't think of entertaining," she says, "without having a carton of Camels handy. My friends are as Camel-conscious as I am. They evidently enjoy Camels, too."

☆

She likes to wear colorless polish on her nails . . . do her own marketing . . . make needlepoint seat-covers for her Chippendale chairs . . . collect Lowestoft china . . . go to concerts . . .

☆

One of those charming people who are "asked everywhere"—to attend a party for visiting royalty, to hunt in Virginia, to swim in Bermuda—she says:

☆

"I see Camels everywhere I go. Nobody has to tell me that Camels are 'extra cool, extra mild, and have extra flavor.' I *know*—I smoke Camels. They're my favorite. Positively the grandest-tasting cigarette I could ever want."

THE CIGARETTE OF COSTLIER TOBACCOS!

A few of the many other distinguished women who prefer Camel's mildness and delicate taste:

Mrs. Nicholas Biddle, *Philadelphia*
Mrs. Gail Borden, *Chicago*
Mrs. Powell Cabot, *Boston*
Mrs. Thomas M. Carnegie, Jr., *Philadelphia*
Mrs. J. Gardner Coolidge 2ND, *Boston*
Mrs. Anthony J. Drexel 3RD, *Philadelphia*
Mrs. Nicholas Griffith Penniman III, *Baltimore*
Mrs. Thomas Edison Sloane, *New York*
Mrs. Rufus Paine Spalding III, *Pasadena*
Mrs. Oliver De Gray Vanderbilt III, *Cincinnati*
Mrs. Kiliaen M. Van Rensselaer, *New York*

In recent laboratory tests, Camels burned 25% *slower* than the average of the 15 other of the largest-selling brands tested—slower than *any* of them. That means, on the average, a smoking *plus* equal to

5 EXTRA SMOKES PER PACK!

Slower-burning Camels give you—

Copyright, 1940, R. J. Reynolds Tobacco Co., Winston-Salem, N. C.

EXTRA MILDNESS **EXTRA COOLNESS** **EXTRA FLAVOR**