


ON GUARD . . .

The AMERICAN HOME

15¢
July 1943



Lamorous Food MAIL ORDER ROOM Things for children "to do"



ANCESTRAL PORTRAITS, looking down on this modern living room, get no hint of the outmoded room it used to be. The snapshot shows the house as furnished by its original owners. The change that made the biggest difference of all is the Armstrong Floor—Marbelle in Style No. 012 with a panel of Plain Chocolate. List of furnishings and sketch of room plan sent free.

over the fireplace. And it's a dream house to keep clean, thanks to my work-saving Armstrong Floors. They're the envy of every other woman in the neighborhood."

NEW BOOK GETS YOU STARTED. If you live in an outmoded house, we'd like to send you a unique book that shows how to make over all kinds of rooms. It's a how-to-do-it book filled with practical suggestions from the scrapbook of Hazel Dell Brown. Just ask for "New Ideas for Old Rooms." Sent for 10¢ (outside U.S.A., 40¢). Armstrong Cork Company, Floor Division, 4307 Pine Street, Lancaster, Pa.

"We had to buy a house
we didn't want..."



but we turned it into *Home Sweet Home!*

"FOR YEARS we'd been planning our dream house. We'd even splurged and bought a lot of modern furniture for it. Then the war! And Bruce's new job. And not a decent house to rent within twenty miles.

"In desperation, we *bought* a house! But it made me pretty heartsick to think of my modern furnishings in those dingy, outmoded rooms—and all my dreams disappearing into thin air.

"Bruce tried to cheer me up by saying we'd do some remodeling. How could we with restrictions and labor shortages? But bless his heart, Bruce wouldn't give up. 'Maybe a little will do a lot,' he reasoned, 'like stripping that brick veneer off that old Santa Claus fireplace. Or doing something about those old floors...'

"That's all it took to get me started. The

very next morning, I stopped at the local linoleum merchant's. Yes, he could install Armstrong's Linoleum Floors—even give us the very same design we'd planned for the living room of our dream house.

"From then on it was easy—and fun! It took a lot of imagination, but not much of anything else—a few gallons of paint, some drapery material, a little minor remodeling.

"Today, that old house really is our dream house. I even worked out an idea I'd had for ever so long—a decorative family tree

ARMSTRONG'S LINOLEUM and LINOFLOR

for every room  in the house



THE ARMY-NAVY "E" flies over our Lancaster factories. It was awarded for excellence in the production of shells, bombs, aircraft parts, and many other vital war materials. However, your merchant can still show you Armstrong's Floors that are both smart and correct. Just be sure to look for the name *Armstrong's* on the back of the goods you buy.

Hope Chest... '43 Style!

HERE is the "hope chest" of Nancy Jones.


Here Nancy's dreams are taking shape and form and substance. Here her dream-home is already started—the home she will someday share with Bill.

Her sketch, crude though it may be, suggests a wonderful new home she hopes for. And Bond by Bond she is preparing to have it tomorrow.

But no picture can show all the comforts and conveniences—all the *built-in better living*—that a new electrical age will bring to America's homes after Victory is won.

So, like Nancy, keep on being brave and hopeful and wise. Keep on filling *your* "hope chest" with U. S. War Bonds.

It is the surest way to make your dreams—and the hopes of your nation—come true.




The General Electric Consumers Institute at Bridgeport, Conn., is devoted to research on wartime home problems such as: Nutrition · Food Preparation · Food Preservation · Appliance Care · Appliance Repair ·

Laundrying · Home Heating and Air Conditioning. Helpful bulletins and booklets are available through your General Electric Appliance Dealer, or direct from the General Electric Consumers Institute, Dept. AH7-3.

APPLIANCE AND MERCHANDISE DEPARTMENT, BRIDGEPORT, CONN.

GENERAL  ELECTRIC





H. E. Marsden

Heritage for Anthony

HAZEL HARPER PICKETT

THEY tell me that after the war there will be a "brave new world," with wonderful inventions—things to make more leisure for the common people. I am definitely not interested. But I would like to keep some of the priceless things I received from my grandmother for my grandson, Anthony.

At the turn of the century grandmother lived in a little white house at the edge of a small Iowa town. There was a wooden bandstand in the center of the square; on Saturday nights there were band concerts there, and on the Fourth of July we had a community picnic, with fried chicken, lemonade, and banana cake. There were patriotic speeches by some local political light, and the singing of "America"—with more vim and vigor than harmony!

But it was the visits to grandmother's house that thrilled me. She used to bake me a little round loaf of bread in a pie-tin, and, while it was still warm, break it apart and spread it with butter and brown sugar from a sugar bucket with sloping sides. There were yellow tomatoes and pie-plant in the garden.

I can see her now, by the high-legged kitchen stove, the black iron kettle singing and the old cat purring under the stove. There were rag carpets on the floor, and straw ticks and featherbeds on the high poster beds. On the plant-stand in the parlor window were Martha Washington geraniums and umbrella plants. The whatnot held a shell you could hold to your ear and hear the ocean, and there was a stereoscope in which you could see Niagara Falls.

There was an atmosphere of security, of peace and gracious homely living about grandmother's. There wasn't much money, but there was time to appreciate the real values of life—an uncomplicated, friendly philosophy of living.

When I started looking for a house, they took me to a new suburb where, delightful to behold, were lovely, completely modern houses, white with colored roofs, their tiny kitchens as efficiently equipped as a surgical case. But their grounds showed a bare half-inch of fuzzy grass, and the trees were anemic-looking sticks. Being a grandmother, I hadn't time for such puny

Contents

July, 1943

Vol. XXX, No. 2

Cover Design: See page 26

Special Monthly Features

Family Health Department: Call a Doctor— But Whom?	<i>Emilie G. Sargent</i>	14
Be Your Own Dressmaker: In the Good Old Summertime		64
Personal!: Questions About Me		66
Homework		68

Children

Children in a Wartime Summer		10
Dear Young Mother		49
What Did Teacher Have You Haven't Got?	<i>Lucile Taylor Tiefel</i>	61

Decorating

A Room by Mail!		26
Dear American Home	<i>Geneva B. Williams</i>	46

Gardening

We Had a Plan—And We Followed It!	<i>Irma C. Anzini</i>	21
Moss Wall, Cool and Green	<i>Maude A. Fox</i>	22
4 Out of 5 Have Spiraea!	<i>Douglas Ayer</i>	24
Growing Time in That Food Garden		50

Handicrafts

Meet the Joe Wrights!		17
For Slap-Happy Painters	<i>Duane Bradley</i>	44
In the Good Old Summertime		64
Homework		68

Homes and Maintenance

We Get a Good Story—Peggy Gets a Nubian Kid!	<i>Peggy Lauber</i>	15
Colonial—Spanish Style		38
Focslhead—Cottage on the Jersey Shore	<i>J. W. Snyder, Jr.</i>	42

Parties, Food, Housekeeping

Meet the Joe Wrights!		17
Where There's No Maid, There's No Maid Trouble!	<i>Rachel Rubin</i>	20
Don't Let K. P. Ruin Your Summer!		31
Showers Today	<i>Alice Woster</i>	34
VIII. Berries		52
Recipes		55, 59
This Month It's a Sunbonnet Garden Party	<i>Ruth A. Ebel</i>	
	<i>Belle C. Harrington</i>	57

Inspirational

Heritage for Anthony	<i>Hazel Harper Pickett</i>	4
--------------------------------	-----------------------------	---

BUY MORE WAR BONDS!

THE AMERICAN HOME, July, 1943. Vol. XXX, No. 2. Published monthly by The American Home Magazine Corporation, 444 Madison Ave., New York, N. Y. W. H. Eaton, President-Treasurer; Henry L. Jones, Vice-President; Jean Austin, Secretary. Executive, Editorial and Advertising headquarters, 444 Madison Avenue, New York. Subscription Department, 251 Fourth Avenue, N. Y. Branches for advertising only: 248 Boylston Street, Boston, Mass.; 360 North Michigan Avenue, Chicago, Ill.; A. D. McKinney, 915 Olive St., St. Louis, Mo.; W. F. Coleman, Henry Building, Seattle, Wash.; W. F. Coleman, 300 Montgomery Street, San Francisco, Calif.; W. F. Coleman, 530 West 6th Street, Los Angeles, Calif. Copyright, 1943, by The American Home Magazine Corporation. All rights reserved. Title registered in U. S. Patent Office. Subscription price in United States and Canada, \$1.50 a year; two years, \$2.25; three years, \$3.00. Foreign postage \$1.00 per year extra. Entered as second class matter December 31, 1935, at the post office at New York, N. Y., under act of Congress, March 3, 1879.

"My conscience wouldn't let me!"

YESTERDAY, the juiciest birthday check fell into my lap! Sweet thing—my aunt Sue. She's heard me dream out loud—about a linen closet stacked with lovely Cannon Percale Sheets!

"That check could have bought 'em. But it didn't—not *this* year. Nope—it went for a War Bond (and one teeny pink hat).

"You know what Uncle Sam says: *Don't buy unnecessarily!* Okay. I didn't honestly *need* those extra sheets. The Cannon Percalés I have are good for *years*—especially now that I'm practicing all the sheet-saving tricks!

"Bend an ear, gals—and *learn 'em!*"

Trot out your horse sense!

Treat sheets gently! *Lift*, don't yank 'em off the bed. Get after loose springs or splintered bedboards before they cause rips. Grab your needle the minute you spot a tear, or worn-thin place!



Be a super laundress!

Don't soak the dirt into sheets—15 minutes' soaking is plenty. Use just enough soap to make a good, rich suds. Let sheets swish 5 to 8 minutes in your machine. Rinse, rinse, rinse!

Try these backyard tricks.

Wipe off that dusty clothesline, before you hang your sheets. Then put 'em *in* the sun (so they'll bleach naturally); *out* of the wind (so they won't flap). Fold hem to hem; hang evenly; pin.

Wield a wise iron.

Sprinkle sheets with *warm* water—it spreads faster. Don't let your iron get too hot—may cause "hidden scorch." Don't press the folds, please. And don't let sheets sit unused—keep 'em circulating!

Buy sheets only when you're down to bedrock!

When you honestly haven't enough sheets to sleep on, remember this: those soft, smooth-woven Cannon Percalés cost just about the same as heavy-duty muslin. And Cannon Percalés have 25% more threads to the inch than the best muslins have. That's sheet life insurance!



And because percale's lighter, Cannon Percalés save money at average pound laundry rates, if you send your sheets out. If you wash your own, like me, you'll find Cannon Percalés a breeze to handle!

Here's a memory jogger!

Don't buy sheets unless you *have to!* But when you do, pick a name you can trust for all the things you can't see for yourself in a sheet. Know those wonderful Cannon Towels? The same people make Cannon Percale Sheets! And if you *do* buy these lovely sheets, baby 'em along with all the care of—a doting aunt!

Cannon also makes an economy muslin sheet—well-constructed, long-wearing—a really fine value. Cannon Mills, Inc., New York, N. Y.

Cannon Percale Sheets



Made by the makers of
Cannon Towels and Hosiery



"It doesn't take a scratchy cleanser to do a fast job!"

Once porcelain is covered with the tiny scratches that catch and hold the dirt—it's much harder to clean. So why take chances? Especially when Bon Ami cleans so *safely* and quickly! You see, Bon Ami is free from the coarse grit and harsh alkalis that can be damaging to porcelain. Yet it's speedy and easy to use . . . leaves porcelain shining with cleanliness. For remember—Bon Ami *polishes as it cleans!*

**Quick—easy—safe
for all your cleaning**

Use Bon Ami for bathtubs, stoves, refrigerators, too. It helps keep things smooth, shiny, looking their best. That's doubly important now when household equipment is so hard to replace.



Bon Ami



trees to grow—and those shiny new houses weren't what I had in mind for Anthony. I wanted a little house that had been lived in and loved, surrounded by big trees—not necessarily a new house, but one fundamentally sound.


Finally I found it. It is small, but it has an old-fashioned pantry and a warm, dry basement for storing apples, potatoes, and home-canned vegetables. The huge lot contains a big apple tree and a blue plum tree, besides several shade trees. There is rhubarb along the back fence, and a big vegetable garden. I am going to set out berry bushes, to have my own fruit for jam and jelly. The cellar is full of canned things. These are what I want for the little fellow. Grandmother's house should mean slices of fresh bread, spread with jam; a swing in the maple tree; a tree house; gingerbread men, cookies, pie; his own chair in front of the fireplace. These are a part of his heritage.

For many years I have lived in apartments. Now I have a home of my own—a snug haven for simple, serene living. There is white paint everywhere, and hardwood floors that take plenty of scuffing. There are white ruffled curtains, low, wide, bouncy chaises, and low chairs. In the kitchen there is an old-fashioned coal range besides the gas stove.

My little house is to be a retreat from all that is ugly and brutal and destructive. It is to be a shelter for my children whenever they need it, something that always stands behind the family. For me personally, it is a place of deep spiritual values. There are my books; there are things to do with my hands; there is my precious white-flower garden. Of course there are other flowers of many colors, but the Chinese say white flowers bring happiness. Inside, there is music, firelight, and peace—a feeling of "having things down."

Maybe Anthony will not appreciate these simple, homely values—but I think he will. Not while he is growing up, perhaps, but later, when he takes his part in the reorganization of a chaotic world, he will find these lovely things a part of his thinking. He will find that, behind progress, and revolutionary ideas, and marvelous inventions, is the American way of life, of simple, gracious living, of spiritual adequacy; the normal pattern of a man, a woman, and a child in their own home. This heritage I would bring him.

Contributors



RUTH W. LEE

HERE you see our Chicago associate RUTH W. LEE helping put last-minute touches to our cover room while Joe, the carpenter, looks on approvingly. While we decorated by "remote control," Mrs. Lee practically lived on the set for a week, no detail being too small to escape her discerning eye. We were worried for a while that she might even move her personal belongings over and claim the room as her own, so much did she like it. As a matter of fact, a great deal of it was duplicated in the "start-in-life" apartment she sent her newly-wedded daughter Ruth, a service bride now living in Arizona.

• • • ALAN HILL, SR., was at first a bit scornful of the marionette hobby taken up by his wife, son, and daughter. But once persuaded to make them a stage, he found his enthusiasm equalling theirs. Later, after reluctantly attending a professional puppet show, he decided that it surpassed his family's in only one respect—the puppets' heads were of cotton-stuffed cloth instead of wood with carved faces imbroided features. So he set about carving heads for the Hill figures—and is still doing it. He is especially proud that practically everything needed for their productions is made or found at home. "Nothing in the house is safe," he says. "When I miss anything, the first place I look for it is in the family's 'show room.'" • • •



ALAN HILL, SR.



"I painted this whole room this morning with **Resintone**"

"We'd been *meaning* to do-over this room for years! But then we'd figure the mess and expense of it all . . . finding a painter; doing without the room; paint-smell all over the house . . . and we'd always end-up by 'letting it go for a while.' Then I heard how Resintone dries while you paint, without paint-smell . . . and how Mrs. Morse did her whole big house in a week. So . . .




Resintone's So Quick and Easy to Apply . . . and it Dries in 40 Minutes!



"I EASILY MIXED RESINTONE WITH WATER. Because Resintone thins with water from the faucet . . . no oil or turpentine to buy . . . each gallon-can gives you 1½ gallons of paint.



"YOU CAN BRUSH IT ON OR ROLL IT ON. Either way is quick and easy. My own preference is the Roller Applicator . . . simple as rolling a carpet sweeper. And so fast, it's fun!



"JUST ONE COAT IS ALL THAT IS NEEDED! One coat of Resintone completely covered this room's old wallpaper. I understand it will also cover plaster, wood, tile, brick, or cement.



"NO 'AFTER-PAINTING MESS' WITH RESINTONE! When I finished painting, I just rinsed my hands (and the applicator) in water. A damp cloth took care of the spots I'd made on the floor.



"ALL THAT WAS LEFT WAS TO TIDY-UP A BIT! By the time I'd finished lunch, the paint was dry, the odor gone. Don't be afraid to touch the wall; Resintone dries in 40 minutes.



"AMAZINGLY, RESINTONE IS ALSO WASHABLE. Once these Resintoned walls have had a chance to 'set' and harden for a week, I'll be able to wash them . . . with mild soap and water.



"RESINTONE GIVES A GRAND COLOR-CHOICE. Soft, glareless pastels! At Wards you can pick-up a folder that shows actual samples of all of them. For this room we chose ivory tan. I have an idea

OUR NEW LIVING ROOM COST US JUST \$2.69
 One gallon of Resintone, at \$2.69, will cover the walls of an average room.
 (The Roller Applicator is 89c.)

that when Steve sees how lovely it looks, to-night, he'll give this little girl a hand . . . in Resintoning our dining room, and maybe the bedrooms, too! I think it will be lots of fun!"

ON SALE ONLY AT Montgomery Ward . . . RETAIL STORES EVERYWHERE

Contributors

JAMES W. SNYDER, JR., erstwhile Doctor of Philosophy, historian, and teacher, is now serving overseas as a major in the United States Army Air Force Intelligence. Having flown or sailed over many of the world's most exotic bodies of water, he writes, "I still prefer the New Jersey ocean"—which only goes to show he's still a salt water sailor at heart, taking time out to help make the world safe for small boat lovers and flower gardeners.



JAMES W. SNYDER, JR.

• • • Willard, N. C., is GENEVA B. WILLIAMS' old home town, but, being an army man's wife for the past twenty years, she's moved and moved and moved! After attending North Carolina State College she taught school for a year, then took up office work and through it met her husband-to-be, at that time a college sophomore who graduated as an architectural engineer. They were married in 1923, and then followed Florida, Virginia, District of Columbia, Maryland, Pennsylvania, Texas, Louisiana, and New Jersey—just to mention main stops and forgetting about the way stations. So the Williams family had grand opportunities to start their hobby of collecting antiques. Which brings us to • • • CAPTAIN MACON G. WILLIAMS, now on overseas duty with the army. Because their life has generally moved in three-year cycles, his wife expects him home again early in 1944. Just a sort of hunch, you know, but—well, we hope she's right. And we'll wager that when he does return, he'll bring plenty of Old World antiques with him! • • • DR. P. P. PIRONE has been associated with the New Jersey Agricultural Experiment Station and College of Agriculture of Rutgers University, New Brunswick, for the last five years. He is well known among nurserymen and other commercial plant growers throughout the United States as a research specialist in diseases of ornamentals. Before coming to New Jersey, Dr. Pirone spent 10 years as a member of the Cornell University Department of Plant Pathology, where he made valuable contributions in the field of insect and disease control of vegetable and ornamental plants. Right now, Dr. Pirone is spending most of his time on the Victory Garden movement in New Jersey. In spite of all, he feels that his greatest contribution is being the father of four delightfully active, healthy children.



CAPT. AND MRS. MACON G. WILLIAMS



DR. P. P. PIRONE

Important: Letters requesting information should be accompanied by a stamped, completely addressed envelope. Manuscripts and illustrations will not be returned unless accompanied by the necessary postage. They will be handled with care, but we assume no responsibility for their safety.

MRS. JEAN AUSTIN, Editor

ELEANORA SENSE, Food and Nutrition Editor
LYNN GIVEN, Style and Beauty Editor
WILLIAM J. HENNESSEY, Architectural and Building Research Editor
MARGUERITE LOCKE, Household Equipment Editor

MARION M. MAYER, Managing Editor
E. L. D. SEYMOUR, Horticultural Editor
Decorating inquiries: Mary E. Monze



Copr. 1943 by Kellogg Company



Rice Krispies brim with whole grain food values.* So **CRISP** you'll hear them **Snap! Crackle! Pop!**

Here's quick help for war-limited menus... crunchy, delicious Kellogg's Rice Krispies. Ready *instantly* to save time, work, fuel, other foods.

Their mellow flavor sets appetites tingling. Their crispness is famous. Just hear that snap! crackle! pop! Only Kellogg's exclusive recipe plus oven-popping

and gentle toasting can achieve such goodness.

Nourishment? Rice Krispies with milk supply lots of it! Every spoonful gives needed minerals and helps make up for today's scarcity of protein foods and their vitamins.

*Rice Krispies are restored to whole grain food values in thiamin (Vitamin B₁), niacin and iron. Use them often. They perk up *any* meal!

"Rice Krispies" is a trade mark (Reg. U. S. Pat. Off.) of Kellogg Company for its oven-popped rice.

MADE BY KELLOGG'S IN BATTLE CREEK



Look ahead now, lady!

You won't find nearly as much fresh fruit next winter to help out your ration of Del Monte!



Enlist now!
 JOIN THIS DEL MONTE COOPERATIVE CONSERVATION PROGRAM
SAVE THE SURPLUS
 IN
1943

Keep this Canning Calendar handy!

Typical of the country as a whole. Ask your grocer to let you know when local fruits are most plentiful and reasonable.

FRUITS	JUL	AUG	SEP	OCT
Apples				
Apricots				
Berries <small>(except strawberries)</small>				
Cherries				
Peaches				
Pears				
Plums				
Rhubarb				
Strawberries				

Near peak season. Peak season.

CAUTION: Fruits, because of their acidic nature, are relatively easy to can at home. But all classes of non-acid foods, including most vegetables, require special care and special equipment for sterilization. Don't can *any* product unless you follow approved methods exactly. For official canning instructions, USDA Home Canning Bulletin No. 1762, send 10¢ to Supt. of Documents, Washington, D. C. Or consult your State University or County Extension Service.

That's why you must put up fruit yourself. There's no other way to be sure your family will have enough when cold weather comes.

Even though you know what hot, hard work home canning is — better get at it!

You certainly don't want your family to do without the fruit they'll need when snow flies!

And July is the banner month for canning, too.

Fill every jar you can get! Of course you'd hardly expect to select your fruit, as Del Monte does, from the finest crops in the country. Who minds that in war-time though! For when this emergency is over, Del Monte will bring you all your favorite fruits and vegetables. Then you can forget home canning again.

And try to do your shopping early in the day and early in the

week. You'll be well repaid, because your grocer can give you better service.

Your help is needed in the canneries, too

If there is a commercial cannery in your locality, won't you help out — to keep vital food supplies from going to waste? No experience necessary — good pay — full or part time. Inquire now in your community.

And whatever you do — make sure you get full value from your points

Before the war, when you bought a brand you didn't like, you were only out a few cents. Today, you're out your points, too! Why risk disappointment? Look for Del Monte first — and be sure of quality as well as quantity. It's just good common sense!

OF COURSE YOU CAN STILL GET MANY

Del Monte Foods

TAKE THE VARIETIES YOUR GROCER HAS —

"FILL IN" WITH THE FOODS YOU GROW AND CAN AT HOME

No joyous, carefree days in enchantment like this—that is the sacrifice asked of children this summer.

Other things will be found for Sally Ann Snyder to do while her father serves overseas and her mother remains at her job in the city. What vacation substitute are you offering your youngsters?

Children in



Story of "Foeslhead" on page 42. Photograph by F. M. Demarest

a Wartime Summer

THE problem of American children in wartime involves, thank God, no such heartrending pictures and reports of juvenile suffering as come from fought-over lands. Nevertheless, it is a great and serious problem. The responsibility for its solution rests partly with the government, schools, churches, and organized youth agencies, but very heavily upon American parents. War bonds, defense work, civilian protection, food production, nutrition—all are, of course, vital; but none of them should be allowed to eclipse the importance of bringing children, unscathed and strengthened, through the ordeal of trial and sacrifice on which this generation hopes to build a better world for future generations to live in—and take charge of. The future is not ours; it is theirs—but as a responsibility, not just a legacy to be inherited, consumed, exploited. The present, therefore, is our and their opportunity to prepare, to condition, so that they will be able to take over with understanding and efficiency. And in making the most of it, so that children shall continue normal despite abnormal times, we must remember always that they are still children, with children's reactions, needs, inarticulate enthusiasms, and limitations. We must, this summer, provide—or, better, help them provide for themselves—substitutes for some of the recreations and interests not currently possible, as well as ways to really contribute to useful work. We must help them to an understanding of

the situation that confronts us all and of the increased duties it imposes; we must help them develop self-reliance, resourcefulness, imagination. This will not benefit them alone. It will weld families and homes into stronger units of mutual interest, and build lasting foundations for community spirit, civic and social stability, and national pride, faith, and integrity.

And what does this require in the way of practical parenthood? No cut and dried pattern or schedule, but a point of view, an attitude, a frame of mind suggested by such questions as these: Do you spend, each day, at least fifteen minutes wholeheartedly with your child or children, teaching them things that will enrich their lives, strengthen their spirits, open the windows of their souls? Do you make sure that the family gets together often and does something, anything, in which every member can take part? Do you, by example, demonstrate that home is a pleasant place of real cooperation; do you develop its possibilities as the best of all places in which to teach manners—the essence of which is thoughtfulness of others? Do you take a sincere, intelligent interest in your children's school work and out-of-school activities and see that they have a place in which they can study and pursue their avocations undisturbed; a place of their own where they can keep and enjoy their own things? Do you scold them for failure properly to meet new and strange situations for which they have not been prepared? Have you



American Library Association

What do you know of what your child wants to know, and thinks about?



Registered Photographers Association, William R. Lake

"Be a good boy. Sit quiet and watch mama garden. . ." Do you call that fun?

What is your "children's hour"? A turmoil of radio romances, dull "required reading," or a period of happy companionship



Ewing Galloway

Says Peggy Werber in a school essay: "The average American home has children. They go to school and play with their friends, but today they need something more. Juvenile delinquency is increasing due to a lack of supervised, after-school activity. The trend toward group activity urgently needs leaders and good, tested programs. . . ." What practical child projects can YOU suggest to keep neighborhood children occupied, happy, thereby releasing other mothers and leaders for war work?



Marionettes have not only given Alan Jr. and Margaret (and the baby) a purposeful, profitable home interest, but have also drawn the whole family together around a hobby of unending delight in which all can take part

Knowledge of what, why, and how brings interest and often pleasure to commonplace jobs that must be done. Rightly approached, even chores can be fun

shown them the fun and value of making and doing things with their hands—and do you emphasize the value of things in other terms than money? Do you give serious consideration to their questions, answer them as fairly and frankly as possible or, lacking the answer, help them find it by means of books, experiment, research, observation? Do you strive to earn—not buy—their friendship and confidence; to win, rather than enforce, their respect? Do you build up in and around them a sense of family unity, pride in being a full partner and stockholder in its resources and liabilities, its joys, sorrows, pleasures and problems?

MANY examples have come to us of how these questions can be and are being answered. One tells of the development of a truly successful “children’s hour”—and more. “Formerly Father’s homecoming and the family reunion at supper used to excite the youngsters to boisterous activity that was anything but restful for anyone. Obviously this was just their bid for attention. But when we realized this and took their cue, we found that merely reading stories to them wasn’t the answer. They needed more activity, controlled and purposeful; so we branched out and soon discovered new possibilities in a little time spent regularly with them; a time for doing things together. Some evenings we work in the basement, oiling velocipedes, repairing and painting wagons and other toys. (Incidentally, the things the children fix they take better care of; and letting them paint just before bath time simplifies the clean-up problem!) Various household tasks are saved for this period and made less choresome: cracking nuts for cookies, polishing shoes, sprinkling clothes; or potting bulbs in the fall (each child having one or more of his own). We also make appropriate scrapbooks for youthful friends and neighborhood shut-ins, or for use at home if colds send the

children to bed. No small part of their enjoyment of these hours is the fun of ‘doing things with Mom and Dad.’ They tell us about the day’s happenings, save up the questions that occur to them, and give us a helpful insight into their thoughts and problems and a wonderful chance to discuss all sorts of subjects with them in a casual, informal way while our hands are busy with interesting tasks. Father finds there is more to the relaxation hour after supper than just his paper, pipe, and radio or snooze; we both welcome the chance to get closer to our children and their lives.”

Another such result centered around marionettes. Alan Hill, Jr., got the idea from a library book and soon interested his sister and their mother (always seeking activities to keep them happy at home and to develop their resources). The first product, a clown, was so successful that other figures followed and soon the writing of a little sketch for them. This called for a stage and drafted the aid of Father Hill, who theretofore had been rather scornfully aloof. Then came scenery, properties, and lighting effects, everything being literally homemade and costing practically nothing, and the whole family taking part—even the baby of four, who operates his own puppet in a special bedtime play. There had been no thought of public performances until one day Mrs. Hill, entertaining her bridge club, asked the children to do one of their shows. Other clubs requested them, and finally insisted on paying for them. This brought new impetus, interest, and purpose as well as an increased sense of responsibility and a way to raise money for patriotic and charitable causes and to pay for music lessons. “Taking entire charge has done wonders for the children’s self-control and resourcefulness,” says Mrs. Hill, “and no longer is heard in our house that plaintive question, ‘Oh, Mother, what shall I do now?’”

Of course fun need not and should



Ewing Galloway



G. W. Acherman, U. S. Department of Agriculture Extension Service

"If we make a game of it, isn't she going to be a happier, more cheerful helper when that trying 'teen age comes?"



Harold M. Lambert, from Frederic Lewis



not be the sole objective of child activity, but making real helpfulness resemble play will win the youngster's first interest and pave the way to companionship and the sharing of responsibility. "Two years ago," writes Lucile Bogue, "I was one of those modern, busy young mothers on the go from morning to night with baby care, housework, club doings, social activities, and all the rest of it. Suddenly, a change uprooted us and set us down in a strange town, with no friends, dinner parties or clubs, no rush of appointments. At first I was lost; but by that stroke of fate I have discovered that life holds something far finer in the leisurely companionship of my little girl, the joy of sharing with her my work and my play. I have found contentment and, more important, the key to my daughter's future happiness. Two years ago, I should have collapsed at the thought of letting a mere baby dry dishes for me. Now, Sharon Kay does it, perched on a chair beside me; she also puts them away in the cupboard. True, there are sometimes drops of water in the cups, but if we make a game of it rather than a tedious task of rigid perfection, isn't she going to be a more cheerful and useful helper when she reaches that trying 'teen age? Formerly, my taut nerves

could not have stood having a baby girl dabbling in my cake and pie making. Now I love it, and she not only rolls out the leftover dough, makes her own little pie, and gleefully eats it, but saves me steps by getting the salt, sugar, pie tin, etc.; running errands that, as part of the game, make her proud of her ability to help. I, meanwhile, have learned how to set my tempo to her eager, blundering pace, and to make our work a grand and glorious sport."

For such results, start early; develop everyday skills and a real pleasure and satisfaction in their use. Let Janey and Jill learn to wield tennis rackets, but also dust-rags and floor mops. Help them to become adept in making biscuits as well as in painting or modeling, in steering a household as well as the family automobile. Let Bill and Tom know the thrill of camping or sailing if you can, but let them also share the exultation of producing a fine crop of corn or tomatoes or a perfect rose; the sense of mastery that comes with a well-made fireplace or a neatly done job of household repair work.

"Some days we make scrap books. . . . Some evenings find us in the basement oiling velocipedes or painting old toys. We plant bulbs for winter blossoms"



Turner Studio

"She rolls the leftover dough to make her own little pie, and gleefully eats it"



Contributors to this feature:

MRS. CHARLES H. WERBER JR. and PEGGY
 PHILIP R. JENKINS
 GLENN O. BLOUGH
 LUCILE MAXFIELD BOGUE
 RACHEL RUBIN
 RUTH DAVIS SILCOX
 ETHEL W. EATON

Call a doctor— but whom?

AMONG the perplexities that beset families today is the question of how to choose a physician either when their family doctor leaves town for military service or when they themselves move into a strange town. The wise selection of a physician and a nurse has always been a problem, and it is more so than ever today. Last year in Detroit, for example, war industries brought 300,000 strangers into town, and the army and navy took one-fourth of the physicians!

If you expect to move to a strange city, be sure to ask your family physician to give you the name of a medical colleague there. Do not wait until you are ill to contact him. He will tell you if he can include you in his practice, or recommend someone else who has more professional time.

If you have not taken these precautions, and illness comes, the very best thing to do is to telephone the office of the county medical society. The secretary will give you the names of three of its members who are located in your part of the city. Selecting such a physician assures you that he is a state-licensed medical practitioner who meets the further qualification of membership in the county medical society. You have no such assurance if you pick a doctor from a list in the telephone book, or drop in at the first doctor's office you find. Qualified physicians and nurses will not resent your inquiry into their credentials.

In small towns where the county medical society does not have an office, the health department administration, a local hospital, or a visiting nurse association may be able to help you. Any direction or help from a recognized community source is better than random sampling on your part.

Too often families make the mistake of engaging a nurse through a newspaper advertisement. One such so-called nurse seemed so incompetent that the mother who employed her mentioned it to the physician in charge. He discovered that her only preparation had been a correspondence course in nursing. If she had claimed to be a graduate registered nurse she could have been prosecuted, but her advertisement had read, "Nurse available for home duty." Each graduate registered nurse carries her registration certificate

as her official endorsement. Every city of any size has a local nurses' association, listed in the telephone book, prepared to give advice on nursing questions. Many operate a bureau or registry which places graduate nurses in hospitals and homes, and the qualifications of every member of the bureau have been carefully investigated.

After you have selected your doctor, learn *when* to call him. Physicians urge that you note your own symptoms carefully. If you have continuous pain in the chest, the abdominal region, or over the heart, accompanied by an accelerated pulse, rapid breathing, and an elevated temperature, go to bed at once and send for your doctor. If your distress is not acute and you have no fever, go to the doctor's office to see him.

Do not resort to self-treatment and over-the-counter remedies in your desire to save the time of the doctor and nurse, for such practices are dangerous and usually result in taking more professional time. When in doubt about your need for medical care, consult your physician; do not try out your neighbor's advice or even your druggist's (ethical druggists do not prescribe). The graduate registered nurse seeks direction from the physician in the care of her patient; surely the conscientious home nurse can do no less.

There are visiting nurse associations in almost every town which will send one of their public health nurses to help make plans for the care of the sick member. The visiting nurse, however, is not allowed to carry out treatments or even to continue visiting the home unless a physician diagnoses the patient's condition and gives orders for his treatment.

Our motto should be "Strive to Keep Well"—but when sickness comes, see the doctor early. Giving the body plenty of good, nutritious food, plus rest, sleep, and exercise is the way to keep well. You can improve your health knowledge and learn how to give simple nursing care by taking the classes offered by the American Red Cross in nutrition and home nursing. Other health education classes may be available in your community, such as child care and preparation for parenthood, and others would be organized if citizens requested them. Local health agencies are always gratified when the community asks their help.



Photograph by R. Irving Powell from F. P. G.



Guest Editor of the Month

EMILIE G. SARGENT entered the Vassar Training School for Nurses in 1918, was graduated from Mt. Sinai Hospital, New York, joined the staff of the Detroit Visiting Nurse Association and was appointed assistant director in 1922, executive director in 1923. Now president, Michigan Public Health Association; chairman, Michigan Nursing Council for War Service

We Get a Good Story ~



Peggy Gets

Dear AMERICAN HOME:

I heard that you buy pictures of remodeled old American homes. My daddy bought such a place and took pictures before and after. We have three acres and I want to buy two Nubian goats. If you are interested please send me the information you want. Daddy wouldn't take the trouble but said I could if I thought it would do me any good and I think it would. Please write me.

(signed) PEGGY LAUBER

WERE we interested? You bet your boots we were! Being old hands at recognizing a good story when we see one, we lost no time getting better acquainted with Peggy and her problems. The result—a trip across the Hudson to New Jersey. We saw



Story by PEGGY LAUBER

that those two goats were as good as bought.


The house, as you can see, is one of those comfortable-looking, gracious farmhouses. Peggy is part of that atmosphere—she knows the house better than we do—so we've decided to let her do the talking:

“One March day in 1941, Daddy came home and said he had seen a little old farmhouse about 135 years old on a secondary road that we might like. So Mamma, Daddy, Bobby, and I got into the car and drove over to see it; it looked so sad I really felt sorry for it, it was so badly in need of repairs.

“Since we all loved it and were able to buy it, we remodeled, painted, and repaired it. The original kitchen we had pine-paneled and use it as a large den. The

a Nubian Kid!


“Three Acres”; we saw Peggy—and were utterly captivated by both. Peggy is twelve years old, but with a charm and poise that is completely disarming. We knew immediately





NO LONGER NEED PEGGY LAUBER FEEL SORRY FOR HER OLD FARMHOUSE! NOW FRESHLY PAINTED AND REPAIRED, IT WEARS A BRIGHT, CONTENTED LOOK—HAPPY TO BE LIVED IN AGAIN!

Photographs by F. M. Demarest



floor was slanted, so we had it straightened. On the floor were lots of scars where the people had chopped wood for kindling. Our living room is thirteen by seventeen feet and has a large fireplace in it. It is very odd compared to the fireplaces you see today—very shallow with a back that slopes towards the front. In the dining room there is a chandelier made from five reproduction old oil lamps. All through the house the floor-boards are about twelve inches wide.

“We used the old parlor for our kitchen. Twenty-five inches were taken all along the walls for cabinets. This was Mamma’s idea. Mamma had all the ideas for the cabinets and closets because there were hardly any closets in the house. What attracted me most was the old-fashioned staircase, for it goes up on a little slant. Upstairs in the hallway, one side is wider than the other. We couldn’t figure out why. But we say the wider side is for fat people and the narrow side for skinny ones.

“There was one big closet upstairs from which we took fifteen inches for a linen closet. Then we had a dressing-room made. On one side is Daddy’s room and on the other is Mamma’s. Bobby’s room is a real boy’s room, papered with horses on one side and a neutral color on the others. My room is furnished in antiques with a four-poster bed just like Bobby’s. All through the house are antiques we have collected.

“We put green batten shutters on the house which look nice against the white clapboards. Our house is named “Three Acres” because there are three acres of land surrounding it. Now on a cold winter’s day when the snow’s on the ground and the smoke is curling out of the chimney, or on a summer’s day, our little farmhouse looks content and happy since it is filled with people and laughter again.”

Contributors to the Joe Wrights' Summer

LEON M. HAMBURGER
MRS. W. S. WIRTH
MRS. CHARLES E. DRAKE
DR. P. P. PIRONE
MRS. LEWIS McCABE
DENNISON BUDD



Meet the Joe Wrights!

WHO are the Joe Wrights? They are the family that live in that neat seven-room house on the corner of Creek and Highland—the place with the well-planned shrubbery around it. There's Mr. and Mrs. Joe, and Buddy, and Sis, and the baby, Jimmy. Occasionally you hear a “yip-yip” as a small dog with black ears scoots up the walk in front of your house. His name is Skip, and he belongs to the Wrights, too—a very important animal!

The Wrights are delightful neighbors and good citizens. The Wrights are just a typical AMERICAN HOME family. They are wholesome, hospitable, strenuous, loyal, and intensely interested in their home, their community, and their country. Mrs. Wright is that trim young mother asking for your support in the local Ambulance Drive. She came to you last March when the Red Cross campaign was going on. She's conscious of every worthy need and canvasses her block at each new call. Joe Wright you've seen many times. He's the man who spends Saturday afternoons in the back yard of the corner house, whistling tunelessly with the steady drone of a lawn mower or pounding of a hammer. Buddy is the little boy with freckles

who plays “Cops and Robbers,” probably is in your son's class at school, and is dynamite at nine years. Sis is almost six now, and starts school this fall. Like all little girls, she has her dolls. Don't you remember last summer the big commotion—the cries and heartbreaking sobs you heard coming from the Wrights? No, neither of the kids was being spanked. Sis' best china-faced doll met with a catastrophe on the front pavement and it was a tragedy in the little girl's life. Now she's learning to be a real homemaker, just like her mother. Already she's learning to cook.



Of course you've met the Wrights. America is full of their kind, and to us they are a symbol of every reader of THE AMERICAN HOME. The Wrights and people like them are the backbone of our American Home Army of today. They are tin savers, Victory Gardeners, rubber conservers, wise shoppers, home-maintenance workers, bond buyers; and of course they're also P.P.P.'s (Pinch-Penny Privates to you!). Like you, they are winning this war with an apron and work-suit, with a pinafore and short pants as uniforms, and they're proud to be wearing them.

Oh, Joe grumbles, all right, when Mrs. Joe discovers a leaky faucet for him to fix, or

when dirty finger marks show up on his freshly painted basement walls. And Mrs. Joe occasionally puts a dinner on the table with a “take it or leave it” air. She complains that her family don't appreciate her. And Buddy created a storm when, instead of getting a new sweater, his old one had to do with a patch at the elbow. But “griping” is good in any army, and those grumbles make them only more aware of how much their efforts are needed to hasten the coming of V-Day.

This summer the Wrights were loath to believe they really couldn't open their camp. However, except for a necessary two weeks' vacation, they've accepted the fact that they'll have to spend the summer in their own back yard—and, having accepted it, find it's not so bad after all! Joe wanted to slap paint on all the old furniture, but Mrs. Joe knew better. A minimum of new things, of course, but they'd have to use ingenuity for most of their summer comforts and fun. They put their heads together, searched for ideas, and produced some wonderfully satisfactory devices, contraptions, and solutions. The Wrights feel you will want to know about them—perhaps you can use them, too!

First, the garage wall was not something




Dr. P. P. Pirone's "Aerial Garden"

about 18 feet long and 6 feet high and cost only \$10 to build. It begins with a supporting framework of 2x4's spaced just over 36 inches apart and set upright 12 to 18 inches. Three half-inch drainage holes were bored in the bottom of each box along the side nearest the garage; thus, by nailing the brackets so they slant slightly backward, with each pair 2 inches nearer the garage than the pair below it, the successive tiers are "stepped back" and will not drip on each other. With the garden area gone 100% Victory Garden, what a space-saver it is, as well as lovely to look at!



Removable porch railing at the Lewis McCabe's



Mrs. Charles E. Drake's rainy day idea


one could look at all summer long. For the occasional steak roast of past years, they didn't mind too much, but now that they're living in the garden something had to be done. So what did they do, this late in the season? Well, they just swiped an invention of Dr. P. P. Pirone, Research Specialist at the New Jersey State Agricultural Experiment Station. They built an "Aerial Garden" against that ugly garage wall! It was easy to build, will be easy to put away when the outdoor season is over, and does a grand job of brightening the surroundings. The whole garden measures

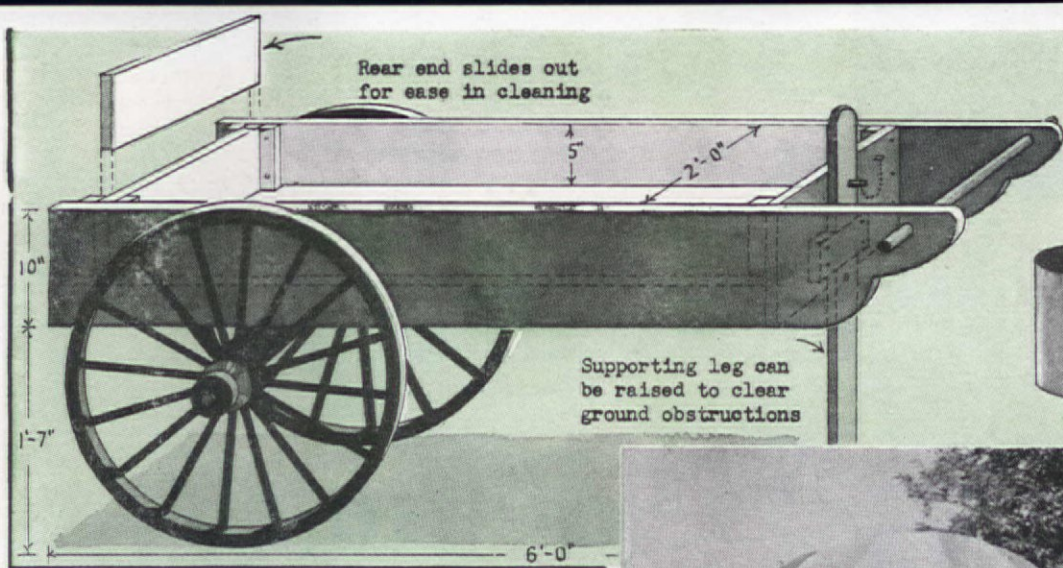
Number two on the list was Baby Jimmy. In sight is out of mind, as Mrs. Joe well knew, so Joe and Mrs. Joe began ferreting out various "how-to-make-babies-stay-at-home" ideas which had proved successful in other AMERICAN HOME families. The Lewis McCabes of Garrison, New York, had the smart idea of removable railings fitted into the porch posts. They slide in and out easy as can be, and though they act as an ideal guarding for play-time hours, they do not detract from the original architectural structure of the house or the adults' use of the porch. The pictures tell the story pretty well. Another good idea for "penning up" Jimmy while the family dig, weed, and plant was this suggestion from Mrs. W. S. Wirth, Crestwood, N. Y. A picket fence (high enough to be safe) was built at both sides of the garage opening, leaving ample space on the cement flooring for Jimmy and his toys between the fence and the garage door. The gate swings back when the car is driven in and out.

Rainy days are no problem either for Mrs. Joe this summer. The happy solution for this came from Mrs. Charles E. Drake of St. Louis, Missouri. Two pieces of



A picket fence for the W. S. Wirth baby






Dennison Budd's traveling dinner wagon

with a bit of reading or sewing. A "Reserved" sign is put on as soon as Joe comes up the walk, paper under his arm in the evening. Summer's not half over, and the Wrights claim they have had more than their money's worth already! Joe also bought this small Mexican tiered refreshment stand which he and Mrs. Joe carry all over the place. The little trays are made of hand woven palm leaf and the wooden sides are painted with gay pineapple motifs.



Sounds like the saga of *your* family? Well, so it is, any typical American family you might name. The summer without beach, camp, or auto picnics has turned out to be a swell one; the place definitely looks better, and the family's had fun as well!

$\frac{1}{2}$ " x 1" hardwood, 2' long, were nailed to each side of the door, leaving a $\frac{3}{8}$ " slot between them. The door-gate slips between the slots without effort, but it is much too heavy for children to lift. And what pleases Mrs. Joe most is that there is nothing for Jimmy to catch his fingers in, nor is her woodwork marred with unsightly hinges, screws, etc. She painted the upright pieces to match the nursery woodwork and covered the board-gate with the same material as the draperies.




Raymor Manufacturing Division, Inc.

Garden bench and cart built by Leon M. Hamburger

And now that the two really major problems were solved and Joe had about settled down to routine gardening chores, Mrs. Joe began heckling him about the stunning things other men made for their wives. There was a wonderful-looking garden bench built by Leon M. Hamburger of Winnetka, Illinois, for *his* wife's garden! The bench was easy to do, she was sure, and when Joe mumbled in his beard about the scarcity of materials, etc., Mrs. Joe, being well armed in advance, told a very convincing story about its being just ordinary white pine, with seat and back of upholstery webbing, "and if that is scarce," she hurried on, seeing that she had Joe's interest aroused, "we could use Venetian blind tape. It would be very gay in assorted colors." Well, Joe made it, just as you knew he would, and following Mr. Hamburger's directions, he gave it two coats of clear spar varnish for weather protection. An old piece of farm machinery supplied the wheel and two horizontal bars were shaped into handles at one end and formed the axle of the wheel at the other end. And was Joe through then? Well, what do you think? This wheel business gave another idea to Mr. Hamburger, and Mrs. Joe was pretty sold on Hamburger's ideas. This time he had used a crate shipped up from Mexico and mounted it

on wheels. Pieces of $\frac{1}{2}$ " flooring were nailed together, with the grain running in opposite directions to prevent warping, and from them the wheels were cut. The axles were made of large 1" dowel pin wood. Presto! A cart! Now, the Wrights' place was



Barcalo Manufacturing Co.

one where you'd naturally expect a beautiful barbecue, but because they'd always shut up the house and gone to camp when school closed, they hadn't needed one. To Joe's mind, the weather was mighty hot for such heavy construction, so he did not protest too loudly when Mrs. Joe suggested that, with Buddy's help, he could whip up as clever a solution as did Dennison Budd of Coopersburg, Pa.—a cart or wagon which provides plenty of space for the

entire dinner, and is convenient and clean. When the end is let down, camp stools can be drawn up and your guests eat from the same old stand! It wheels right up to the kitchen door, where Mrs. Joe loads up the family dinner, and then is pushed into the yard.

One of the few purchases the Wrights made was a non-priority "Lounget." It's ideal for the children's sun baths and of a summer afternoon Mrs. Joe catches up





Keystone Views

Where there's NO MAID

there's NO MAID TROUBLE

RACHEL RUBIN

no doubt will miss them. But she has read in the newspaper that she can learn to run a lathe in a few weeks at a trade school, and take her place in a defense industry. Her boy-friend is in the army, and she would like to do her share. Besides, she will have evenings and Sundays to herself, and she will be earning three times as much money as she did at Mrs. Brown's. You can't blame her, really.

So it goes down the line. Any able-bodied girl or woman with a minimum of brains can get a variety of jobs outside the home today. Within a short time the only females available for general housework will be the lame, the halt, and the blind.

What are we going to do about it? In my section of the country, ads in the "Female Help Wanted" column of the local daily feature "no children, no washing, no Sundays, no evenings, no cooking." I always expect to find one leading up to the natural climax, "Breakfast served in bed!" If all these inducements fail to attract the elusive houseworker, the rest of us who must own up to having children and washing and a yen for a weekly movie needn't waste money on advertisements.

The best that can be said of having help is that it frees a woman from a certain amount of physical labor so that she may have time for service to the community, for recreation and mental stimulation. The worst that can be said is that it makes her dependent. To a greater or lesser degree, we have all felt the insidious lowering of self-reliance which is the inevitable result of being able to slough off disagreeable tasks on someone else. It's pleasant, but you lose your independence!

In the beginning, Lizzie is awkward and bungling. But little by little, she takes over. She begins to say, "my floors, my washing machine, my kitchen." Which is quite natural, because she is far more familiar with them than you are. At first it is amusing, then it becomes irritating.

A subtle and poisonous feud springs up between you two, expressed in details so petty as to be revolting, afterwards. You pull the shades up, she pulls them down. You arrange the chairs about the room, and she pushes them flat against the wall. The crisis comes when little Jane has a tantrum and scratches your face, and Lizzie remarks triumphantly, "I never have the slightest trouble with her!"

Sooner or later it comes to a showdown. You have your choice: give your maid the upper hand and keep her, or assert your rights and lose her. Pay your money and take what's coming to you!

That is all over now—the bickering, the conflict, the indecision. You can call your house as well as your soul your own. If you feel like kissing your husband—or giving him a clout on the ear—you can do it without wondering if Lizzie is listening in the kitchen. Now you can save leftovers and wrangle with the butcher without having Lizzie look down her nose at you. With food prices skyrocketing, this is no small item. I won't miss Dorindy, who demanded Western steaks!

Perhaps you think you aren't strong enough to do your own housework. See your doctor, and have a checkup. If there is anything wrong, he will know what to do about it. If there isn't, go home and roll up your sleeves. Just between us women, you will admit that a good hot committee meeting takes just as much energy as scrubbing a floor!

All in all, it has its points, this business of standing on your own trim number sixes. You might even learn to like it in time. And remember, where there's no maid, there can't possibly be maid trouble!

OVER the Mah Jong tables, at the corner grocery, in the beauty shop—wherever Mrs. Brown and her friends chance to meet—the question of the hour is, "Have you any help?"

Nine times out of ten, the answer is "No." For Mrs. Brown and her friends belong not to the higher-income brackets but to the great middle class of America—the people who have a small house in the suburbs, with two children and a puppy, and Lizzie to help take care of them all. She washes and irons and cleans the house, and for recreation she wheels the baby in the park. Lizzie's room is the smallest in the house, and her bed feels like an ironing board, but no one thinks of her as a servant. "We treat her just like one of the family," Mrs. Brown always says, and you can draw your own conclusions.

But now Lizzie is leaving. Not because she doesn't like Mr. Brown and Mrs. Brown and the little Browns; she is very fond of them, and

We had a PLAN



and we followed it!


IRMA C. ANZINI

DEFINITELY convinced that a lovely house deserves a beautiful garden, not one that just escapes being first-rate, we shopped around for a landscape architect until we found one who understood both the house and us. A Georgian Colonial white brick house facing north on a lot that sloped upward to the rear, it needed white brick walls, picket fences and a dignified terrace. We insisted that the service yard be hidden and the garden so planned and planted that a day's work a week by both of us would keep it first-rate. For we visioned a garden as something to enjoy more and work in less. There should be fruit trees, berry bushes, grape vines, and a neat espalier tree on the garage wall. The back lawn was to be right off the brick terrace to minimize walking to a game of croquet, badminton, or rubber horseshoes. And we wanted originality: the steps to the upper level must not be seen or obviously centered at the back of the lawn area.

Well, miracles do happen. For less than fifty dollars our landscape architect (a State University graduate in horticulture) supplied a construction plan for drains, walls, fences, and other details, a keyed planting plan (reproduced on page 22) and a water-color sketch of what the result would eventually look like—if we followed the plan. He also supervised the entire front landscaping and the making of the front lawn. The back garden, from brick walls, drain tiles, and fence to lawn making and shrub and flower planting, we did ourselves. And in three short years our first-

rate garden had materialized as an outdoor living room—a place to play or exercise in, or just to admire from a comfortable chair on the terrace. Thus at minimum cost to us it has become a maximum addition to the value of the house. Perhaps it was partly beginners' luck. But surely it was largely because we did follow his plan and advice—to the letter. If well-meaning friends offered contributions of plants, we thanked them nicely but said we had no room for their double red geranium, Spanish broom, or whatever it was that did not fit into our scheme of pastel colors. Purple, red, and orange were out; Spanish or desert plants, even if gratis, were not suitable. We stuck by our guns and were duly rewarded.


Now we have what we wanted and what our landscape architect planned for us: an espalier pear, and apricot, peach and cherry trees; two long rows of boysenberries paralleling the back fence, and grapes climbing along the white pickets. Above and south of the service




Photographs by Roger Sturtevant and the author



These three views toward the rear of the house show what happened between March, 1958 and 1941



A "before" vista taken, like the two on next page, toward the southeast. At the left, the hidden steps to the upper terrace garden



NO.	PLANT	AMOUNT
19	Blue iris	15
20	Geraniums	6
21	Bignonia tweediana	1
22	Existing tree	4
23	Euonymus japonica	3
24	Chorizema grandi	3
25	Photinia serrulata	4
26	Cotoneaster micro	1
34	Pear, espalier	1
33	Clematis mont. rub.	1
36	Existing tree	3
37	Cotoneaster parneyi	3
38	Ceanothus arboreus	3
39	Erica per. alba	3
40	Pyracantha yunnan	3
41	Eleagnus pungens	4
42	Syringa (lilac, white)	3
43	Cistus cobariensis	3
44	Apricot, flowering	1
45	Kerria japonica	1
46	Erica melan. rub.	1
47	Viburnum carlesi	1
48	Escallonia glasniv.	1
49	Arbutus unedo	1
50	Viburnum japonicum	1
51	Spiraea vanhouttei	1
52	Apricot var. Blenheim	1
53	Cherry	1
54	Boysenberry hedge	1
55	Grape, Thompson sds.	1
56	Grape, Ribier	1
	Geraniums, in pots	8


yard (which is out of sight behind the garage), the cutting garden contains various annuals and perennials besides ten rose bushes, some tomato plants and even an herb patch. The upper terrace garden (reached by hidden steps) requires a minimum of care with its lilacs, spireas, heliotrope, pelargoniums, heathers, delphiniums, strawberry-trees, cotoneasters and pyracanthas. The lower terrace is a neater, more formal garden, in which the straight edging of pink begonias and blue lobelias sets off the border of marigolds, cosmos, scabiosa, phlox, columbines.

With the change of the seasons the effect changes, of course, but always something is in bloom to

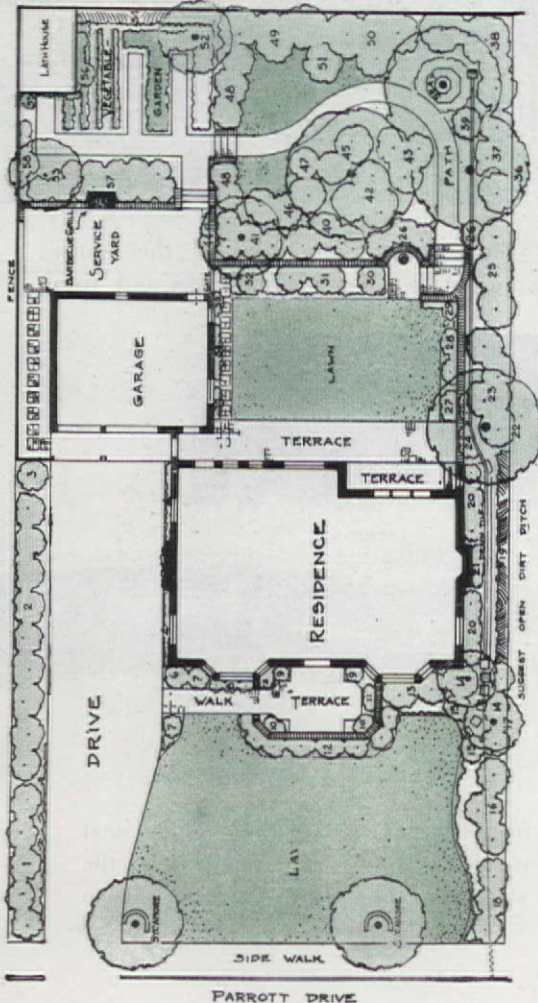
serve as a background for the ample expanse of lawn. Potted pink and white pelargoniums and a strawberry barrel, painted white and set in a niche at the foot of the terrace steps, do something more for the beautiful white brick walls. The planting key, which refers to the rear garden only, called also for flats of blue pansy plants, columbine, sweet william, and stocks; twelve sacks of manure, and a bale of peat moss.

Unquestionably, our garden is so satisfying because the landscape architect did not overplant or recommend shrubs that would quickly overwhelm their sites and their companions. It is all so—well, so first-rate, and we love it.

MOSS WALL- Cool and Green



See planting key above



William L. May

IF YOU have limited garden space, much of it in shade; if you want something cool, green, different—perhaps for a lath house—try a moss wall. Mr. Harry Davis, of El Monte, Calif., built this one. He set red-

wood 2x4's 3' deep in the ground 2½' apart and across the back nailed 15-lb. building paper and two-inch poultry netting. Across the front, he nailed strips of 18" netting, starting at the bottom. As each strip was placed, he packed sphagnum moss into the wire mesh from the back, then filled the four inches be-

MAUDE A. FOX

Don't say, "Oh, I couldn't make anything like that." You can, with little work and very little expense

tween it and the paper with a mixture of equal parts leaf mold, peat moss, and sandy loam. Over each section between the uprights he nailed a piece of 1x4, except at the top, which he left open. For watering and washing in fertilizer, he ran a half-inch pipe up one side and across the top where it is perforated with 1/16" holes spaced eight inches apart. He then planted shade-loving plants, both foliage and flowering, through the front wire mesh and nailed lengths of bark to the front of the posts to mask them.



Expensive Candles... BUT THE GREATEST "BUY" IN THE WORLD

ONE more candle added to the cake. It's your wedding anniversary... or your birthday... another milestone in your life. And think of what that candle and all the others mean in terms of dollars and cents. Think of what you've spent during all those years... for furniture, silverware, clothes, books, the paintings you had to have, the family gifts, jewelry, the victrola and all the records.

Yes, you spend a lot of money. But it's worth it. It's for your home, your family... for you. It's the greatest "buy" in the world, no matter how much money you spend.

* * *

Now... while you're about it... think of what you've done to protect that great investment.

Take burglary insurance, for example... do

you have it? And if so, is it the right kind?

There are different kinds of burglary policies... one of which will give you best protection at the lowest cost. Ah!... but which one? There's the rub. There's the problem to be solved.


The Man with the Plan has the answer... a new Employers' Group Family Theft Policy that gives broader, better protection... a more practical policy for the home.

Find out about this new burglary policy. Ask *The Man with the Plan* to make a free complete analysis of your insurance... so that you can see how easy it is to get better protection for your home. And make it a yearly practice to have him bring your insurance up to date so that everything your own will always be *safe, protected, secure.*

THE EMPLOYERS' GROUP MAN IS
The Man with the Plan

THE EMPLOYERS' GROUP
 110 MILK STREET, BOSTON, MASS.

THE EMPLOYERS' LIABILITY ASSURANCE CORP., LTD. • THE EMPLOYERS' FIRE INSURANCE CO. • AMERICAN EMPLOYERS' INSURANCE CO.



Free!

with your purchase of LYSOL, any size bottle, at all drug counters.

PARTIAL LIST OF CONTENTS

- Main Dishes that Spare Ration Coupons
- One Dish Dinners for Housewives Who Work
- Soups—for Vim, Vigor and Vitamins
- Making Meat Rations S-T-R-E-T-C-H
- Egg Dishes that Make Good Meat Substitutes
- Fish Dinners that Save Ration Points
- Desserts that Spare Sugar

In all, 81 low-cost meat, fish, egg, vegetable, fruit, bread, milk and cheese recipes

Free!

New Book of 81 Wartime Recipes that SAVE RATION POINTS

Practical guide to healthful eating and healthful living—offered by the makers of Lysol disinfectant

Good food helps keep people strong for war. Cleanliness helps keep your household timely, too. So Lysol offers this timely book for homemakers, to help solve problems of food shortages, point rationing, healthy eating and living.

It's the new Victory Cook Book . . . 81 recipes in all, that make

your ration points stretch! Measurements for 3 portions and 6 portions, to fit your family.

This valuable book is yours FREE, when you purchase any size bottle of Lysol disinfectant.

Just ask your druggist for Lysol, the popular disinfectant and germicide for keeping your home super-clean. Then say, "I want my FREE copy of the new Victory Cook Book." Don't wait—act today!


Disinfect as you clean with

Lysol
Disinfectant



★ BUY WAR BONDS AND STAMPS ★

Copyright, 1943, by Lehn & Fink Products Corp.



Story by DOUGLAS AYER

Many writers have stressed man's spiritual dependence on the soil. . It may be so, but it seems strange that no one has said much about women's enthusiasm. For I will bet that most men commuters who ride 15 to 60 miles 'twixt home



and office didn't take to the suburbs unaided. It was their wives who liked to see



7 by using my entire vacation, I finished on Sept. 15 in time to sow grass seed and



8 mulch it with straw which we bought from the egg man and gaily strew about. But the straw proved to




13 I got it home and planted near some little ones bought at a nursery. They bloom beautifully,



14 but it bears only straggly leaves. (I learned later that old lilacs don't move well!)



19 not to blame. You see, Orvetta does love moving things - indoors and out; and many of the



20 seedlings died of, well, "traveling sickness." Others, I'm sure, succumbed to our neigh-

of 5 Home Spiraea

Sketches by DOROTHY B. PORTER



2 things grow. One April, Orvetta decided she did, and by July we found the place.



3 She raved about house, grounds, plastic possibilities. I viewed the plastic clay!



4 So we bought good loam and I spread it - after doing a big clean-up job. That, of course,



5 wasn't a woman's work; besides, Orvetta had curtains to finish while I toiled. Neighbors



6 offered to help (mostly with advice) but rarely agreed as to method. Well,



9 be hay and full of seed that blew around the neighborhood. Friends still



10 talk about it on the 7:41 - and I still pull weeds. My Orvetta loves old things like



11 furniture - and lilac bushes. When Jasper gave her one, I went to dig it and found it, like an iceberg,



12 4/5 below the surface. Jasper was too busy to help but rigged a light that attracted facetious watchers all evening. By midnight



15 Both Orvetta and I dislike bridalwreath, but, on a nurseryman's advice, bought lots of Spiraea vanhouttel, unaware that



16 they are the same thing. Perhaps other home owners are similarly uninformed. That may be why so many of them have so much of it.




17 I learned a lot of other botanical names that first spring when Orvetta bought enough seed to plant acres instead of a



18 suburban lot. Fortunately, it didn't all come up, but the seed was



21 bor's dog. I built a fence around our garden, but he tunneled under it. Then, forgetting he had a way



22 out, he would tear all over the place until, completely exhausted, he would sit in a bed of cosmos or mignon-



23 ette or something and howl to be taken home. Nevertheless, we do get some flowers and



24 vegetables that Orvetta enjoys picking. But she has yet, so far as I know, to get her hands in the soil.

A room by mail!



Five bed pillows instead of the usual bolsters. Two pictures framed together carry chintz over. "count" on long wall



Well lighted, truly comfortable desk for duty number one and chief pleasure for any service wife—letters to "him"



Stock ivory Venetian blind screen, "gayed-up" on the living room side, provides real dressing room comfort as well as privacy



Plus one matching footstool, against that day when one of them goes chaise-longue in that dream home bedroom!



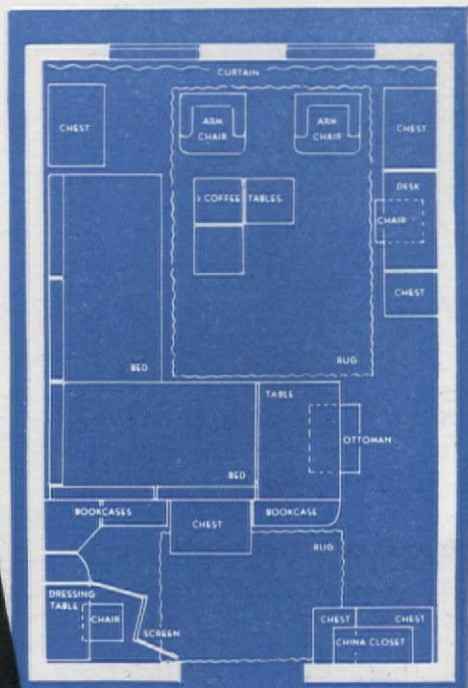


WE HAD pondered deeply over this problem of war workers and how they live. We had offered many clever ideas for "gayed-up" drab things, we had told them how they could double up and live compactly and yet graciously. But one job remained to be done. How could a war worker, now assured of her job, knowing that she would continue working until Johnny came marching home, start accumulating really worth-while things against that V-Day home that she'd been working for and Johnny had been fighting for? It might be fun for a few months for young matrons definitely past the fun-in-a-dormitory age, to share their room and their leisure hours with other war workers. But constant lack of privacy must be beginning to wear a bit! The war job now a routine, crowded living no longer new, strange, and exhilarating, there must be thousands of young matrons desperately wanting the satisfaction of accumulating something tangible against that happy day when Johnny will come marching home again. Why not show how one could start furnishing that V-Day home one's Victory bonds are assuring?

Knowing the difficulties of putting together even the simplest little apartment, we logi-

cally went to a source where, under one single roof or between the covers of one single catalog one could find a complete set-up for living; could find fine furniture and pretty furnishings. And so we put together the smart, really practical room that you see here, furnished entirely from Montgomery Ward's catalog! They have stores, of course, hundreds of them, but it seemed to us even more spectacular and wonderful that at our desks we could make up a list, and without ever seeing it, have the results you see here. It was put together in their studio according to our floor plan and our itemized list. We who had planned it saw it for the first time in the same pictures that you are now looking at.


We've all laughed over those ads—"you furnish the girl, we'll furnish the rest"—but here it is, illustrated in the "flesh"! For everything you see, even to the ashtrays and the gals' lipstick, is out of Montgomery Ward's (except, of course, the girls and husbands' photographs). The dish towels, the walking, absolutely everything one needs to bring into a home and start living, are here. We don't have to wait for V-Day for all the miracles.

Our room is not cheap nor is it expensive. All of it is of good quality, good enough to bring to that V-Day home. The importance of our table, outside of the ease with which you, even as we, can put together a one-room



FLOOR PLAN

Truly functional furniture arrangement means no moving around for day and night living. Dinette table moves only "when company comes"



Pretty as can be,
but built for heavy duty, too

Photographs by Montgomery Ward's Photo Service



No bone, no waste, TREET is ALL meat

ARMOUR'S MEAL-IN-A-MINUTE MEAT



Tasty, nourishing Treet makes your meat points go further

Stumped for a big meat meal that's easy on points? Get acquainted with ready-to-eat Treet. One tin makes a big meat meal for 4 . . . at just a little more than 1 point per serving!

Surprise your family with this Treet O'Brien dinner tonight! It's a platter heaped with good eating . . . for Treet is made only from choice pork shoulder meat and tender, flavorful ham—richest of all meats in Vitamin B₁.

Try Treet these war-busy days. It gets a big welcome any way you serve it—sliced cold, baked or fried. You'll be surprised at how easy meal planning can be—and how many red points you save!

Goes to fighting fronts, too!

Because our fighting men get so much Treet, your dealer may be out of it occasionally. But remember, his shortage is temporary. So keep on asking for Treet!

TREET O'BRIEN

Get one can of Treet. Cut 6 thin slices for frying and dice the rest. Fry the cubed Treet—together with 4 cups cubed onion, 3/4 cup sliced potato, 1/4 cup sliced green pepper, 1/4 tsp. salt—for 20 to 25 min. Serve with the 6 Treet slices fried 1 min. each side. Serves 4 to 5.



Armour and Company

For finest quality and flavor ask for Star Canned Meats, Star Ham and Bacon, Star Beef, Veal and Lamb, Star Sausages,

home for the duration and a "hope chest" for V-Day, is the charm and sophistication we've achieved along with quality. It is, we believe, the way we allocated our money, not the amount of money, that makes our room so successful.

We avoided hand work wherever possible, knowing it would be no fun for a tired war-working woman to come home to mountains of sewing before she could complete her apartment. And so even our draperies are ready-made except for the simplest of valance and border trimming of chintz. No other sewing is involved except the bed slip covers. These we had made by a professional, believing the results better than is possible by most amateurs and the time saved well worth the cost. However, they can be easily copied.

Some of the pieces are unpainted and were selected because they served their functions even better than the finished pieces available and because they brought color where needed. They also cut down the furniture budget, leaving extra money for mirrors, lamps, and other accessories we think as important to gracious living as fine furniture and soft rugs.

Working hard ourselves, we are perhaps fanatical on the subject of good beds. A real bed may not be as comfortable for the erect sitting of one's guests as is a studio couch, but it's the women who LIVE there that come first in our consideration, and so you'll see wonderfully good regular beds made wonderfully smart, too! (Yes, chintz comes from the same catalog!) You'll see a tidy furniture arrangement composed of functional furniture that will be sheer heaven after the disorder of the one-for-all chests typical of furnished apartments. There is provision made for bed linens, table and kitchen linens, china, glass and silver. Provision for each woman's stationery, personal letters, and business papers in the desk—two drawers per woman. A chest each for underwear and unmentionables—no communal storage in our scheme of things! And a separate chest for stockings, hankies, and all those little things—two drawers per woman. A place for books and a place for records. And glory be, a REAL dressing table where one can leave out in the open and at hand all those aids to nature. No "scrunching" down to a dresser mirror or a long-distance view into a vaguely lighted medicine chest mirror for us. Screen conceals all!

STUDY well the plan and pictures and tell us if you don't agree that we've spent our money well and wisely for two women who want to live efficiently but also graciously. We've spent money for things that matter very much to us and will to you, we're sure. The continuous mirror effect over the chest and writing table units was not an absolute "must" except that two mirrors did give what to us is the vast difference of a custom built-in look of a single mirrored wall. The three coffee tables instead

of one lumpy table is another case in point. Easy to move around when making the beds, they can also be moved about as "night tables," used for serving buffet meals. The two luxurious rugs are another example. Both of the same width, they can always be put together to form one large important rug. They can be sent out to be laundered, and the absence of one at a time will not be too tragic a loss to our decorating effect. The two cost no more than a rather ordinary, "middlin'" quality rug, adequate for this particular duration apartment, perhaps, but stymieing forevermore that V-Day living room. We don't believe in "middlin'" rugs or floor coverings. They are the foundation of all else—and so we determined that OUR one room would never be the excuse for future rug skimping! Our two are almost sinfully luxurious looking, yet they're practical now and will be smart used in a minor room later on.

But how can one plan and furnish now for that dream house on V-Day, you ask? One can and one can't. If, after the modernists get through with you, you're still firmly convinced that you'd best spend your Victory bonds for a quietly dignified Georgian house, you'd be "stuck" of course, with anything but 18th Century furniture for that living room. BUT here's what we mean when we say you can plan and accumulate now. Good furniture means good quality and undated design. Good furniture can always be relied upon to serve usefully and correctly wherever it is assigned for duty. That is why good furniture is the cheapest furniture by any method of accounting; why good furniture is adaptable under almost any conditions. This blonde furniture you have invested in for the duration, can serve "as is" in your future study, guest room, or child's room—or, refinished, serve in your 18th Century dining room, your dinette, or your own best bedroom. Because it is well designed, it will keep amiable company with anything you have or may buy, in the future. It is well worth adding to if you go more modern, not "moderne."

AND now we have to stop. If we've not been too very modest about how good a job we've done, forgive us, please. It's been a great deal of fun working out this problem, and we've purposely titled cover and article to make you gasp, stop, and read. It has been a deep pleasure to have had such satisfactory results with so little effort, once our plan was fundamentally sound and workable. If we've left out anything,* if you want personal help, please feel free to call upon us at any time. We'll be as pleased to help you with your wartime problems and V-Day planning.—THE EDITORS.


* We've kept complete a list of everything in our room, in case you're interested. No merchant can guarantee merchandise as being available indefinitely because, of course, not only are vast inventories discouraged by our government, but also there must be almost daily substitutions in a war economy that is using everything, even blonde hair, to win the war! However, you're as smart as the next one, and if some substitutions are necessary, you'll at least have our Basic Room Plan as a guide!

THE DISHWASHER'S ASTONISHMENT

OR A SWANDERFUL TALE OF UTMOST PURITY



Started to find big white bird has broken into nursery and taken baby's lovely floating soap to wash dishes!!!



Hears Swan gives billions of beautiful, creamy, mild suds! Cheers when told Swan actually suds faster than other floating soaps!



Eyes Swan. Tries Swan. Loves Swan! No more strong, easy-to-waste package soaps for this lady!



Indignantly demands explanation. Is told her hands wouldn't be so rough if she'd use baby's Swan Soap for dishes—cause it's so mild. Swan's even purer than finest castiles!



Replies crossly she knows very well strong package soaps are hard on hands—but she always thought mild floating soaps gave too skimpy suds.




She now uses thrifty Swan for everything—dishes, duds, baby, and bath! It's purer than finest castiles! It's a sudsin' wonder! Swanderful!





Kitchen of Mrs. Laurence Denman, Willming photo. Below, kitchen of Mrs. Neva H. Newman; dining nook of Mr. and Mrs. H. G. Brenn




Dining corner and kitchen of Dr. and Mrs. Paul Huber. Below, kitchen and dining area in the McCarter home



dining nook of Mr. and Mrs. H. G. Brenn



kitchen and dining area in the McCarter home



Harold →

The Porters, you say, don't eat in their kitchen? No, their kitchen lives in their dining room—but any way you say it, it's still eliminating one room, making K.P. easier



Sketch by Dorothy Porter.



Don't let K.P. ruin Your Summer!

SOLUTION I. HEREWITH—18 WAYS TO EAT IN YOUR KITCHEN

SOLUTION II. COMING

IT'S as plain as the nose on your face that a really efficient kitchen is inevitably a gay and colorful kitchen. Gay color, even to the point of being dizzy and silly, somehow makes K.P. easier and therefore more efficient. Second in importance in lightening, brightening and making K.P. more enjoyable is planned work and storage space, for one can have both gaiety and work areas that are as efficient as a factory's assembly line. However, more of that later. Right

now, hot weather has overtaken us, and in man-hours alone this business of three meals a day, 365 days a year, looms large on our horizon. And so, while we plan on taking all the drudgery out of K.P., let's take up first this business of eating.


Admittedly, eating in the kitchen, with some meals out of doors, would simplify life and how! But your kitchen, you say, is not too pleasant a place to eat—breakfast, perhaps, and the children's lunches, but *not* dinner? Well, lady, if after very



Designer and builder, Fred Stewart. Photographs, Maynard L. Parker

Mrs. Newman's kitchen, too, might be considered a part of the dining room, as is shown in color on the facing page 31

Below, in the Philip Hsley's California home (page 38). Far right, in the H. Mitchell Meyers' Virginia home.
 Photographs, Mattie Edwards Hewitt, Miles Berné, F. M. Demarest



CONTRAST STRAIGHTFORWARD, UTILITARIAN KITCHEN WITH DINING CORNER



thoughtful perusal of the eighteen solutions we give you herewith, you still feel there is no way of wangling an attractive three-time eating spot in your kitchen, you of course have us licked. But we think it's a sad and unusual kitchen indeed that won't adapt itself in some way to the many arrangements shown herewith. And what it will mean in a servantless house this summer, to do away with the cleaning and upkeep of the dining room—to do away with the endless steps to and fro!

Look around, then, and see what your kitchen will give up in badly-planned wall or floor space, and yield instead a cosy, gay little spot in which to eat. Large, important affairs can be given out-of-doors or on the terrace, at bridge tables set up for four guests each. Yes, we'll admit that sometime or other during the summer a fit of grandeur may seize you. You'll wish desperately that you had that dining room going full tilt. But is a temporary seizure, however violent, worth spoiling anybody's summer—much less yours? "C'est la guerre," you can murmur blithely, and it's a snobbish, unpatriotic guest indeed who won't admire your intelligent use of time and energy.


Look at Dorothy B. Porter's miniature kitchen again—so gay it's never hidden by folding doors. Painted vines climb the drainpipes; a collection of wish-bones hangs over the window. Note Harold, the little mouse.




Above, in the Ned W. McNulty's Wisconsin home. At right, in the Reed S. Greers' Oregon home. Below, in the Philip Joss' Oregon home





Photographs, Frank Willming, Leonard Delano, Erven Jourdan




WHY NOT A DOG-WAGON COUNTER FOR CONVENIENCE AND SIMPLIFIED SERVICE?





The built-in bench forms part of the design of the shelves and is both utilitarian and attractive. Courtesy, U. S. Gypsum Co. Photographs, Hedrich-Blessing Studio, F. M. Demarest, Mattie E. Hewitt



Elizabeth C. Creed, who with her husband has to catch the 7:47 every morning, streamlined a short-order diner for the great sum of \$6.52 including brushes!



Hideaway wood table with folding legs, 56 1/2" long by 26" wide, covered with maroon linoleum; recessed shelves painted same color. Westinghouse



Another hideaway table for limited space—this one mounted on the wall in the Richmond, Va., farmhouse designed by Andrew L. Kidwell, architect



WE think so!



Today there's only one thing that counts—victory. But in American homes everywhere plans for the years ahead are being made . . . plans that include the Hammond Organ. To these families beautiful Hammond Organ music is as much a part of the bright future as a comfortable home and a good car.

We cannot make Hammond Organs again until victory comes and our war job is done. But you don't have to wait till then to try this fascinating instrument with its marvelous range of rich, colorful organ tones. Most Hammond dealers have set one aside so you can hear and play it any time you like. Try the Hammond Organ . . . learn how perfectly it fits into your design for living.

And remember—those War Bonds you're buying today will pay for a Hammond Organ tomorrow.

ANOTHER HAMMOND INSTRUMENT



The Solovox attaches to your piano, is played with the right hand. Gives you brilliant instrumental effects—violin, trumpet, flute, trombone and many more—blending with your left-hand piano accompaniment.

FREE—Write for your subscription to HAMMOND TIMES, monthly magazine about organ music for the home. Hammond Instrument Co., 2941 North Western Avenue, Chicago

HAMMOND ORGAN

MORE THAN 1000 HAMMOND ORGANS ARE DOING WAR DUTY WITH THE ARMY, NAVY AND MARINE CORPS



Sketches by Clare McCanna

Showers Today

ALICE WOSTER

EVERY month is April, these marrying days, as far as showers are concerned. If you're tearing your hairs out, one at a time, trying to dream up something new and fun to do about your betrothed friends, here are some ideas that make pre-nuptial fun for friends and bride-to-be alike. First of all, send out the little poem, penned above, substituting the proper names, of course. This will gather in the gang like magic. Carry on the poem idea by playing the game called *Can You Make It Rhyme?* By changing the last word in every line of the following for a synonym, you'll come out with a very suitable bit of poetry.

Bells chimed sweetly; skies were clear
On the wedding day of this splendid couple.
The guests were elegantly dressed;
The rejected suitors sat and scowled.
The soloist lifted her voice and warbled;
The bride stepped forth and the guests were inspired.

She had on something old and azure,
Something new and borrowed, also.
She was given in marriage by her father.
And her mother cried till she couldn't cease.
The groom had a desperate, hunted expression;
When he said, "I do," his poor voice trembled.
He dropped the ring and had to hunt,
On hands and knees, all over the house-of-worship.

He couldn't calm down, hard as he endeavored,
But he smiled at last as he kissed his wife.
Then away they hurried, past the seats,
And out of the church, in a shower of footgear.
He carried her through their apartment entrance,
And they lived there happily forever.

Just in case you get stuck:

fair	gowned	trilled	blue	pop	look	search	tried	pews	door
pair	frowned	thrilled	too	stop	shook	church	bride	shoes	evermore



Hoarding?



Why hoard your magazines
in the cellar or attic when the best
of everything in **THE AMERICAN HOME** is in our attractive Service Books?

360 INTERIORS

We have just published one of the finest, most helpful books on interior decoration. 228 pages, over 105 in color, giving complete decorating schemes for living rooms, bedrooms, hallways, kitchens, and bathrooms. Dozens of "before and after" photographs, to show you what wonders a few deft touches can achieve. Fundamental for your home library. This book is sold on a money-back guarantee, and is mailed anywhere in the United States, postpaid, for \$1.00. For sale, too, on newsstands.

85 LOW COST HOMES

This is another of **THE AMERICAN HOME** famous House Plan books to help you plan the postwar home you will build some day. It is devoted entirely to the low cost (\$2,000 to \$6,000) field and stresses newly developed building materials and techniques. Dozens of striking exteriors made of batten board, adobe, plywood, concrete, and many other materials. A total of 85 complete plans that represent the cream of postwar thinking by the country's leading architects. Mailed, postpaid, anywhere in the United States; the price, only 50 cents.

MAKE IT YOURSELF!



For the man who will be spending more time at home this year, and is handy with tools, here is a veritable gold mine. Everything from outdoor fireplaces to window boxes, barbecues to garden furniture. Hundreds of ideas, plans, and complete directions. If you like to make things, you will find this book a valuable addition to your library. For sale at your newsdealer's or mailed, postpaid, anywhere in the United States. Price—only 50 cents.

THE AMERICAN HOME PATTERN BOOK

Thirty-two pages, filled with pattern suggestions, all illustrated so you know what you're ordering. There are literally hundreds of things for the lady with nimble needle and the man with hobby hunches—from crocheting to weaving; from furniture to plans for barbecues, and peasant painting designs. There are patterns for smart clothes, too, for children and grown-ups. Pattern Book mailed, postpaid, anywhere in the United States for 25 cents.

YOUR DREAM HOME

A convenient and easy way of filing all of the fascinating material, photographs, and details so helpful in making your Dream Home a reality. Large enough to take an **AMERICAN HOME** page. The covers are in four colors, each cover different. We also include ten manila index sheets, ten linen index tabs, and a bright red shoestring to tie the portfolio. This Dream Home Portfolio will expand to any size, and will make a handsome addition to your library table. Order it now, and save all the worthwhile material which is appearing in the magazine. It is not too soon to collect ideas and formulate plans, even though your new home may seem to be in the far distant future. Start now to do your dreaming and let the scrapbook help to make your Dream Home come true. This practical filing device sent complete, postpaid, only 35¢.



In selecting the contents for these four books, the Editorial Staff of **THE AMERICAN HOME** has carefully edited the material which appeared in the magazine and is now offered in this compact form as part of our service to our readers

ORDER

HERE!

THE AMERICAN HOME
251 Fourth Avenue,
New York, N. Y.

Gentlemen:

Enclosed please find \$ _____, for which please send me, postpaid, the items checked:

_____ 360 INTERIORS	\$1.00
_____ 85 LOW COST HOMES.....	.50
_____ MAKE IT YOURSELF!.....	.50
_____ THE AMERICAN HOME PATTERN BOOK.....	.25
_____ THE AMERICAN HOME LOOSE-LEAF PORTFOLIO.....	.35

My name and address _____

People who live in Hothouses need an Eagle Certified Insulation Job



Is this you? Are you man or hothouse plant . . . wife or orchid?

Does your home become a stifling inferno during the mid-summer heat . . . for want of efficient, low-cost insulation in the sidewalls and upper ceilings?

Comes winter and limited fuel . . . will you shiver and suffer from cold floors, hard or impossible to heat rooms, and drafts caused by uneven temperatures?

Probably . . . if you don't insulate now!

A home equipped with Eagle Mineral Wool Insulation enjoys up to 15° F. cooler temperatures in summer—including top-floor rooms. This house is a quieter place to live in, because Eagle Insulation tends to deaden noises. It is cleaner, generally, with less dust to play hob with upholstery and drapes.

In winter—this house is pre-eminently comfortable—and the lucky owner *saves up to 40%* on heat losses and fuel costs!

You can *still* get a certified job of Eagle Mineral Wool. There's enough of this incredibly efficient insulation available. You can pay for it on deferred payments, too . . . up to 36 months. The Government's all for your taking action on this *now*, to conserve precious fuel to run war factories and Diesel-powered ships. The coupon (below) will bring you *all* information.

★
EAGLE INSULATION
for homes

★
Made by the makers of Eagle White
Lead — for all fine painting



The Eagle-Picher Lead Company
Dept. A-73, Cincinnati, Ohio
Gentlemen. Please send me
complete facts about a certified
job with Eagle Mineral Wool
Insulation.

- For Present Home
 For New Home

Name _____
Address _____
City _____ State _____

Conserve Fuel! Help Crack the Axis! When you insulate your home, you help save fuel for U. S. war production. Buy more War Bonds and Stamps with the money you save on fuel.



Bridal Bouquet

The game leader reads the following story. Each time she comes to a blank space, she holds up a card with a letter of the alphabet on it. Each guest must supply a noun beginning with that letter, though it doesn't have to be appropriate. The first one to call out a word is given the letter card, and the one having the most at the story's end wins. You can see the possibilities!

"It was a beautiful day in the month of (*whatever current month is*). (*Bride's name*) was all a-flutter, for this was her wedding day, and almost time for the ceremony to begin. The church (*or home*) was decorated beautifully. In each window stood _____. From the chandeliers hung _____. The floor was covered with _____.

"(*Bride*) looked lovely. Her wedding dress was made of _____, and on her head was a cluster of _____. In one hand she carried _____, and in the other she held _____. Around her neck, she wore the groom's gift, a _____.

"The music began, as a friend played the wedding march upon _____. First came the little flower-girls, scattering _____. Then came (*bride*), followed by her bridesmaids, who wore _____. They met the groom under an arch of _____. The groom looked handsome as _____ and in his lapel was _____.

"The minister read the ceremony service impressively from _____, and after the ceremony over, the bride and groom walked out of the church (*or house*) and were met by a shower of _____.

"They went to the hotel, riding in _____. There they had the wedding breakfast, beautifully appointed. The centerpiece was _____. Each guest received a favor of _____. The first course was _____, the second _____.


"The wedding gifts were lovely. The one from the bride's family was _____, and from the groom's _____.

"The bride and groom departed on their honeymoon. On the back of the car was tied _____. The groom said, "Sweetheart, I love you better than _____." The bride replied, "Thank you dear, that's a great compliment. I love *you* better than _____." And they lived happily, if hysterically, ever after.

Give each guest a piece of paper, with these rhyming words at the right. The first to complete the two-part poem on the subjects below, wins

I.
wise
surprise
food
mood
pans
cans
turn
burn
flat
cat

II.
groom
doom
bottle
polite
stuff
tough
drink
sink
cake
ache
sick
quick



45

MINUTES from Munich



... in her Indiana Kitchen!



IN ABOUT 10 minutes she'll finish cooking breakfast for her family . . . and be on her way to her job here in one of the Noblitt-Sparks war plants.

Her name is Mary . . . She lives on a farm, 12 miles away . . . So in about 45 minutes she'll be taking a crack at Munich, Berlin, or maybe Tokio . . . through the weapons of war she helps fashion at her work bench.

Some battle front, thousands of miles away, gets every day the deadly impact of her work . . . work that hundreds of "Marys" are doing in our nine plants . . . and that thousands are doing, shoulder to shoulder with men, throughout the Nation's wartime industries.

The 3000 men and women workers of Noblitt-Sparks are producing only products for war—in tremendous quantities—instead of the good old Arvin products for comfort and pleasure.

The metal and labor that formerly went

into Arvin furniture—hot water car heaters and bathroom electric heaters—are now going into water and food supply-cans for our fighting men—blitz-cans for gasoline on the battle fronts—metal reels for communication cable—ammunition boxes, anti-tank mines, burster-wells, bombs—and many vital parts for combat cars, tanks and transport trucks.

The experience and skill that went into Arvin radios, before the war, are now going into fighting-radios for planes and trucks—radios built with great precision—to enable our fighting men to talk back and forth and win battles.

* * *

After the war, Arvin products will be back again—all better, some new. Until then, the men and women of Noblitt-Sparks will be working for victory—as hard as possible—as long as necessary—just as millions of others are doing, in the factories and on the farms.

ON THE JOB!
3000 MEN AND WOMEN WORKERS
IN 9 WAR PLANTS OF

NOBLITT-SPARKS
INDUSTRIES, INC. • COLUMBUS, INDIANA

Peacetime Makers of

ARVIN

*Products for Comfort
and Pleasure*

Home and Car Radios • Hot Water Car Heaters
Metal Furniture • Bathroom Electric Heaters
and Other Products for Better Living After the War



WAR BONDS BUY BOMBERS TODAY AND FAMILY COMFORTS "TOMORROW"

THESE STUCCO DREAM HOUSES ARE

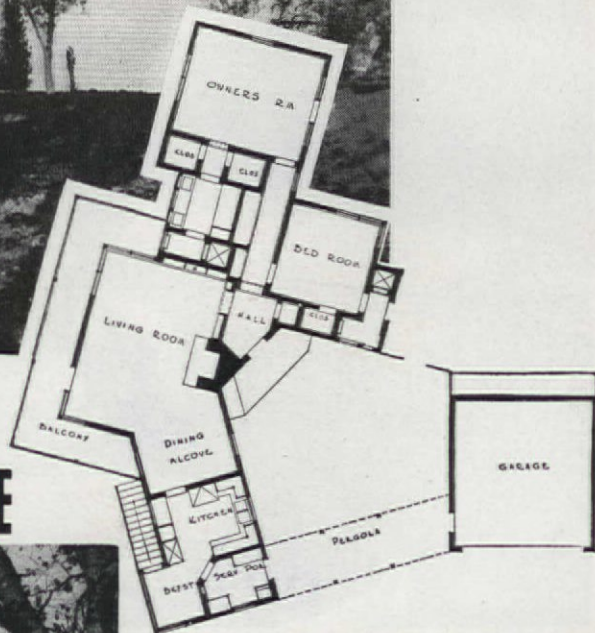
DESCENDANTS OF TWO WORTHY PIONEERS

PHILIP ILSLEY HOME

West Los Angeles, Calif.

EDLA MUIR.

Architect



Colonial-Spanish Style

EAST may be East, and West may be West—now let's stop right there. For the twain *do* meet, and here are houses to prove it. Remember, of course, that our remarks are not global—we're really discussing this mighty nation of ours. Spanish-Colonial we call these homes, and rightly so. Their gleaming stucco walls, heavy shadowed eaves, and rambling plans recall vividly Spanish ancestry—yet there's a straight-from-the-shoulder look about them that could come only from America. Consider well their attractiveness, their vigor, when you plan that future Dream House to be built after V-Day!

A romantic background is theirs,




Data from Martha B. Darbyshire

Miles Berné, photographs.

these offspring of two separate civilizations. We have Padre Eusebio Francisco Kino to thank for their beginning. When, in 1697, he founded his first mission in California, seed was planted that was to develop into a completely new style of architecture. At that time, many leading Spanish architects were busy in Mexico, introducing to that recently conquered land the baroque style, then very much in vogue. But the road to California was a long, tortuous one, filled with all sorts of dangers and discomforts. Not for love or money would these designers hazard the trip. In many ways this was a blessing in disguise for future home owners!



THERE'S NO PRIORITY ON PLANNING!



Merrill Winans, Landscape Architect, George D. Haight, Photographer


Undaunted by lack of professional guidance, Padre Kino and his intrepid band of monks relied on their meager knowledge of architectural design. They recruited local Indian help for the erection of their buildings. The results were simple almost to the point of primitiveness. Broad stucco surfaces were the order of the day, perfect background for delicate play of light and shadow. Walls were of adobe brick or crude burned brick, roofs of burned tile, beams of native woods. Ornament was used with great restraint. Most of these materials were borrowed from the Indians, who for centuries had used them to erect their own pueblos. The plans, with courtyards and patios, were Spain's unique contribution to the new world.

No wonder early pioneers from the eastern seacoast, in their search for new horizons to conquer, were impressed so naturally into the surrounding countryside. Used to an abundance of timber, from which sprang their own unique style of colonial dwelling, they readily saw the logic in these new materials. They did not adopt the style completely, but

adapted it to their own needs. Their concept of home was deep rooted; they were proud of the houses they and their fathers had created.

Gradually the two styles blended, the best features of each used logically and wisely. Today we have an architecture that is a perfect marriage of the two—colonial houses translated into new materials, soft of texture, gracious and colorful; homes that fit perfectly into our present mode of living and ready for that new life after the war. These homes have taught America many things. Because of them, we realize the satisfaction of the open plan which brings the outdoors into the house, gaining double duty and beauty from the garden. Low roofs and heavy eaves, with their resultant deep shadows, help these houses fit naturally into the surrounding landscape. But above everything else these homes have taught us the proper use and beauty of stucco walls.



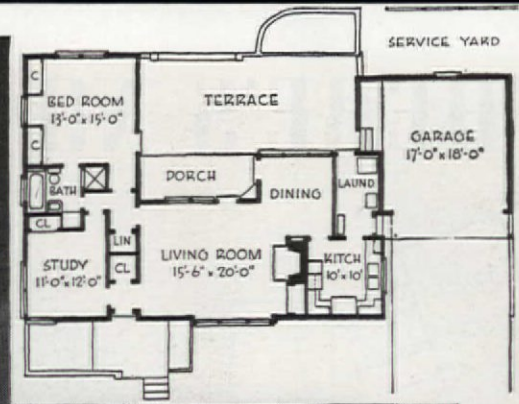
Stucco is stucco a new material. Through the ages it has always tempted designers because of its plasticity. Greeks and Romans used it on their buildings; it was a natural leg-



HOME OF MR. AND MRS. L. M. KIPLINGER
Pasadena, California



H. ROY KELLEY, Architect



Miles Berné, Photographer
 HOME OF MR. & MRS. HAROLD PETER VANCE
 Brentwood Heights, California
 WINCHTON RISLEY, Architect

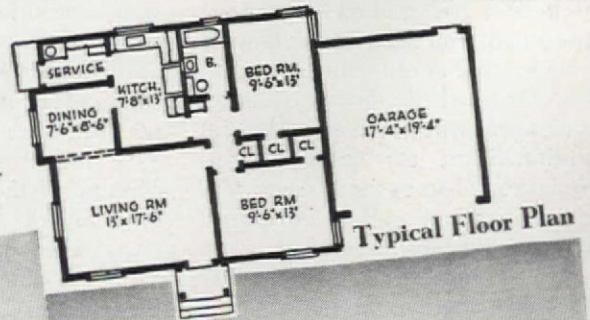
acy of the Mediterranean countries. Spaniards, long trained to its infinite possibilities, were past masters in its use. Under the intense sun of their native land, stucco took on new life and brilliance. Because of its inherent beauty, walls did not need the constant interruption of window openings. Interest was gained by the judicious use of foliage or by nothing more than the fleeting play of light and shade across its surface. To overlay the use of ornament on these walls would certainly be gilding the lily. Ornament, usually of stone or terra cotta, was used primarily around the entrances, bringing an almost jewel-like emphasis to this important feature. Our eastern ances-

tors were deeply impressed, and immediately adopted stucco for their wall covering.




For, first of all, stucco is a wall covering. It has little to do with the actual construction of a house. For centuries it has proved indispensable in extreme climates—a barrier against the driving storms of the north countries, a buffer against the blazing heat of the tropics. Its flexibility allows application to all sorts of design. At home on the Jacobean houses of England, it is equally in keeping on the native villas of North Africa. Color, applied integrally, makes it equally versatile. The hues of the rainbow can be yours for the asking, and because the actual color

HOUSING PROJECT IN SOUTHERN CALIFORNIA

ALLEN SIPLE, Architect
 BEN HARWOOD, Builder



Data from Martha B. Darbyshire
 Photographs by Miles Berné






HOLLEY B. DICKINSON HOME Los Angeles, California
 ERLE WEBSTER and ADRIAN WILSON, Architects



is a part of the material itself, a warm translucence permeates the whole surface.

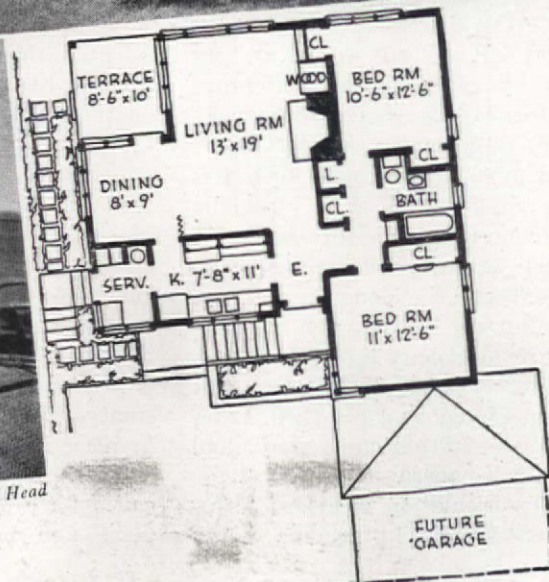
California has indeed been fortunate in its Spanish heritage. Early workmen believed in the materials they used; they applied them lovingly. Stucco is a simple material and should be used simply. No longer do we need masonry foundations for its true application. Frame structures take stucco as logically as the ancient adobe brick. Portland cement waterproofing now makes the work surer, safer, and probably more permanent.

Here are modern homes in every sense of the word, homes we would all be proud to own. Their plans, designs, and details give us much to contemplate. No matter what style of house you may be dreaming of, stucco walls will add distinction and charm.




Miles Berné, photographs

Data from Ethel McCall Head



**THERE'S A
 GREAT DAY
 COMING!**



— When Modern Electro-Mechanical Developments Come Home from War!

Electro-mechanical equipment, so ingenious that it seems to "see and even think", is today a common tool of our fighting men. Tomorrow the uncanny talents of these war-developed instruments may well be utilized to give you Aladdin-like powers at present beyond your fondest dreams.

Right in your own home, alert and tireless appliances will anticipate and minister to your needs day and night. Push-buttons at your elbow will cause many irksome household tasks to be performed automatically. The busy woman's dearest wish will at last come true—the wish of having enough hours in every day to really accomplish all she has to do.

When wartime demands yield to peacetime desires, Delco Appliance will be among the first to bring you new electro-mechanical equipment. Until that "great day" comes, "Victory Is Our Business".

Delco Appliances include Automatic Delco-Heat (oil-coal-gas), Delco Water Systems, Delco-Light Power Plants and Delco-Light Ironclad Batteries.

DELCO 
APPLIANCE
 ROCHESTER, N. Y.
 DIVISION of GENERAL MOTORS

During War or Peace DELCO APPLIANCES
Do the Job Better



THROUGH WAR YEARS AND PEACE
for

Better Living

TODAY and tomorrow meet in America's industrial laboratories. Today's Victory—tomorrow's better living—are both taking definite shape.

Rolling equipment that stands up under temperature extremes from Russia's Arctic cold to Africa's inferno is contributing to your automobile of tomorrow.

Preserving foodstuffs in sweltering jungles and on blazing desert is proving new methods whose benefits are headed straight into American homes.

Near-miracles in surgery, sensational new drugs, are writing glorious victories over suffering and disease into a bright new chapter of a book that will never end.

Oil-O-Matic, too, is on the job for Victory today—for better living tomorrow. Even finer, even more efficient, even more versatile Williams Oil-O-Matic products are in the making—backed by more than twenty years of pre-war experience, plus war's know-how.



Oil-O-Matic proudly flies the Army-Navy "E" pennant. Banner of Victory today! Symbol of the experience and know-how that will mark Oil-O-Matic's contribution to better living tomorrow!

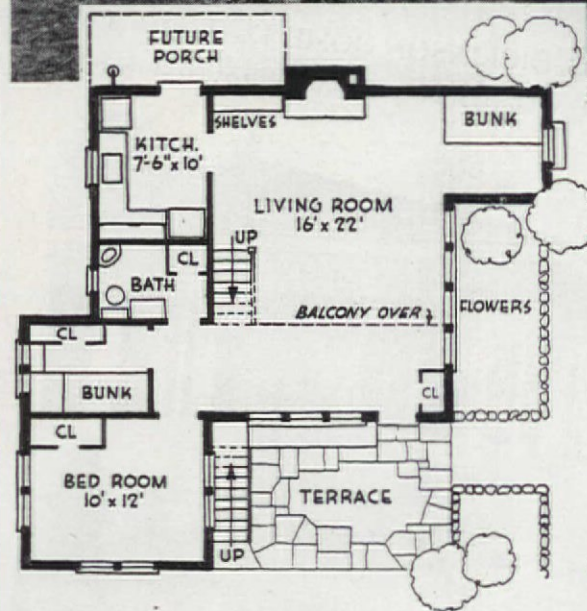

★ ★ ★ ★ ★ ★ ★ ★ ★ ★

THE BONDS YOU BUY TODAY
ARE YOUR GUARANTEE OF A
Better Tomorrow!

BUY WAR SAVINGS STAMPS & BONDS

WILLIAMS
OIL-O-MATIC
HEATING

WILLIAMS OIL-O-MATIC
HEATING CORPORATION
BLOOMINGTON, ILLINOIS



Shown in color on page 10

F. M. Demarest

Cottage on the Jersey Shore

*"Through the thronging city highways comes the hollow ocean roar
And I sicken for the long, green surge—the lonely, foam-wet shore"*

J. W. SNYDER, JR.

FOR those of us who love the feel of salt spray on our faces, Focslhead will prove a tremendous source of inspiration. Built among the sand dunes and tangled underbrush of a Jersey coast island, it is especially well designed to withstand the wind, weather, and drainage associated with life along the seacoast. Its history, too, is romantic. During revolutionary times, Focslhead, or rather what there was of it then, served as a pig shed. Later it was converted into a studio and now is a modern summer home.

Its orientation is indeed fortunate, for the prevailing south

winds are from the sea. It was essential, therefore, that the sleeping and living quarters be placed on the south and the kitchen on the north. Besides assuring cool sleeping and living areas, this plan allows cooking odors and heat to be carried off to leeward. On the other hand, cold winds late in August and the nor easters of September come from the opposite direction. Heat from the kitchen is welcome under these circumstances. For the same reason the fireplace is on the north wall.

The original plan of Focslhead called for a living room with fireplace and bookcases across the

north wall, a sleeping alcove, kitchen and bath in the southeast corner. The east and south walls are mostly sliding windows. This makes it possible to open the windows to a maximum so that the living room really becomes an open deck. Small awnings above the sash give shade from the noon-day sun. A bedroom and nursery were added the second year. Because a beach house has very little shade, it is necessary that plenty of air space be allowed for coolness. To accomplish this, the living room is open to the roof.

The exterior is of shingle and the interior walls have been lined with plywood from refrigerator crates, finished with linseed oil, turpentine, and burnt umber.



"Please, God..."

"Please, God . . . bring him back to me safely." You breathe it into the quiet darkness, and wait . . . wait . . . through endless ticks of the clock, for a whisper of assurance.

The chances are that he *will* come back safely! He's the best-equipped soldier in the world. Equipped with a courageous grin and a thinking head and clever hands. Equipped with thorough training by keen, alert officers. Equipped with dead-shot weapons, nourishing

food, excellent medical care, good shelter, proper clothing.

You know that. You're equipping him yourself, by your war production work, your purchases of war bonds, your sacrifices on the home front. Everything you do can be done in a way to help the war effort. Remember this when you buy sheets.

First ask yourself whether you really need them. Then determine to get the best value for

your money; read what's on the labels. Finally, after you've bought the sheets of your choice, take good care of them so that they'll last as long as possible. (Your retailer will be glad to tell you how.)

Each one of these things will do its mite to speed Victory for us, and you will have the joy of knowing that you helped to bring your soldier back safely. Pacific Mills, 214 Church Street, New York.

Pacific Sheets

BALANCED

PACIFIC PERCALE • PACIFIC HEAVY MUSLIN • PACIFIC TRUTH

Pacific Sheets are made on the principle of balance: all the desired qualities—whiteness, softness, smoothness, strength and firmness—are present in *equal* degree. Identified by the Pacific

Facbook, the informative label which tells the size, quality of cotton, type of weave, thread count, breaking strength, finish, weight, and shrinkage. Made by the makers of Pacific Factag Fabrics.



**"One cake
cleans an amazing
number of
windows!"**

One inexpensive cake of Bon Ami lasts months and months. Yet even if Bon Ami cost a lot, you'd still like it for windows. It's so quick and easy to use . . . leaves the glass so bright and sparkling. Actually, Bon Ami saves money two ways. Not only does it cost very little . . . but you use very little to get windows really clean!

Bon Ami Cake
LEAVES NO OILY FILM



LIVE WITH BEAUTY

PLAN NOW to have double-coursed Red Cedar Shingle sidewalls . . . combine enduring beauty, good insulation, substantial appearance and economy.

For illustrated home-planning booklet, write Red Cedar Shingle Bureau, Seattle, Washington, or Vancouver, B. C., Canada.



Red Cedar SHINGLES



For SLAP-HAPPY* Painters
* synonym for sensible women



DUANE BRADLEY
Sketches by Milt Groth

CERTAIN scientists recently performed an important experiment. A typical American man and woman were each given a small table in need of refinishing. Each was left to his own devices for a period of two weeks; then a survey was made.

The woman had bought a small can of bright enamel and a ten-cent paint brush, put two coats on the table, and put it into service in her living room. The man was discovered pattering in his garage. He had found one leg of the table shorter than the other, which necessitated purchasing a carpenter's level, a chisel, two saws, a file, 80 assorted screws, metal gliders, and a hammer. The gentleman had, however, already assembled refinishing materials: a pint of paint remover, bleaching acid, a package of sandpaper—rough to superfine—a small bottle of stain, three little paint brushes,

and a jar of waterproof, heat-proof, alcohol-resistant varnish.

Married women who have read this far will recognize the symptoms at once. How many times has your good man said, in exasperation, "But darling, if it's worth doing at all, it's worth doing right! Then you'll have a piece of furniture you can be proud of."

And the man is right—we'll admit—but only in some cases.

Just suppose you're trying to furnish a house, or a room, as inexpensively and quickly as possible. Perhaps you live in a catch-as-catch-can wartime rental and only want to make it livable, planning to wait until peacetime for the lovely things you're buying war bonds for now. It can be done, but only by a woman—and WAIT UNTIL YOUR HUSBAND IS OUT OF THE HOUSE! If you don't, you will have a raving maniac on your hands, because these rules are definitely *not* for serious-minded decorators—only for slap-dash females like me—and probably you!

Linoleum floors are one of the worst problems in old houses. When the pattern is worn off, the surface stained and soggy, it is difficult to keep looking in the least clean and presentable.

My bathroom linoleum was dark brown and almost crumbly at points of greatest wear. Scrubbing only loosened more of the original finish and enabled more

dust to sink in. Against the advice of experts, I purchased at the five-and-dime a twenty-five cent can of quick-drying enamel in royal blue, a bottle of shellac, and an inexpensive paint brush. Using strong soap and a bleaching agent, I went over the linoleum carefully; then I washed it with clear water, putting a dash of vinegar in the last rinse to be sure all soap was removed.

When it was thoroughly dry, I shellacked it, applying two coats. This gave me a hard finish to work on. Two thin coats of either enamel or paint are better than one thick one, just as with nail polish. When *this* was dry, I shellacked it again. In an hour it was ready to wax, and the job was finished—as easy as that!

A professional painter will say there's a better way (which is also doubtless a harder way!). But my method gave me a clean, attrac-



tive bathroom floor that could be kept shining with a minimum of work and a weekly waxing.

The curtains were in bad condition, too. Unbleached muslin, the housewife's friend, came to my aid here. I used two lengths of the 36" width, hemmed it top and bottom with rows of saddle stitching in royal blue and scarlet yarn. Heavily starched and crisply ironed, they're really pretty. This illustrates the most important principle for decorators working under handicaps: if you haven't materials and equipment for doing a slick, polished job, don't try to imitate one. An original is better than an imitation, any time.

Now, on to furniture refinishing! Our family recently came into possession of a dining-room set consisting of one round-topped table and four chairs. It was veneered, stained, and varnished—or had been in some distant



past. No essential parts were actually missing, but it was obviously from its battle scars that life had not treated it too kindly.

For two depressing weeks we ate from it as it was—and then I rebelled. I tripped down to a paint store and found a clerk who knew as little about redecorating as I did. He sold me, without even blushing, a can of vermilion enamel, a tube of burnt umber oil paint, turpentine, linseed oil, a paint brush, and a small can of waterproof varnish.

I scrubbed the furniture carefully, agreeing with the experts on this point. The enamel went on quickly, sinking into the wood enough to let the original grain show through. I'll admit this was an accident, but it turned out to be an attractive one. Two coats were required, probably because I neglected to use a priming coat of flat paint first. (And let your husband say what he will, it looks better that way!) It dried thoroughly overnight.

Next morning I squeezed the burnt umber oil paint into a saucer and added turpentine and linseed oil. I dipped a small piece of cloth in the saucer and rubbed

Tomorrow's Homes WILL BE HOMASOTE Precision-Built HOMES


ANY SIZE - ANY TYPE
- ANYWHERE



YOUR SAVINGS IN WAR BONDS CAN BUY YOUR HOMASOTE HOME

Today, we're filling war orders. Tomorrow—we'll have an important announcement for home owners. May we put you on our mailing list?

HOMASOTE COMPANY
TRENTON, N. J.



Free!

to Home Planners

Don Herold, one of America's most amusing writers and cartoonists, discusses an important phase of that new home you are planning.

His entertaining outline of ventilation in tomorrow's home makes interesting reading for the entire family, and you will want it for your file of building ideas. Write today for your free copy.

VICTOR ELECTRIC PRODUCTS, Inc.

Victor Electric Products, Inc.
Dept. 1B-735
2950 Robertson Ave., Cincinnati, O.

Name _____
Address _____
City _____ State _____

it, *hard*, over the entire painted surface of the table and chairs. When it had dried about five minutes I wiped most of it off with a dry cloth, giving a finish called "antique" in some parts of the country, "glaze" in others. Our dining-room set is now a deep, glowing red and looks as if it might have come from a Chinese importer's shop.

We come back again to the fundamental rule mentioned a few paragraphs ago. You cannot, in your own home, reproduce a furniture refinish that looks like a professional job. The glossy enamels seen in expensive furniture stores are not applied by little women like you. Your best bet is to do something different.

The waterproof varnish I spoke of was for the top of the table. I used it according to directions, on top of the "antiquing," so that I would be able to wipe the table off with a damp cloth. Once you have mastered the art of antique, you'll use it on everything. The only thing to be sure of is to have the original paint perfectly dry. If it isn't, the antique does not wipe off with a cloth—it just sinks in. The finish dulls and deepens the glaring colors of enamels and takes advantage of the imperfections in your work—it gives them the appearance of being intentional rather than the result of slipshod painting. So far as I know, any color you like may be used for the base paint under antique. I've used royal blue, red, and white, but you can use your own judgment. A dark color wouldn't be too effective, since the dark oil paint wouldn't contrast enough with the basic coat.

The next time you decide to re-




finish a piece of furniture, don't hesitate. Run quickly to the nearest store for supplies, hide them until your husband has gone to the shipyards, and get to work. When he comes home and gazes with awe on what you have done, smile at him and say sweetly, "And just think, John—I didn't have to spend a cent for sandpaper!"



**Avoid
icy rooms next winter.
Put your heating plant
in order now!**

Have it cleaned, adjusted, repaired—to get maximum heat out of the fuel. If you're thinking of changing your type of fuel, now's the time.

The Classified tells you who can do these jobs, and who can supply storm windows, weather-stripping and insulation. For these and a great variety of other products and services—



ARE YOU, TOO, A COLLECTOR WITH AN ABSORBING HOBBY?
THEN YOU'LL ENJOY THIS LETTER!

Do you
want to win a
\$1,000
WAR BOND?



Dear
American
Home

Hooks Studio



You can win a
\$1,000 WAR BOND
or one of 49 other War Bond or
Savings Prizes by just writing a letter

Easy? Yes! Fun, too!

Do you ever dream about the things you would like to do to fix up your home when you are able?

All you have to do in this contest is to put those dreams on paper. Nothing to buy. No literary skill required.

Just a simple letter to us on the subject: "How we hope to fix up our home after the war."

Mail the coupon below for contest rules and list of prizes.

ALEXANDER SMITH
FLOOR-PLAN
RUGS

ALEXANDER SMITH
AS ADVERTISED IN
GOOD HOUSEKEEPING
THE HOUSE FOR THE HOUSEWIFE
ALL WOOL PILE

"Nearly Right
Won't Do"

AH-743

Alexander Smith & Sons Carpet Co.
Yonkers, N. Y.

Please send me list of prizes and rules of
your "Dream-Home" contest.

Name _____
PLEASE PRINT

Address _____

City _____ State _____



The corner cupboard, rich with historical old china and silver

LAST NIGHT I was reading your February issue, and when I saw the article about mending Oriental rugs I thought I was looking at the bottom of an old Sumac that I bought for \$1.50 a little while ago and mended myself with adhesive tape and yarn, although I had never heard of such a thing before. Now I am proudly using it in my front hall!

My thoughts ran like this: "Well, our ideas and our collection are equal to any in their magazine—why can't we get in, too? That would be a crowning glory for my husband and me; it can't hurt to try, so here goes!"

We have a typical AMERICAN HOME antique collector's house, for we got all our ideas from your magazine. Five years ago neither of us would have looked twice at an antique. A friend in Cumberland, Maryland, gave us a subscription, and in one issue we found an article about getting out any piece of blue



In hall, Empire clock and Currier and Ives prints watch Mrs. Williams do needlepoint

china you have and putting it up. My husband said that if we were going to collect blue china we might as well know what we were doing, so we ordered Camehl's *The Blue China Book*. Later we purchased books on furniture, rugs, pewter, brass, copper and Sheffield plate, old glass, old china, and Currier and Ives prints. We had nothing to start with, but we now have a collection worth more than \$20,000 at market prices. My husband at that time made less than three hundred dollars a month and we have two children, one of whom we're putting through military school, so you see we had to know what to buy and where to buy it. He repaired and refinished the furniture in the evenings, and I upholstered it with needlepoint and other suitable materials.

In the meantime we have moved six times, and everywhere we go, whatever kind of house we can find, everyone says that our house is the prettiest in town. Captain Williams is overseas now, but while he was on this side we moved around with him, furniture and all, because our collection is our personality, and we chose to take it. When he was ordered overseas I decided to give up our home in Arlington, Va., to help relieve the war-workers' congestion, and for the duration I am living in a \$30-

a-month cottage in Selma, N. C. However, notwithstanding the house, people still come from other towns to see our collection. Let me take you on a tour through it:

To begin with, on the lawn under a big oak is an old grape iron bench. On the porch there's a long porch bench that came from a Mennonite church in Maryland, a spinning wheel, blue painted pitchers and crocks; and, by the front door, a string of brass sleigh bells from the backwoods near Fort Dix, N. J., announces callers.

Right in front of you, as you enter the hall, is an Empire wall clock ticking away to the people in several Currier and Ives pictures, in their original frames, which surround it. Underneath is a rose-carved Victorian sofa. A pair of Victorian chairs with needlepoint flank the door, while on the wall is a black lacquered corner cabinet with painted door.

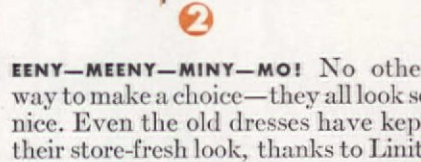
To your right, please! In the living room you face a mahogany Empire sofa, a corner cupboard from the hills of West Virginia—for which we traded in a second-hand kitchen cabinet; a Victorian Lincoln-type rocker, Stonewall Jackson in a large oval walnut frame, Mary Queen of Scots, and several small oval frames. The other pictures are also old paintings in oval frames and a five-by-seven-foot oil in a gold leaf frame

LINNY Meets the Army! BY T. Rose



1

STRIP WITHOUT TEASE. No cling. No bind. Off and on in a jiffy when dresses and slips are Linit-starched. And that's important when your Public is waiting.



2

EENY—MEENY—MINY—MO! No other way to make a choice—they all look so nice. Even the old dresses have kept their store-fresh look, thanks to Linit.



3

BRING ON THE ARMY! THE NAVY! THE MARINES! Linnny will dance them all off their feet with never a Linit-starched ruffle out of place.



4

CLOSE UP THE RANKS, SOLDIER! That dainty blouse won't muss as easily as you think. Linit penetrates the fabric. Doesn't just coat the surface like old-fashioned starch.



LINNY says: Anything washable will look better and last longer if you use Linit. Takes only a minute more in the washing and saves many minutes in the ironing.



FOR VICTORY
Buy U. S. War
Bonds & Stamps

ALL GROCERS
SELL LINIT

**BIG
IRONING
HELP**



**THAT
QUICK
STARCH**




**ALL
COOKED
AND READY
TO USE IN 30
SECONDS. JUST
DO THIS—**



1. Cream A Little Quick Elastic In Cool Water —
2. Add Boiling Water — That's All — It's Ready

"That quick starch"—say those three little words to your grocer today and join the thousands now doing beautiful ironings quickly and easily. A special mixture of starch, gliders and other ingredients, powdered Quick Elastic is instantly prepared... makes smo-o-oth, slick-ironing hot starch—cooked and ready to use right now. Lets your iron fairly glide along—*won't stick, won't pull*. Brings back cottons, curtains, dresses, shirts... gives them a nice, soft, sweet-smelling finish.

Do up your next basket of freshly washed things with Quick Elastic. Learn the pleasures of quick starching—the joy of ironing quickly, easily and well. Get Quick Elastic—"that quick starch"—the smo-o-oth, white, easy-to-measure starching powder in the yellow box.



A lady writes: "It sure is everything you advertise it to be."

GET THAT QUICK STARCH IN THE YELLOW BOX

representing Christ calming the waves, painted by J. Shaw in 1800. The last is my proudest possession in the way of pictures, as it signifies the peace and contentment that my husband and I have found in our home, due mainly to enjoyment our hobby has given us.

To the right of the room, at the front of the house, is a very large window. I sawed and painted shelves and braces for this and have, not a window but instead, rows of old colored glass which include: an old dark blue genuine

pitcher, and pressed glass. The footstools are made from oval walnut frames, with antique crossed needlepoint covering the tops.

On the left of the entrance hall is my bedroom, with a blue tulip carved Victorian sofa facing the door. The old chest of drawers has Sandwich glass knobs, four of which were original on the piece, the other four collected one at a time. There's a pine blanket chest, a pine washstand used as a vanity, a spool table, Godey prints in crossed carved frames, and a motto



An old corner cupboard from the hills of West Virginia

Steigel pitcher; a Steigel cup; an olive-green, early free-blown bottle pictured as rare in *The American Glass Book*; genuine brown witches' ball; bottles with Sandwich glass stoppers; Union bottle, overlay, raindrop, daisy and button; Bohemian glass; inverted thumb print; and a general variety of old colored glass. My window glows with jewel-tones.

In front of the window, on an old block-foot table, I have two hobnail lamps, a pair of Bristol glass candlesticks, a beaded amber basket, and colored glass butter dishes. On the mantel are rare milk glass lamps, Bisque and Dresden figurines, and a pastel china clock, while in the corner cupboard we have such pieces as Liverpool pitchers, copper lustre pitchers, historical Staffordshire pieces, milk glass, Lowestoft, Chelsea, American eagle and shield

over the mantel: "There is no place like home." On the mantel I have Bristol ruffled vases and a pink Staffordshire teapot, while on the chest are a steeple clock, a painted biscuit box, Bennington ware, etc. I have on my desk a very rare opalescent glass whale-oil lamp with shade made of Hamburg lace—an idea from your magazine. The tester bed has a hand-woven skirt from a bankrupt collector's sale, a hand-woven "White House" coverlet for a spread, Civil War quilt, and turkey red embroidered "Good Night" and "Good Morning" shams. The coal basket and waste baskets are copper and brass buckets; magazine and book containers are an old maple sugar bucket and a knife box.

The dining room is my individual masterpiece. The table there is a twin dropleaf Sheraton, and

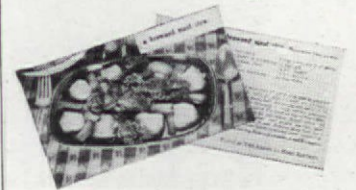
4950 FURNITURE AND
DEPARTMENT STORES SELL

Brandt
TABLES



There is a smartly styled, magnificently made, beautifully finished Brandt Occasional Table for every use in your home.
BRANDT CABINET WORKS INC. • HAGERSTOWN, MD.

719 Recipes



Just off the press!
Complete collection of the best recipes ever published in *THE AMERICAN HOME*, tested and retested in our own kitchen and especially edited for wartime. Recipe on one side, illustration on the other side. Includes:

Meat Stretchers
Sugar-saving desserts
"Quickies"

Dishes children love
719 RECIPES only 75¢

Send check or money-order to
THE AMERICAN HOME
251 Fourth Avenue, N. Y. C.

BEAUTY TO ENTHRALL YOU!

MAGNOLIA



A charming floral pattern sculptured on fascinating new art shapes. 65 pieces—hand-painted Tan, Blue or Green. At dep't stores, gift shops.

Send For Free Magnolia Folder
ROSEVILLE POTTERY, INC.
Dept. A-73, Zanesville, Ohio

ROSEVILLE
DECORATIVE ART POTTERY



MENUS FOR JULY

Includes the "daily three" for entire month, market orders, time schedules. 10¢. Ask for July #150

WAR JOB AND KITCHEN, TOO!

A schedule for the wartime house-keeper. 3¢. Ask for #148

PUPPET-MAKING

A good hobby for a stay-at-home summer. 6¢. Ask for #107

CANOE TRIPS

For your gasless vacation. 6¢. Ask for #132

Send stamps, order by number

THE AMERICAN HOME
251 Fourth Avenue, N. Y., N. Y.

the chairs are Sheraton. The sideboard is a chest of drawers with Sheffield, Georgian, and Victorian silver; on it is an old shelf clock. There's a spool side table with milk glass and a pair of sets, old dough-box silver chest and dough tray for coal. There are shelves in the window with colored glass tumblers and goblets. In front of the window is a 1700 washstand with historical Staffordshire bowl and pitcher. On either side are two old corner cupboards, one containing about two hundred and fifty pieces of blue historical Staffordshire and the other about the same number of old flow blue Ironstone which I have collected for a dinner set. The walls are literally covered with historical Staffordshire blue platters and plates; it's really a melody in blue. My linens are all old, some hand-woven, some my husband sent from Ireland. He bought the latter from an old lady of seventy-five years, to whose mother they had been given as treasured wedding presents.

The children's room has a rope bed, old chest, shaving mirror, old table, chairs, guns, bookcase, collection of pitchers, printing sets, etc. Beside one chair is an old Bennington ware spittoon.

The kitchen is red, white, and blue with Victorian period blue china which we use with red pots and pans; the dishes form the decoration on the window.

Maybe I'm over-enthusiastic about our things, but at least I haven't seen anything that I'd trade ours for. If you think our story would interest your readers, I am sure my husband would be so proud he'd win the war all by himself!—GENEVA B. WILLIAMS

FOOD FOR VICTORY! CLOROX-CLEAN REFRIGERATORS help prevent spoilage!

WHY TAKE CHANCES!

"When it's CLOROX-CLEAN it's hygienically clean!"



FOOD RATIONING demands extra precautions against spoilage and waste. And that's where Clorox can help you. Clorox in routine cleansing makes refrigerators and other food containers truly sanitary, clean-smelling; it destroys mold, also removes stains. For added food protection, for added health protection, use Clorox regularly. Be sure you get



Clorox. For Clorox is intensified in germicidal action... it is ultra-refined, free from caustic... an exclusive quality. Simply follow directions on the label.

AMERICA'S FAVORITE BLEACH AND HOUSEHOLD DISINFECTANT

CLOROX Disinfects
DEODORIZES BLEACHES
REMOVES STAINS
FREE FROM CAUSTIC

YOUR HOSPITAL AND DOCTOR BILLS PAID!



SICKNESS or ACCIDENT

Don't allow Hospitalization expense to ruin your life savings. Insure NOW...BEFORE IT'S TOO LATE! In case of unexpected sickness or accident you may go to any Hospital in the U. S. or Canada, under any Doctor's care. Your expenses will be paid in strict accordance with Policy provisions. Individual or entire family eligible (to age 70). No agent will call.

POLICY PAYS

Hospital Expenses for Sickness or Accident up to **\$540.00**
Doctor Expense up to **\$135.00**
Loss of Time from Work up to **\$300.00**
Loss of Life **\$1000.00**
War Coverage... and other valuable benefits.

MAIL COUPON AT ONCE

NORTH AMERICAN MUTUAL INSURANCE CO.
Dept. AH3-7, Wilmington, Del.

Please send me, without obligation, details about your "3¢ A Day Hospitalization Insurance Plan".
Name
Address
City State

Dear New Mother:



RAISING a new baby during war-time has the blessing of the government. Even the

WPB has a human heart and realizes that babies must have essentials like three-cornered pants, nursing bottles, and pads. Save safety pins and don't complain if new metals are used.



THE other day I read of a new experiment in the baby ward of a metropolitan hospital. They reported that instead of sterilizing empty utensils and bottles before filling, the formula was placed in clean bottles first, and then the formula-filled bottles were sterilized for thirty minutes. This was a great time saver for the hospital but is not recommended as a home practice. Remember, mothers, all utensils and bottles must be sterilized before the baby gets his food.




LATELY, I've seen new mothers traveling with brand new babies. Babies are usually good sports if their routines are maintained while traveling. Here are a few hints. Pack all the baby's things in one suitcase or small bag; clothes, pads, boric acid, and disposal type diapers. Usually you will find someone willing to give you a hand with your suitcase if a porter isn't about, so you can carry the baby. Take enough food for the baby to last the entire trip and allow for a little extra in case the train is late. If you make soft cotton eye pads for the baby, the bright lights of the day coach will not bother him. Carry a small pillow along and enough blankets for cover and pad.

Let me hear about the baby and your latest tricks in caring for him. Maybe you have some questions, too.

Lovingly,

Aunt Sue



OLSON for Lovely BROADLOOM RUGS

★
SAVE 3 Ways!

- 1 Learn how we reclaim and use the valuable materials in your OLD RUGS, CLOTHING.
- 2 All rugs woven REVERSIBLE for double wear and luxury.
- 3 FACTORY-to-YOU prices.

It's All So Easy! Write for the beautiful, big, FREE Olson Rug Book and Decorating Guide that tells how your bundle of old carpets, rugs and clothing are picked up at your door by Freight or Express and shipped at our expense to the Olson factory—Learn how . . .

By the Olson Process we shred, scour, sterilize, merge and reclaim the valuable wools and other materials, steam, picker, card, bleach, re-dye, re-spin and weave into luxurious deep-textured new broadloom rugs in sizes to fit all rooms.

Your choice: 61 Early American, Oriental, 18th Century floral and Leaf designs, Solid colors, Tweed blends.

You Risk Nothing By A Trial. We guarantee to satisfy or pay for your materials. Over 2 million customers. Our 69th year. We have no agents.

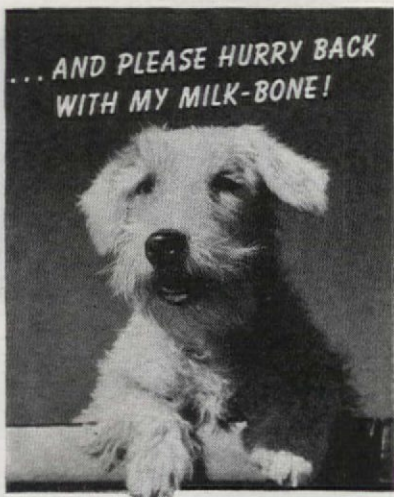
Chicago New York San Francisco

FREE Rug Book, Decorating Guide
In Full Color
Mail Coupon or 1c Postcard

OLSON RUG CO., Dept. F-15, CHICAGO, ILL.

Please mail Olson Rug Book Free to:—

NAME _____
ADDRESS _____
TOWN _____
STATE _____



... AND PLEASE HURRY BACK WITH MY MILK-BONE!

No question about it... dogs like crunchy, nourishing Milk-Bone. Better still, it's good for them. Made of the finest ingredients... beef meat meal, milk, whole wheat flour, yeast, fish liver oil... Milk-Bone contains 5 vital vitamins, A, B₁, D, E and G... all mighty important in keeping dogs healthy, happy. Give your dog this dependable, time-tested food. Ask your dealer for Milk-Bone today.



CONTAINS VITAMINS A, B₁, D, E and G!

NATIONAL BISCUIT COMPANY

National Biscuit Company, 449 W. 14th St., N. Y. C., Dept. G-7
 Send me FREE SAMPLE MILK-BONE and BOOKLET: "How To Care For and Feed Your Dog." (Please print. Paste coupon on penny postcard if you wish.)
 Name.....
 Address.....
 City and State.....

PROTECT YOUR WAR GARDEN

Don't let insects spoil your garden. Use Ever Green Garden Spray. Ever Green kills many common chewing and sucking insects. Safe and easy to use on tender plants. Contains pyrethrins. 35¢ bottle makes six gallons of spray. At good hardware, drug, seed, flower and department stores.

EVER GREEN
Garden Spray

Safeguard YOUR LAWN THIS SUMMER



READ *Lawn Care* IT'S FREE

★ Lawns need intelligent summer care... know the fine points about watering, weeding, feeding and mowing. You get all this and more in *Lawn Care*, absolutely free. Write for these valuable bulletins today.

O. M. SCOTT and SONS COMPANY
19 Main Street • Marysville, Ohio

Scott's
SCOTT'S SEED makes BEAUTIFUL LAWNS!

PLANT Roses THIS FALL!

Read why Fall's the ideal time to plant--how to gain a season--in this free book from the *Rose Capital of America*. In natural color it shows outstanding new Roses of 1944, and all the favorites in the Parade of Modern Roses--including the sensational Pinocchio, also Perennials and Fruits, for your Victory Garden. Guaranteed to live and bloom. Gain a year--write today.

Catalog FREE World's Largest Rose Growers

Jackson & Perkins Co.
510 Rose Lane, NEWARK, NEW YORK STATE

100 DARWIN TULIPS \$2.50

GORGEOUS ASSORTMENT of shades and colors, including red, white, pink, lavender and yellow. Guaranteed to bloom next spring. Order Now -- a postal card will do. Bulbs will be sent by parcel post, C. O. D. at the right time for fall planting.

BURGESS SEED & PLANT CO.
418 T.D., GALESBURG, MICHIGAN

ORDER NOW PAY NEXT FALL

KILLS FLEAS, LICE AND TICKS

PULVEX
FLEA POWDER

25¢ AND 50¢

GROWING TIME

in that

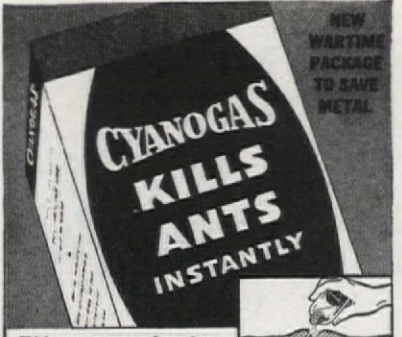


G. W. Acherman, USDA Extension Service

FOOD GARDEN

NOW is the heyday (and the hey night) for the crops in your Victory garden. Under the benign influence of warm soil, rain, and sun, they should be growing rapidly, and as Sam Weller would have said, "swellin' wisely." But don't, on that account, think that you are over the hump of the season and can coast the rest of the way. As summer progresses, the need for keeping on the job grows greater. And the way you rise to the occasion and meet the challenge is the measure of your merit as a Victory gardener. Days and hours seem all too short? Of course they do, and always will for people who really enjoy plant-growing. So establish some priority ratings for your time and energy.

The "must" tasks these days are: Plant protection against insects and diseases; plant encouragement by means of cultivation and occasional top dressings of complete plant food; succession planting whenever a crop harvest leaves a bit of space vacant, and complete utilization of everything that reaches an edible stage. Be ready with rotenone or pyrethrum dust (or whatever stomach poison you are using this season) and apply it of a quiet, windless evening, or whenever you see worms or other chewing pests at work; if there are signs of mildew or leaf



Rid your lawn and garden of ants easily, economically, with **CYANOGAS** ANT-KILLER. A small amount of this gas-producing powder poured directly into the ant nest kills all ants *instantly!* **CYANOGAS** is simple to use and **AMAZINGLY EFFECTIVE**. A little goes a long way. Keep a supply on hand. Drug, hardware, seed stores carry **CYANOGAS** or can get it for you!

*Reg. U. S. Pat. Off.
30¢—ENOUGH TO KILL A MILLION ANTS

TORO
POWER MOWERS
All Over the World
TORO MANUFACTURING CORP'N.
MINNEAPOLIS, MINN.
HEADS UP FOR VICTORY!

BUGS IN YOUR VICTORY GARDEN?

Use Red Arrow Garden Spray to kill insects in Victory Gardens. Safe when sprayed to humans, birds, pets. 35¢ bottle makes several quarts. Buy Red Arrow Spray where you buy garden supplies.

FREE Send post card for new illustrated "Garden Insect Identification and Control Chart." Address: McCormick Sales Company, Dept. 2A7, Baltimore, Md.

Makes All-Day Standing Easy On Your Feet

If you are on your feet all day -- walking the floor or standing in front of a machine -- just sprinkle Allen's Foot-Ease on your feet and into your shoes every morning. This soothing powder really brings quick relief from the discomfort of tired, burning feet. When feet tend to swell and shoes feel pinched from all day standing, try Allen's Foot-Ease to relieve this congestion. Also acts to absorb excessive perspiration and prevent offensive foot odors. If you want real foot comfort, be sure to ask for Allen's Foot-Ease -- the easy, simple way to all-day standing and walking comfort. Get it today at all druggists.



Good News for Homeowners!
NOW! A New Multi-Use FIBRE PIPE

• Worried about broken drain pipes? Here's the ideal pipe for foundation and sub-soil drainage, septic tank filter beds, house-to-sewer or septic tank lines and a hundred other uses around house, lawn and garden. Light and easy to handle--can be cut to any length with saw. Will not corrode--impervious to root growth. Non-metallic--available now without any priority. Not a substitute--an improvement over tile and cast iron for non-pressure uses. Low in cost, too. Ask your plumbing contractor.

ORANCEBURG FIBRE PIPE

The Fibre Conduit Co., Orangeburg, N. Y. Please send information about Orangeburg Fibre Pipe. Also name of nearest dealer. (AH-7)

Name.....
 Address..... City.....

GOOD PAINT PRESERVES PROPERTY NOW HARD TO REPLACE

PRATT & LAMBERT PAINT
MADE BY THE MAKERS OF "E1" Floor Varnish

PRATT & LAMBERT-INC. • NEW YORK • BUFFALO • CHICAGO • FORT ERIE, ONTARIO

STOP THAT DRIP

No More Damage from Condensation or Sweating Pipes, Tanks, Ceilings, Walls, Wafer Softeners and Air Ducts

NO Drip A SURE CURE


Sensational plastic cork coating prevents condensation drip from metal, concrete, brick, wood, plaster or composition surfaces. Protects metal against rust, prolonging life of pipes, tanks, etc. Forms a moisture-proof, insulation type coating. Apply with brush, trowel or spray. Stucco-like finish that requires no maintenance. A gallon covers about 30 feet of 1/2" pipe.

Get at Hdw., Plumbing, Mill Supply Dealers or send \$1.90 for 1 gal. prepaid (\$2.10 Post of Rockies.)
J. W. MORTELL CO.
524 Burch St., Kankakee, Ill.

FREE NoDrip Handbook
All about condensation drip and its prevention

BASEMENT DAMP?

SOLVAY AIR-DRYETTE, JR.
and
SOLVAY CALCIUM CHLORIDE



... End Dampness, condensation, mold, rusting in work shops, gamerooms, storerooms, dark rooms.

New war model... same patented design as thousands now in use. Small, compact, inexpensive, easy to use. To obtain exclusive patented advantages order Solvay Air Dryette Jr. by the full name. Sold only with Solvay Calcium Chloride. Send for literature and name of dealer. Order now—supply limited.

SOLVAY SALES CORPORATION
Dept. 142A, 40 Rector Street, New York, N. Y.

WASH WATER MIXED PAINT

and All Paint—with **COLDFOAM**
Send 3c for Sample—**SAFE—QUICK—STREAKLESS!**
Makes 2 1/2 Gallons! **SAVOGRAN CO., 7 India Wharf, Boston**
1-lb. 25c (Makes 40 Gals.) At Hardware, Paint, Dept. Stores



Easy CONTINUOUS Sprayer

Less work. Compresses air to continue spray between as well as during plunger strokes. Fits any quart mason jar. Non-corrosive plastic head, nozzle, syphon tube. Sold without jar.



Victory Gardeners FIGHT PLANT DISEASE and INSECTS

A BACK-SAVER Easy Duster

DURABLE LIGHTWEIGHT
With the long tube, dust cloud can be directed between & under leaves without stooping. Easiest & best way to protect low plants—kills insects—repels rabbits

If your dealer cannot supply you, mail order to:
The AMERICAN SPECIALTY Co.—AMHERST, O.
Mfrs. of Farm Equipment for over 20 years
Send Easy Duster Easy Sprayer (no jar)
 Encl. \$1.50 ea. OR C.O.D. plus postage
Name _____ Add _____


spot, use dusting sulphur the same way; for aphids or flea-beetle invasions you can spray with a nicotine sulphate solution or apply fine tobacco dust. If other troubles appear, get any needed information about them (preferably from local Victory garden leaders; but if necessary, write to your State Agricultural College or to THE AMERICAN HOME) and act at once.

Mrs. H. B. Hurd of Missouri contributes this suggestion which fits well into current salvage practices: "For several years, I have each day emptied the household ashtrays into a quart jar, filled it with water, left it for 24 hours and then poured the contents around the plants in the flower border. Any cigarette papers are easily picked up; cigar butts or loose bits of tobacco are left on the ground to be cultivated in. If an accumulation is allowed to soak for more than 24 hours, I dilute the liquid before using it. By this method I cover my garden in about two weeks, except the annual aster beds, which I treat weekly. The tobacco extract prevents root lice and my asters grow beautifully."

We see no reason why the treatment would not be equally good for cabbage, corn, melons, beans, and other vegetable crops subject to soil-insect injury; but definitely not for tomatoes because of the danger of infecting them with a mosaic disease that also affects tobacco and is carried in the leaf.

The aim of aims with vegetable crops is quick, unchecked growth, and their immediate harvest and use the moment the peak of perfection is reached. With most mid-summer crops that peak is synonymous with youth and tenderness. But there are exceptions, such as the tomato and the eggplant, which should attain full ripeness on the plant; sweet corn, whose kernels should be well filled out, and early potatoes which, this year, are not luxuries, but vital food. Official orders in England prohibiting the digging of early potato crops until certain specified dates, in order to prevent the lifting of immature tubers and the securing of less than a maximum yield.

The importance of succession planting, especially in wartime, is emphasized by another English order, which requires that land from which early potatoes have been taken shall be planted, within fifteen days of that harvest, to some other crop for human or livestock consumption. Let's show that we can take a hint and replant too, order or no order—and not only after potatoes, but after every early season crop in our gardens.



MINE TRAIN HAULING LEAD FOR WAR PRODUCTION... FOR HOME PROTECTION

NO way to replace your buildings these days. The thing to do, as the FHA suggests, is give them the protection of a good paint job. And that, of course, means painting with pure white lead. For white lead puts long life into paint, helps paint to lengthen the life of your property by sturdily guarding it against the continuous attacks of weather. In fact, you can't buy a more durable paint than

pure white lead paint.

Yes sir, those mine cars in the picture carry loads of life for your property. For white lead, of course, comes from that valiant and age-resistant metal, lead. And, fortunately, there's no shortage of lead and, thus, of white lead today. Enough white lead is available for all essential civilian as well as wartime needs. So you can go ahead and protect with white lead.

CONSUMERS' INFORMATION

Pure white lead is sold by paint stores in two different forms: (1) as a paste, commonly known as "lead in oil," for use by painters and decorators in mixing their pure white lead paint to order for each job; (2) as pure white lead paint in ready-to-use form, in popular-size containers. You are not confined just to white—white lead can be tinted to a wide range of colors.

White lead is also the backbone of other quality paints. In buying exterior paint it is a safe rule to follow: "the higher the lead content, the better the paint."

LEAD INDUSTRIES ASSOCIATION
420 Lexington Avenue, New York, N. Y.



GET THIS FREE GUIDE to better painting—Send today for valuable booklet "PROPERTY PROTECTION WITH WHITE LEAD PAINT" containing complete information about low-cost quality painting on all types of surfaces.



"If you are a home owner, you have a responsibility to keep that property in good repair. One way in which you can live up to that responsibility is not to neglect necessary painting."

FEDERAL HOUSING ADMINISTRATION

You're money ahead when you paint with

White Lead





VIII Berries



WHO doesn't treasure childhood memories of picking berries? Who doesn't recall the glowing warmth of the sun on the back; the glitter of the dewdrops on the strawberry leaves—and the endless number of the tiny wild berries that it took to fill a two-quart pail; the ecstasy of a mouthful of succulent raspberries or sprightly, dead-ripe blackberries—and the unyielding grip of the thorny stems, or the shock of finding a bee where there should have been only a berry! Such pictures, and visions of rich blueberry muffins, or pie that left telltale stained mouths, rise to mind and add glamor to the sight of the season's first berries. But here is one case in which reality surpasses imagination, where realization can outdo anticipation born of happy recollections. For while some berries are still gathered from the wild in commercial quantities, by far the greater part of those we consume today, either fresh ("out-of-hand" the expression is) or as jams, jellies, and other culinary delicacies, is grown on and harvested from cultivated plants of many improved forms and varieties, both in small home gardens and on huge commercial plantations. The United States can well be proud of its contribution to this situation. For while many of the modern berry varieties—like we ourselves—trace back to Old World ancestors, they are, almost without exception, the results of generous additions of Western Hemisphere blood and of the astute, careful selection, the skillful plant breeding and the intelligent cultivation practiced by American fruit growers, nurserymen, and horticultural scientists.

From the basic nutritional standpoint, with which this series of food monographs is primarily concerned, berries are of importance and value because of their content of minerals (specifically calcium and iron) and, particularly, of Vitamin C. The average adult can obtain the daily requirement of this vitamin by eating sixteen big, red, ripe, fresh strawberries—which certainly is no hardship. And this, of course, takes no account of the wide variety of flavors—mild, brisk, rich, delicate, aromatic, alluring—that make this early summer collection of small fruits such a prominent and popular addition to the diet; an addition that has appeal for both the eye and the palate. While "berries" are emphasized, currants are included because of their timeliness and berrylike qualities; and cherries because they belong to this season. On the other hand, grapes, cranberries, and crab apples, despite some claim to attention in this same category, are more logically grouped with the tree fruits of autumn and will be so considered in a monograph to appear in a later issue.

Reading clockwise, the luscious fruits on these two pages are: Improved blueberry, gooseberry, blackberry, purple-cap raspberry (Sodus), dewberry, sweet cherry (Black Tartarian), boysenberry, currant (Perfection), red raspberry (Latham), strawberry (Barrymore), sour cherry (Montmorency). Granting that currants and cherries aren't "berries," their size, season, and uses place them here



Photographs by Kable Brothers Co. and J. Horace McFarland Co. Two, courtesy R. M. Kellogg Co.



Only 1 woman in 10 knows how!


FRIGIDAIRE

here tells you how to keep
your refrigerator happy!

If there ever was a time to give your refrigerator special care and attention it is now. Like an old friend, it cannot easily be replaced!

Care is especially important in summer. For when the thermometer soars your refrigerator works harder than ever.

No matter what make or model you have, there are many simple things you can do that will help keep your refrigerator cheerfully on the job. Here are a few pointers. There are many more in Wartime Suggestions, Frigidaire's new 36-page booklet that is yours for the asking from any Frigidaire dealer!



If it sulks

Won't run? Do this.—1. Be sure "on and off" switch (if any) is "ON," defroster switch is "OFF," and plug is in wall outlet. 2. Check outlet with a floor or table lamp. 3. Check for blown fuse at meter. 4. If current is on at outlet, insert refrigerator plug again and try moving temperature control to the coldest position.


If nothing happens, call a service man.

Q. Do I ever have to oil and clean the motor?

A. No, if it is a sealed mechanism. Yes, if it is an "Open type" mechanism (usually belt driven). Ask your dealer what kind of oil to use, where to use it and how often. See page 27 of *Wartime Suggestions*.

Q. Does the condenser ever need attention?

A. The condenser is to your refrigerator what the radiator is to your automobile. Dirt and dust interfere with its cooling efficiency and increase the running of the motor. Clean with a long handle brush or vacuum cleaner attachment. Before cleaning the condenser turn refrigerator off by pulling plug from outlet. See page 26 of *Wartime Suggestions*.



Q. Why shouldn't hot dishes go in the refrigerator?

A. Let them cool first. Placing hot foods in your refrigerator may raise the temperature of the food compartment. Wastes current, too. Avoid lengthy and frequent door openings for the same reason. See page 25 of *Wartime Suggestions*.

Q. Does it matter how I open and close the door?

A. Yes. Always use the door handle or opener. Perspiration from your hands causes the rubber seal and cabinet finish, if non-porcelain, to deteriorate. Wash the seal frequently with mild soap and water. See pages 25 and 26 of *Wartime Suggestions*.

Q. Are little nicks and scratches harmful?

A. Better touch them up to avoid rust. Your dealer can suggest the proper touch-up material, and how to use it. See page 27 of *Wartime Suggestions*.



If it misbehaves

Runs but won't refrigerate?—1. Remove plug from outlet. 2. Defrost completely. 3. Start mechanism and check to see if freezer gets cold.

Runs too much?—1. Clean condenser. 2. You may be cooling a big food load or too much warm food. Or freezing a lot of ice cubes. 3. Temperature control may be set "too cold."

If trouble persists, call a service man.




Q. How often should I defrost my refrigerator?

A. When freezer frost gets too thick it acts as an insulator, choking off refrigeration or causing the mechanism to run more frequently. It may also raise food compartment temperatures to the danger point. Always defrost before the frost builds up to $\frac{1}{4}$ " (about the thickness of a lead pencil). For an easy way to defrost your refrigerator in just 15 minutes, see page 28 of *Wartime Suggestions*.

Q. What is the door seal and what does it do?

A. The door seal is the rubber gasket on the inside of the door. When the door is closed it keeps heat out of the refrigerator. The seal should be tight at all times. Check it by closing the door on a narrow slip of writing paper. If you can slip the paper up and down with the door closed on it, the seal is imperfect. If the gasket is worn out, soft and sticky, have it replaced. Tightening the latch or reversing the hinges may also help. See pages 25 and 26 of *Wartime Suggestions*.



If it mopes

Ice freezing too slow?—1. The temperature control may be improperly set. 2. Ice trays may not be resting flat on freezer shelf. 3. Some trays freeze naturally faster than others. Metal trays, for example, freeze much faster than rubber. 4. Trays will freeze faster in some parts of the freezer than in others. Check all of these before calling the service man.

FREE! Get WARTIME SUGGESTIONS from your Frigidaire Dealer



This valuable 36-page booklet answers many other questions about refrigerator care, tells dozens of ways you can make your meal-planning job easier under wartime conditions. Get a free copy now from any Frigidaire dealer. Look for his Frigidaire store sign or find his name in your classified telephone book under REFRIGERATORS—ELECTRIC. Or write to Frigidaire Division, General Motors Corporation, 375 Taylor Street, Dayton, Ohio.

For Excellence



FRIGIDAIRE Division of GENERAL MOTORS

Peacetime Builders of Home Appliances, Commercial Refrigeration, Air Conditioners


Next Month: "Fight All Food Waste!"

THE AMERICAN HOME, JULY, 1943

● blackberry roll



● berry cluster salad



● sour cream
berry muffins



● sugar saving jam




3 cups cleaned strawberries
1 cup sugar

CRUSH cleaned strawberries with a potato masher. Add sugar and cook in a large saucepan. Cook at a rolling boil for 12 min., stirring occasionally to prevent burning. Remove from heat; skim. Pour into sterilized glasses; cover with paraffin. For a thicker jam, cook 15-20 min., but watch it more carefully as thicker jam has tendency to scorch. Best results are obtained when small quantities are made, so never make more than double this recipe at a time. Yield: approximately 3 five-ounce glasses. Raspberries make good jam, too.

For a shorter cooking time, follow the above recipe, cook for 5 min. at a rolling boil, remove from heat and add one-fourth bottle fruit pectin. Let stand 5 min, while stirring and skimming, then pour into glasses.

Tested in THE AMERICAN HOME KITCHEN



Kable Brothers Co.

Although undoubtedly the most popular of berries (and the source of the favorite jam), the strawberry has been grown in gardens for only some 600 years. Improved sorts—probably descendants of the two main New World species—were developed in Europe and brought to this country as early as 1770, but so abundant and satisfying were the wild fruits, that real strawberry culture hardly got under way until early in the nineteenth century. Since then, thousands of varieties have been introduced, and plants of those that have proved their worth thrive in every state of the Union, in Canada, and Alaska.

Second in popular esteem and certainly the most delicately flavored of small fruits, the raspberry represents the large and variable group called brambles, which includes also the blackberries, both bush and trailing kind; the loganberry, a trailing, red-fruited species, not hardy enough for widespread cultivation and whose acidity renders its fruit most useful for canning, drying, and juicing; the dewberry, another trailing species, producing large, dark-colored fruits somewhat earlier than blackberries; and interesting new hybrids such as the boysenberry, which resulted from the combination of the three foregoing types and whose huge, flavorsome purplish fruits are very juicy. Raspberries include, of course, the familiar red kinds, the so-called black-caps, purple-fruited hybrids and recently developed yellow or orange varieties. All the brambles are especially desirable for home gardens wherever there is room and conditions are suitable, because the berries are at their very best when fully ripened on the plant. This cannot be done when a crop is to be shipped and marketed. Nevertheless, they are grown commercially in great quantities both to supply city markets during their season and for quick freezing; and the making of jams, jellies, preserves, and juices.

While there are native American currants and gooseberries, Old World species have played a major part in the development of today's varieties, which in this country are most favored for jam- and jelly-making. Our blueberries and huckleberries (often confused but distinguishable by the many tiny seeds of the former and the ten large, horny seeds of the latter) are true Americans. Wild plants still yield the bulk of the commercial crop, but named varieties with much larger and superior fruit are being increasingly grown in gardens and on plantations.



FLAVOR?
YES, MA'AM...

You can to suit your taste. Controlled flavor! Only in home-canned foods may you have exactly the home-cooked taste you like best. Fruits and vegetables from Victory Gardens provide a generous supply of vitamin-bearing foods for winter if you follow instructions carefully and use BALL jars. If your dealer cannot supply the type of BALL jars and caps you prefer, try another style made by BALL—the "Ideal", or BALL Mason jars with Vacu-Seal or No. 10 Glass Top Seal closures. But for safe, successful canning, always

USE...

Ball
JARS,
CAPS & RUBBERS



BALL BROTHERS CO.
Muncie, Indiana, U. S. A.



The BALL BLUE BOOK! Send 10¢ for Ball Blue Book of canning and preserving recipes. Includes instructions for canning vegetables in hot water bath and pressure cooker.

YOU WON'T BE HUNGRY IF YOU CAN!

EVERYBODY LIKES TO EAT
WITH THIS CLEAN **WOOD SPOON**

★ HOSTESS ★ WORKER
★ SOLDIER ★ SODA BAR
★ LUNCH COUNTER




4 SIZES

O. W. D. Ritespoon squarely meets the nation's need for a strong, rigid, sanitary single-use eating utensil. Made of naturally pure hard wood. In bulk for volume users. In 10-cent sealed packages for home and picnic. O. W. D. Ritespoons to match. Your retailer has them. Oval Wood Dish Corporation, Tupper Lake, New York.

THE TRUE SHAPE OF TABLE SILVER™

Ritespoons



● blackberry roll

Preparation time: 55 min.

2 cups sifted enriched flour	1/3 cup cold water
1 tsp. baking powder	2 1/2 cups blackberries
1/2 tsp. salt	1/2 cup sugar
1/2 cup shortening	3 tbsp. flour

SIFT flour, baking powder, and salt into a mixing bowl and cut in shortening until mixture resembles coarse cornmeal. Add cold water and roll into an oblong sheet 1/4" thick. Trim off uneven edges. Mix blackberries with sugar and flour and spread on pastry to within 2 inches of all sides. Roll like a jelly roll and carefully tuck in ends to prevent juice from escaping. Place on a cookie sheet or baking pan with shallow sides and bake in a moderate oven (375°F.) 40 min. or until pastry is lightly browned. Serves 6 generously and may be served warm or cold.

390 cal. per serving. Source of Vitamin B complex.

Tested in THE AMERICAN HOME KITCHEN

● berry cluster salad

Preparation time: 25 min.
(allow 2 hrs. for chilling)

8 pear halves	4 1/2 tbsp. top milk
8 galax or lettuce leaves	Boysenberries or blackberries
4 1/2 oz. cream cheese	

SELECT 8 pear halves. If fresh pears are used, remove core and peel. Place rounded side up on a galax or lettuce leaf. Soften cream cheese with top milk and whip until fluffy. Ice pear halves with cream cheese. Place berries on pears to resemble bunches of berries. For a realistic touch place a galax stem in the end of each pear. Chill thoroughly. Makes a refreshing party salad which may be made ahead of time. Serves 8.

119 cal. per serving. Source of Vitamins A, B complex and C.

Tested in THE AMERICAN HOME KITCHEN

● sour cream berry muffins

Preparation time: 30 min.

2 cups sifted cake flour	1 cup thick sour cream
2 tsp. baking powder	1/2 cup milk
1/2 tsp. salt	1 egg, beaten
1/2 tsp. baking soda	1 cup blueberries, thoroughly drained
1/4 cup sugar	

RESERVE 1/4 cup flour and sift remaining with baking powder, salt, soda, and sugar. Mix sour cream, milk, and egg together and barely mix with dry ingredients. Dredge blueberries in the reserved 1/4 cup flour and add to muffin mixture. Do not overmix. Bake in oiled and floured muffin pans in a hot oven (425°F.) 15-20 min. Makes 18 small or 12 large muffins. 92-138 cal. per serving. Source of Vitamins A and B complex.

NOTE: If thin sour cream is used, milk may be omitted. To reheat, place in a brown paper bag and put in a hot oven (425°F.) for 5 min.


Tested in THE AMERICAN HOME KITCHEN

● sugar-saving preserves

Preparation time: 30 min.

3 cups raspberries or strawberries	1 cup sugar
------------------------------------	-------------

SELECT large, firm berries: wash, drain, and remove hulls. Measure berries after they are prepared. Place one cup berries in a saucepan with the sugar and cook at a rolling boil for 10 min. Then add whole perfect berries, bring to boiling point, and boil 5 min. longer. Remove from heat and let stand 5 min., stirring occasionally to keep berries from floating. Pour into sterilized glasses; cover with paraffin. Makes approx. 3 six-oz. glasses. This recipe may be doubled, but do not cook in larger quantities as the timing will not be the same. 355 cal. per glass.



Tested in THE AMERICAN HOME KITCHEN

This month it's a Sunbonnet Garden Party

YES, this time it's a gay, summery sunbonnet party which is just the thing to have if you owe the garden club a return engagement. The best part of this party is the sumptuous food which you see pictured, and the fact that the menu uses very, very few precious points. Actually everything except the pink lemonade has cream cheese in it. But you needn't think it's monotonous, because every dish has a distinctive flavor of its own, and every one looks different.

But we're getting away ahead of our story. To start with the beginning, you wish to have some friends in for a luncheon party and after the shudders have subsided at the mere thought of entertaining when points are more valuable than gold nuggets, you plan a pointless or nearly pointless menu (and no puns, please!). You think of a pink and green party because, after all, pink and green just seem to go with summer days, like strawberries and pink lemonade, and remind us of things that are cool and refreshing.

Filled pink sunbonnets with perky ribbon bows are easily made. Follow the directions as given and you'll have the same kind of sunbonnets made of crisp crepe paper. Make as many as you wish but be generous enough to supply each guest with one,

Menu

Summertime Potato Salad

Party Sandwiches

Tomato Rose Salad
with Cheese Deviled Eggs

Strawberry Festival Cake

Creamy Strawberry
Petits Fours

Pink Lemonade

Photographs,
F. M. Demarest





Yes Jams and jellies are wholesome sweets, rich in food energy. It's worth saving up sugar to make all you need—and be sure to find out how to get your extra sugar!

And here's a tip from a jelly champion... Try the **certain** way to jell all fruits—with **CERTO**... Get the **CERTO BONUS** of 4 extra glasses from the same amount of fruit!

1st "You needn't be afraid, with Certo, to start making jelly this year just as soon as you can get berries or fruit," says Mrs. T. A. Parker, whose beautiful jellies and jams, made with Certo, won First Prize at the Colorado State Fair last year. "You won't waste your fruit and sugar—for Certo, the famous pure fruit pectin, makes it easy to jell all fruits. And—for further certainty—since all fruits can't be handled alike, the recipe book that comes with each bottle of Certo contains specific directions for each kind—80 separate recipes!

"Certo is a time-saver, too! Only ½ minute boil for jelly, with Certo—a minute or so for jam! You're all

through 15 minutes after your fruit is prepared. This short boil, with Certo, saves fuel and gives you shimmering, clear jellies that taste, luscious—like fresh fruit!

"But those 4 extra glasses are the big saving from this short-boil method with Certo! You get 11 glasses of jelly from the same amount of juice that yields only 7 by the old, long, 'boil-down' way. How's that for stretching your fruit juice...

and filling jelly shelves fast with nutritious treasure for bleak winter days? You'll find your jelly costs less per glass, too!"



CERTO TAKES THE UNCERTAINTY OUT OF JELLY-MAKING... SAVES TIME... STRETCHES FRUIT!



Mrs. T. A. Parker
Cathian, Colorado

11 instead of 7—THE CERTO BONUS

RUTH A. EBEL
BELLE CASE HARRINGTON



To make sunbonnet:

1. Out of light-weight paper cut brim as in pattern A.
2. Cover both sides of brim with pink crepe paper, pasting along edges to hold paper firm.
3. Make a 3-inch-wide ruffle of crepe paper; gather down the center. Ruffle should be 13 inches long when finished. Paste on three outer edges of brim.
4. Cut crepe paper crown as in pattern B. Gather on dotted lines as indicated on drawing. Stitch to brim with seam inside for neat finish.
5. Gather back of crown to shape bonnet. Attach ribbons tied into bows to each side of bonnet.



Contributing to Our Party

CHINA, Apple Blossom pattern, by Theodore Haviland and Co. GLASS, Tear Drop pattern, by Duncan and Miller Glass Co., courtesy B. Altman, New York. SILVER, Grand Colonial pattern, by R. Wallace and Sons Mfg. Co. LINEN, green cloth and napkins by Falloni and Cohn, courtesy Carson, Pirie and Scott, Chicago

probably not to wear but at least to take home. As you will notice, we used four small sunbonnets and one large sunbonnet for the center. These were filled to overflowing with enchanting pink sweet peas. Arranged on a green linen tablecloth, the effect is indeed summery-looking.

But let's talk about the food. This is an adaptable sort of buffet luncheon which may be served in the garden, on the terrace or porch, or in the house regardless of the kind of weather which descends on the day of days. We used a large platter for arranging eight tomato rose salads which have cheese-stuffed deviled eggs snuggled in the crevices. Yes, you can make the petals on the tomatoes very simply by swooping down on the tomato a teaspoon filled with softened cream cheese. A petal of cream cheese will form on the tomato. Continue around and around and you'll have the tomato covered with petals. Perhaps the first one you try won't be perfect, but the adage of "practice makes perfect" works here.

For the cheese deviled eggs, mash the cooked yolks with cream cheese and enough pickle juice for softening the mixture. Add salt,

pepper, and paprika for seasoning and color. Arrange the filled eggs around the tomato roses which are resting on beds of watercress or shredded lettuce.

The summertime potato salad is particularly refreshing with its spices and vinegar seasoning, and the salad dressing has a base of cream cheese, believe it or not! Arrange lettuce leaves in a bowl and fill with the salad. For the large plate of sandwiches which are partylike in their size and texture, two kinds were made. Hard rolls were scooped out and filled with a tantalizingly flavored cream cheese. The filled rolls are chilled and sliced thin just before serving time. The result is delectable!

You've never made rolled or pinwheel sandwiches before? Simply cut bread the long way, trim the crusts to save for a bread pudding, and spread with a cream cheese mixture heavily blended with chopped watercress. Roll like a miniature jelly roll, hold together with toothpicks, and chill. Before serving, slice thin.

The *pièce de résistance* which will bring "oh's" and "ah's" and win you wide acclaim is the strawberry festival cake with creamy strawberry *petits fours* placed

around the edge. Yes, dear reader, the icing on the cake is whipped cream cheese! And the creamy strawberry frosting for the *petits fours* is made of cream cheese and chopped fresh strawberries!

In this entire luncheon menu, everything can be prepared in advance. You'll not be too tired to enjoy the party with your guests. Oh, yes, the pink lemonade is colored with fruit juice to make it pretty!



● **fresh berry pudding "quicke"**

2 2/3 cups liquid
1 tsp. salt
1/2 cup Farina

Preparation time: 20 min.
(make in morning to allow time for chilling)

BRING liquid (either water or milk) and salt to a boil and sprinkle in Farina so liquid does not stop boiling. Stir constantly until thickened and cook for 5 min. Pour into a decorated mold or a plain deep mixing bowl which has been rinsed in cold water. Chill thoroughly.

Berry sauce:

1 cup blackberries
1 cup strawberries
1/2 cup sugar

Mix blackberries, strawberries, and sugar together in a sauce pan and bring to boiling point, stirring occasionally to prevent burning. Boil rapidly for 10 min. and remove from heat. Unmold pudding and serve with hot or cold berry sauce. A healthy old-time dessert which takes very little time and effort. Make it in the morning and don't have last minute worries about a dessert. Serves 6.

186 cal. per serving. Source of vitamins A and B complex if made with milk. Tested in THE AMERICAN HOME KITCHEN

Preparation time: 10 min.
(chill 2-3 hr.)

● **party sandwiches stuffed rolls**

HOLLOW out 6 small hard rolls with an apple corer. Mix 3 oz. cream cheese with 2 tbsp. horseradish, 2 tbsp. catsup, and 2 tsp. minced onion and fill rolls. Wrap in waxed paper and chill in refrigerator. Just before serving, cut in thin slices and arrange on chop plate.

Green and white pincheels

Soften 3 oz. cream cheese and mix with 1/2 cup chopped watercress and 1 tsp. minced onion. Tint lightly with green coloring. Cut a loaf of enriched bread in lengthwise slices and spread with cream cheese mixture; roll like a jelly roll. Hold together with tooth picks; wrap in waxed paper and chill. Slice just before serving. Filling makes enough for six long slices of bread.


Tested in THE AMERICAN HOME KITCHEN

● **summertime potato salad**

FOR a spicy potato salad just right for summer, mix 6 tbsp. cream cheese, 4 tbsp. pickle juice, 2 tbsp. vinegar and 1/2 tsp. onion juice until smooth. Blend in 1 tsp. salt, 1 tsp. dry mustard, and 1/2 tsp. paprika and pour over 3 cups cubed potatoes. Mix lightly until potatoes are completely covered with dressing but not broken. Chill thoroughly and serve on lettuce leaves. Serves 4 generously.

216 cal. per serving. Source of vitamins A, B complex, and C.

Tested in THE AMERICAN HOME KITCHEN



● **strawberry festival cake strawberry petits fours**

Preparation time: 10 min.
(bake 30 min.)

2 1/4 cups sifted cake flour
3 1/2 tsp. baking powder
1 tsp. salt
1 1/2 cups sugar
1 cup milk
1 tsp. vanilla
1/2 cup soft shortening
2 large fresh eggs

STIR all dry ingredients into mixing bowl. Measure vanilla into milk; add shortening and 2/3 of milk to dry ingredients. Mix with electric mixer on slow-medium speed (or beat with a spoon) 2 min. by the clock. During mixing, scrape batter from sides and bottom of bowl frequently. Add remaining milk and eggs (unbeaten). Mix 2 min. longer by the clock. Pour into 2 oiled 9" round cake pans; bake in mod. oven (350°F.) 30 min. Remove from oven, let stand a moment; then turn onto cooling racks. One layer serves 8-10. 225-318 cal. per serving, with icing.

Cream Cheese Icing

Beat until fluffy 6 oz. cream cheese, 3 tbsp. top milk and 2 tbsp. confectioners' sugar. Spread on one layer of cake. Arrange halved strawberries on top and sides.

Creamy Strawberry Petits Fours

Cut second layer in squares, diamonds, and triangles. Mix 6 oz. cream cheese with 1/4 cup crushed strawberries and 3 tbsp. confectioners' sugar and beat until fluffy. Spread on tiny cakes, icing sides first, then top. Decorate with strawberries and parsley. Makes about 16 cakes. 150 cal. per cake. Source of vitamins A and B complex.

Preparation time, 8 min.

Preparation time, 15 min.

Tested in THE AMERICAN HOME KITCHEN
Cake, courtesy of GENERAL MILLS

WE KNOW HOW TO KEEP FOODS FRESH



"THANKS TO our Victory garden, we aren't worried about rationing. We always have plenty of fresh vegetables in our house. And, thanks to our new Coolerator—the washed air refrigerator—we can always keep 'em garden fresh and preserve their natural goodness and flavor."

"BECAUSE Coolerator has 4-way circulation of washed air and uses ice in a new way, foods stay fresh longer, precious vitamins are protected, and food odors carried away. No need for covered dishes."



"HIGH, wide and handsome, too! Yes, Coolerator is a big family size refrigerator. Beautifully designed. Easy to keep clean. And we always have plenty of pure, taste-free ice for beverages and salads."



AND LOOK at that price tag—only \$72.75* f. o. b. Duluth. Although busy with war work, The Coolerator Company has additional capacity for making this new refrigerator which fully meets WPB requirements. See your Coolerator dealer, or your ice company today, or write The Coolerator Company, Dept. AH3, Duluth, Minnesota.

\$72.75*
F. O. B. DULUTH

*The suggested retail price may be charged only by anyone reselling this article if the maximum price for that article as established by the person so reselling under the appropriate OPA regulations is at least equal to this suggested retail price.

Save with Coolerator and buy War Bonds and Stamps

Coolerator
WASHED AIR REFRIGERATOR

It's a Coffee Lover's
PRIDE and JOY!



If you own a KitchenAid Electric Coffee Mill you're lucky! You buy coffee in the whole bean; you buy War Stamps with what you save! You grind just enough for each meal. That means real freshness, flavor, fragrance—and a better cup-per-day, every day. All these benefits mean more than ever now during coffee rationing—and they'll still be your pride and joy when the war is over.

Of course, we can't sell you a KA Mill or Mixer now; we're 100% on war work—but they're worth saving for until we can again serve you.



Another KA product
—Household Mixer

Save WAR STAMPS for a
KITCHENAID
COFFEE MILL

THE HOBART MANUFACTURING CO.
TROY, OHIO

A Table for Backyard Picnics



Originally designed for Michigan's famed roadside parks. With it you can enjoy outdoor picnics without driving to distant picnic grounds. Send stamp for Color Catalog.

Michigan Roadside Table Co., Pontiac, Mich.

REMEMBER THE CHORE GIRL!



Famous knitted copper pot-cleaning ball. She'll be back again when copper's available.

METAL TEXTILE CORPORATION Orange, N.J., U.S.A.

EVERBEST
Preserves and Jellies

SEEDLESS BLACK RASPBERRY JAM

We've removed every pesky seed, leaving you only the smooth deliciousness of blackraspberry, full of garden-fresh flavor.

Serve it as your own with pride. You have never tasted a better jam!



Please be patient if your grocer is temporarily out of EVERBEST PRODUCTS. Our armed forces must come first!



And good for
little children!

• strawberry festival cake
strawberry petits fours

If you're looking for a "quickie" cake pretty and delicious, this is your dish! It has a superb icing made from cream cheese, top milk, a little sugar and fresh fruit. Men like it enough to ask for second pieces. Of course it's nutritious for children. And when you want something special for company, we'll highly recommend this cake



• fresh berry pudding "quickie"

Since plenty of cereal is available use it frequently. Here we suggest a farina pudding. Mold in fancy shapes or in a bowl. Serve with a fresh berry sauce, using any berries that are available—or this same dessert could be accompanied by any fruit sauce. This kind of "quickie" dessert is satisfying, nutritious, and economical, too!



• tomato rose salad

Peel well-shaped tomatoes and chill. For 6 tomatoes, soften 6 oz. cream cheese and form rose petals by pressing level teaspoons of softened cheese against side of tomato and drawing teaspoon down. Make two rows of petals. Garnish with hard-boiled egg yolk, put through a sieve, and arrange on bed of watercress—a summer bouquet!



• party sandwiches

Hollow out hard rolls; stuff with cream cheese seasoned to taste. Chill; slice into thin sandwiches. They are easy to eat and colorful, too, for children's or grown-ups' parties. Another kind of sandwich is made by blending watercress with cream cheese, spreading on long, thin slices of bread and rolling. Chill and then slice



What did teacher have



George Retzler

you haven't got?

LUCILE TAYLOR TIEFEL

I WAS at my wit's end with Bobby—he just *wouldn't* eat the right foods! Ever since he was a tiny baby I'd been attending nutrition lectures and studying books and magazine articles on child feeding—but at age four my pride and joy balked like a little colt when the things I knew were “so good for him” were put on his plate. I tried everything — garnishing his carrots, or disguising them; slipping cabbage in with mashed potatoes, which he loved; having Daddy consume quantities of spinach with a (slightly strained) grin. Nothing doing! Bobby mouthed his food for painfully long moments, or actually spit it out; and often half of the food on his plate would go untouched.

Last fall Bobby started nursery school. Miss Wright, his teacher, in one of her parents' reports, remarked on Bobby's “fine spirit of cooperation,” and concluded, “He eats everything that is put before him at lunch-time, and even asks

for second helpings.” My jaw dropped as I remembered the Battle of the Vegetables. Not long after, when I happened to be down town at the nursery school lunch-time, I couldn't resist slipping in unnoticed to see for myself. There



“You don't expect me to eat *that* stuff, do you?” “Oh, no, that's Baby's food”

sat Bobby, methodically taking bite after bite of the food he so disliked, until every morsel on his plate had disappeared!

I couldn't wait to corner Miss Wright after the session. “How do you do it?” I demanded in amazement. “You must have him mesmerized! It must be magic!”

MAKES 6 SERVINGS—

Prem *and this pineapple* tempter




Halve a pineapple (or melon) lengthwise. Remove center, dice, mix with chilled fruits and dressing. Replace in shell, top with strawberries.



IT'S A colorful eye-ful. Just the thing to rouse heat-jaded appetites and—what's more—supply proper hot weather nutrition. From each can of Prem, you get 12 whole slices, providing proteins, minerals, and B complex vitamins. There's no waste with Prem. It's all meat, delicious meat, sugarcured the exclusive Swift's Premium way. A good “point” buy.

SUGAR-CURED by the makers of Swift's Premium Ham

the ship
A DUMMY
brought home



Here she comes, safe home at last, with jagged scars to show the hell she came through safely. It was the speedy, efficient handling of the guns that did it. Such skillful gunnery comes only with practice, and practice requires the dummy fuzes and practice cartridges which occupy a large part of Railley's production facilities—now fully devoted to the war effort—that once gave you the famous Pin-It-Up Lamp. When the war is over, your favorite store will once again offer you Pin-It-Up Lamps, attractive shades and lighting accessories, as well as other products—new products—Railley is now planning for peace-time living.

IF WORK WILL WIN, WE'LL WIN

Railley
CORPORATION - CLEVELAND, OHIO
ORIGINATORS OF THE
PIN-IT-UP LAMP

X-RAY PARTS • GAS PROOF COVERS • SAFETY DOOR SHIELDS • DUMMY FUZZES • PRACTICE CARTRIDGES

"She's a delightful hostess"
"Yes. But her toilets..."



Keep it clean!

There's no excuse for toilet bowls that offend. Sani-Flush takes all the hard work out of toilet sanitation. It's quick, easy. Removes stubborn stains and the recurring film where toilet germs lodge. Cleans away a cause of toilet odors. Use it at least twice a week.

Don't confuse Sani-Flush with ordinary cleansers. It works chemically. Even cleans the hidden trap. Cannot injure septic tanks* or their action and is safe in toilet connections when used as directed on the can. Sold everywhere. Two handy sizes.

FREE* For Septic Tank Owners

Septic tank owners don't have to scrub toilets, either! Tests by eminent research authorities show how easy and safe Sani-Flush is for toilet sanitation with septic tanks. For free copy of their scientific report, write: The Hygienic Products Co., Dept. 15, Canton, Ohio.



Sani-Flush

CLEANS TOILET
BOWLS WITHOUT
SCOURING

Guaranteed by
Good Housekeeping
if defective or
not as advertised return

STOP LOSS FROM DAMPNESS use DRIER-OUTER

Mold, mildew, rust are destructive. DRIER-OUTER dries out excess moisture. Closet and basement sizes. Buy it at department and hardware stores. A product of PURITAN CHEMICAL CO., ATLANTA, GA



FOOD MILL SAVES CANNING TIME

TOMATO JUICE—Strains bushel tomatoes in 20 minutes.
APPLE BUTTER OR SAUCE—Strains bushel apples in 30 minutes. No coring, no peeling. Needs less sugar. 25% greater yield.
GRAPES, BERRIES, PEACHES, PLUMS—Crushes or strains all fruits for jams in half time.
BABY FOODS—Strains fresh vegetables, fruits quicker, cheaper.
FOLEY FOOD MILL \$1.25 at dept., hdwe. stores or send coupon. **MASTER SIZE FOOD MILL, 5 qt. capacity, 4 times faster, \$4.95.** **FOLEY CHOPPER, spring-action with 3 knife-sharp, stainless steel blades, 59c.**



FOLEY MFG. CO., 75 Second St. N. E., Minneapolis, Minn.
Send free recipe circular.
I enclose \$1.25 Food Mill or 59c Chopper.
I enclose \$1.84 both Food Mill and Chopper.
I enclose \$4.95 Master Size Food Mill. (Your order sent postpaid.)
Name.....
(Write address plainly in margin)

Miss Wright laughed. "Oh no—it's not magic! Our principles are quite simple. For instance, we see that lunch-time is very regular. Many times a child won't eat because he isn't hungry. When his system becomes adjusted to certain mealtimes, and somehow the routine is disrupted, neither his mind nor his stomach is prepared for eating. Food isn't interesting."

"We've found, too, that if active children like your Bobby have a brief period of rest in a darkened room before a meal, they eat more readily and digest their food more easily."

"I still can't believe he was actually eating what he refuses at home—cleaning his plate and asking for more!" I said.

"We serve the children the same simple, wholesome foods you include in Bobby's meals at home, but we take pains to present them in the most attractive way. Color fascinates children, so we try to have foods of several colors on their plates. And the texture of food has a great deal to do with its interest. We give them a variety—crisp, mushy, chewy, and so on. Meals are simple, you see, but attractive."

I hoped I didn't look as guilty as I felt. Only the day before, when dinner was served, there had been an explosive bellow from Daddy: "Surely you don't expect me to eat THAT STUFF!" pointing to a dish of—I must admit—watery, nondescript greens. "Oh no," I'd replied, "that's Baby's food," clearly implying that Baby could like it or lump it—it was good for him! I should hardly blame the child for rebelling.

"We use a restaurant technique of appealing to our 'customers,'"




DO :: Try to have a brief rest period before meals for active youngsters

Miss Wright was saying. "We call each dish by its full name. It's never just plain cabbage—it's creamed cabbage, buttered cabbage, or scalloped cabbage. If the child has formed an unpleasant association with one, he may still

think of the others as entirely different vegetables, and enjoy them.

"As to Bobby's cleaning his plate, we treat it as a matter of course. 'Everybody does it!' An empty plate is as good as coin of the realm when he wants his dessert. We don't coax him to eat more than he wants, but if, after dessert, he's still hungry, he knows he can start all over again. Desserts for runabout children are neither rich nor highly sweetened,



DO :: Serve meals on strict schedule

so this 'backwards' procedure doesn't bother him in the least."

"The children were very quiet when I came in," I remarked. "Bobby and his little friends *en masse* aren't usually so self-contained even while they're eating!"

"They carry on little conversations," Miss Wright told me, "but for the most part they devote themselves to the serious business before them. I'm on hand to help if I'm needed, but I keep pretty much in the background. The mechanics of eating is simplified as much as possible—food is served already broken or cut into pieces the children can manage. They like the grown-up, independent feeling of managing for themselves."

"So that there will be some carry-over from our nursery school program into Bobby's home, we send you suggested menus every week," Miss Wright told me. "They're based on a child's daily nutrition requirements, some of which are met in the meal we serve him here. One adequate meal a day is good, but three are better, we're sure you mothers will agree!"

As I stood up to go, I gave Miss Wright a relieved smile. "I came down to see what you have that I haven't got! Now that you've told me a few things, I can see that my problem child's trouble was his problem mother! Looks as though the Battle of the Vegetables is over!"



Waste Not... Want Not

This age-old adage is as true today as in grandmother's time. Food rationing and conservation demand that every ounce of food be utilized. Women throughout the country have long recognized the inestimable value of

THE SETTLEMENT COOK BOOK

The Way to a Man's Heart

Always geared to meet the needs of the times whether in peace or war, the 3000 recipes tested in a home kitchen offer a wealth of material from which to plan nutritious meals. There are Menus for Meatless Dinners, Vegetable Plates, Brunches and Summer Luncheon Menus, easy on ration points and time-saving. Or you can plan your own menus from the basic food groups and give your family all needed vitamins and minerals. Rules for rendering fats and the use of leftovers are especially recommended for the duration. Victory gardeners will find every method of Canning, Preserving, Pickling and Drying as well as sugar saving suggestions, all of which have given satisfaction.

Always up-to-the-minute, the latest edition of The Settlement Cook Book (the 24th) is indispensable in every type of household. At your dealer or send check or money order direct.

THE SETTLEMENT COOK BOOK CO.
715 N. Van Buren St., Milwaukee, Wis.



Can't Keep Grandma In Her Chair

She's as Lively as a Youngster—
Now her Backache is better


Many sufferers relieve nagging backache quickly, once they discover that the real cause of their trouble may be tired kidneys.

The kidneys are Nature's chief way of taking the excess acids and waste out of the blood. They help most people pass about 3 pints a day.

When disorder of kidney function permits poisonous matter to remain in your blood, it may cause nagging backache, rheumatic pains, leg pains, loss of pep and energy, getting up nights, swelling, puffiness under the eyes, headaches and dizziness.

Don't wait! Ask your druggist for Doan's Pills, used successfully by millions for over 40 years. They give happy relief and will help the 15 miles of kidney tubes flush out poisonous waste from your blood. Get Doan's Pills.

WHEN YOU CHANGE ADDRESS—Be sure to notify the Subscription Dept. of THE AMERICAN HOME at 251 Fourth Ave., N. Y. C., giving the old as well as the new address, and do this at least four weeks in advance. The Post Office Department does not forward magazines unless you pay additional postage.



More than a million lucky homemakers are glad they own these modern waterproof ironing pads. They save clothes, work, time and reduce electric bills. See your dealer. A Product of SUNLITE MFG. CO. Milwaukee, Wisconsin

Sunlite
Waterproof
IRONING PADS

"HERE IN HAWAII..

you've no idea what our Health-for-Victory Club means to us women"

says Mrs. Adrian Engelhard, homemaker for 7 war workers at strategic American bases

They're not missing a bet in Hawaii. "We'll work all day . . . and all night, too, if necessary," say the determined civilians at Pearl Harbor. And that's just what they're doing.

Meantime the womenfolk know it takes good nourishing food to build strength for such a schedule. And many essential foods are scarce. That's why the mothers, wives and landladies of the civilian workers at Pearl Harbor and on other big war projects were doubly grateful when the Hawaiian Electric Co. started a Health-for-Victory Club.

Through the Club they learn which available foods will give their folks the vitamins and minerals and food elements they need to keep in fighting trim. They find out how to substitute Island-grown breadfruit, mangoes, papayas and poi for mainland produce wherever practical.

From Honolulu to New England thousands of women are eagerly learn-

ing how to eat for health through H-for-V Clubs. Over 750 top-flight war plants and other organizations have sponsored them already. Meetings are held monthly. New Meal Planning Guides, giving menus and recipes for every meal, are distributed each month. Menus are planned with ration points in mind, and low-cost average food budgets. Yet they pack plenty of appetite-appeal, too.

The professional homemakers at the Westinghouse Home Economics Institute prepare everything needed for the H-for-V program. They've also prepared a simple, easy-to-read booklet, "THE ABC'S OF EATING FOR HEALTH," for all women, H-for-V members or not. You'll find it a real help in planning health-building meals for *your* family.



Mrs. Miriam Emery, home economist and director of Hawaiian Electric's H-for-V Club, tells Army mess sergeant how she revised H-for-V menus to incorporate Island foods, like the breadfruit in picture.

Mrs. Manuel Vasconcelas prepares lunch box meals for her sons. She knows the importance of H-for-V menus for workingmen.



Mrs. Andrew Kahelehaipute Fellezs, wife of machine operator at a Hawaiian military base, signs up as member of Honolulu charter H-for-V Club.

Hawaii's Homemakers regularly crowd helpful H-for-V meetings, held monthly.

FREE! THE ABC'S OF EATING FOR HEALTH
This 16-page book contains the practical rules for planning nourishing meals on which the H-for-V Club is based. Written in simple, nontechnical language. Send for free sample copy.
WESTINGHOUSE ELEC. & MANUFACTURING COMPANY
384 Fourth Street
Mansfield, Ohio




TUNE IN ON JOHN CHARLES THOMAS, WESTINGHOUSE PROGRAM, NBC, SUNDAY AT 2:30 P. M., E. W. T.

A CONTRIBUTION TO AMERICA'S WAR EFFORT BY

Health-for-Victory Club

Westinghouse

ELECTRIC APPLIANCE DIVISION





So very important to your child

One of the great advantages you can give your children is hair well cared for in early years . . . shampooed regularly with Packers Tar Soap.

Mothers have depended on Packers through three generations. No other soap is safer. *And shampoos with Packers average less than a penny*—about one-fourth the cost of bottled shampoos.

You will welcome its rich pine-cone color . . . its fresh, piney odor . . . its heaping creamy lather that cleanses so gently and rinses so easily. Get a 25¢ or 10¢ cake today.



Shampoo with **PACKERS TAR SOAP**


GIVES FOOT COMFORT QUICKLY!
 ● Tired, aching feet are made happy by a MU-COL foot-bath . . . used regularly by many hospital trained nurses for many hygienic benefits. MU-COL is an inexpensive powder, quickly soluble, safe for family use. Sample free by mail.

MU-COL THE MU-COL CO.
 Dept. AH-73, Buffalo, N. Y.

Must YOU

FOREGO SUMMER SPORTS

Because of—



PSORIASIS

Is summer a continuous heartache to you? While others are enjoying the thrills of outdoor sports and pleasures, are you merely an unhappy onlooker because of ugly psoriasis lesions? Then why not try **SIROIL**? **SIROIL** tends to remove the crusts and scales of psoriasis which are external in character and located on the outer layer of the skin. If or when your psoriasis lesions recur, light applications of **SIROIL** will help keep them under control. Applied externally, **SIROIL** does not stain clothing or bed linen, nor does it interfere in any way with your daily routine. It is sold to you on a two-weeks'-satisfaction-or-money-refunded basis.

SIROIL AT ALL DRUG STORES

Write today for interesting booklet on Psoriasis

Siroil Laboratories, Inc., Dept. H-6, Detroit, Mich.
 Siroil of Canada, Ltd., Box 488, Windsor, Ont.
 Please send me your free booklet on Psoriasis.

NAME _____
 ADDRESS _____
 CITY _____ STATE _____

EVEN though we think of summertime as play-time, there is work to be done, and especially this year. You can create a play-time illusion, though, by spruzzing up in crispy, frilly aprons, or clever variations on the garden work clothes theme. You can sit under the shady trees and crochet yourself simple, but oh-so-smart cotton sweaters that are elegant with skirts, shorts, or slacks. You can make yourself a wonderful Burmese shopping bag, with a broad shoulder strap that stays put even while you bike.

A613: A cardigan and a crew shirt, all in the same package. Full directions for crocheting both gaieties for your mid-summer wardrobe, 15 cents

A612: One of the most useful and be-pocketed work aprons we've run into, made from an old drapery! Diagram for cutting and making, 10 cents



AMERICAN HOME PATTERN A613

AMERICAN HOME PATTERN A612

Dreamed up by Elizabeth Baxter Caldwell

IN THE GOOD OLD



Sketches by Clare McCanna

3332: A smart cover-up apron that you can wear with or without a blouse takes 3 5/8 yds. 35" fabric for 16-18. And a simple tea apron in the same package. Do it in the new appliqué or patchwork fabric, or plain, with 6 5/8 yds. rick-rack or bias binding trim. 1 7/8 yds. 35" fabric. Advance Pattern, 25 cents

3333: Daughter versions of pinafores in 3332 and 3313. The checked one takes 1 3/4 yds. 35" in size 4, and the frilly one takes 1 yd. 35" material and 2 5/8 yds. embroidery edging. Advance Pattern, 25 cents

3313

3333

Clare McCanna

A614: A magic hat. From the same simple basic pattern, you can make three versions that can be varied indefinitely by using gingham to match your dress, wool or velvet for winter, tacking on flowers, bows, or whatever pleases your fancy. Adaptable to mother-and-daughter version, too! Cutting and assembly diagrams for this bonnet-of-many-variations, yours for 10¢



A615



Designed by
Herminia Rogerson

AMERICAN
HOME
PATTERN
A614

SUMMER

Cranston Processed Fabrics

3312



A615: Here's the shopping bag we mentioned before. The Burmese ladies know a good roomy, usable bag when they see one! Only difference is that they weave theirs, all in one piece. This adaptation of the bag is a honey that has room for everything, including the famous kitchen sink. The wide, comfortable shoulder strap is lined with a gay fabric and the whole bag is put together in a very unique manner to make it sturdy as well as handsome. The pattern includes cutting diagram and instructions for the bag, 10¢

3313: This pinafore pleasantry in medium size takes 2½ yds. 35" fabric, and 4½ yds. of embroidery edging. **Advance Pattern, 15 cents**

3312: A brunch coat, smart to look at, easy to get in and out of. Looks adorable in an all-over floral design. This takes 3¾ yds. of 35" fabric in a 16. Vary it with a plain top, with contrasting skirt and collar. This takes 2¾ yds. for skirt and collar, 1½ yds. for the blouse, both in 35" material. 14-44. **Advance Pattern, 25¢**



For the Man in your Heart who isn't in your Arms tonight!

WHERE is he tonight? It was Ireland, last time you heard. But that was three months ago—where is he tonight?

What can you do to bring him back? What can you do to speed his passage home? How can you help that far-off soldier you love—and miss—so much?

You can help him by putting every dime, every quarter, every dollar you can save into the War Bonds of the United States of America!

Give up buying foolish things, frivolous things, useless things—until the war is won! Yes, give up all the unnecessary things—and put the money you save into War Bonds!

Do you realize what your bonds will do? They'll help to put heavy tanks in front of your soldier—and a protecting cloud of pursuit planes over his head.

They'll help to check Inflation—to keep prices lower on the things you buy now—so you can save more and more towards the things you and he will want to buy—when he comes home.

They'll help to bring Peace nearer—and make Victory more complete.

Yes, and the wisest, soundest, hardest-headed bankers in America have never in all their lives been able to discover a safer, more secure investment than U. S. War Bonds are for you!

Here's what War Bonds do for You:

- 1 They provide the safest place in all the world for your savings.
- 2 They are a written promise from the United States of America to pay you back every penny you put in.
- 3 They pay you back \$4 for every \$3 you put in, at the end of ten years . . . accumulate interest at the rate of 2.9 per cent.
- 4 The longer you hold them, the more they're worth. But, remember, if you need the money you may turn them in and get your cash back at any time after 60 days.
- 5 They are never worth less than the money you invested in them. They can't go down in value. That's a promise from the financially strongest institution in the world: the United States of America.

SAVE MONEY THE SAFEST WAY—BUY WAR BONDS REGULARLY

Published in cooperation with the Drug, Cosmetic and Allied Industries by:
The Distributors of Kotex Sanitary Napkins and Kleenex Tissues

Easy On the Eyes!



WE WELDERS USE KLEENEX*TISSUES TO CLEAN OUR GOGGLES AND SHADES. IT NEVER SCRATCHES—SAVES OUR EYES FOR MORE PRODUCTION!

(from a letter by T. V. E., Belding, Mich.)



A Blow Hard!

SINCE I SWITCHED FROM SKIMPY UNDER-SIZED TISSUES TO KLEENEX, MY HUSBAND USES THEM FOR HANKIES DURING COOLS! WHEN HE'S GOTTA BLOW—HE'S GOTTA BLOW!

(from a letter by F. DS., Denver, Colo.)



COBWEB CATCHER

TIE KLEENEX AROUND A YARDSTICK, CANE OR BROOM HANDLE, THEN IT'S EASY TO WHISK AWAY COBWEBS WITHOUT STREAKING CEILING OR WALLPAPER!

(from a letter by F. B. C., Coshocton, Ohio)

WIN \$2500 (MATURITY VALUE)
WAR SAVINGS BOND
 FOR EACH STATEMENT WE PUBLISH, WRITE HOW THE USE OF KLEENEX TISSUES SAVES YOU MONEY AND HELPS WIN THE WAR.
 ADDRESS: KLEENEX, 315 N. MICHIGAN AVE., CHICAGO

Wish Mom could always get Delsey*—it's soft like Kleenex!



DELSEY Toilet Paper (*T. M. Reg. U. S. Pat. Off.)

QUESTIONS



Sketches by Clare McCanna



"ME" IS the objective of "I," according to Mr. Webster. According to our mail, Me, and what to do about Me, is the main objective of our readers. Maybe they have different times of day in California from those in the East, but they still have the same Me problems—the old "sisters-under-the-skin" idea, literally speaking! We've gone over these letters very carefully and picked out a few questions that seem to be universal from the number of times they appear. So-o-o-o, we now put on our long white coat, polish off our Beauty Editor shingle, and give you brief answers to these questions as best we can, and welcome more. A big part of our job is to get under the skin and into the hair of our readers, a service that has no priority number, no rationing, and requires no points, although we do tell you what to do with your good ones and how to cope with your bad ones. So let's have *your* problems. Maybe between us we can make a new woman of you.

ABOUT ME

WHY DO I GET BLACKHEADS? HOW CAN I GET RID OF THEM?

This scourge of womankind is a very simple thing. A blackhead is a pore, clogged with dirt and grime. Either you haven't been thorough enough in the cleansing of your face, or your circulation isn't busy enough, or both! If you use cleansing cream on your face, be sure to get it all off by following it with cleansing lotion. Using a creamy mask or a good circulation cream will help the cause along, too, and will loosen stubborn blackheads so that they may be *very gently* eased out with fingertips, swathed in cleansing tissue so you won't damage yourself. Remember, it takes about as long to get rid of a blackhead as it does to grow one. So be patient and gentle.

I HAVE SUPERFLUOUS HAIR ON MY FACE; WHAT SHOULD I DO?

If it's of the mustache or "sideburns" variety, the simplest thing to do is to bleach it with peroxide, and not try to uproot it. If you'd be happier with it off, a good wax treatment at a good beauty salon is your best bet. For those annoying little bristles, electrolysis is the only answer to banish them for keeps. We hasten to warn you that you must choose a licensed operator. Go to no one but the best, and you'll be whiskerless and happy.

I HAVE SHADOWS UNDER MY EYES. WHAT CAN I DO?

The obvious thing is to check with your doctor, and get enough sleep, rest, and good food. Things like this usually have an inside story. You can disguise the circles, while you're getting rid of them, by blending an extra dab of opaque make-up cream or lotion that has color in it, very lightly over the encircled area.

EVERY TIME I LOOK IN THE MIRROR, I SEE WRINKLES!

Well, lady, either your skin is too dry, or you have bad facial habits such as frowning, squinting, chewing your mouth or some such. Be honest with yourself. If it's bad habits, change them. If it's dry skin, get busy with a simple facial routine that includes the use of a lubricating cream or lotion, and stimulation of the circulation, the root of all good complexions. You can hold wrinkles at bay with care.

MY NECK IS GETTING THAT "CREPY" LOOK. WHAT CAN I DO ABOUT IT?

The real time to do away with a crepy neck is years before, if that's any comfort, but if you haven't worried about it and all of a sudden see the first signs, get to work fast to stimulate the circulation in the areas involved. There are special creams that do this, but don't use them too often. Once a week is usually enough. In-between-times, use a good lubricating cream, and a session of good smart patting and gentle massaging of the neck. Then comes an emollient cream that works while you sleep and comes off in the morning with an astringent chaser.

WHEN SHOULD A GAL START USING MAKE-UP?

Times have changed since the crinoline days, and if the sub-deb yearns for a dash of make-up, well, why not? By the junior year in high school, a minimum of make-up, say a little lipstick, well applied, can do no harm, and that's about all dewy-eyed youth needs—that and powder to take down the shine. *But*, with an eye to future elegance of epidermis, she should learn the art of a clean face or she'll wind up with blackheads and blemishes that no make-up on earth can hide, and she'll be sad.

FALSE TEETH WEARERS

RISK DOUBLE DANGER BY BRUSHING DENTAL PLATES OR BRIDGES WITH MAKESHIFT CLEANERS



TOOTH PASTES, TOOTH POWDERS, soap and other makeshift cleaners—if used to brush dental plates—often *scratch* denture material! These scratches cause odorous stains, film and food particles to *collect faster, cling tighter.* And this accumulation—so hard to dislodge by brushing—gives you *Denture Breath.* You may not know you have it, but others do!



DENTAL PLATES 60 TIMES SOFTER than natural teeth—proved by laboratory tests! If you've been brushing your plate with makeshift cleaners you may have worn down the delicate fitting ridges designed to keep it in place. No wonder your dental plate which fitted so well at first, has become loose! If this practice is continued you may ruin your denture.



NO BRUSHING, NO DANGER of scratching, or wearing down plates when you *soak* them in Polident. Yet, the daily Polident bath gets plates sparkling clean and odor-free; works into corners that no amount of brushing seems to reach. Polident is approved by many leading dentists and the leading makers of denture materials.



MILLIONS CALL POLIDENT A BLESSING. Polident used daily, maintains the original natural appearance of your dental plate or bridge for less than a penny a day. Today—get Polident at any drug, department or variety store. 3 oz. size—30¢; 7 oz. size—60¢.

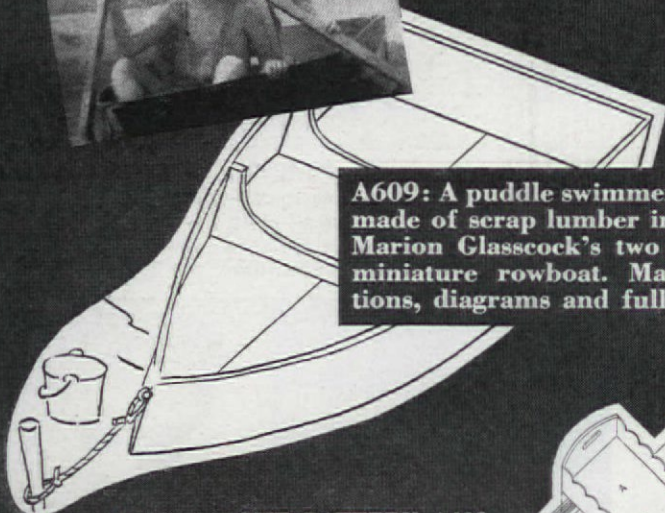
POLIDENT The Safe Modern Way to Clean Plates and Bridges



HOMWORK



A608: Two ways to be well shod. Knit your own socklets of fine cotton to fit snugly on your stockingless feet. Or crochet the smart self-soled espadrilles and step in style. Directions for both, in small, medium, or large, 15¢



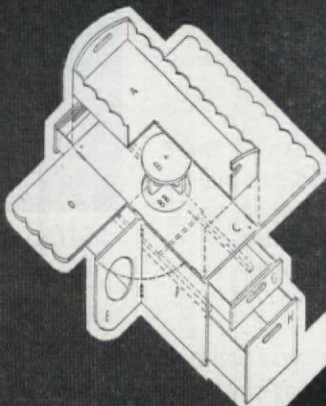
A609: A puddle swimmer for young'uns, made of scrap lumber in no time at all. Marion Glasscock's two sons love their miniature rowboat. Material specifications, diagrams and full directions, 15¢




AMERICAN HOME PATTERN A609

AMERICAN HOME PATTERN A608


A610: *E Pluribus Unum* quilt, red, white, and blue applique and patchwork—the stuff from which heirlooms are made. Pattern includes diagram for blocks, cutout patterns for appliques, illustrations and directions for assembling 20¢



Designed by Mary Elizabeth Dye



AMERICAN HOME PATTERN A610



AMERICAN HOME PATTERN A611

A611: Picpak, the complete answer to outdoor dining! It's a picnic box, with drawer space for packing all table equipment, and a removable tray for last minute things. Pick it up and carry it where you will! Working drawings and instructions, 15¢

Designed by James Milnor

ORDER THESE AMERICAN HOME PATTERNS FROM AMERICAN HOME PATTERN SERVICE, 251 FOURTH AVE., NEW YORK, N. Y.

I'M JUST ADDING UP THE VITAMINS, HENRY!



take nutrition very seriously these days—but Henry says it's too bad I didn't take mathematics seriously when young. When I get to figuring how many vitamins in vitamin-rich foods like my "Sunday supper" sweet potato salad, my pencil stutters.



Just think, Henry! "I said when he discovered I was happily figuring away while waiting for company to arrive last Sunday night. "Did you realize there are 3500 units of Vitamin A in just one 2 by 4 sweet potato! Now when you multiply that by six sweet potatoes . . . add all the vitamins in those oranges and lemons and apples I put in . . . and count up the valuable food energy in luscious, creamy-rich Real Mayonnaise—what have you got?"

"A lot of nutrition, darling," replied Henry, "and one of your usual swell Sunday night salads, too! But why in such a whirl about Vitamin A? Is it going to put roses in our cheeks?"



"Vitamin A helps protect health and build resistance! Helps prevent night blindness and certain eye troubles, too. Helps growth in children. There—it's very good for folks, Henry—so carry this salad out on the porch before company comes, and get ready to build yourself up a little this evening."

"Do I get an extra-large, triple-decker serving of that salad dressing that I like so much as a reward for my services?" asked Henry, who is not above mild bribery at times.

"Not salad dressing, Henry," I corrected, pushing him and the

salad gently toward the screen door. "It's Real Mayonnaise—golden-rich and creamy. It doesn't get thin or watery when thinned with milk—and since your thrifty little wife has done just that—you can actually have all you want! How's that?"



"Lady," said Henry, "for a wife like you I will even wipe the dishes!"



SALAD O' SWEETS

Section 2 oranges and 2 apples, reserving a few sections of each for garnish. Add 6 cooked diced sweet potatoes, ½ teaspoon salt, 1 teaspoon lemon juice, ½ cup Real Mayonnaise. Mix well. Serve on lettuce or salad greens. Garnish with lemon sections, remaining orange and apple sections, and watercress. Serves 6.

Real Mayonnaise... Hellmann's in the East
...Best Foods in the West...for

REAL NUTRITION



RICH IN FOOD ENERGY — it provides almost exactly the same amount, spoonful for spoonful, as vitaminized margarine, or butter!



NUTRITIOUS SPREAD FOR BREAD — it contains 3,140 food-energy units per pint. Adds food value and flavor to healthful salads, hot vegetables, meat, fish, and eggs, too!



WHOLESAME INGREDIENTS — eggs, added egg yolks, "Fresh-Press" Salad Oil, vinegar, seasonings. It's all rich, pure mayonnaise!



A Product of The Best Foods, Inc.

BEST FOODS → HELLMANN'S Real Mayonnaise

SAVE JARS FOR CANNING

To learn how to get penny Preserving Seals, send stamped addressed envelope to Box 6170-A, Chicago, Ill.

↑ IN THE WEST
↓ IN THE EAST

New Hot Dinners with Armour Cold Cuts

Armour ideas make the most of meat

Even with meat rationing, there are over 75 varieties of Star Cold Cuts and Sausages to give you quick, appetizing low-point meat meals

Looking for cool short-cuts to hot dinners that are easy on your meat points? Here are three of the finest. Each based on ready-cooked Armour's Star Sausages or Meat Loaves that just need heating through . . . and dinner's ready. Because Star Sausages are so concentrated, they give you more servings per pound . . . help stretch your meat points!

And what a wonderful variety Armour offers! Zesty old-world sausages! Hearty meat loaves that taste like home-made! Tender link sausages made fresh daily in Armour's Sausage Kitch-

ens located throughout the country . . . so you are always assured of fine, fresh flavor!

If you have not used Armour Sausages for hot dishes before, there's an exciting discovery awaiting you when you try these recipes! Using Star Sausages and Meat Loaves in hot dishes opens up welcome new kinds of meals!

This is part of Armour's new service to help you make the most of meat. Save these recipes! They were worked out in Armour's kitchens and are so simple and easy . . . even a man can fix them.



Barbecued Frankfurters

Fine dish for making a few red points go a long way. Children and men love it!

6 Star Frankfurters (1/2 to 3/4 lb.)
6 Frankfurter buns

Barbecue Sauce:

1 tsp. butter or margarine
1/2 cup chopped onion
1 tsp. paprika
4 tps. sugar
4 tps. Worcestershire Sauce
1/4 cup catsup
1/2 tsp. pepper
1 tsp. mustard
1/4 tsp. Tabasco Sauce
3 tbsps. vinegar

Melt butter, add chopped onion and cook until clear. Add remaining sauce ingredients. With a sharp knife cut 3 inch slit in each frankfurter. Place frankfurters in flat baking pan, slit side up. Pour sauce over all and bake in 350° F. oven for 20 minutes. Baste frequently. Place frankfurters in split, toasted, buttered buns; garnish with fresh green onions. Serve extra sauce separately. Serves 6.



Quick Italian Spaghetti with Star Salami

Here's a quick way to make a very popular dish that usually takes hours to cook. The trick is in using Star Salami, in which seasonings and meats are already blended and cooked.

1/2 lb. Star Salami
(Cut half into 8 very thin slices and grind or chop other half)
3 tbsps. Cloverbloom Butter, margarine or bacon drippings
1 cup chopped onions
1 cup sliced fresh mushrooms
1 tbsp. flour
1 1/2 cups Armour's Tomato Juice
1 cup water

1 1/2 tps. Worcestershire Sauce
1/2 tsp. salt
2 tbsps. minced parsley
1/4 cup chopped green pepper
6-8 oz. uncooked spaghetti

Melt butter, add onions and mushrooms and brown lightly. Blend in flour, add chopped Salami. Add tomato juice diluted with water and seasonings. Simmer 25 minutes. Add parsley and green pepper. Simmer five minutes more. To serve, make a ring of cooked spaghetti on chop plate; pour sauce in center. Encircle with sliced Star Salami. Serves 4.



Stuffed Old-Fashioned Rolls

A few quick tricks and this superb, hot dinner is ready. Serve it often!

3/4 lb. Star Old-Fashioned Loaf
(4 whole slices, each 1/2-inch thick)
1/4 cup bacon drippings or margarine
1 cup chopped onions
6 cups toasted bread cubes
1 1/2 tps. salt
1/2 tsp. poultry seasoning
1/4 cup boiling water

Melt drippings, add onion; cook until clear. Pour over bread cubes. Add seasonings and boiling water. On each slice of Old Fashioned Loaf, place a few spoonfuls of dressing. Roll slice

around dressing and fasten with toothpick. Bake 30 minutes in 350° F. oven. Serves 4. Serve with vegetable cream sauce made as follows:

2 tbsps. chopped onion
2 tbsps. Cloverbloom Butter
2 tbsps. flour
1 cup milk
1/2 tsp. salt
1/2 tsp. pepper
1 tsp. Worcestershire Sauce
2 tbsps. chopped green pepper

Brown onion lightly in butter. Blend in flour. Add milk gradually. When thickened, add seasonings and green pepper. Very tasty!

Over 75 varieties in the Star family of Cold Cuts and Sausages



For finest quality and flavor ask for Armour's Branded Products:

Star Ham and Bacon
Star Beef, Lamb, Veal
Star Sausage
Star Canned Meats
Cloverbloom Poultry
and Dairy Products

**Armour
and
Company**

© ARMOUR AND COMPANY