

# American Home

Country-style Decorating in a Home of Ideas

Room of the Month" - the Living Room

Fabulous Quilts You'll Make & Treasure

How I Heat My House for \$6 a Month"

Busy-Day Meals that Wait Well

Antique Silver Buys: \$8 Up



**Stencil Look:**  
Learn this easy-to-  
paint technique

2LBR3 2UN1C 66333 31N02 ERBR2  
082 1 980  
WALTER C JACKSON LIBRARY  
UNIV OF N CAROLINA  
GREENSBORO NC 27412



# The sunny floor that shines without waxing:

## Solarian<sup>®</sup> by Armstrong

What's the secret? Solarian's special Mirabond™ wear surface, that keeps its high gloss, without waxing, far longer than an ordinary vinyl floor. And the cleaner you keep it, the brighter it shines! Sponge-mopping with detergent is all it takes. Even black heel marks come right up.

Eventually heavy-traffic areas may begin to show a reduction in gloss. So, if you need it, your Armstrong retailer can supply a special Solarian Floor Finish for use occasionally to touch up the shine.




You'll find a list of Armstrong retailers in your local Yellow Pages. Many are authorized "Floor Fashion Center™" retailers offering a complete selection of Armstrong floors, color-coordination assistance, and professional installation. Look for this sign.

Now there are more colors and patterns than ever before to sunbrighten your kitchen. Here are three. See them all at your Armstrong retailer. Or, if you'd like, we'll send you a free color brochure. Write Armstrong, 7409 Pine St., Lancaster, Pa. 17604.



## Armstrong

CREATORS OF  THE INDOOR WORLD<sup>®</sup>

Certain floor designs copyrighted by Armstrong Cork Company



# Bargain of the month



## Handi-Fold Ladder Stool

14.95 Value  
Now only  
**7.77**



It's a ladder, a chair, a stool, a real lift for housework and home projects. 30 $\frac{3}{4}$ " high, Handi-Fold is as much ladder as you'll usually need for reaching cabinets and cleaning corners. Extra seating, too, in the kitchen and utility room. It folds flat to stay out of the way or hang on the wall. Chrome plated steel frame with handsome colored enameled steps. A real value now at True Value Hardware Stores.

Get this "Bargain of the Month" now while supplies last at your participating True Value Hardware Store.




There are over 4500 True Value Hardware Stores in 50 states. For one near you look under "Hardware" in the classified phone directory.



# In This Issue

## Building

**20** "Doggone It, Our Heating Fuel-Oil Bill Is Up to \$6 This Month"



**26** 1974 Award-Winning "Homes for Better Living"

**36** Dream House Going Up in Dallas!

**74** Top Planning Shapes These Winning Houses

## Interior Design and Decorating

**12** Decorating Q's & A's



**53** Carleton Varney's Room of the Month

**61** Country-Style Decorating in a Home of Ideas

**72** A Garage for Good Living

## Crafts



**67** Color Your World with Quilts

**71** Paint It!

## Food

**11** Rediscover the "Joy of Cooking"

**76** Cooking Lesson No. 70: Ravioli

**78** Meals that Wait Well



**80** Take a Jar of Peanut Butter

**87** Kitchen Question Box

**88** The ABC's of Sandwich Making

**89** Food Questions You Ask

## Know-How



The Telephone Makes Your Home a Communications Center

**40** Coming Your Way: The Convenience of Custom Calling

**40** Right Now: Phone Services You May Not Know About

**42** Styles, Models and Colors to Suit You.

**43** How to Get the Most Phone for Your Money

**44** Dial 911: 3 Digits that Could Save Your Life

**45** No-Cost Coping with Telephone Troubles

**45** Phoning Aids Right at Your Fingertips

**46** 5 Ways to Stretch Your Long-Distance Dollar

## Features

**6** 10 Driver Decisions that Could Save Your Life



**10** Collectible Teapots

**17** What's New

**18** Today's Best Buys in Antique American Silver

**48** Pets: Training Your New Pup

**50** Ask Us about Your Antiques

**91** Shopping Information

**106** Dear American Home


## Home Projects

**38** Puff Quilts with Patchwork Charm

**47** You Can Make Versatile Hooked Squares

## Shop by Mail

**96** American Home Market Place




Cover photograph by Michael O'Neill

If you can tie a knot,  
you can make a  
beautiful deep pile rug!



With this little latchet hook,  
some pre-cut yarn, a pre-stencilled  
rug canvas, it's as easy as A,B,C,  
to make a beautiful deep-pile Shillcraft Rug!  
You take your choice from 124 designs. Here  
are just a few. You decide on size and shape.



Then you select the colors you want  
from samples of 53 different colors.

Everything you need to make  
your rug comes complete in  
your Shillcraft  
Readicut Rug Kit.



Then you can begin enjoying a hobby that rewards you  
in many ways. First, there's the fun of making your own  
luxurious rug. Second, the pleasure of actually  
using it. And third — the joy of high praise  
on your handiwork from your family,  
your friends and your neighbors!



Interesting?

We think you'll find it  
downright fascinating!

So send for the  
**FREE Shillcraft Rug Book TODAY!**

500 N. Calvert St., Baltimore, Md. 21202

**BRAND-NEW! AUTHENTIC!**  
For the first time anywhere!

**WALT DISNEY CHARACTER RUGS**

Brochure of Mickey, Goofy, Mary Poppins rugs and  
other favorites in full color! Free! No obligation.



These kits are not sold in stores!  
They're available only by mail!

**SHILLCRAFT, Dept. D-42**  
500 N. Calvert St., Baltimore, Md. 21202

Please send me free and without any obligation  
at all your new, 48-page full-color Book of Shill-  
craft Readicut Rugs showing exclusive designs—  
including new pillow covers and wall hangings—  
plus 100%-Wool samples in all 53 colors.

Name (Print) \_\_\_\_\_

Address \_\_\_\_\_

City \_\_\_\_\_

State & Zip \_\_\_\_\_

(or Prov.) \_\_\_\_\_

ATTENTION CANADIANS: Send to above address for your free  
catalog. Orders will be shipped direct from our office in Montreal.

© WALT DISNEY  
PRODUCTIONS



## Slender is for taking it off and keeping it off

It can help you peel off pounds fast. Or, it can help you hold onto the good figure you already have. Mixed with the substantial nutrition of milk or chilled from the can, Slender is just 225 calories. And it *works*. So ask your doctor, and get Slender.



## American Home

SEPTEMBER 1974 Vol. 77 No. 9

Editor-in-Chief  
**John Mack Carter**

Managing Editor  
**Betty Klarnet**  
Art Director  
**Joseph Taveroni**  
Graphics Consultant  
**Peter Palazzo**  
Copy Editor  
**Mervyn Kaufman**

Interior Design  
**Helene Brown**

Food  
**Frances M. Crawford**  
Architecture and Design  
**Evan Frances, A.I.D.**

Crafts  
**Ann B. Bradley**  
Market Place  
**Lynn Headley**  
Production Coordinator  
**Ferdinand D'Esposito**  
Production Editor  
**Dorothy B. Humanitzki**

### Associates

Art · **Deborah Quincy Egginton**  
**Arlene Hayden**  
Chef · **Jacques Jaffry**  
Copy · **Eileen Denver Mimoso**  
Decorating · **Christine B. Roth**  
**Jane L. Lawrence**  
Food · **Lucy Wing**  
Reader Service · **Lietta Dwork**

### Assistants

**Patricia A. Pilc**  
**Siew-Thye Stinson**  
**Colleen E. Wallsh**

### Contributors

Woman Driver · **Denise McCluggage**  
Gardening · **Lawrence V. Power**  
American Treasury · **Rosemary L. Klein**

### Publisher

**Warren R. Erhardt**  
Advertising Director  
**Eugene A. Bay, Jr.**

# AHP

American Home Publishing Co., Inc.

© 1974 American Home Publishing Co., Inc., 641 Lexington Avenue, New York, N.Y. 10022. All rights reserved. Title reg. U.S. Patent Office. Published monthly. Second-class postage paid at New York, N.Y., and at additional mailing offices. Authorized as second-class mail by the Post Office Department, Ottawa, Canada, and for payment of postage in cash. All mail concerning subscriptions should be addressed to American Home, P.O. Box 4568, Des Moines, Iowa 50306; Subscription Price: U.S. and Possessions: One year \$3.97; Canada, \$4.97; all other countries, \$5.97. Editorial and advertising offices, American Home, 641 Lexington Avenue, New York, N.Y. 10022.  
Advertising and Sales: James B. Powers, Eastern Sales Manager; Joseph L. Buyard, Western Sales Manager; Richard Danehe, Los Angeles Sales Manager; Robert Weber, San Francisco Sales Manager; M. J. Block, Jr., Circulation Director; Elizabeth Higgins, Manager Special Services; Stephen E. Silver, Marketing Director; Mary Powers, Director of Reader Reaction Bureau. Manuscripts must be accompanied by self-addressed envelopes and return postage. Publisher assumes no responsibility for return of unsolicited manuscripts or art.  
**CHANGE OF ADDRESS:** If you plan to move, notify AMERICAN HOME, P.O. Box 4568, Des Moines, Iowa 50306, at least 8 weeks in advance. See coupon elsewhere in this issue. Send new and old address from a recent copy. Postmaster: Send form 3579 to same address. Other subscription correspondence to: P.O. Box 4571, Des Moines, Iowa 50306.

# Announcing... THE WALT DISNEY Anniversary Book-Record Collection



Celebrating 50 Happy Years of Family Entertainment

## 8 Great Storyteller Albums

Disney's Best-Loved Stories Plus Your Favorite Songs in a Magnificent Collection of 12" Long-Playing Records with Beautifully Illustrated, Giant Size, Full-Color Books

The commemorative Walt Disney Anniversary Collection has been created to represent the very essence of Disney tradition. The eight book-record albums have been especially selected to suit the taste of every young listener and beginning reader and to give a totally new experience in music and story enjoyment. You're in for the thrill of your life as you watch your favorite children laugh and wonder at the same timeless classics which thrilled you during your own childhood. Each album is a true joy for any child, of any age, to treasure forever. And now through this Special Invitation, your entire family can thrill again and again to the many Wonderful Worlds of Disney entertainment included in the magnificent Anniversary Collection.

### A Unique Entertainment and Educational Experience for Your Child!

- ★ Lavish Full-Color Illustrations by Disney Artists
- ★ Full Orchestration with many of Hollywood's most talented Singers and Musicians
- ★ Eight Timeless Classics Narrated by Your Child's Favorite Stars
- ★ Dramatic Sound Effects Created by Studio Experts
- ★ Large, Easy-To-Read Type for beginning readers
- ★ A Collector's Treasury Commemorating 50 Years of Disney Tradition: "The Finest in Family Entertainment!"

### Yours to Enjoy FREE for 10 Days!

Complete and mail the Coupon below now and audition the Walt Disney Anniversary Collection in your own home for 10 full days at *absolutely no cost, with no risk or obligation*. Relive with your child the most memorable moments from Walt Disney...listen to the albums...examine the books. Then if you wish, return the entire collection—no questions asked—and owe nothing. But, decide to keep the collection, and through this Special Invitation, you save \$11.88—more than 33%—off the suggested individual retail price for these albums. And you may take advantage of our easy payment plan. But you SEND NO MONEY NOW. Listen first—then decide. Mail the coupon today! *The Anniversary Collection will not be sold in stores as a commemorative library.*

### Special Invitation Offer-Mail Today!

Walt Disney Music Co., Dept. J61A, 175 Community Drive, Great Neck, New York 11021  
**YES!** Upon acceptance of this request please rush the Walt Disney Anniversary Collection to me **FREE** for 10 days without cost or obligation. If not completely delighted, I'll return the complete library and owe you nothing. Otherwise, I'll be billed later at the special low offer price of just \$4.99 a month for four months (a total of only \$19.96 plus \$1.49 postage and handling). There are no finance charges and I save \$11.88 off the suggested retail price for the albums! (Appropriate Sales Tax will be added for residents of New York and California.)

Print Name \_\_\_\_\_

Address \_\_\_\_\_

City \_\_\_\_\_ State \_\_\_\_\_ Zip \_\_\_\_\_

Child's First Name \_\_\_\_\_ Birth Date Mo. \_\_\_\_\_ Day \_\_\_\_\_ Year \_\_\_\_\_

Parent or Guardian Signature \_\_\_\_\_

Credit Reference \_\_\_\_\_

(PHONE NO., BANK OR DEPT. STORE CHARGE ACCT.)

Reserve Yours Today!  
**Save \$11.88!**

Walt Disney Music Co.  
 Dept. J61A, 175 Community Drive  
 Great Neck, New York 11021

VISIT Walt Disney World




# CAN'T SLEEP?

## Try This Different Sleeping Method That Lets You Fall Asleep More Naturally.

Does it work? Judge for yourself. Try the simple Compoz method. Take two Compoz tablets one hour before you get ready for bed. Then let Compoz help you unwind—quiet you down. By the time you climb into bed Compoz is working at its peak to help you relax to sleep more naturally. Compoz is not a sleeping pill. Not a barbiturate. It is not habit forming. Compoz is so gentle we think of it as throwing the sleep switch.

# Compōz®

GENTLY THROWS THE SLEEP SWITCH.



## Driver decisions that could save your life

Here is a quiz that requires thought, because in some cases more than one answer—or none—may be correct.

- 1.** You are driving along in a single file, when the car in front of you shows its left blinker light to signal a turn to the left. You should:

  - Turn on your own left-turn signal, to tell the driver behind you that someone is turning left.
  - Move to the right so the driver of the car behind you can see the turn signal of the car ahead.
  - Quickly put on your brakes several times so the blinking brake lights will alert the driver behind you to a change in traffic flow.
- 2.** A long dry spell ends as rainfall dots your windshield. You should:

  - Turn on your windshield wipers at the first sign of moisture.
  - Delay turning on your wipers until it is raining hard enough to wash your windshield clean.
  - Use your windshield washers liberally as you turn on your wipers.
- 3.** The day is bright and sunny, and you are driving on a narrow, winding country road that is sometimes heavily tree-shaded. You should:

  - Honk at every bend in the road, in case another car is approaching.
  - Turn on your headlights (low beams) to make it easier for another driver—his eyes accustomed to bright sunlight—to see you in deep shade.
  - Put your emergency flasher on to make sure other drivers see you.
- 4.** On a street with light traffic, you realize your destination is in the opposite direction. You should:

  - Pull into a nearby driveway. When no cars are coming, back out and drive off in the right direction.
  - Wait until you reach a wide intersection and make a U-turn.
  - Drive slightly past a driveway; back into it. When the coast is clear, drive off in the right direction.
- 5.** The sun is low in the west as you drive eastward on a heavily traveled highway. Many oncoming drivers have their sun visors down. You should:

  - Be glad you don't have to squint into the western glare.
  - Turn headlights on (low).
  - Remembering that the radio said the sun would set at 7:35, make a mental note to turn on your parking lights at 7:05, because your state law says lights should be on a half-hour before sunset.
- 6.** As you start up a long but easy grade, you see in your rear-view mirror that a large truck is moving up quickly behind you. You should:

  - Hold your ground and not panic. If the truck driver wants to pass, that's his problem. Proceed at your own smooth pace.
  - Slow down slightly and pull as far to the right edge of the road as you can, so the truck can blast by you easily and be on its way.
  - Speed up enough to keep a cushion between you and the truck.
- 7.** Heading down a hill, you brake, but nothing happens! You should:

  - Pump the brake pedal rapidly.
  - Shift to a lower gear.
  - Run into something right away.
- 8.** You are loading your station wagon for a long family outing. You should:

  - Put the heaviest items close to the front of the cargo compartment.
  - Put heavy items in last, near the tailgate, for easy unloading.
  - Put the load in any way it fits, but put more air in your tires to compensate for the extra weight.
- 9.** A heavy fog is seriously limiting driving visibility. You are safest if you:

  - Are driving on a superhighway, because traffic flows in one direction, lessening the chances for a collision.
  - Follow the taillights of a vehicle ahead of you at a safe distance.
  - Turn your headlights on bright to bore through the fog and light up reflectors on highway posts.
- 10.** Your tire goes flat on an ordinary two-lane highway. You should:

  - Stop where you are. You're better off blocking the lane completely rather than partly. Turn on your flasher, open the trunk and stand three to five car lengths behind your car waving a white cloth to warn other motorists.
  - Immediately pull as far to the right as you can. Flick on your flasher and the interior dome light; get out of the car and stay far off the road until help arrives.
  - Drive on the flat tire slowly until you reach a spot wide enough for you to pull off the pavement. Then take care of your emergency signals.

Answers and scoring, page 59.





**Sears presents the no-snag, no-sag drapery rod.  
Made beautifully for your beautiful draperies.**

The look is elegant. From traditional to mellow Mediterranean. And what you're seeing is just part of Sears exclusive traverse rod collection.

But what you can't see here is the craftsmanship. Tension-pulls engineered to keep nylon cords taut and prevent tangling. Moving parts that are self-lubricated for silent and smooth-drawing draperies. And






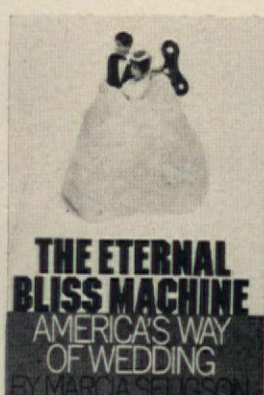



extra-durable construction, so even heavy, heavy draperies draw smoothly—without sagging.

Sears trouble-free drapery rods. No snag, no sag—and nowhere else but at Sears. At your nearest large Sears, Roebuck and Co. store, or by catalog. At a price that will be sure to delight you.

Only at

**Sears**

# Best sellers for



Enjoy this exciting volume for 10 days...free.

Get these four superb best sellers now. All in one volume. And save about 75% of the original price!

**SURVIVE THE SAVAGE SEA**  
by Dougal Robertson. A harrowing, yet deeply inspiring true story of a shipwrecked family's 38-day ordeal in the Pacific. "One of the great endurance classics of all time".  
—Ernest K. Gann

**LAUGHING ALL THE WAY**  
by Barbara Howar. The Washington of Kennedy and Johnson lives again in this engaging, anecdote-filled book—by a girl who was in the thick of things, as a friend of the rich, the powerful, and the famous.

**FOOD IN HISTORY**  
by Reay Tannahill. A fascinating survey of the foods people have eaten from prehistoric times to the Victorian era and beyond—showing how food has shaped human history throughout the ages.

**THE AMERICANS: The Democratic Experience**  
by Daniel J. Boorstin. A rich, full-scale portrait of the inventors, businessmen, and social reformers whose innovations, over the past century, have completely transformed American daily life.

# busy people.

Newsweek Condensed Books—  
a time-saving idea for everyone who loves good  
books and would like to read more of them.

We can't add extra hours to your day. But we *can* help you fit more good books into your busy schedule. And save you a good deal of money, too. For the editors of Newsweek Books select today's most important, most talked-about works of non-fiction and skillfully edit them for you . . . which means you get every bit of the style, sense and quality of the original.

Each volume of Newsweek Condensed Books brings you *four superb selections*, which you can read through in a fraction of the time it would take to read the originals. At a fraction of the cost—about 75% *below* the regular publishers' editions.

Newsweek Condensed Books are handsome, clothbound, illustrated and set in clear, readable type. Selections include the best sellers in every category of non-fiction. Adventure, science, psychology. Sports, theatre, the arts. Significant new biographies, popular histories. Everything from the secrets behind today's front-page controversies to little gems of off-beat scholarship.

Here is an intelligent way to be widely read. An inexpensive way to build a fine library. The *best* way to keep up with the flood of excellent books coming off the presses today!

## Ten-Day Free Examination Offer

To get started, send in the card or coupon below. *Send no money now.* The first volume is yours to examine absolutely FREE for 10 days. If you're not delighted, simply send it back. If you are, we will bill you for only \$5.95 plus postage and handling.

Every other month you will receive a new volume—at the same low price, on the same trial basis. No obligation of any sort. No minimum number of books to buy. No order cards to fill out.

Newsweek Condensed Books. We make every word count.

And in months to come—  
look for great selections  
like these:

**THE BEST AND THE  
BRIGHTEST**  
by David Halberstam

**SUPERMONEY**  
by 'Adam Smith'

**THE GREAT AMERICAN  
ICE CREAM BOOK**  
by Paul Dickson

**THE ETERNAL BLISS  
MACHINE**  
by Marcia Seligson

**COSELL** by Cosell  
**CRIMSONED PRAIRIE**  
by S. L. A. Marshall

**DREW PEARSON DIARIES  
1949-1959**

edited by Tyler Abell  
**THE GO GO YEARS**  
by John Brooks

**THE PLUNDERED PAST**  
by Karl E. Meyer  
—and many, many more!

## Newsweek Condensed Books

The Newsweek Building, Box 415, Livingston, N.J. 07039

CCX 642

YES, I want to read more. So send me the first volume of Newsweek Condensed Books for 10 days' free examination. Enter my subscription to the Newsweek Condensed Book Series. If I choose not to keep the book or become a subscriber, I may return it within 10 days—without further obligation. If I keep the Introductory Volume, Newsweek will bill me for \$5.95 plus postage and handling. I will then receive future volumes in the series—shipped one volume at a time—approximately every other month. Each costs \$5.95 plus postage and handling, and each comes on a 10-day free trial basis.

Name \_\_\_\_\_

Address \_\_\_\_\_


City \_\_\_\_\_

State \_\_\_\_\_ Zip \_\_\_\_\_

Note: Available only in U.S. and Canada.  
Residents of Canada: Add \$1.00 more per book.

# Collectible teapots

In your great-great-grandmother's day, teatime was a favorite social event, and a pretty teapot was a prized possession. Today, lovely ones like those below, with their pleasing shapes and Old World charm, can be enormous fun to collect. Scour the antiques shops and you should come up with some wonderful finds. These five—most of which were made in England, where tea-drinking is an art — are from the collection of Mrs. Bertha S. Piller of Westhampton, N.Y.  
—Rosemary L. Klein



*Flow blue,  
Staffordshire,  
about 1840*

*Pink and copper  
luster,  
Staffordshire,  
about 1820*

*Transfer print  
on ironstone,  
Staffordshire,  
1856*

*Hand-painted  
porcelain,  
possibly French,  
mid-1800s*

*Light paste  
Leeds ware,  
late 1700s*

As Tareyton  
smokers  
would rather  
fight than  
switch!



Warning: The Surgeon General Has Determined That Cigarette Smoking Is Dangerous to Your Health.

King Size: 21 mg. "tar", 1.4 mg. nicotine;  
100 mm: 21 mg. "tar", 1.5 mg. nicotine; av. per cigarette, FTC Report March '74.



## Rediscover the "Joy of Cooking"

**CREAM SOUPS.** These favored luncheon soups are also sometimes served at dinner. Like hors d'oeuvre, they act as a stabilizer for cocktails, or as a buffer against wines. All cream soups are ruined by boiling, so be sure to heat just to the boiling point or cook them in the top of a double boiler.

### Chestnut soup

About 3 cups

Prepare:

1 lb. chestnuts  
Mash and beat them smooth in:

2 cups milk

Melt:

¼ cup butter

Add and simmer until soft and golden:

1 minced onion

Sprinkle with:

1 tablespoon flour

1 teaspoon salt

⅛ teaspoon each nutmeg and pepper

½ cup chopped celery leaves

Stir and slowly add chestnut mixture.

Simmer about 10 minutes. Pour in:

1 cup cream

Heat; serve garnished with:

Parsley, croutons

### Corn chowder

About 6 cups

Sauté slowly until lightly browned:

½ cup chopped salt pork

Add and sauté until golden brown:

3 tablespoons chopped onion

½ cup chopped celery

3 tablespoons chopped green pepper

Add and simmer:

1 cup raw, peeled, diced potatoes

2 cups water

½ teaspoon salt

¼ teaspoon paprika

½ bay leaf

When potatoes are tender, combine until blended, bring to boiling, and add to the above:

3 tablespoons flour

½ cup milk

1½ cups hot milk

2 cups whole kernel corn

Heat soup; serve sprinkled with:

Chopped parsley

### Potato soup with tomatoes

About 6 cups

Prepare:

2 cups sliced onions

Sauté very gently until translucent in:

¼ cup butter

Add the onions to:

2 cups sliced potatoes

6 cups boiling water

Simmer for about ½ hour. Add and simmer, covered, for about 20 minutes:

5 cups sliced tomatoes or 3 cups canned tomatoes

2 teaspoons sugar

1 teaspoon salt

¼ teaspoon paprika

A pinch of chervil

Put soup through a fine strainer or blender. Reheat and correct seasoning. Scald and stir in:

1 cup cream

Heat but do not boil; serve at once.

From "Joy of Cooking" by Irma S. Rombauer and Marion Rombauer Becker  
Copyright © 1931, 1936, 1941, 1942, 1943, 1946, 1951, 1952, 1953, 1962, 1963, 1964, by the Bobbs-Merrill Company, Inc.  
Reprinted by permission of the Bobbs-Merrill Company, Inc.

# Decorating Q's & A's

Our living room walls are white, our new sofa is brown, and we've got a gold/brown/beige Oriental rug on top of a gold wall-to-wall carpet. Shall I choose gold (or brown? or beige?) for chairs and accessories?

M. Uhlenbrock  
Columbus, Ohio

Be adventurous with color. Use lively kumquat to pull all the other colors together. Cover your chairs in it; hang lithographs that have a touch of it. Use tortoiseshell blinds rather than draperies; add wicker baskets as planters and accessories.

How can I put pictures on my walls without going to the expense of buying framed prints?

(Mrs.) Anne Murphy  
Houston, Texas

There are many ways to put up inexpensive "pictures." For example, you can buy a yard of a print fabric you like, staple it to stretched canvas (from an art-supply store) and frame it by nailing pine strips around the frame of the canvas. Or you can buy inexpensive prints from a bookstore or museum, paste them on pieces of Foam Core (also from the art-supply store) and frame them with do-it-yourself metal or snap-together Lucite frames. You can also cut photographs from a magazine and frame them the same way.

How do I turn a spare bedroom into a study? I've got books, a desk, chair, and not much money.

Anna Boland  
Katonah, N.Y.

Building a giant bookcase yourself would be the least costly solution and it's one of the easiest carpentry jobs you can do, using spruce from your local lumber dealer. Sketch out your plan, then have him cut boards to the height and shelf widths you need. Attach shelves to the upright boards with screw-in L brackets. Paint or stain the bookcase. Cover the floor with self-stick indoor-outdoor carpet tiles and apply self-sticking corkboard above the desk.

Can I hang a lovely antique quilt on the wall without damaging the quilt?

D. C. Randolph  
Denver, Colo.

Yes, if you hang it banner-style. First, slip-stitch by hand two 2-inch-wide strips of fabric across the back of the quilt, one strip at the bottom, one at the top. Leave the ends open. Slip a round curtain rod through each of these "pockets." The top rod will support the quilt on the wall; the bottom rod will help the quilt keep its shape.

What can I use to decorate sliding glass doors in my dining room and the windows of my kitchen? I am not in favor of draperies or curtains.

(Mrs.) Wanda Stewart  
Amherst, Ohio

Wood shutters would be perfect—in each location—painted or stained—floor to ceiling in the dining room, window size in your kitchen.

Do you think it's wise to put wood flooring in the kitchen of the old house we're remodeling?

Mrs. M. V. Ayres  
Fayette, Mo.

Wood floors require more care than resilient flooring, but if you like them, they're well worth the effort. To protect a wood floor from water—which is essential for its long life—apply a wood-floor sealer and then coat floor with a paste wax. Buff according to directions on the can—never use self-polishing waxes on your floor (they contain water).

Direct your decorating questions to *Decorating Q's & A's*, American Home, 641 Lexington Ave., New York, N.Y. 10022. Letters will be published on the basis of broad general appeal. Sorry, we are unable to send personal replies.



## Furniture for lovers

If you're a little bored with all the look-alike traditional furniture around today, you could be among those who fall in love with our "Pueblo" bedroom collection. Fresh. Distinctive. Design that suggests

**Lane**  
The Love Chest People

modern sculpture in a striking collage of pecan veneers and simulated carved wood detailing. For folders of Lane furniture, send 25¢ to The Lane Co., Inc., Dept. M09, Altavista, Va. 24517.

For a "Pueblo" dealer, phone free: 800-243-6000. (In Conn., 1-800-882-6500)

# "Chow Chow Chow" Lessons. 7¢ Off.

Does your cat watch TV? If he does, chances are he's seen those cats who do that kicky "Chow Chow Chow" dance.

Maybe your cat would like to learn. Now that Purina® Cat Chow® cat food is 7¢ off, you should give him a chance.

One of our six yummy flavor varieties is bound to turn him on. It might be an oldie but goodie, like Original, Tuna or Liver flavor. Or maybe one of our newer hits will make him kick up his heels. Like Mackerel and Salmon. Or Chicken and Kidney. Perhaps Sardine and Shrimp?

At this economical price, it couldn't hurt to take a whirl.

Who knows. Maybe the cat's got talent.



For your pet's health . . .  
See your veterinarian annually.


YOURS

**FREE!**

VOLUME 1

OF THE

**Story of Rock**  
THE SOUND HEARD ROUND THE WORLD



VOLUME 1  
YOURS TO KEEP  
**FREE**  
... even if you  
don't buy a single  
additional volume!

**THE FABULOUS SAGA OF ROCK & ROLL ...  
FROM THE FRANTIC FIFTIES TO THE SEXY SEVENTIES**

Today!—accept FREE, as an *outright gift*—Volume 1 of this star-studded history of rock music! It's a swinging volume—with super stories and fantastic black-and-white and full-color pictures of The Beatles, Elvis Presley, Chuck Berry, David Bowie, and more. We offer Volume 1 FREE because, frankly, we feel that once you see it, you'll want the rest of this 20-volume set. *BUT* you're not obliged to buy a single additional volume!

**Sizzling Words and Socko Pictures!**

If you love rock, you'll delight in these great books. You'll thrill as one star after another steps into the spotlight, revealing the magic charisma that propelled each to the pinnacle of popularity:

**ELVIS PRESLEY:** He carried rock & roll to the peaks of international fame! **THE BEATLES:** The biggest, richest, most popular group ever! **BOB DYLAN:** Mystic and guru...genius and poet...perhaps the greatest enigma of them all! **THE ROLLING STONES:** Satanic, dark and evil ...or the best rock band ever? **BUDDY**

**HOLLY:** If he were alive today, would he be dead?

...PLUS The Everly Brothers, The Beach Boys, Jimi Hendrix, Simon and Garfunkel, David Cassidy, Diana Ross—every personality and every facet of rock-pop music—including the roots and influence of black music.

**A Movement That Rocked The World!**

*The Story Of Rock* is a record of change—in morals, in lifestyles, in society. You'll read how rock created its own culture—of, by and for the young. You'll see its development reflected in songs by songwriting teams Lennon/McCartney, Leiber/Stoller, Goffin/King and others, and singer-songwriters Buddy Holly, John Sebastian, Neil Sedaka and many more.

**Send for Your Free Volume 1 Today!**

Volume 1 is FREE—without obligation! The rest of the volumes are available—if you want them—on a volume-a-month basis, at only \$2.98 each (plus small postage & handling charge). But whether or not you want any further volumes is *up to you!* So today! ... mail the coupon below!

**MAIL COUPON  
TODAY!  
NO OBLIGATION  
TO BUY EVEN  
A SINGLE  
ADDITIONAL  
VOLUME!**

**MAIL PROMPTLY FOR YOUR FREE VOLUME 1**

Generation Press, P.O. Box 100, Bergenfield, N.J. 07621  
Send me Volume 1 of The **STORY OF ROCK** FREE. If I want no further books, I will notify you. Otherwise, you may send Volume 2 in about 30 days, which I may return within 10 days if not delighted ... or I may keep for only \$2.98 (plus postage & handling). I'll then also be entitled to receive Volume 3 about a month later, and all the rest of the 20-volume set a month after that—although even then I need pay for only one volume a month, at the same low price. I may keep as many or as few volumes as I wish, or I may return them for any reason within 10 days after receipt and owe nothing. I MAY CANCEL any time, whereupon no further volumes will be sent me. Volume 1 is mine to keep in any event, without charge or obligation.

Name \_\_\_\_\_  
Address \_\_\_\_\_  
City \_\_\_\_\_  
State \_\_\_\_\_ Zip Code \_\_\_\_\_  
Signature \_\_\_\_\_

(If under 21, parent or guardian must sign.)

BLH

**IF YOU ARE HESITATING  
TO SEND FOR YOUR FREE VOLUME,  
PLEASE READ THIS LETTER**

Dear Friend:


As publisher, I just can't understand why *everybody* doesn't send for Volume 1 FREE.

If you are afraid of "something for nothing" and feel that there must be some strings or catches, please accept my *guarantee* that there's *no obligation* for you to buy any other books of the set, or anything at all.

Then why this offer? Because we believe that once you've seen the first volume, you *may* want the rest. However, if you want no further books, just instruct us to cancel. Volume 1 will be yours to keep **FREE** in any event. Whether you buy any further books will be *up to you!*


Sincerely yours,

*Stanley Fromkin*  
Stanley Fromkin, Publisher





# What's New



**Bike hang-up.** Hang 1 or 2 bikes from the garage ceiling with #48502 Lift Kit from Sears, Roebuck and Co. Kit includes steel bar, vinyl-covered hooks, 4 easy-lift pulleys, rope, all hardware. Fits all bikes. Price is \$19.99.




## Efficient add-on.

ReInsul by Johns-Manville beefs up your old, inadequate attic insulation. Made of fiber glass, with no get-in-the-way covering, it lays down neatly and easily atop existing insulation. ReInsul comes 5 inches thick (R-14), in rolls 15 or 23 inches wide. Price is 12¢ a square foot.


**Clever cooker.** Sunbeam's electric Crocker Frypan is more than just a conventional fryer. In its ceramic dish—large enough to hold 2 roasting chickens—you can slow-cook meats, soups and roasts as well. Porcelain-finish, Teflon-lined 11-inch frypan comes in avocado or gold; insert is deep brown. High domed cover fits both insert and pan; cradle and heat control are removable for easy dishwasher cleaning. Insert, a handsome serving dish, is also dishwasher- and oven-safe. Costs under \$45.



**Tile style.** Liven things up with Tile Decor, 4-inch-square decals that come in 12 colorful patterns. Washable designs are on clear plastic so your tile color shows through. Just peel off backing and smooth on; 6 for \$1.49 (Meyercord Co., 365 E. North Ave., Carol Stream, Ill. 60611).



**The big wash.** GE's Potscrubber II dishwasher has room for large pots and platters. Extra rotating arm assures more efficient washing; power-saving switch allows natural drying. About \$370. — Bernard Gladstone



## Today's best buys in antique American silver

Beautiful old silver is affordable if you concentrate on the fascinating field of 19th-century American designs. You'll find handsome pieces like those shown here—all from Hinda Kohn Antiques, New York City—whose prices start as low as \$8. Styles vary enough to suit just about every taste. Seek out the simple neo-classical (1790-1820), the heavy Empire (1810-50), the flamboyant Rococo Revival (1840-60), the restrained Renaissance Revival (1860-75) and the complex eclectic (1875-90). Finally, discover the elaborate later revivals (1880-1915) of 18th-century designs, such as the \$45 sterling-silver frame above, made by the George W. Shiebler Co. of New York.

Nineteenth-century silver varies greatly in quality and cost around the country, so choose carefully. But if the piece is well made, its design appeals to you and the price is right, buy it.

**\$8** is a fair price for this sterling-silver berry spoon, made about 1840.



The shell shape of the bowl was a popular motif of the Empire period because of its classical elements. The spoon bears the mark of G. Rogers, a firm active at mid-19th century.

Silver pieces are often marked with the name or initials of the maker. You pay a premium for some names—Paul Revere and Tiffany, for instance. But marks can often prove mysterious, because not every maker has been identified. In any case, it can be fun to know where and when a maker worked. Dorothy Rainwater's *American Silver Manufacturers* (Everybody's Press, \$10) is a source for 19th-century silver marks.

**\$12** is what you'd expect to pay for this pretty napkin ring, which uses plated silver on pewter. Made about 1880, it shows the influence of the Japanese prints that were popular in the eclectic era, when designers turned to the exotic for their inspiration instead of following Western European traditions. Napkin rings are highly collectible because so many varieties are available—many of them inexpensive. Among the variations you may find: rings that are part of a unit comprising a vinegar bottle and salt and pepper shakers; or little decorative figures in silver that serve as individual napkin holders.



**\$32** is the going price for this little sterling-silver match safe, a superb example of the eclectic style. Made about 1875, it bears the mark of Frank M. Whiting of North Attleboro, Mass. Match safes and card cases were typical



Victorian pocket pieces, and there are many available today, in a great variety of designs. Because of this, they're likely candidates for a small collection. The stalk pattern on the safe, like the motif on the napkin ring (above), echoes the Japanese prints popular in the 1870s and '80s. Underneath, the safe has a rough surface for striking matches.

**\$44** is what you can expect to pay for this unusually shaped sterling-silver tea ball, whose mark is unidentifiable. Tea balls have great appeal for collectors today—that's why such pieces are rather expensive. This one dates from 1910, when silver-makers were reviving 18th-century designs, and echoes the barrel-shaped punch cups and mugs that appeared in the late 1700s. It appears that the idea of basing a design on such a prosaic shape had whimsical appeal to designers more than



a century apart! Many types of silver tea balls are available. You should be able to turn up equally good examples that cost less than this unique one.

**\$55** bought this handsome goblet, made about 1850, but the price would have been higher had there been an identifying mark. Of sterling silver, the fine relief decoration shows expert workmanship, and the inside of the bowl is gilded, suggesting that it must have been as fine an example as could be found at the time. Goblets then were very popular as presentation pieces. Grape pattern typifies Rococo Revival.



popular as presentation pieces. Grape pattern typifies Rococo Revival.

**\$145** is the price tag on this superb silver bud vase, which suggests something of its rarity. Made about 1850 and marked "Haddock, Lincoln and Foss, Boston," it is unusual because of its twisted stems, which serve as beautiful foils for the plain surface. The artfully engraved floral pattern is typical of the mid-19th century. The vase is also marked "Coin." It means that the piece is made of silver 900 parts




pure. "Sterling" means the silver is 925 parts pure. "Coin" was popular from about 1810 to 1860, most commonly on pieces made after 1830. "Sterling" is most often encountered after 1860, but on rare occasions it turns up on pieces made around 1800. The terms don't denote any difference in value.

**\$250** is an honest price for this fine mug, marked "W. Adams" and inscribed as a prize of the "American Institute's



15 Annual Fair" in 1842. Made of sterling silver, both the style and the shape are Empire. The narrow, relatively plain bandings of leaves were made separately and then applied to the mug. The technique used to make the bowl was called "raising," which means that the silversmith hammered it into shape from a flat disc of silver. The inside of the bowl bears the hammer marks; these were removed from the outer surface by a burnishing and polishing process. More typical mugs of the period were made by simply cutting, bending and soldering. Such variations now cost about \$100. —Marvin D. Schwartz

# WILL THIS TALISMAN BRACELET BRING YOU GOOD LUCK?



For ages past the tribes of Kenya have thought so.



ORIGINALLY created with intricately knotted elephant hair these bracelets were thought to inherently possess good luck and were often given by tribesman to hunters after a successful elephant hunt.

Later made in multi-strand gold, silver and copper wire they became talismans of good fortune for either sex in finding a mate . . . getting and keeping good health . . . and success in any enterprise.

## CAN YOU SOLVE THE RIDDLE OF ITS ANCIENT DESIGN?

When you wear this handmade Elephant Hair Styled Bracelet the first question people will ask you is "How do you take it off?"

When you mysteriously slip it off your wrist and hand it to them quietly, you'll be asked more:

Is it all one piece of wire? Where does it start and where does it end? Does it really give you good luck? Where did you get it?

And why have Elephant Hair Bracelets suddenly become so overwhelmingly desired?

## AS OLD AS AFRICA . . . AS NEW AS TODAY!

You don't have to go on an African safari to love these new, handmade Elephant Hair bracelets from Alwand Vahan.

Based on the original ancient design from the tribes of Kenya, these bracelets have been recreated in 5-strand copper, silver-plate and gold-plate wire. These handmade bracelets have the untamed, sophisticated look that is sure to attract attention wherever you go.

One of the most ingenious features of these unusual bracelets is the fact that they're completely adjustable and look as well on men as they do on women.

## AT LAST AT A PRICE YOU CAN AFFORD!

Only wearing these bracelets can show you how superior they are to any Elephant Hair Bracelets you've yet seen.

The handmade feeling . . . the unusual knots . . . the way each bracelet adjusts . . . the mystery of its design can only be experienced by actually wearing one of these bracelets. The good luck is not guaranteed, but complete satisfaction is.

Please compare them with the \$40 . . . \$50 . . . and \$100 elephant hair bracelets you've seen. Unless you feel these Talisman Elephant Hair Bracelets are superior return for no cost.

Only \$3.98 for the copper, \$4.98 for the silver-plate, \$5.98 for the gold-plate — or \$11.95 for the entire collection.

Please rush me the following  
Talisman Elephant Hair Styled Bracelets  
on no risk 10-day trial. If not delighted I may  
return for full refund.

\_\_\_\_\_ Copper at \$3.98 ea. \_\_\_\_\_ Silverplate at \$4.98 ea.  
\_\_\_\_\_ Goldplate at \$5.98 ea. \_\_\_\_\_ Entire Collection \$11.95 ea.  
Enclosed is \$ \_\_\_\_\_.

Name \_\_\_\_\_  
Address \_\_\_\_\_  
City \_\_\_\_\_ State \_\_\_\_\_ Zip \_\_\_\_\_

Please add .50 per order for shipping and handling.  
N.Y. State residents add sales tax.

**Talisman International**  
DEPT. AH.9.74  
ST. JAMES, N.Y. 11780

# "Doggone it, our heating fuel-oil bill is up to \$6 this month!"

**D**r. Harry Thomason of District Heights, Md., doesn't worry about soaring heating-fuel costs—at least not as much as the rest of us do. During the cold months last year, he spent \$6 a month, on the average, to heat his four-bedroom home. And to him, \$6 seemed expensive: In 1959, when he completed his first solar-heated house, he paid only \$4.65 for a whole winter's worth of fuel oil.

Thomason, an inventor and patent attorney, has found a way to harness the heat of the sun to provide his home with dollar-saving, pollution-free warmth. The Thomason house is an attractive brick colonial. Except for one slope of roof with a glassy look, it could be a home on your own block. Using simple, readily available materials, Thomason installed the heating equipment in his first solar home for about \$1,500. Although he needed a conventional oil-burning furnace as a backup system for extremely cold, sunless spells, he claims that savings on oil bills paid for the equipment in seven years. For the past eight years, that first home has been operating in the clear, except for minor repairs.

"The height of invention is simplicity," says Thomason. And he would know; he is an inventor of the old school. With his wife, Hattie, and their five children, Thomason has built and lived in three solar homes in the last 15 years, continually improving the solar apparatus. Two of the houses are now rented out; the third is the family's present home.

**T**homason's heating system is so simple, you wonder why you didn't think of it yourself. In his basement, he has a big (1,600-gallon) tank of water. A tiny (1/6-horsepower) pump raises water from the tank through a plastic pipe to the roof. One section of roof, steeply slanted and facing slightly west of south, is made of corrugated aluminum backed with 3½ inches of insulation. The aluminum is painted black to absorb the solar rays, and is covered with glass to hold in warmth. From the pipe, the water runs in streams down the roof's corrugated grooves, gathering heat from

the surface. The water flows into a gutter, then feeds into another plastic pipe that carries it back to the basement tank. Thomason maintains that even on cloudy winter days, water comes down from the roof as warm as 78 degrees. And if the sun is shining brightly, the water temperature may rise as high as 125 degrees. The problem then is how to spread that heat throughout the house. Again, Thomason's solution is ingeniously simple: He surrounds the tank with a truckload of tomato-sized rocks, enclosing both rocks and tank in an insulated "bin." Heat spreads to the rocks from the tank and is then sent through the house by a 1/6-horsepower blower, which pushes the air past the rocks, right up through the walls and out into each room.

**H**ow does he regulate the heat? Another simple solution: A thermostat turns on the blower when the house cools to a preset point and turns it off when the house gets warm enough. A sensor device turns the whole heating system on and off automatically: If the sun is shining and the roof is hot, it activates the pump, circulating the water; if the sun disappears, it turns the pump off so the heat in the water tank isn't lost by circulating water over the cold roof.

Thomason hit upon his idea for solar heating in a classic, history-book way: He was running into a barn to escape a sudden summer shower when warm drops of water from the sun-baked sheet-metal roof fell on his head. At the time, he was building houses to rent (and working in the U.S. Patent Office while studying at nights for a law doctorate); the next house he built included a solar-heating system.

His system also cools—but without circulating water or capturing the sun's rays. At night a small air conditioner mounted near the bin cools and dries the rocks. Next day, the blower switches on, drawing warm, moisture-laden air from the house and forcing it over the rocks, where it is cooled and dried and then blown back into the rooms.

The expertise behind all this is readily available. Thomason's paperback *Solar House Heating and Air-Conditioning Systems* is \$5. A set of his Solar House Plans is \$10, and if you want to build his patented solar-heating cooling inventions into a new home, you can get a license from him for \$20. Book, plans and license come from Edmund Scientific Co., 605 Edscorp Building, Barrington, N.J. 08007. Edmund Scientific also has a solar home kit demonstrator (a desk-size mock-up of a Thomason home), which they sell to schools and interested people for under \$30.

At today's prices, Thomason figures his heating and cooling system would add about \$2,000 to the cost of a conventional four-bedroom new home. (It's difficult—but not impossible—to put the system into an existing house.) But it would pay for itself in five to 10 years, he says, depending on fuel prices and the climate you live in. In the Thomasons' Maryland home, the system provides heat for two or three sunless winter days and three or four nights; after that, the auxiliary oil-heat system kicks in. Thomason estimates that he saves \$350 a year in oil heat now; tomorrow the savings may be even more impressive.

If you live somewhere generally colder and cloudier than Maryland—in parts of the Midwest or Northwest, for instance—solar heating may not be for you. But Thomason believes it's feasible in most of the United States and he estimates that there are now one dozen solar-heated homes (homes that get at least 50 percent of their heat from the sun) around the country—eight or 10 of them using his design. —Edward K. Carpenter

## Solar spot news

- The State of Indiana now entitles residents to deduct as much as \$2,000 a year from the assessed value of their real estate to compensate for the value of installed solar heating and cooling systems.
- Near Albuquerque, N.M., the Steve Baers have built themselves a futuristic, three-bedroom home that derives 85 percent of its heating entirely from the sun.
- In Newark, Del., the University of Delaware's Institute of Energy Conversion has built Solar One, a sun-powered house that generates 80 percent of its own electrical needs.
- A Vermont developer has asked Dubin-Mindell-Bloom Associates, a New York firm of consulting engineers, to integrate a solar-energy system for a cluster of 10 condominium units.
- The National Science Foundation has earmarked \$12.2 million for solar research in 1974.
- In Atascadero, Calif., Harold R. Hay, a director of the International Solar Energy Society, has built—with \$31,000 of his own money—a seven-room, flat-roofed home heated by the sun.
- Arizona's Copper Development Association is building "Decade 80 Solar House" outside of Tucson. This four-bedroom luxury home will get 60 percent of the energy for all its services from the sun.



# Start fresh with Belair.

Just the right touch of menthol.



There's music in your pocket with this solid-state "Vagabond" AM Pocket Portable Radio by Admiral. With earphone and built-in antenna. Yours for free B&W coupons, the valuable extra on every pack of Belair.

To see over 1000 gifts, write for your free Gift Catalog: Box 12, Louisville, Ky. 40201.



© BROWN & WILLIAMSON TOBACCO CORP.

**Warning: The Surgeon General Has Determined That Cigarette Smoking Is Dangerous to Your Health.**

Kings, 15 mg. "tar," 1.1 mg. nicotine; Longs, 17 mg. "tar," 1.2 mg. nicotine, av. per cigarette, FTC Report Mar. '74



D.G. Needle  
 stitch white  
 canvas, 10  
 buckie, 10  
 D. 017-320  
 E. 017-321  
 F. 017-322  
 G. 017-323

H. 017-324  
 I. 017-325  
 J. 017-326  
 K. 017-327  
 L. 017-328  
 M. 017-329  
 N. 017-330  
 O. 017-331  
 P. 017-332  
 Q. 017-333  
 R. 017-334  
 S. 017-335  
 T. 017-336  
 U. 017-337  
 V. 017-338  
 W. 017-339  
 X. 017-340  
 Y. 017-341  
 Z. 017-342

Summer is definitely the time for tote bags and  
 backpacks or traveling because they're done on  
 plastic canvas. Include unstamped canvas and  
 design chart, acrylic yarn, needles, handles and in-  
 structions. 12" x 16" \$9.95  
 A. 017-343 Backpack \$11.95  
 B. 017-344 Backpack \$11.95  
 C. 017-345 Backpack \$11.95  
 D. 017-346 Backpack \$11.95  
 E. 017-347 Backpack \$11.95  
 F. 017-348 Backpack \$11.95  
 G. 017-349 Backpack \$11.95  
 H. 017-350 Backpack \$11.95  
 I. 017-351 Backpack \$11.95  
 J. 017-352 Backpack \$11.95  
 K. 017-353 Backpack \$11.95  
 L. 017-354 Backpack \$11.95  
 M. 017-355 Backpack \$11.95  
 N. 017-356 Backpack \$11.95  
 O. 017-357 Backpack \$11.95  
 P. 017-358 Backpack \$11.95  
 Q. 017-359 Backpack \$11.95  
 R. 017-360 Backpack \$11.95  
 S. 017-361 Backpack \$11.95  
 T. 017-362 Backpack \$11.95  
 U. 017-363 Backpack \$11.95  
 V. 017-364 Backpack \$11.95  
 W. 017-365 Backpack \$11.95  
 X. 017-366 Backpack \$11.95  
 Y. 017-367 Backpack \$11.95  
 Z. 017-368 Backpack \$11.95

Summer is definitely the time for tote bags and  
 backpacks or traveling because they're done on  
 plastic canvas. Include unstamped canvas and  
 design chart, acrylic yarn, needles, handles and in-  
 structions. 12" x 16" \$9.95  
 A. 017-343 Backpack \$11.95  
 B. 017-344 Backpack \$11.95  
 C. 017-345 Backpack \$11.95  
 D. 017-346 Backpack \$11.95  
 E. 017-347 Backpack \$11.95  
 F. 017-348 Backpack \$11.95  
 G. 017-349 Backpack \$11.95  
 H. 017-350 Backpack \$11.95  
 I. 017-351 Backpack \$11.95  
 J. 017-352 Backpack \$11.95  
 K. 017-353 Backpack \$11.95  
 L. 017-354 Backpack \$11.95  
 M. 017-355 Backpack \$11.95  
 N. 017-356 Backpack \$11.95  
 O. 017-357 Backpack \$11.95  
 P. 017-358 Backpack \$11.95  
 Q. 017-359 Backpack \$11.95  
 R. 017-360 Backpack \$11.95  
 S. 017-361 Backpack \$11.95  
 T. 017-362 Backpack \$11.95  
 U. 017-363 Backpack \$11.95  
 V. 017-364 Backpack \$11.95  
 W. 017-365 Backpack \$11.95  
 X. 017-366 Backpack \$11.95  
 Y. 017-367 Backpack \$11.95  
 Z. 017-368 Backpack \$11.95

Summer is definitely the time for tote bags and  
 backpacks or traveling because they're done on  
 plastic canvas. Include unstamped canvas and  
 design chart, acrylic yarn, needles, handles and in-  
 structions. 12" x 16" \$9.95  
 A. 017-343 Backpack \$11.95  
 B. 017-344 Backpack \$11.95  
 C. 017-345 Backpack \$11.95  
 D. 017-346 Backpack \$11.95  
 E. 017-347 Backpack \$11.95  
 F. 017-348 Backpack \$11.95  
 G. 017-349 Backpack \$11.95  
 H. 017-350 Backpack \$11.95  
 I. 017-351 Backpack \$11.95  
 J. 017-352 Backpack \$11.95  
 K. 017-353 Backpack \$11.95  
 L. 017-354 Backpack \$11.95  
 M. 017-355 Backpack \$11.95  
 N. 017-356 Backpack \$11.95  
 O. 017-357 Backpack \$11.95  
 P. 017-358 Backpack \$11.95  
 Q. 017-359 Backpack \$11.95  
 R. 017-360 Backpack \$11.95  
 S. 017-361 Backpack \$11.95  
 T. 017-362 Backpack \$11.95  
 U. 017-363 Backpack \$11.95  
 V. 017-364 Backpack \$11.95  
 W. 017-365 Backpack \$11.95  
 X. 017-366 Backpack \$11.95  
 Y. 017-367 Backpack \$11.95  
 Z. 017-368 Backpack \$11.95

Summer is definitely the time for tote bags and  
 backpacks or traveling because they're done on  
 plastic canvas. Include unstamped canvas and  
 design chart, acrylic yarn, needles, handles and in-  
 structions. 12" x 16" \$9.95  
 A. 017-343 Backpack \$11.95  
 B. 017-344 Backpack \$11.95  
 C. 017-345 Backpack \$11.95  
 D. 017-346 Backpack \$11.95  
 E. 017-347 Backpack \$11.95  
 F. 017-348 Backpack \$11.95  
 G. 017-349 Backpack \$11.95  
 H. 017-350 Backpack \$11.95  
 I. 017-351 Backpack \$11.95  
 J. 017-352 Backpack \$11.95  
 K. 017-353 Backpack \$11.95  
 L. 017-354 Backpack \$11.95  
 M. 017-355 Backpack \$11.95  
 N. 017-356 Backpack \$11.95  
 O. 017-357 Backpack \$11.95  
 P. 017-358 Backpack \$11.95  
 Q. 017-359 Backpack \$11.95  
 R. 017-360 Backpack \$11.95  
 S. 017-361 Backpack \$11.95  
 T. 017-362 Backpack \$11.95  
 U. 017-363 Backpack \$11.95  
 V. 017-364 Backpack \$11.95  
 W. 017-365 Backpack \$11.95  
 X. 017-366 Backpack \$11.95  
 Y. 017-367 Backpack \$11.95  
 Z. 017-368 Backpack \$11.95

Summer is definitely the time for tote bags and  
 backpacks or traveling because they're done on  
 plastic canvas. Include unstamped canvas and  
 design chart, acrylic yarn, needles, handles and in-  
 structions. 12" x 16" \$9.95  
 A. 017-343 Backpack \$11.95  
 B. 017-344 Backpack \$11.95  
 C. 017-345 Backpack \$11.95  
 D. 017-346 Backpack \$11.95  
 E. 017-347 Backpack \$11.95  
 F. 017-348 Backpack \$11.95  
 G. 017-349 Backpack \$11.95  
 H. 017-350 Backpack \$11.95  
 I. 017-351 Backpack \$11.95  
 J. 017-352 Backpack \$11.95  
 K. 017-353 Backpack \$11.95  
 L. 017-354 Backpack \$11.95  
 M. 017-355 Backpack \$11.95  
 N. 017-356 Backpack \$11.95  
 O. 017-357 Backpack \$11.95  
 P. 017-358 Backpack \$11.95  
 Q. 017-359 Backpack \$11.95  
 R. 017-360 Backpack \$11.95  
 S. 017-361 Backpack \$11.95  
 T. 017-362 Backpack \$11.95  
 U. 017-363 Backpack \$11.95  
 V. 017-364 Backpack \$11.95  
 W. 017-365 Backpack \$11.95  
 X. 017-366 Backpack \$11.95  
 Y. 017-367 Backpack \$11.95  
 Z. 017-368 Backpack \$11.95

Summer is definitely the time for tote bags and  
 backpacks or traveling because they're done on  
 plastic canvas. Include unstamped canvas and  
 design chart, acrylic yarn, needles, handles and in-  
 structions. 12" x 16" \$9.95  
 A. 017-343 Backpack \$11.95  
 B. 017-344 Backpack \$11.95  
 C. 017-345 Backpack \$11.95  
 D. 017-346 Backpack \$11.95  
 E. 017-347 Backpack \$11.95  
 F. 017-348 Backpack \$11.95  
 G. 017-349 Backpack \$11.95  
 H. 017-350 Backpack \$11.95  
 I. 017-351 Backpack \$11.95  
 J. 017-352 Backpack \$11.95  
 K. 017-353 Backpack \$11.95  
 L. 017-354 Backpack \$11.95  
 M. 017-355 Backpack \$11.95  
 N. 017-356 Backpack \$11.95  
 O. 017-357 Backpack \$11.95  
 P. 017-358 Backpack \$11.95  
 Q. 017-359 Backpack \$11.95  
 R. 017-360 Backpack \$11.95  
 S. 017-361 Backpack \$11.95  
 T. 017-362 Backpack \$11.95  
 U. 017-363 Backpack \$11.95  
 V. 017-364 Backpack \$11.95  
 W. 017-365 Backpack \$11.95  
 X. 017-366 Backpack \$11.95  
 Y. 017-367 Backpack \$11.95  
 Z. 017-368 Backpack \$11.95

Summer is definitely the time for tote bags and  
 backpacks or traveling because they're done on  
 plastic canvas. Include unstamped canvas and  
 design chart, acrylic yarn, needles, handles and in-  
 structions. 12" x 16" \$9.95  
 A. 017-343 Backpack \$11.95  
 B. 017-344 Backpack \$11.95  
 C. 017-345 Backpack \$11.95  
 D. 017-346 Backpack \$11.95  
 E. 017-347 Backpack \$11.95  
 F. 017-348 Backpack \$11.95  
 G. 017-349 Backpack \$11.95  
 H. 017-350 Backpack \$11.95  
 I. 017-351 Backpack \$11.95  
 J. 017-352 Backpack \$11.95  
 K. 017-353 Backpack \$11.95  
 L. 017-354 Backpack \$11.95  
 M. 017-355 Backpack \$11.95  
 N. 017-356 Backpack \$11.95  
 O. 017-357 Backpack \$11.95  
 P. 017-358 Backpack \$11.95  
 Q. 017-359 Backpack \$11.95  
 R. 017-360 Backpack \$11.95  
 S. 017-361 Backpack \$11.95  
 T. 017-362 Backpack \$11.95  
 U. 017-363 Backpack \$11.95  
 V. 017-364 Backpack \$11.95  
 W. 017-365 Backpack \$11.95  
 X. 017-366 Backpack \$11.95  
 Y. 017-367 Backpack \$11.95  
 Z. 017-368 Backpack \$11.95

Summer is definitely the time for tote bags and  
 backpacks or traveling because they're done on  
 plastic canvas. Include unstamped canvas and  
 design chart, acrylic yarn, needles, handles and in-  
 structions. 12" x 16" \$9.95  
 A. 017-343 Backpack \$11.95  
 B. 017-344 Backpack \$11.95  
 C. 017-345 Backpack \$11.95  
 D. 017-346 Backpack \$11.95  
 E. 017-347 Backpack \$11.95  
 F. 017-348 Backpack \$11.95  
 G. 017-349 Backpack \$11.95  
 H. 017-350 Backpack \$11.95  
 I. 017-351 Backpack \$11.95  
 J. 017-352 Backpack \$11.95  
 K. 017-353 Backpack \$11.95  
 L. 017-354 Backpack \$11.95  
 M. 017-355 Backpack \$11.95  
 N. 017-356 Backpack \$11.95  
 O. 017-357 Backpack \$11.95  
 P. 017-358 Backpack \$11.95  
 Q. 017-359 Backpack \$11.95  
 R. 017-360 Backpack \$11.95  
 S. 017-361 Backpack \$11.95  
 T. 017-362 Backpack \$11.95  
 U. 017-363 Backpack \$11.95  
 V. 017-364 Backpack \$11.95  
 W. 017-365 Backpack \$11.95  
 X. 017-366 Backpack \$11.95  
 Y. 017-367 Backpack \$11.95  
 Z. 017-368 Backpack \$11.95

Summer is definitely the time for tote bags and  
 backpacks or traveling because they're done on  
 plastic canvas. Include unstamped canvas and  
 design chart, acrylic yarn, needles, handles and in-  
 structions. 12" x 16" \$9.95  
 A. 017-343 Backpack \$11.95  
 B. 017-344 Backpack \$11.95  
 C. 017-345 Backpack \$11.95  
 D. 017-346 Backpack \$11.95  
 E. 017-347 Backpack \$11.95  
 F. 017-348 Backpack \$11.95  
 G. 017-349 Backpack \$11.95  
 H. 017-350 Backpack \$11.95  
 I. 017-351 Backpack \$11.95  
 J. 017-352 Backpack \$11.95  
 K. 017-353 Backpack \$11.95  
 L. 017-354 Backpack \$11.95  
 M. 017-355 Backpack \$11.95  
 N. 017-356 Backpack \$11.95  
 O. 017-357 Backpack \$11.95  
 P. 017-358 Backpack \$11.95  
 Q. 017-359 Backpack \$11.95  
 R. 017-360 Backpack \$11.95  
 S. 017-361 Backpack \$11.95  
 T. 017-362 Backpack \$11.95  
 U. 017-363 Backpack \$11.95  
 V. 017-364 Backpack \$11.95  
 W. 017-365 Backpack \$11.95  
 X. 017-366 Backpack \$11.95  
 Y. 017-367 Backpack \$11.95  
 Z. 017-368 Backpack \$11.95



# NEW FROM GENERAL FOODS CREATIVE VILLAGE STITCHERY!

## 551 exciting needlecraft ideas... yours to preview for 15 days FREE!

**Mail the attached card today! Get your Creative Village STITCHERY SHOWCASE™ Book to preview without obligation... plus a mini sample kit to make yourself... compliments of General Foods!**

See crewel and needlepoint pillows with striking floral designs... quick-and-easy bargello patterns... fuzzy little animals to make for a child... hundreds of exciting needlecraft projects! All photographed in color. All available in convenient kit form. All ready for you to order, make and enjoy!

And who has put together such an important collection as this? General Foods Creative Village! Because they're concerned with the needs and wants of today's woman—you! And they invite you now to preview this new needlecraft collection in your own home as your introduction to their convenient shop-at-home "boutique" service, Creative Village STITCHERY. Just mail the attached card and you'll get the big, 56-page STITCHERY SHOWCASE Book for Fall/Winter '74—yours for 15 days FREE!

Here are some of the exciting things coming to you...

**A vast selection** of fun-to-do projects in 10 different needlecrafts! 551 kits in all—more than any other club of its kind. Plus dozens of additional basic supplies and sought-after accessories, too! Pages and pages of projects... photographed and described in full... reproduced on fine-quality paper... bound in a handy horizontal format to make choosing easier and more enjoyable for you. Real quality you can depend on.

**Dozens of exclusive kits** available to you only from Creative Village STITCHERY! Needlepoint and crewel kits celebrating bicentennial themes... knit and crochet kits for children's fashions... needlework designs with the richness of masterpiece paintings... and many more!

**Many of the newest projects**—previewed for the very first time—from some of the world's biggest manufacturers! Be among the first with the latest creations by ordering projects that appear in your STITCHERY SHOWCASE Book!

**Personal, prompt service.** You get handy post paid order forms... fast, efficient service from modern order processing facilities... your own needlecraft expert to call COLLECT... and your complete satisfaction is guaranteed or your money will be refunded.



yours to make, keep or give as a gift—just for fun!

**PLUS you get a mini sample kit to make yourself!** This quick-and-easy project will let you try your hand at toy-making—which is becoming one of today's most popular needlecrafts. The Teddy Bear is

**Enjoy continuing year-round service for just \$5.00!** After your free preview,

you can keep your STITCHERY SHOWCASE Book and become a member of Creative Village STITCHERY! You'll get a new STITCHERY SHOWCASE Book and mini sample kit for each season of the year—featuring an exciting new assortment of the latest projects, as well as the popular favorites—more exclusives, too! All for just \$5.00. Of course, you can return your first book, if you want, and owe nothing. The mini sample kit is yours to keep in any case.

So please send for your STITCHERY SHOWCASE Book today to preview for 15 days FREE. It's quite an experience!



**Fill out and mail today—send no money now**

### Preview

- designer exclusives!
- first-time-available projects!
- 10 different needlecrafts in all!
  - Needlepoint \*Crewel—including the new Fingerloom Crewel
  - \*Embroidery
  - \*Tapestry \*Toy-Making \*Afghans
  - Quilting \*Appliques
  - \*Macrame (String Art too!) And as an extra... a special section of Christmas decorations!



Mail to: General Foods'  STITCHERY  
1112 Seventh Avenue, Monroe, Wisconsin 53566

**YES!** Please send me my STITCHERY SHOWCASE Book and mini sample kit to preview for 15 days FREE! If I wish, I may keep the book and receive three additional editions and three more mini sample kits throughout the year as a member of Creative Village STITCHERY—all for only \$5.00. If I decide not to become a member, I may return the STITCHERY SHOWCASE Book to you after 15 days and owe nothing. In any case, the mini sample kit is mine to keep.

NAME \_\_\_\_\_

ADDRESS \_\_\_\_\_

CITY \_\_\_\_\_ STATE \_\_\_\_\_ ZIP \_\_\_\_\_

# 1974 award-winning "Homes for Better Living"

Seven custom-designed houses, below and on pages 76-77, have won awards in the 19th annual "Homes for Better Living" judging co-sponsored by *American*

*Home, House & Home* and the American Institute of Architects. Nine winners in the multifamily and merchant-built housing categories follow.—Evan Frances



**Hug-the-ground** profile of spacious seaside home in Darien, Conn., is capped by wide-sloping cedar-shingled roof. Massive columns and broad expanses of glass provide exterior elegance. Architects: Huygens and Tappé, Inc. Merit Award.

## Space-saving

prompted the three-story design of wood-frame house in Jacksonville, Fla. Built by a quarter-acre pond, the house encroaches little on surrounding woodland. Glass-roofed conservatory on one side is for tropical plants. Architects: Freedman/Clements/Rumpel. Merit.



## Angular look

of this Boxborough, Mass., exterior belies the free-flowing open spaces within. Skylights and slanted windows flood multilevel interior with natural light. Architect: Robert Whitton. Merit.



## Sleek seaside

home in Sands Point, N.Y., has sweeping curves and spectacular views of Long Island Sound. First-level living room and second-level bedrooms open onto their own private decks. Dressing room and sauna, partly below-grade, are convenient to beach activities. Architect: Myron Goldfinger. Merit.



## Cube-shaped

for the sake of economy, this Des Moines, Iowa, house overlooks a wooded ravine on one side, a garden on the other. It's built on four levels, and living is easy on all of them. Architects: Booth & Nagle. Merit.



“...I’m going to miss you, Kathy...”



Remember when you and your sister were growing up and you had to share a room? She drew an imaginary line through the center of the floor and dared you to cross it. Yet, once, when it wasn't even your birthday she bought you blue ribbons for your hair. Remember the times she made you giggle? Sometimes she made you cry. But the day she was leaving for college you were afraid you would never see her again. Then she gave you her charm bracelet to hold for safe-keeping. Her most precious possession—and you knew she would be back.

Now that you're both grown up with families of your own, you can still be together, any time, by Long Distance.

Long Distance is the next best thing to being there.



continued

### Reviving a run-down

section of northern California's Oakland Estuary, this 800-unit (when completed) project takes maximum advantage of waterfront views in stacking apartments above parking and shopping tiers. Architects: Sandy/Babcock. Honor.



### Hillside development

in Ithaca, N.Y., despite high density, insures privacy and valley vistas for 235 units—atrium dwellings leading up to five-story structure that spans hilltop, plus three-story town houses (not shown). Architects: Werner Seligmann & Associates. Merit.



### Mini brick towers

establish scale and unity for row of 14 town houses in downtown Philadelphia, Pa. The towers—two to a unit—are an integral, functioning part of each three-level structure, providing storage spaces and fire-place chimneys. Architects: Louis Sauer Associates. Merit.



## Combining high style with low rise in multifamily winners

### Good-life dormitories

(right) at Bowdoin College, Brunswick, Me., are contained in 24 flexible units. Architects: Design Five Maine, Inc. Merit.


### Two levels of bedrooms

plus multipurpose loft make up each of 42 units (below) at Synanon, Tomales Bay, Calif. Architects: Kaplan & McLaughlin. Merit.



### Residential-scale

buildings (below), separated by wooded areas and driveways, comprise government-subsidized senior citizens' project in North Syracuse, N.Y.; structures with 152 units plus community center have human dimensions that create a friendly neighborhood. Architects: Schleicher-Soper Associates. Merit.



# THINK THINS

LESS "TAR" THAN  
MOST 100'S.\*

MENTHOL  
TOO.

20 FILTER  
CIGARETTES

*Silva*  
**THINS**

*Silva THINS 100'S*

# THINK SILVA THINS 100'S

\*According to the latest U.S. Government figures.  
Filter: 17 mg. "tar", 1.2 mg. nicotine; Menthol: 16 mg. "tar",  
1.2 mg. nicotine av. per cigarette, FTC Report March '74.

Warning: The Surgeon General Has Determined  
That Cigarette Smoking Is Dangerous to Your Health.

# Recognizing the need to use space well, inside and out

**High fences protect the privacy** of patio-home project in Mountain View, Calif. (below). The first merchant-built award winner in three years, it shows that good design is possible on a small site (23 units on 5 acres). Each unit is set on the edge of its property line, and the area gained is turned into small patios on the three remaining "open" sides. Architects: Jones/Hom. Merit.



## Airy home at top of town house

in San Francisco, Calif., was created by breaking down walls, adding a three-foot extension to upper-level apartment and building another level on top of it. Pictured (right) is remodeled living room; above it and behind balcony is master bedroom and bridge (not shown) leading to new roof garden. Architect: Daniel Solomon. Merit.



## Old warehouse gets a new lease on life

in Boston, Mass. Waterfront structure is now an apartment building. Living room on attic level (left) is enhanced by original timbers and exposed brick. Architects: Anderson Notter Associates. Honor.

# Dixie®

**EXCLUSIVE OFFER:**

**Dispensers in  
new House & Garden  
colors.**

Choose from six vivid  
new House & Garden colors  
never before available  
in bathroom dispensers.

Exclusive mail-in offer.  
Not available in stores.  
**Send \$1 with coupon  
while supply lasts.**

Replace your old dispenser with  
one that's color-coordinated  
to the new towels  
and bathroom accessories.

Idea: put your old dispenser  
up someplace new—patio,  
playroom, workshop, etc.

**Important:**

Removing your old  
dispenser is easy.  
Simple instructions on  
how to take down your  
adhesive-backed dispenser  
are included with  
your new dispenser.

Please send me the following 3-ounce cup Bathroom  
Dispenser(s). I enclose \$1.00 for each dispenser. (Cups not in-  
cluded.) Please allow 4-6 weeks for delivery. Expiration date:  
Dec. 31, 1975.

Name \_\_\_\_\_

Address \_\_\_\_\_

City \_\_\_\_\_

State \_\_\_\_\_ Zip \_\_\_\_\_

Mail to: **DIXIE® DECORATOR DISPENSER**  
P.O. Box 9160, Kankakee, Ill. 60901

3-DC-94

**Circle color(s) desired:**



Real Red



Bittersweet



Ultramarine  
Blue



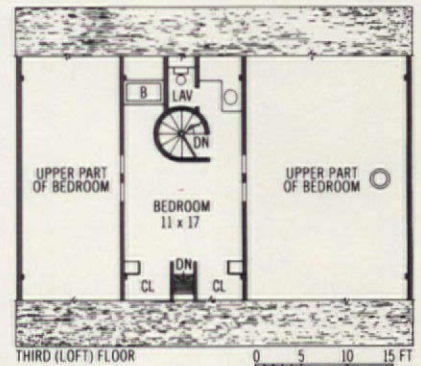
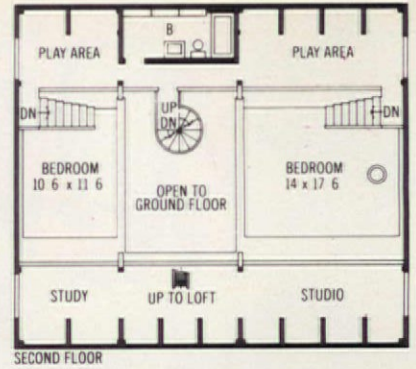
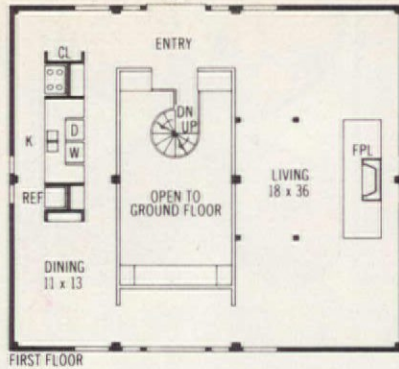
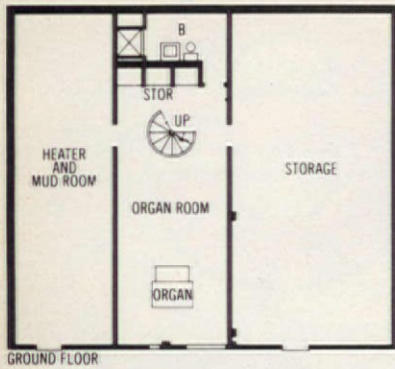
Velvet  
Brown



Sweet Lime

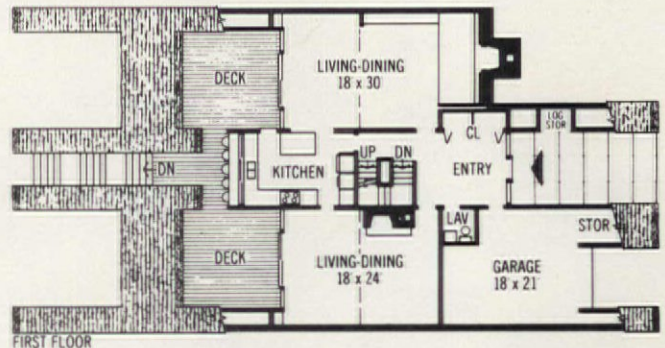
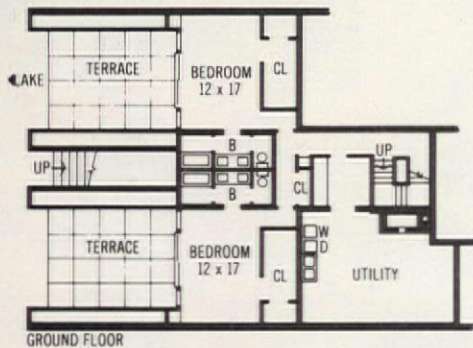


Sun Yellow



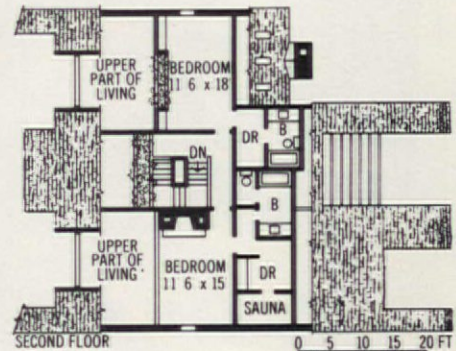
## Remodeled 100-year-old barn fulfills young family's desire for relaxed, modern-day living.

*This is the kind of place for nature lovers—a lofty, four-level home (pictured on page 77) that's totally at one with its farmland surroundings. As floor plans show, the house is designed around a central open space. Huge geometric windows, placed where original beams permit, augment the feeling of openness, and spiral staircase connects rooms on each level. Ground floor offers an ideal spot at the base of open core for owner's favorite pastime, playing the organ. On first floor, kitchen, dining and living rooms form continuous flow of spaces. Second floor, balcony-like as is the first, comprises "bridges" hugging opposite sides of barn to provide play and studio areas, plus two step-down children's bedrooms. Loft level at the top contains master bedroom suite.*



## Vacation retreat is designed to allow children and adults to have a home life of their own.

*Flexible three-level home beside Lake Michigan (pictured on pages 76-77) is laid out so masterfully that both children and adults can enjoy precious privacy or family conviviality. Situated on ground level, the children's bedrooms have their own access to beach. First floor, which is the family level, contains kitchen and two living-dining areas. Tucked away on second level—a kind of upper balcony overlooking living-dining areas—are bedrooms for parents and guests. Entire house is oriented toward water. All rooms have lake views, and kitchen is placed so that food can be served as easily outdoors, on either of the twin decks, as indoors.*



Custom-house jury: architects Francis Gassner, Memphis, Tenn.; Hugh Newell Jacobsen, Washington, D.C.; William Morgan, Jacksonville, Fla.; Frank Tomsick, San Francisco, Calif.; *American Home* architecture and design editor Evan Frances, A.I.D.

The 1974 custom-house jury voted, prior to final judging, to present only one category of commendation, the Merit award.

Merchant-built and multifamily-housing jury: builder Russell V. Baltis, Jr., North Kansas City, Mo.; architects Jack Craycroft, Dallas, Texas; A. Robert Fisher, San Francisco, Calif.; John W. Moutoussamy, Chicago, Ill.; Charles H. Pawley, Miami, Fla.; architectural student Ralph Jackson, Harvard Graduate School of Design, Cambridge, Mass.; *House & Home* associate editor June R. Vollman.



Get a lavish  
**\$12.00\***  
**Beauty Kit™**  
 for only **\$1** with coupon

No obligation to buy more kits—you may cancel any time after receiving your introductory kit.



World of Beauty Club brings you kit after kit of costly fragrances... lipsticks... eye make-up... bath oils... blushers... creams... colognes... from world-famous cosmetics makers.

**Here's what you get...**

**A Fabulous \$12.00\* Beauty Kit**, brimming with fine famous-name cosmetics and beauty aids—products you've always wanted to try—from companies you know and trust. \$12 worth of luxury cosmetics for just \$1. At least seven prestige cosmetics in your first Beauty Kit... and not just sample sizes! **Plus A Beauty Guide Magazine** packed with "how-to" articles by renowned beauty experts to help you make yourself even more attractive!

**Plus A Bonus Coupon** that entitles you to extra beauty products at significant savings! **How Can We Make This Fabulous \$1 Offer?** Because the world's great cosmetics makers want you to discover and try their finest creations, they make them available to you at far less than their value through the World of Beauty Club.

**And That's Just The Beginning!** After your Introductory Beauty Kit, you'll go on getting similar kits of prestige beauty products about every two months, automatically, for as long as you want... plus, once a year, a deluxe men's kit of famous grooming aids and an exclusive Springtime Fragrance Kit, ideal for gift giving—all on approval—for about half their value. **Mail coupon today!**

© GRI CORP.

At the very least, the value of each Beauty Kit will be \$12.00—most times even more. But you pay only \$4.98 per kit plus shipping and handling for those you choose to keep. No obligation to continue. If you don't find your Introductory Kit or any other Beauty Kit completely irresistible, you may cancel your membership at any time. Yet your

\$12.00 Introductory Kit for just \$1 is yours regardless. **\$12.00\* Worth of Famous-Name Cosmetics... Beauty Guide Magazine... Bonus Offer...** mail the coupon today and see what a dollar can do for you! World of Beauty Club, 623 South Wabash Avenue, Chicago, Illinois 60605.

**\$1 INTRODUCTORY OFFER**

**World of Beauty® Club**  
 623 S. Wabash Ave., Chicago, Ill. 60605

Please enroll me and send my first Beauty Kit valued at \$12\* or more—plus Beauty Guide Magazine—all for only \$1. I understand that I will receive—on approval—an exciting new Beauty Kit about every two months—plus, once a year, a deluxe men's kit of famous grooming aids and an exclusive Springtime Fragrance Kit, ideal for gift giving. Each kit will be worth at least \$12—most times even more—yet I may keep any kit for the member's money-saving price of just \$4.98 plus shipping and handling (and applicable sales tax). I may cancel my membership at any time after examining my \$1 kit.

- \$1.00 enclosed. I save 98¢ shipping and handling on my Introductory Kit.
- Bill me later for \$1.00 plus 98¢ shipping and handling on my Introductory Kit.

To help you serve my needs personally, I am checking:

- \* **Age Group**
  - 16-19
  - 20-25
  - 26-32
  - 33-39
  - 40 plus
- Hair Color**
  - Blonde
  - Brunette
  - Redhead
  - Silver
  - Black
- Skin Tone**
  - Light
  - Medium
  - Dark
- Skin Type**
  - Dry
  - Oily
  - Normal



**SAVE 98¢!**

Fold \$1 or check... mail with this coupon in envelope today to save 98¢ shipping and handling charge on your Introductory Kit.



C327

Mrs.  Miss (PLEASE PRINT) FIRST NAME LAST NAME  
 Address Apt.  
 City  
 State Zip

**CANADIANS**—Mail coupon with \$1 in envelope to U.S.A. address. Future Beauty Kits somewhat higher than U.S.A. Shipment and service from Canada. **LIMIT: ONE INTRODUCTORY BEAUTY KIT PER FAMILY**  
 \*Based on manufacturers' suggested retail prices.

# Dream house going up in Dallas!

Our objective is a livable, enjoyable home that will not only save energy in the form of fuel, but will conserve the energy of the housewife and the family." With these words to guide them, more than 100 women from all over the country—many of them wives

of builders, some of them builders themselves—gathered recently in Washington, D.C.

The event: a design seminar, co-sponsored by the Women's Auxiliary of the National Association of Home Builders and *American Home*, and in-

cluding participants from General Electric and the NAHB publication *Journal-Scope*.



Breaking ground: I'm surrounded by "hardhats," with NAHB Women's Auxiliary President Betty Stratton on my right. Our \$60,000 dream house is being built by Home and Apartment Builders Association of Metropolitan Dallas.



Planning: Mary Powers (polka dots), our Reader Reaction Bureau director, leads a discussion at design seminar.

The purpose: to "design" as a group a dream house with conveniences and energy-saving pluses. "This will be a house by and for women who spend much of their time homemaking," Mrs. Betty Stratton, the Women's Auxiliary president, told the enthusiastic group. The finished product—a one-story, four-bedroom house with three-and-a-half baths—will be displayed at the NAHB convention in Dallas next January. See it in color in February *AH*.

## Good-living garage remodeling

The garage-to-family room transformation shown on pages 72-73 exemplifies smart remodeling at its best. Architect J. Donald Bowman converted the Duane Johnsons' one-car garage into a

bright, spacious room perfectly tailored to their wishes. The original space (see floor plan, below, left) now contains a 12-by-18-foot dining/lounging area and, tucked in the rear, a much-needed 6-by-12-foot utility room.

Good design and clever use of materials—particularly plywood as paneling—kept the remodeling within the \$3,500 budget (see cost breakdown, below).

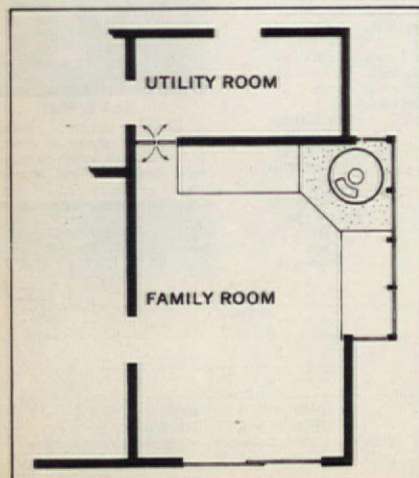
If you are thinking of undertaking a similar conversion, remember that labor costs and materials prices vary

widely across the country. To save money, be sure to get bids from at least three contractors. The best cost-cutter is to do most of the job yourself.

Complete plans and step-by-step building instructions for this garage conversion are available. They also include plans for remodeling a two-car garage, plus instructions for building the wood-strip privacy screen pictured on page 73.

—Jane L. Lawrence

To order plans, send \$1 to: American Plywood Assn., Dept. AH-094, 1119 A St., Tacoma, Wash. 98401.




Materials and cost breakdown	Materials	Labor	Subcontracting	Total
Demolition	—	\$160	—	\$160
Concrete work	\$205	125	—	330
Framing lumber	125	235	—	360
Finish lumber	315	370	—	685
Doors & jambs	90	60	—	150
Cement asbestos board	27	20	—	47
Rough-sawn plywood paneling	153	200	—	353
Sliding glass door	120	40	—	160
Plexiglas bay-window roof	120	100	—	220
Installed glass	—	—	\$150	150
Plasterboard	40	55	—	95
Electric wiring & heat	—	35	410	445
Insulation	25	30	—	55
Fireplace	200	90	—	290
	<u>\$1,420</u>	<u>\$1,520</u>	<u>\$560</u>	<u>\$3,500</u>



# Visit "Catalog Corner" and bargain-buy from your easy chair


Shop relaxed when you order goodies by catalog from your home. And remember that Christmas is not very far away!



**Sensational, new** art needlecraft kits. Send 25¢ for their next 4 colorful catalogs to: The Stitchery, Dept. AH-9, 204 Worcester Turnpike, Wellesley Hills, Mass. 02181.

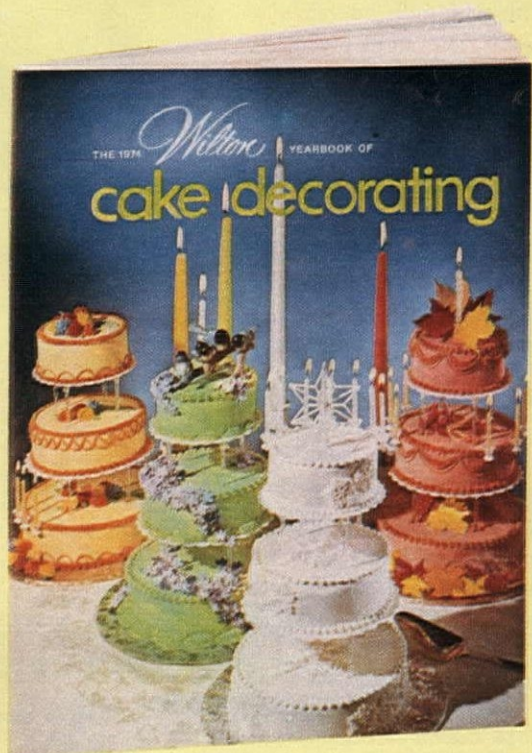


**Very latest** fashions, jewelry, gifts, imports. Catalog is \$1, refundable with order, from Old Pueblo Traders, 600-D9-So, Country Club Rd., Tucson, Ariz. 85716.



**Incredibly complete** catalog of over 1,000 items — furniture, furniture kits, decorative accessories. Send 25¢ to Yield House, Dept. A49, North Conway, N.H. 03860.

**Exciting gifts** decorative items and jewelry in a 96-page catalog. Send 25¢ to Lillian Vernon, Dept A9R, 10-02 44th Drive, Long Island City, N.Y. 11101.



**Delectable** cake-decorating guide has all you need to know packed into 184 full-color pages: Instructions, ideas, tools, cakes for all occasions. Send \$1.50 to Wilton, Dept. AH 94, 833 W. 115th St., Chicago, Ill. 60643.

# Puff quilts

## with patchwork charm in easy, precut kits

By Ann B. Bradley

Inspired by an old Pennsylvania Dutch "fedder bedder" comforter, our puff, or biscuit, quilt is yours to make in a kit by Distlefink.

Complete with precut patches, liner pieces and instructions, quilt or puff pillows are easy to assemble.

You fill puffs individually with polyester batting to plumpness desired; this eliminates any final quilting. Superwarm quilt comes in two color combinations (right and below, near right) and two sizes:

The large is a perfect top comforter for a full-size bed or will drape prettily on a single bed; the small is baby-crib size or might double as a lap robe. Matching pillows are reversible with puffs on both sides.

*Special:* you can plan your own unique patchwork quilt design with our "Patchwork Primer."

See page 93 and coupon, below.



### Patchwork sampler

(far right)

Make this lovely patchwork and appliqué sampler by Distlefink. Kit includes front and back fabrics, cutting patterns, instructions.

Hang as a banner or create pillows from its three sections.

(see page 67).



Fill out coupon and enclose check or money order. Sorry, no C.O.D., Canadian or foreign orders.

**American Home Dept. 6412 4500 N.W. 135th Street, Miami, Florida 33059**

Item	Size	Red/white/blue	Coral/green/white	Price	Plus post.
Puff Quilt, full	60" x 75"	#61879	#61880	@\$29.95 ea.	\$2
Puff Quilt, baby	35" x 45"	#61881	#61882	@\$14.95 ea.	\$1.50
Puff pillow	16" x 16"	#61883	#61884	@\$ 6.95 ea.	75¢
Patchwork banner	20" x 36"	not available	#61878	@\$12.95 ea.	\$1.25

#61885 Patchwork Primer Quilt Planning Kit (see page 93) @ \$9.95 ea. plus \$1 postage  
 #61014 Colorful catalog of needlework kits @ \$.50 ea.

Please add sales tax (N.Y. and Fla.)  
 Total enclosed \$

You may use your charge card for any purchase over \$4.98.

BankAmericard  
 Acct. No. \_\_\_\_\_  
 Good thru \_\_\_\_\_  
 Master Charge  
 Acct. No. \_\_\_\_\_  
 Good thru \_\_\_\_\_  
 Interbank No. \_\_\_\_\_  
 (find above your name)

print name \_\_\_\_\_  
 address \_\_\_\_\_  
 city \_\_\_\_\_ state \_\_\_\_\_ zip \_\_\_\_\_

For other exciting crafts ideas, order catalog #61014 (see coupon).

# THE Betty Crocker® RECIPE CARD LIBRARY

The beautiful recipe file shown here contains more than 1,000 kitchen-tested recipes from the world-famous Betty Crocker Kitchens. In your kitchen, each one of these sure-fire recipes will produce a mouth-watering dish as tempting as the ones pictured here. These dishes are produced by simply following the recipes, and the pictures show you exactly what you are preparing as you prepare it.

## ABSOLUTELY FREE

Moreover, the handsome recipe file, valued at \$5.00, is yours FREE just for examining your first set of Betty Crocker recipe cards. The file comes in your choice of four stunning decorator colors. Besides keeping your cards clean, tidy, and ready for instant use at any time, it is a flattering addition to your kitchen work space.

## SEND NO MONEY

To take advantage of this special offer, simply indicate your choice of decorator color on the coupon and mail it to us.

We will rush your first set of 27 Recipe Cards—SEASONAL FAVORITES—and four blank cards for your own recipe discoveries...PLUS the Recipe File and Divider Cards, for 14 days FREE examination. You may return the cards within 14 days and owe us nothing. Or you may pay only \$1.00 plus a small charge for postage, handling and local tax for the set of Recipe Cards. Either way the Recipe File, a \$5.00 value, will be yours as a GIFT, without obligation.

In the following two months you will receive your second and third set of recipe cards. If you are completely satisfied you will thereafter receive three sets of recipe cards a month for the next seven months, until your 24-set library is complete. You will always be billed at the same low price of \$1.00 per set plus postage, handling, and local tax, and the sets are in every case sent to you on approval. You may also cancel the entire arrangement at any time. When your Betty Crocker Recipe Card Library is complete, you will have more than 1,000 recipes at your fingertips to meet every home and entertainment need.

**over 1,000  
reasons  
to send for this  
FREE GIFT**



### A word from the Betty Crocker Kitchens

From all the thousands of recipes developed and tested by the Betty Crocker Kitchens over the years, we have chosen the most popular—YOUR Favorites!

There are more than 1,000 recipes in all, many never before in print. They are divided into 24 categories, some of which are for parties—others are for family meals. There are money-saving recipes galore along with helpful tips and serving ideas.

Since we first introduced this new concept in cooking convenience the response has been enormous. Literally hundreds of thousands of letters have poured in praising the Library and ordering more cards. So do order soon while the supply lasts. We know this wonderful Library will give you a new lease on cooking and entertaining.

Golden Press, Dept. BC-266  
175 Community Drive, Lake Success Pk., Great Neck, N.Y. 11021

Betty Crocker is a registered trademark of General Mills, Inc.



### Free Recipe File Coupon

Mail to: GOLDEN PRESS, Dept. BC-266  
175 Community Drive  
Lake Success Pk., Great Neck, N.Y. 11021



Please send me the special offer as stated in this ad. I understand the \$5.00 Recipe File in the decorator color I have selected above is mine to keep without obligation, just for examining the first set of Betty Crocker Recipe Cards.

Name \_\_\_\_\_

Address \_\_\_\_\_

City \_\_\_\_\_ State \_\_\_\_\_ Zip \_\_\_\_\_

Offer limited to one per household. Available in Canada—priced slightly higher.

# The telephone makes your home a communications center

Know-how / September

## Coming your way: the convenience of Custom Calling



**Just picture this:** The resident teenager is embarking on the second hour of an elaborate "he-said-then-I-said" phone conversation. The resident bill-payer is expecting an important call on that very phone momentarily, yet he calmly reads the paper. Suddenly, teenager blurts, "Gotta go!" and hangs up. Instantly, the phone rings, and bill-payer rises to his important occasion. Precognition? No. A new service called "Call Waiting," which is already available to some telephone users around the country. No need to shoo the family off the phone and sit watching it expectantly. If you have Call Waiting service and you are talking, a single tone, repeated 10 seconds later, lets you know someone is trying to reach your number. You can either terminate the conversation, or by simply depressing the switch hook briefly, put the first call on "hold" and tend to the new one—all with ordinary phones and no extra lines. And never is heard a discouraging busy signal.

**That's not all.** Say that important call still hasn't come by the time bill-payer and family are due for dinner at a friend's house across town. A code is dialed in so that incoming calls can be forwarded automatically to the friend's phone,

or, for that matter, anywhere else you wish to send them.

Call Waiting and Call Forwarding features are part of "Custom Calling," new conveniences available to customers served by a central telephone office equipped with a highly sophisticated computer-programmed mechanism known as the Electronic Switching System (ESS). So far only about 8 percent of telephone office lines in the country are so equipped, but ESS is a coming thing. And remember, it wasn't too long ago that people were marveling over the dial—"You know, you don't even have to ring Central!" By 1980 about 27 percent of Bell System telephone lines will have been converted to ESS. And some of the 1,705 independent (non-Bell) telephone companies in the land are either already there or headed that way, too.

**Forerunner to ESS in the home** is the stylish Touch-Tone phone with little push buttons that make musical sounds, instead of dials that tick off a certain count of electrical pulses. (Some Touch-Tone phones are in use where there is no ESS, however, their "music" being converted to pulses that conform with the dial system.) You can tap out a number faster than you can dial one, but the real speed of the system comes in the ESS. The computers involved toss signals around, re-call them and send them on other routes faster than you can think about it, and impressive totals of time are saved.

**Two other Custom Calling features** that ESS makes possible are Speed Calling and Three-Way Calling. For people who phone the same numbers often, Speed Calling can save a lot of time—and possible errors. Up to 30 numbers are programmed into the central ESS computer; all you need do is tap out a code and two or three digits, instead of the seven or 10 usually required.

Three-Way Calling is kind of an instant do-it-yourself Conference Call. And since you do it without operator assistance, it costs less. You place one call on "hold" with a quick depression of the hook, then phone the other number—long distance or local—and there's your three-way conversation. It's a simple way to make

business decisions, have a long-range family reunion or find out what both Stephanie and Jennifer are going to wear to the book-and-author luncheon today without a dozen call-backs. To find out if or when Custom Calling will be available in your area, check with your local telephone business office.

## Right now: phone services you may not know about



Your phone may not yet be tuned to the future, through ESS. But there are a great many futuristic-seeming services widely available today. All are designed to improve communications in your home. For instance, you can have an intercom, using your regular telephone, that will save steps and voices when you're trying to

# You don't start with True. You change to True.

You've changed. Your life style has changed. And so has your attitude towards smoking. You've decided you should change to a low tar and nicotine cigarette. That decision brings many people to True.

U. S. Gov't. tests show True is lower in both tar and nicotine than 98% of all other cigarettes sold. That means True is not only gentle on your mind, it's gentle on your taste.

Shouldn't your next cigarette be True?



Warning: The Surgeon General Has Determined That Cigarette Smoking Is Dangerous to Your Health.

Regular: 11 mg. "tar", 0.7 mg. nicotine,  
Menthol: 12 mg. "tar", 0.7 mg. nicotine, av. per cigarette, FTC Report March '74.

reach someone off in the family room, the basement or the workshop. Variations on the system enable you to "answer" your door by telephone or to monitor a sleeping baby from a distant part of the house.

Also, there are wondrous devices to stretch your phone's use—like *speakerphone*, which amplifies a phone conversation so that you and everyone else in a room can carry on hands-free conversations. And there is a company-installed *answering-service machine* that delivers a taped message (created by you) to anyone who calls while you are out and also tapes whatever messages they leave.

Another convenience is the *Card Dialer*. It's a boon if you make a great many calls to the same people from your home—let's say you have a home business or are heavily committed to community projects. The Card Dialer—available with buttons or dial) enables you to save time and effort in placing calls. You insert a coded plastic card in a slot at the top of the instrument and push a start bar—that's all there is to it.

Your phone company offers, in addition, a whole line of specialized mechanical wizardry to aid phone users with a variety of physical handicaps. There is an *amplifier handset* (the receiver-transmitter com-

bination you hold) with an adjustable volume control. There is also an *adapter* that attaches to any phone to take advantage of the telephone-pickup option on some hearing aids. This adapter doesn't amplify sound, by the way; it's much cleverer than that. It generates a magnetic field that the hearing-aid telephone pickup converts into heightened sound.

The range of specialized equipment for the home is staggering. You can order a *Code-Com set*, an instrument that converts sound not only into sight signals (flashing lights) but also into touch signals (vibrations on a small disc), through a prearranged code.

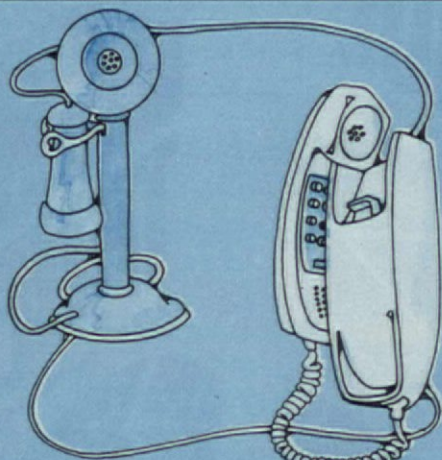
The average telephone simply rings, but various gongs, chimes, bells and buzzers can be installed, and there is a simple *lamp indicator*, a built-into-the-phone light that signals an incoming call, and another, even more helpful device known as the *signalman*. When an ordinary house lamp is plugged into it—from anywhere in the house—the signalman flashes on and off each time the phone rings.

To round out this lineup, there are handsets with an adjustable wheel that enables your phone to transmit even a whisper—and a one-number control that permits automatic dialing

of one specific telephone number. At the push of a button, a preprogrammed emergency number—or any number—can be reached. Your local telephone business office can supply details on any of these specialized services, but be advised: There is usually an installation fee and a monthly service charge.

The phone of the immediate future is the Touch-Tone, and phone companies around the country are hoping at least 70 percent of their customers will be able to opt for it by next year. Touch-Tone users have the capability of speeding up such time-consuming chores as paying bills and shopping in the supermarket by means of telephones. All this depends on computer coordination, of course. With your Touch-Tone telephone service and a computer, you could phone a special number set up by your supermarket, and through use of a prearranged code, do a whole week's shopping in a matter of minutes. Or if your bank were so equipped, you could phone its computer, key in your account number and that of your market and the amount you owe. The computer would see to it that your food bill was paid and your account debited. You wouldn't have to write a check, lick a stamp—or leave your phone.

## Styles, models and colors to suit you



Styles in phones have run a gamut of changes from the time all phones were wall units—and had a crank at the side—to the upright phones that took two hands to use. The latest, called Trimline, is neat and curves nicely in the palm, with the dial—or Touch-Tone buttons, if available—in the center of the handset. And there's a disconnect button right there as well, so you don't have to hang up to make another call. Trimline is handy for desk-top phones and ideal for wall units, which now can be installed in dark, out-of-the-way spots, if necessary, because everything that counts comes to you on a

curled cord—lighted "dial" and all.

If a dangling cord tends to get in the way—in your kitchen, for example—consider a Panel Phone, which fits flush into the wall and has a cord that retracts completely. It comes in brushed copper or brushed aluminum.

Yes, phones have come a long way since Telephone Black was the sole choice. Color telephones became available on a limited basis in 1954, and colors now cover the spectrum from ivory to red (on special order), with lots of shades in between. New styles as well as new colors are tried out in selected areas before being introduced;

such is the history of the *Design Line* phones. These innovative models range from sleek contemporary to old-style "decorator" and ornate French. They can be ordered in only a few communities, but their availability is expected to increase rapidly in the coming months.

Conversation-piece phones do indeed exist now, advertised in mail-order catalogs and Sunday newspapers. However, phone companies are barred by state regulations from connecting these instruments to the network without a protective connecting device. For a fee, your phone company will modify a "decorator" phone's working parts or provide an answering set with a protective connecting arrangement. Suspension of service is threatened if these regulations are not complied with, so those mail-order phones and department-store answering gadgets you are often urged to buy may be in a shadowy area.

The phone company contends that much time and money are expended to assure proper connections and standards of transmission that can be botched up by equipment they have no control over. So if they trundle their truck to your house on a repair call—only to find that the trouble is a phone or gadget you provided—they may not be able to help you.

# How to get the most phone for your money



Just as you *need* no more than a single good outfit to meet the world on all occasions, you *need* no more than a single plain, black dial telephone to be connected with the rest of the world by wire and microwave and satellite and all those other wonders. But right or wrong, this old planet's economic wheels are *not* greased by *need* alone. *Want* plays a big role, too.

You probably want more than one outfit in more than one color, and if you *want*, you can have more than one phone—and in as many colors. One person's extravagance is another person's crying necessity. It's not unlike deciding on extras when you buy a car. The gleaming new chariot will roll freely on four black tires, but if you want that dash of whirling white badly enough, you'll pay extra for sidewalls—and gladly.

Regarding phones, it is important to know exactly what everything costs—color, push buttons, service—divided into one-time charges, monthly service and equipment charges. Then decide how you want to spend your money.

Here are some ideas to help you

plan your expenditures on phone equipment and services, to make sure you get the most of what you want for what you have to pay:

**If you are moving to a new house,** plan your phone needs as carefully as you plan your electrical outlets. Ask your phone company if they can send you a booklet called *Phone Ideas & Moving Planner*. The booklet comes with graph paper to help you with your room layout and furniture and phone placement. Not every phone company has it, but all are staffed with people who can offer suggestions.

Planning the location of all your phones—and the kind of instruments you want—will not only save on installation charges by having everything done at once; it will also give you the pleasure of living with a well-thought-out system. Why are so many phones in narrow, dark hallways creating traffic problems and allowing no place to sit down while talking? Probably because some of the first phones were installed in narrow, dark hallways, and mistakes have a way of perpetuating themselves. Why not rethink your phone habits and break free of outmoded, inefficient patterns?

**If you are building a new home,** plan to pre-wire it, which includes placing outlets, or jacks, for your instruments to plug into. A number of these handy jacks throughout your house can expand the value of one portable telephone instrument immeasurably. Put a jack in the guest room. You don't need a phone there all the time, but how nice to offer that courtesy when the room is occupied. Certainly, the bedrooms, kitchen and family room need jacks. If you are a keen gardener or spend lots of time in your yard, put a jack outdoors. If you have a pool, put a jack nearby—make sure it's a regulation outdoor jack—or put one in the laundry room, workshop, garage, wherever the way you live finds you for stretches of time and it is hard to hear the phone or inconvenient to run and answer it.

Ma Bell and GTE officially discourage phones in bathrooms, mostly because the damp conditions are not good for the equipment rather than because of any serious electrical danger to a wet user. But Hollywood long ago imprinted the French-phone-and-bubble-bath scene on girlish minds, and Martha Mitchell has made nocturnal calls from the porcelain sanctuary famous. You, too, might join the growing number of Americans with phones in the bathroom.

**Or you might want "extension-ability"** of your telephone somewhere in your house, without an actual extension. Consider an extra-long cord,

14 feet, for example. Long cords can be had for a one-time charge (for instance, \$7.24 in New York City) and give you almost the convenience of an extension phone without the monthly charge. Although long cords cost less than a separate jack, they are not recommended in areas where they might create a hazard. Super-long (25-foot) cords are being discouraged now because of the possibility of tangled dangers.

Get to know your service representative at the phone company's business office. Not only are such people trained to be courteous and helpful in the most trying circumstances; they also have a wealth of information on services available to you. They can help you figure out, if the option exists, whether it's better to pay for your special phones on a one-time-only basis or to pay a continuing monthly charge.

**Phone companies in some areas** offer a single-payment option for particular pieces of equipment. The two most common are the Trimline and Princess phones. (The latter, by the way, now has the option of Touch-Tone buttons, eliminating the problem of keeping the base stationary as you dial on it.) If you plan to live in your present location awhile, you may find that paying the one-time charge is cheaper in the long run than paying the monthly charge.

Your service representative can also help you select the type of phone service that best suits the way you use your phone, assuming there is a choice in your area. In some places, Basic Service is all that exists for residential customers. You pay a flat monthly fee, get unlimited incoming calls and can make an unlimited number of outgoing calls within the designated local area. Toll and long-distance calls are billed separately. The costs are determined by how far you call, how long you talk, at what hour you make the call (see chart, page 46) and whether you "dial" the call yourself.

In some metropolitan areas—New York City is one—the service you pay for is measured in "message units." A message unit isn't necessarily just one call. It's one of those items of measure like footcandles and man-hours that take two things into consideration at once—in this case, the length of time you talk and the area you call. A lengthy call in your own area can use as many message units as a short call to a more distant area. You pay a monthly base rate for a certain number of message units (\$7 for 50 in New York) and so much (\$.082 in New York) for each message unit in excess of the 50—plus long-distance

charges as acquired. Taxes are added, too, of course.

A **Basic Budget Service** is available in some places as an alternative—a money-saver if you habitually receive more calls than you make. For this service in New York, for example, you pay only \$4.03 a month base rate, and are charged \$.082 per message unit for *all* outgoing calls—plus taxes. Incoming calls cost nothing, and long-distance calls are billed as usual. If you make an average of no more than one call a day (the national daily average is 5.36 calls per phone), the Budget Service could be for you. Check to see if your phone company makes it available in your area.

When you order telephone service, or if you decide you're due for a change—to cut costs or improve phone efficiency—inquire about the various rate plans that may be offered. Some states—Massachusetts, Alabama, Michigan, Wisconsin and Colorado among them—offer statewide calling plans if you make frequent calls to distant points that fall within the one individual state.

In addition, Michigan has a Budget Toll Dialing Service for intrastate calls made by direct dialing. You subscribe to this service when your phone is installed, pay a flat monthly fee—plus a modest amount, depending on when you call—and you can then phone anywhere you want to in the state.

Very new—and at present its availability is limited and scattered—is the Pick-a-Point rate, which for a flat monthly fee allows you to make a specified number of calls to a particular number anywhere in the country. If this service is offered in your area, it's a good way to keep in frequent touch with a far-off aging parent, a youngster away at school or close friends who have moved to a distant state.

**Speaking of moving**, in some areas you can now take your present phone with you to your new location—if it is not a wall phone—and be credited up to \$5 toward new service. Consult your service representative. (The Bell System calls this option *Take and Save*. An added kick here is getting the okay to snip off the phone wire next to the wall—not exactly the sort of thing you'd get to do every day, unless you happen to be on buddy-buddy terms with James Bond.

The first bill after you move may seem to be unusually high. But don't despair. The cost of the service connection and *some* specialized equipment—a Princess or Trimline, for example—is a special one-time-only outlay; you'll never be charged for it

again. In all likelihood, you'll be making many more local and long-distance calls right after you move. And though many of these calls may be essential, you can cut costs by making long-distance calls at economical times (see chart, page 46) and by being aware of how local telephone charges are computed. Check the telephone directory of your new community or call the telephone business office for full details.

**Plan to be away?** Your local service representative can be of help in arranging a temporary disconnect for your phone for an extended period—three or four weeks, in some areas, but more likely at least a couple of months. Depending on where you live, a temporary disconnect could save you money. Instead of paying the normal monthly service charge, you would pay a nominal amount for the *entire period* of your absence.

If you wish, your phone company can arrange to transfer your calls to another number during the suspension period.

If you own a vacation home with a phone, suspension of service during off-season months is usually a saving, no matter where you live. Another possible money-saver is that old standby for generations of gag-writers, the much-maligned *party line*. Ask about it. The party line still exists in some rural and small-town areas; it might serve your limited vacation-home needs adequately as well as economically.

A word of warning: If you rent out your second home, even for a short time, be sure to have phone service billed right to your tenant during that period. You will save possible hassles later. Your telephone business office can make the necessary arrangements.



## Dial 911: 3 digits that could save your life

Even the most orderly minds can be thrown into disarray by an emergency. Your child has just swallowed floor polish . . . flames are curling from the garage roof . . . a car has just jumped the curb and wrapped itself around the oak tree. What is the fire department number? The police?

In more and more communities around the country, one number—911—is coming into use for emergencies. Called "the universal emergency telephone number," 911 is something less than universal right now, but the plan has been made available by phone companies to all communities they serve. And many cities and towns are taking advantage of this fast, efficient method of connecting phone users with a variety of emergency services.

In Denver, for example, 911 is for police, fire and ambulance calls. In other places (Omaha is one), 911 cuts through to an emergency center that coordinates calls of various natures: police, poison, ambulance, fire.


Check the inside front cover of your local telephone directory to see if 911 exists in your community (you will also find listings for emergency services in the area.) Then make a point of instructing your entire family in the use of the service, being very sure to impress your children with the meaning of "emergency."

When the 911 system was first instituted in New York City, the lines were often flooded with routine, non-emergency calls—which defeated the whole purpose of 911 and necessitated a publicity campaign to educate people to its proper use.

The telephone is also central to a new program, under way in some parts of the country, designed to hasten medical care to heart-attack and accident victims. The program, foundation-funded and patterned after 911 service, results from a National Academy of Sciences study reporting the needless death of thousands each year because of inadequate emergency medical services.



## No-cost coping with telephone troubles



Sometimes phone troubles are of your own making; sometimes they are heaped on you by others, or simply by circumstance. But all can be corrected—with patience on your part—without costing you money.

Have you ever direct-dialed Wisconsin and reached Hawaii instead? A slip of the finger or a quirk in the circuits—no matter if it's your fault, you do not have to pay the penalty. So don't hang up right away. Make your apologies—breakfast time in Madison is still the wee hours in Honolulu. Then ask for the area code and the number you've reached in error. Call the operator and report what's happened, giving your number and the one you called. Operator will make sure the charge is removed.

Similarly, have you ever been engrossed in a long-distance conversation, only to have your call cut off—abruptly and mysteriously—in mid-sentence? Or direct-dialed a long-distance call and the connection was so poor that all you could hear was static or unintelligible whimpers from the other end? When this happens—and it can—don't just hang up in exasperation and call back. Do hang up and call "O." Your call will be restored—and a good connection assured—and you won't be charged for the previous time spent on the line.

How many times have you picked up the phone and it's doornail dead? Or you hear odd sounds? Few frustrations are more wearing than to sit with an inoperative phone in your hand, wanting to call the repair service to report that you have an in-

operative phone in your hand. Don't just sit there. Get to a working phone, at the corner drugstore or at a neighbor's house down the street, and phone the repair-service number listed in the front of the local directory. Describe your trouble as best you can. Often the problem is in the central office or along the line, and a visit to your house won't be necessary. But if it is, be aware that phone personnel have company-identification, so you can be sure who they are.

Don't wait for a service breakdown before calling for repairs. Report any troubles on your line: buzzing sounds, static, other voices. These can sometimes be cleared up with a simple adjustment somewhere. And keep in mind that in some localities you are eligible for an adjustment on your bill if you are still without the use of your

phone 24 hours or more after you have reported no service.

Ever wished your phone didn't work so well? The most glorious rose has its finger-pricking thorn, and the telephone has its ability to invade your privacy with unwanted calls—sometimes from acquaintances, more often from strangers. The way to cut down on both nuisances is to learn two simple phrases. For acquaintances, "I'm busy now. Could I call you back?" For phony ploys trying to sell you something: "I'm not interested."


The most unwanted phone calls are probably marked by heavy breathing or a torrent of X-rated language. A cool, unemotional turn-off and hang-up is the best way to handle an obscene phone call. If the calls persist, report them to your service representative and to the police.

## Phoning aids right at your fingertips

Phone information comes in two parts—in some localities, two volumes: white pages (alphabetical) and Yellow Pages (classified). Both are distributed free to customers. (In the U.S.S.R., conversely, phone books are sold.) Having a telephone entitles you to one free listing in the white pages. You can also have a second line—free—to list your children collectively ("The Smith children," for example), if you've had a separate line installed for their use. Extra listings are approximately 25 cents a month.

No listing costs money. Your phone company provides unlisted numbers, but discourages them because they cost Directory Assistance operators so much time—in searching until the person's number is identified as unlisted, and explaining why a number can't be given out even if you are a long-time friend of the family or a long-lost cousin.

The main reason people who are less than famous want unlisted numbers is to avoid nuisance calls. But if a woman feels that a feminine first name in the phone book leaves her open to obscene calls, she can use her initials. And as for avoiding

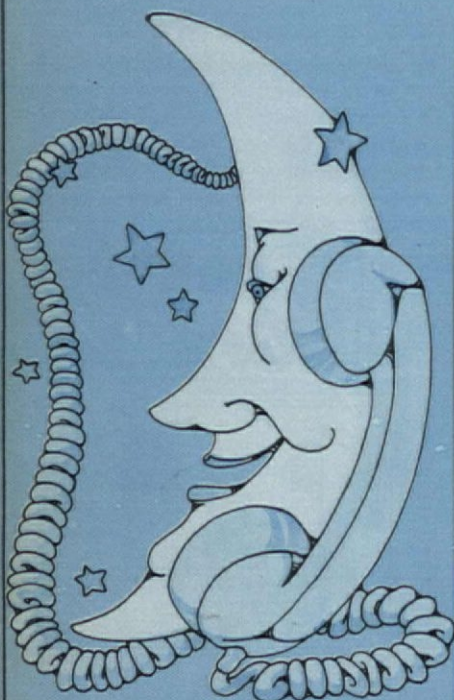


telephoned sales pitches, your phone company maintains that many sales firms make calls in numerical order or at random, and can hit you anyway. Certainly, an unlisted number is no protection from a wrong number.

You could be in for a surprise, if you haven't let your fingers stroll through the Yellow Pages lately. There is much more to be found in it than the phone number of your local awning maker or suede cleaner. For starters, there are government numbers and zip-code data, and maybe even public-transportation maps. In some localities there is a section devoted to places of interest.

Throughout the country, new ways are being tried to make information in the Yellow Pages more readily accessible to you. In some cities, restaurants are listed by nationality, and hardware stores are arranged by neighborhood. And there are a great many cross-references. Check the front of your Yellow Pages for an index of headings. It will direct you to the type of business, service or product you are seeking. Browse a bit. You might find something you didn't know you were looking for.

# 5 ways to stretch your long-distance dollar



**1. Dial or tap out long-distance calls yourself when you can.** When you involve an operator in making such a call, you're paying more. Most phones in the country are equipped to handle Direct Distance Dialing (DDD), an economy plus. As long as your call is completed with just you and the machines—and the electronic tunes some play—you pay less. Person-to-person calls cost more (up to three times as much as the same self-made call); so do credit-card calls, collect calls, calls charged to another number, hotel-guest calls and those for which you request time and charges. The only way you can involve the operator and still pay the lesser rate is when equipment trouble keeps you from getting your call through satisfactorily.

**2. Program your calls.** Avoid paying for person-to-person calls or playing station-to-station roulette by letting people know ahead of time when to expect your call. Drop a postcard, or make a date for the next call as you finish your current one. Then before placing the call, jot down the topics you want to cover, so you don't run through the same "how-are-you-I'm-fine" routine with each new voice on the wire. It's much more

satisfying to offer a new tidbit of information or ask a different question. Then both ends of the call have more to share when it's over.

Time your long-distance calls to be sure you don't go nattering on for 10 or 15 costly minutes when you had planned to talk for a neat three and then over and out. Egg-timers are not up to electronic precision, but are better than nothing, and the sweep second hands on watches and clocks do help.

If you would like to get members of your family who live in various distant places "together" for a single conversation, an operator can set up a conference call for a moderate charge. Arrange the time, and the operator will "gather" the participants. A chorus of "Happy Birthday" from a number of phones and extensions can be a delightful surprise.

**3. Keep a log and check your bills.** Maintain a running record of all the long-distance numbers you phone, plus the date and hour and the length of each call. Note if you made the call yourself or had assistance. Check this data against your bill. If an unfamiliar number with a hefty charge should appear on the bill, call your local service representative immediately, and a correction will be made. Check, too, to be sure you were credited properly for any "wrong-distance" number you dialed and reported to the operator.

**4. Use your free-load option.** When calling most airlines, certain hotel chains or car-rental agencies, check your phone book to see if there is an 800 number for any of these listings. You dial the 800 as though it were an area code, and the call costs you nothing.

**5. Play the rating game.** Smart shoppers try to buy bed sheets during "white sales." Well, phone calls have "sale" times, too, so it's a good idea to know the times when special *interstate* DDD rates are in effect.

The chart at right indicates the four rate periods for interstate calls you make yourself within the continental United States (excluding Alaska and Hawaii). The long bar at the bottom indicates the cheapest rate period; thus the biggest bargain is a call of up to a minute made between 11:00 any night of the week and 8:00 the next morning. You are charged, at most, 35 cents for that first minute and 20 cents for each additional minute—and that's for the farthest crow-flight point on one coast to the other. Calls in between are usually even less.

Unlike this standard *night rate*, all interstate calls made at other times are based on a three-minute minimum. The next lowest rate

(70 cents for the first three minutes, 20 cents for each additional minute) is the *weekend rate*. It is in effect between 8 a.m. and 11 p.m. on Saturday (after which the night rate goes on) and again on Sunday, beginning at 8:00 in the morning. The important difference is that the rate *ends* at 5 p.m. Sunday. If you have been of the notion that the shank of Sunday afternoon is a good time to herd the far-flung family together electronically, disabuse yourself of it immediately. What starts Sunday at 5 p.m. (and extends until 11 p.m.) is the *evening rate*—85 cents for the first three minutes and 25 cents for each minute after that. All weekdays have the same evening rate from 5 p.m. to 11 p.m. And all have the same *day rate* from 8 a.m. to 5 p.m.—\$1.35 for the first three minutes and 45 cents for each additional minute. Holidays are billed at evening rates or lower.

The relative rates are no secret. They are depicted graphically in the front of every phone book in the country. So are the mileage charges for *intrastate* calls and the times when lower rates are in effect for them. Intrastate charges may well differ from those for interstate calls, and it may be a jolt to discover that the friends you can talk to most cheaply happen to live farther away than those in your own state—maybe even a few time zones away, making it convenient for you to take advantage of the night rate. Charges are based on the time *where* a call originates, by the way. East Coasters phoning after 11 p.m., *their time*, will find West Coast friends enjoying the early evening. Similarly, dawn

	MON	TUES	WED	THURS	FRI	SAT	SUN
8 AM to 5 PM	Day					Weekend	
5 PM to 11 PM	Evening						Eve.
11 PM to 8 AM	Night						

callers in California will find New Yorkers well toward lunch.

One final tip: *International* phoning need not involve exorbitant costs if you call station-to-station during low-rate periods. A new and economical convenience to phone users in 159 cities in 23 states permits International Direct Distance Dialing to 20 foreign countries, with even more to come. Here's what IDDD can save: On a three-minute daytime call from anywhere in the continental U.S. to London, for example, person-to-person would cost \$9.60 for the first three minutes; station-to-station, \$5.40; IDDD, only \$3.60.

You can make  
**Versatile**  
**hooked squares**  
 in fun-to-do designs

By Ann B. Bradley



Here's an easy kit craft with quick and delightful results to brighten any room. After you've made one of these squares the time-tested latch-hook way, you won't want to stop. Whip them up as pillows or pictures, or join them into groups: We've pieced together a merry menagerie of 12-by-12-inch "Little Critters" (above) to be used as a wall hanging or a lush-to-touch rug to beguile a child in bedroom or playroom. Larger designs on chair and floor are approximately 15 by 15 inches. You'll love all the squares; fun-to-make treasures, they're a joy to keep or give. Kits come complete with pre-cut rug yarn, screened canvas and instructions. Order the latch hook separately.

Fill out coupon and enclose check or money order. Sorry, no C.O.D., Canadian or foreign orders.

**American Home, Dept. 6411**  
**4500 N.W. 135th Street, Miami, Florida 33059**

Check items desired:

- Hooked Rug Squares—  
 @ \$11.98 ea. plus \$1.25 post. & hdlg. . . . \$  
 \_\_\_ 61886 Horse \_\_\_ 61888 Owl (14"x16")  
 \_\_\_ 61887 Carnations \_\_\_ 61889 Geometric
- Little Critter Hooked Squares—  
 @ \$7.98 ea. plus \$1.00 post. & hdlg. . . . \$  
 \_\_\_ 61890 Duck \_\_\_ 61893 Elephant  
 \_\_\_ 61891 Cat \_\_\_ 61894 Lion  
 \_\_\_ 61892 Turtle \_\_\_ 61895 Baby owl  
 \_\_\_ 61896 Latch Hook @ \$1.25 ea. plus \$.25 post. & hdlg.  
 \_\_\_ 61014 Colorful catalog of other

Kits @ \$.50 ea. \_\_\_\_\_  
 Please add sales tax (N.Y. & Fla.) \_\_\_\_\_  
 Total enclosed . . . . . \$ \_\_\_\_\_


BankAmericard  
 Acct. No. \_\_\_\_\_  
 Good thru \_\_\_\_\_

Master Charge  
 Acct. No. \_\_\_\_\_  
 Good thru \_\_\_\_\_  
 Interbank No. \_\_\_\_\_  
 (Find above your name)

print name \_\_\_\_\_  
 address \_\_\_\_\_  
 city \_\_\_\_\_ state \_\_\_\_\_ zip code \_\_\_\_\_

For other exciting crafts ideas, order catalog #61014 (see coupon).

# Training your new pup



Housebreaking and training your newly acquired pup can be a chore, but if you are willing to give it some time and patience, the results will be rewarding. The pup, who should be about eight weeks old when you begin, is much more active and seems more capable than a tiny human baby. But the truth is, he's a bundle of developing instincts that's only just beginning to think. It's up to you to channel his thinking.

**Housebreaking.** Although your pup isn't ready to learn very much just yet, he *can* be taught bathroom manners if you allow him time to learn and give the problem a lot of attention. Housebreaking is merely a matter of getting the pup outdoors (or on paper for paper training) at the right times, and that means frequently. As sure as he's a canine, your new pup is going to answer nature's call: before and after meals; after he drinks, plays or naps; before he settles down for the night and when he wakes in the morning. At such times, take him outdoors and let him frolic until he's finished. (If you are paper-training him, be on your guard at those times; when he begins to sniff or circle around, put him on the paper. Give him lots of petting and praise to let him know he's done something right. And remember: All your pup can do is distinguish between a pleasant and a severe tone of voice. He'll respond to the former, but a little of the latter goes a long way, and too many no-nos will just confuse him.

Whether your pup is learning the housebreaking ropes by rote or brainpower isn't important, but he *is* learning. Within a day or so he'll prove this by signaling you whenever he's about to have a happening. He'll bark or circle around or go to the door. Get him outside, *fast*.

Overall, from waking to sleeping, the pup should go out every 90 minutes. As for nighttime—a normal pup may have a few mishaps the first few nights, but the total diminishes if his sleeping quarters are confined (a dog crate is dandy for this), since a dog hates to foul his "nest."

Housebreaking a pup isn't a big problem. If you've done your job right, the pup will be housebroken in three days to a week. After that, intervals can be stretched to two hours.

**Identification.** While your pup is mastering his first social problem, he is capable of learning other things. From the day you get him, you and your family should address him only by his chosen name. If it's Jake, don't call him Sweetie Pie. Constant repetition of his name will quicken the pup's awareness that *he* is Jake.

**"Jake, come!"** The pup isn't ready for big things yet, but you can try to get him to come on command. This training—or tricking—can begin the first week, after he more or less knows his name. The easy way is to call out "Jake!" when you put his meal dish on the floor. After a couple of days, the command word is added: "Jake (*pause*), come!" Be sure to pause, or he'll think his name is Jakecome. When he comes, praise him and let him eat.

## With attention, kindness and lavish praise, he'll soon be a model citizen.

Jake must get into the habit of coming whenever he hears the command, so don't confine training to mealtimes. Try it out several times a day and when you call him, do anything—clap your hands, run away, get down on your hands and knees—to get him to respond. When he does, give him lavish praise and a tidbit.

By the time Jake is housebroken, and can not only respond to his name but also to the "come" command, he'll be ready to be promoted.

**Collar and leash.** Now and in the future, keep all training sessions short. A pup's attention span is limited and if he gets bored, he can also get stubborn. Two training aids, a

collar and a leash, are helpful. For a collar, get a simple, nylon choke; this should loop easily over his head and ears. Let him wear it for five minutes a few times a day, and he'll get used to it in a couple of days. On the second or third day, attach a lightweight leash to the collar; let him play with it for short sessions. He'll see that it, too, is harmless. Now he's ready for a new command.

**"Jake, heel!"** On the first day of this training, take short walks with him on the leash, leading the way. Next day, keep him close to your left side, calling him back with the spoken command and a jerk on the leash when he strays. He'll soon realize that if he stays close, he won't feel that uncomfortable tug on his neck.

**"Jake, sit!"** This is a handy command. Among other things, it will keep Jake from jumping up on people. Hold the leash short, above his head. On the command, pull up on the leash with one hand and use your other hand to push his rump down. Reward him when he gets the idea; he should learn to sit in a couple of days.

**"Jake, stay!"** Here is one way to keep the pup "put" for a spell. It has to be taught in a distraction-free setting, since it's time-consuming to teach. The leash isn't necessary. Place Jake at "sit" on your left. On the command "Jake, stay!" step off on your right foot, simultaneously swinging your left arm back so your open palm stops directly in front of his nose. He'll tag after you in the beginning; each time he does, you must put him back at "sit." Constant repetition plus praise and rewards will do the trick. At first, he'll stay put for a minute or so; in time, he'll stay for longer spells.

Consider these points when training your new pet:

- Every pup develops at his own pace; don't try to rush things.
- Don't expect your pup to learn more than one command at a time.
- It's easier to train a female pup; young males require more attention.
- Never train when you aren't in a happy mood; your annoyance or anger will communicate to the pup, and he will respond poorly.
- Make the training seem like fun, not work, to the pup.
- When training your pup, be just firm enough to let him know who's boss.
- Teach obedience commands first, then tricks, if you must.
- Once he knows a few commands, teaching him new ones will be easier.
- The older the pup, the easier he is to train.
- A pup tends to be least responsive in his fourth month, when he starts losing his first teeth and is sometimes easily irked.

—Kurt Unkelbach

# Is your dog eating chicken dog food that's not government inspected?

Introducing new Chicken Flavor from Ken-L Ration—the only leading brand of canned dog food government inspected for wholesomeness.

It's important to know that Ken-L Ration Chicken Flavor is made with real chicken.

It's just as important to know that Ken-L Ration is the only leading canned dog food that has the U.S. Government Inspection Seal.

Is that hard to believe? Then just look at the dog food in your own cupboard.

If the label doesn't have the government seal, it's not government inspected.

If it does, chances are you're already feeding your dog Ken-L Ration.

And now you can give him Ken-L Ration's newest flavor—made with real chicken.



Packed Under  
Continuous  
Inspection of  
**U.S.**  
Dept. of Agr.

This seal is on every can of Ken-L Ration. Is it on the food your dog gets?

10¢ STORE COUPON 10¢

## 10¢ off

MR. GROCER: You are authorized as our agent to redeem this coupon for 10¢ on the purchase of any size Ken-L Ration Canned Chicken Flavor Dog Food. We will pay you 10¢ plus 3¢ handling charge for each of these coupons redeemed in accordance with the terms of this offer. To obtain payment, send to: Coupon Redemption Dept., The Quaker Oats Company, P.O. Box 4106, Oak Park, Ill. 60303. Coupons will not be honored and will be void if presented through outside agencies, brokers or others who are not retail distributors of our merchandise, unless specifically authorized by us.


Sales tax must be paid by consumer. Invoices proving purchases of sufficient stock within the past 90 days to cover coupons presented for redemption must be shown on request. Coupon is void if taxed, restricted or prohibited by law. Cash redemption value of 1/20 of 1¢. Offer good only in U.S.

M-644 M-644

10¢ STORE COUPON 10¢

# PALL MALL GOLD

THE LONGER FILTER THAT'S



LONG ON TASTE

Warning: The Surgeon General Has Determined That Cigarette Smoking Is Dangerous to Your Health.

21 mg. "tar," 1.5 mg. nicotine av. per cigarette, FTC Report MARCH '74.

## Ask us about your antiques

Here's a chance to get the real story behind those family treasures you may have owned for years but know little about. We can't appraise an object for you, but we *can* tell you something of its origin and style. Send letters with complete descriptions and clear black-and-white photographs to: Ask Us About Your Antiques, *American Home*, 641 Lexington Ave., New York, N.Y. 10022. Questions and pictures will be published as space permits. We are unable to return photos or send personal replies.—**Marvin D. Schwartz**

**Q** *This silver tea strainer is a family favorite. It's well-made, and there are four marks on its outer surface: a crown, a lion with one foreleg raised, a GH and a Germanic U. What can you tell me about it?*

*J.J.—Bloomfield Hills, Mich.*

**A** Your tea strainer is a form that can be traced to the late 1700s—but it's a much later piece. Its handles,

inspired by porringers, are more typical of the early 20th century (borrowing designs is a comparatively modern practice). The marks are representative of traditional hallmarks found on



English silver: The crown is the mark of the assay office in Sheffield; the lion rampant, the seal of approval on the purity of the silver; the GH, the mark of the manufacturer; the U, the code letter for 1912.

**Q** *I love this little glass basket, but it has always puzzled me. Is it very old, and what was its purpose?*

*L.S.—Topeka, Kans.*

**A** Your basket is an example of pressed glass of the 1880s. Originally, it was a holder for salt and pepper shakers.



Americans perfected mechanical glass pressing in the 1820s. While this was a quick, economical way to simulate cut-glass patterns, it could also create textures to conceal flaws in the glass.

**Q** *This candlestick was among the things my great-grandmother carried with her when she came to this country about 1900. It's very thin brass. Do you know when it was made, and where it came from?*

*A.B.—Auburn, N.Y.*

**A** The elaborate shape and floral embellishment of your candlestick is based on an 18th-century design. But since the relief pattern was achieved by a stamping process (you'll find the seams if you examine the piece closely), its origin is considerably later. The bell-flower motif is repeated throughout, so the piece probably dates from the 1880s, when that motif was particularly popular. Where the piece comes from is hard to speculate. Similar work, often even in silver plate, was done in a great many places.



**Q** *This blue-and-white plate has been in my mother's family for generations. She always used it to hold pins. It's 7 inches square and looks like the willow pattern. Could it have been a pin tray originally?*

*M.F.—Seattle, Wash.*

# 100's



**A** Your plate was originally the spoon tray in a tea set. The design suggests a type of Chinese porcelain exported in quantity from the late 1700s to the mid-1800s. It is often referred to as Nanking or Canton, and resembles the kitchen china used by George Washington at Mount Vernon.



**Q** This brass bowl, with its fairly primitive decoration, was a gift from a friend who said it was an inexpensive trifle picked up at an antiques shop. What can you tell me about it?  
C.L.—Macon, Ga.

**A** Your bowl looks like one of the many charming, but relatively new, imports available at gift and antique shops. The sphinx, pyramid and camel engraved on the bowl are middle Eastern origin. It was probably made in India.



**Q** This white relief looks like painted iron. It has two sets of markings—inside, “Regent Mfg Co, Chicago”; on the bottom, “The Hub, Los Angeles.” Is it a clock case, as I’ve always believed, and how old do you think it is?  
A.B.—Hingham, Mass.

**A** The figure is a representation of the Goddess of Fame seated on a bell, and I suspect that the white paint covers an original gilding. This most likely was the case for one of the small Connecticut Alarm clocks manufactured early in the century. The “Regent Mfg Co” was probably a firm that made cases for clocks they bought and sold; this must have been a premium offered by The Hub, a large store of that period. The style of the piece suggests that it was made between 1900 and the 1920s.



**Q** How old is this pottery bowl? It was a gift to my husband. The inscription reads: “Whoso mocketh the poor reproacheth his maker.”  
S.A.—Jackson, Miss.

**A** Your bowl was made in Staffordshire around 1830-50. The motto was applied by a transfer-print technique popular in mass-produced wares of that period.



**Q** Can you tell from the picture if this is truly an old lusterware pitcher? I felt sure it was until I began seeing great numbers of obviously new examples in gift shops.  
M.L.—Galena, Ill.

**A** Your pitcher looks authentically old to me. Recent examples usually come in shapes that are not well defined as yours, and relief decoration is less commonly found. Also, later ones seem more of a single piece; whereas in this example, you can see a clear division between the main part of the pitcher and the neck. I would think that your piece is a prime example of the 1840s, when copper luster was being made in quantity in the Staffordshire region of England.



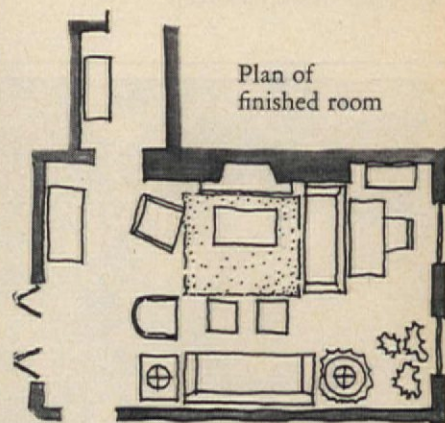




# Carleton Varney's Room of the Month

September's Room of the Month—a cozy, comfortable living room—has been decorated for fall, naturally. I believe that rooms can be decorated around a season and yet be perennial. For that reason, I've chosen a soft neutral wheat beige for walls, draperies and carpeting. A neutral background makes it easy to change a room's look seasonally, if you wish. Against the warm beige ground, I've splashed colors that say autumn to me—pumpkin, moss green, maple-leaf red, hazel-nut brown.

To encourage lively conversation, I've arranged chairs and sofas close together. This room happens to be on the small side, so to make it look more spacious, I've mirrored the wall around the mantel.



The room as I found it

# Display prized collectibles to give your room an extra-special something.



**Y**our favorite things belong out where they can be admired. Above: Seashells from around the world find a home on a mirrored table. Below, right: Antique Battersea boxes, tortoise bibelots and shells personalize a lizard-look table.



**S**tandout collection of earth-toned needlepoint and velvet pillows piled on a wheat-beige sofa makes for cozy fireside seating.



Carleton Varney, known to newspaper readers through his syndicated column, "Your Family Decorator," is president of Dorothy Draper & Co., Inc., a New York design firm, and has also written many books. Here he appears as designer of our Room of the Month.



**E**very room in your home should say *you*, whether you decorate yourself or have professional help. And in my opinion, nothing says *you* like the things you collect. Start collecting shells, if you like, or matchbooks, or your children's drawings. And make that very personal collection part of your decor. It doesn't have to be expensive or exotic, as long as it's *you*. I guarantee that those objects will give your room a unique personality that no designer, no store—no one but *you*—can supply.

*continued*

# "We promise the Hide-A-Bed Sofa you buy today won't disappoint you a year from now."


Grant G. Simmons, Jr. Chairman of the Board



**THE  
SIMMONS  
PROMISE**

This tag promises you Simmons quality, Simmons comfort, Simmons dependability and the Simmons selection of styles and fabrics. Only Simmons offers you over 200 styles, hundreds of fabrics and your choice of the famous Beautyrest® or Regency® mattress. You'll find the Simmons promise prominently displayed on every Hide-A-Bed® Sofa.

To get "Simmons Guide to The Great Indoors," a colorful home-decorating brochure, send \$1.00 to Simmons Company, Dept. E-9, 2 Park Avenue, New York, N.Y. 10016.

**The Hide-A-Bed Sofa only by Simmons** 


**If it doesn't have this tag-  
it doesn't have our promise.**

Sofa shown: Marlboro-4. Cover fabric: 17061 Cocoa, Velvet. Most fabrics protected by

**DUPONT  
ZEPHEL**  
SOIL / STAIN REPELLER


**Carleton  
Varney's  
Room  
of the  
Month**

**G**o stencil" for a foyer floor that really leads somewhere! You might borrow the design and colors from your room's upholstery or draperies. Here, I've used a motif loosely based on the adjacent living room's Moroccan accent rug.



8590-603 desk, 30 x 60 x 28½ in., chrome-plated steel, plate glass top, about \$260.00, 8591-844 folding chair, 32H x 20D x 19½W, chrome plate with cane seat, about \$55.00.

8600-200 lamp table, 22 x 28 x 21 in., about \$80.00. 8600-140 cocktail table, 22 x 56 x 15 in., about \$85.00. 8600-300 bunching table, 22 x 22 x 15 in., about \$78. All chrome on steel with grey glass tops.



**Carleton Varney  
features  
Bassett Mirror  
products in his  
Room of the Month!**

Avoid the ho-hum, says Carleton Varney. Decorate brilliantly with the excitement of sparkling chrome, gleaming glass. Enjoy easier living with glass tops impervious to spills, bases of chromed steel that laugh off dents and scratches, wipe clean with a damp cloth. Give your home the look of tomorrow, today — using fabulous furniture and masterpiece mirrors by Bassett Mirror. •Send \$1 for "Carleton Varney's Alphabet of Decorating Ideas"... 32 pages in full color by the renowned decorator, columnist and president of Dorothy Draper & Co.

Write to  
**BASSETT**  
MIRROR COMPANY, INC.,  
BASSETT, VA. 24055



**T**he armoire is one of my decorating favorites. Whether it's an antique like this one or a newer edition, the armoire goes anywhere. Use one in the living room, as I've done, to do double duty as a cache for personal treasures and as a bar. Use one in the bedroom as a wardrobe. Place one in the dining room to store table linens and such.

*continued*

# The Fenton Gift Guide

The secret to successful Christmas shopping is to know what you want *before* you leave the house. So start making out your list right here. And give them handmade glass by Fenton.




*Fenton*  
The Fenton Art Glass Company  
Williamstown, West Virginia 26187

**Carleton  
Varney's  
Room  
of the  
Month**

**T**o create a window look that's comfortably sophisticated, I've taken my inspiration from the country. Wheat-beige draperies, with headings smocked like peasant blouses, are tied back to reveal the rustic charm of matchstick roller blinds (drapery how-to's at right).



1. On draperies already lined and hemmed, bottom and sides, make double rows of stitching to hold welting cord.



2. Lay drapery, with cords in place, on a flat surface. Secure cords to table with pushpins.



3. Shir fabric on cords and adjust until proper panel width is achieved.



4. Tack cord and drapery fabric together to prevent cords and shirring from shifting.



5. Cut and finish cord ends.

*All sources N.Y.C.:* Pumpkin "Dexter Antique Twill" fabric, Greeff Fabrics; beige "Arroya Texture" fabric, F. Schumacher & Co.; "Seminole" print fabric, Carleton V Ltd.; skirted table, The Cabinet Shop; glass tables, Bassett Mirror Co.; mirrored table, Reflections; saffron porcelain lamp, J. J. Wolf; light fixtures, Lightolier; fireplace accessories, Edwin Jackson; draperies and upholstery, Art Upholstery; mirrored wall, Wesley Depp of John Depp, Inc.; floor stenciling, David Cohn; floor painting, Mark Schragar; matchstick Bambino blinds, Holland Shade Co.; plants and flowers, Pamela Duval. *Other sources:* Beige carpet, Lees Carpets, King of Prussia, Pa.; long sofa, armless chair, Selig Mfg. Co., Inc., Leominster, Mass.; brass floor lamp, Cedric Hartman, Inc., Omaha, Neb.; paint, Glidden Paints, Waldwick N.J.; needlepoint cushions, June Ryk JR Needleworks, Winnipeg, Man. Can. Design coordinator, Susanne Earls Carr; editor, Madeline Rogers; graphics, Nancy Reeser; photographs, O. Philip Roedel.

# Sorry Sears, PPG, Sherwin-Williams, Lucite, and Dutch Boy... spred satin wins!

The leading independent paint testing laboratory has judged Glidden Spred Satin flat latex wall paint best overall.

They compared six leading latex wall paints for what you want in wall paint. Ease of application. Washability and durability. Ability to cover old colors. Best looking

finished appearance. Total them up and Spred Satin ranks best overall.

Send for your copy of the results. Write: Glidden, Spred Test, 900 Union Commerce Building, Cleveland OH 44115. We want everybody to know.



**Glidden**  
GLIDDEN COATINGS & RESINS  
BEN CORPORATION CLEVELAND OHIO 44115



# 10

## Driver decisions: How do your answers score?

*If you score less than 50 points on this test-driving quiz, you shouldn't even be behind the wheel.*

Even if you are licensed, you may not be a knowledgeable driver. Here are answers to the quiz on page 6.

**1.** (a) No, but five points anyhow. It is more confusing than helpful to the driver behind if you signal a turn you don't intend to make. But your score because you were at least thinking of the other cars.

(b) Yes. Collect 20 points. You are concerning yourself with the general flow of traffic, not just your own car.

(c) Not the best idea but a reasonable one. Score 10 points. Your flashing brake light does alert the driver behind, but so does solution "b," which happens to be more specific.

**2.** (a) No. Minus five. You're certain to smear your windshield to near opacity and erase your visibility.

(b) Only five points. This is a fair-enough answer, but not the best one, as the delay compromises your visibility and your safety.

(c) Right, 20 points. Windshield washer fluid usually contains a substance that cuts through road grime and spattered bugs more effectively than plain water. Your view ahead should be clearest most quickly this way. But you lose all your points if you don't take into account the fact that other drivers may not be as clever as you and are traveling half blind. Drive accordingly.

**3.** (a) Five points. It's not the right answer, but at least you are aware that being seen could be a problem.

(b) A full 20 points. If you can keep in mind that the lights on your car are as much for being seen as for seeing, you'll be a safer driver.

(c) No points. Flashers are intended to be a more specific hazard warning and should not be used when other lights will serve the purpose.

**4.** (a) Minus five. Never back out into traffic if there is any way to avoid it.

(b) No points. An intersection sets up two more directions to watch for traffic—and, of course, you've driven out of your way to find it.

(c) Twenty points. When you back up against the direction of traffic, you have a direct view of anything coming. When you are ready to pull out into the street, you are facing it with a full view of anything coming.

**5.** (a) Minus five. But you might be commended for realizing that the sun is blinding the poor folks approaching you.

(b) Twenty points. With your back to the setting sun, your own visibility is ideal, but to westward-headed drivers your car is at best a mass of gray.

(c) No points. Safety experts generally agree that these lights are not easily seen and should be confined to parking. Some states forbid using them while driving.

**6.** (a) Minus five. Right is right, and so are you. But your righteousness blinds you to consideration of others.

(b) Minus five. If you let the trucker by, you are only creating a roadblock for yourself up the hill when the gravity slows him to a crawl.

(c) Twenty points. You gain only the truck driver's animosity by blocking his way and preventing his running start. So accelerate until you see him falling behind on the grade. You'll be long gone before he crests the hill.

**7.** All are correct.

(a) Fifteen points. Sometimes you can pump up enough pressure to give the brakes some stopping power.

(b) Five points. If you can shift immediately into second or even low, you will slow the car, but you could worsen the situation by getting caught in free-wheeling neutral. It is easier to get into Drive 2 with an automatic transmission, but with lesser braking effect.

(c) Fifteen points. Running into something is not always the best alternative, but it is the hardest thing to get yourself to do—and it might be your only alternative. Brush against parked cars, head into a healthy growth of rose bushes—the idea is to have your accident early and keep it comparatively small.

**8.** (a) Twenty points. It's harder to load heavy stuff toward the front, but you are safest with it there: Your car will have greater directional stability—and be less prone to fish-tailing or spinning.

(b) No points. Placing the weight over the drive wheels increases your risk of spinning.

(c) Five points. Your tires do need more air with more weight pressing down, so you score. But let's hope

you are not one of those who believe that because everything fits, everything goes. You can overload a car. Follow loading recommendations in your owner's manual.

**9.** (a) Minus 20 points. A super-highway is the worst choice. Seek an alternate road or highway. Buildings and businesses along the way have roadside lights that will guide you. Speeds are generally slower, and there are more places where you can pull off the road to wait out the weather.

(b) Minus 10. A pioneer to lead the way is deceptively soothing, but he could be leading you into a series of end-to-enders.

(c) Minus 10. The second you try to use high beams in fog, you are dazzled by a bright opaque sheet of white bouncing the light back at you. The lower the light source, the better.

**10.** (a) Minus 20. You did three things right: You turned on your flasher, opened your trunk and waved a white cloth. But you earn point deductions by blocking the lane and inviting almost certain injury by standing so close to your car. It is a good idea to carry a bundle of emergency flares in your car. Walk toward traffic farther by far than you really think necessary before putting down a flare. Plant another flare about the same distance in front of your car.

(b) No points. What you did was not all wrong, however. Indeed, it might be your only choice if you cannot get off the road completely—say, your engine dies. And it is a very good idea to get out of and away from your car, if it is not completely clear of the pavement.

(c) Twenty points. A ruined tire is better than running the risk of being killed or causing an accident. When you have found a spot where you can be clear of the pavement, follow emergency procedures. The most important thing you can do is make it easy to distinguish your stopped car from a moving car—with flasher, dome light, an open trunk and/or hood, open car doors, white cloth on door handle, cloth flying from aerial, flares or red reflective triangle.

**Scoring.** *Over 165 points:* You are an excellent driver, or at least know how to be. *From 100 to 165:* You have a few mistaken notions about driving, but at least you are thinking. With continued awareness you can become an excellent driver. *From 50 to 100:* You need some driving therapy. Read a few books; ask some questions. Be more aware of what is going on around you when you drive, and how it affects you. *Under 50:* Get someone to drive you to the post office—then mail back your license to the motor vehicle bureau!

—Denise McCluggage

She covers the fastest men on wheels,  
tours the world throughout the year.  
She's not about to smoke  
a boring cigarette.



Warning: The Surgeon General Has Determined  
That Cigarette Smoking Is Dangerous to Your Health.

Viceroy Longs has full-bodied flavor that doesn't flatten out. Always rich...always smooth...always exciting. Get a taste of Viceroy Longs. Get a taste of excitement.

**Viceroy Longs.**  
**Where excitement is now a taste.**

17 mg. "tar," 1.2 mg. nicotine, av. per cigarette, FTC Report Mar. '74





# Country-style decorating in a home of ideas



**Sitting room** combines crisp blue and white with the richness of antique wood furniture and the rustic flavor of a beamed ceiling. The effect is country-fresh, with French overtones. The Farrells' collection of art—encompassing fun posters and impressionist-style oils—brightly breaks up the expanse of wall space.

By Helene Brown

**A cozy traditional feeling that derives from a generous mix of patterns and colors distinguishes this southern California home. Truly personal and warm, its mellow antiques and comfortable furnishings create an easy-living air, ideally suited to young owners Tina Sinatra and Wes Farrell.**

*continued*

# Lively patterns and rich colors make for a refreshing blend.

The Farrells love rooms that have character, yet are light and open. Above all, they wanted their home to look relaxed and lived in. With the knowing help of Tina's aunt and namesake, designer Tina Michael, they now have a place that expresses their taste and hospitable lifestyle.





**Small bathroom** gets the rustic treatment (left): a beamed ceiling set off by patterned paper; dark cabinets with bright blue-and-white tiles; an old wooden table and hanging chest; bleached pine paneling that adds lightness.

**Master bedroom** faces garden (below), brings in the green with carpeting. Chocolate plays on white for fabric-covered walls, reverses for spread and pillows. Calico-patterned sheets make pillows and line reversible pillow shams and spread.



**Family room**, where the Farrells relax and entertain informally (right), is serene, dusky. Old beams and polished, wide-plank floors set the tone. The French cupboard, painted apricot, picks up color from wing chairs.

**Dining room** is gracious and cheerful (below), with its flower-sprigged wallpaper and much-used blue-and-white china. Tina has filled this room with the flowers and plants she loves.



## Old woods add intimate charm.

Lovely, livable rooms show off the pretty things that Tina and Wes enjoy collecting: antique pewter; blue-and-white Meissen china and Delftware; charming, primitive children's chairs.







By Ann B. Bradley

# Color your world with quilts

**Discover the simple joys of quilting! Opposite and following are four fabulous quilts, in applique and patchwork. Start by making the easy sampler (below), and you'll soon be adept at the two techniques.**



Rudy Muller

**Charming sampler** combines patchwork and appliqué (above), can be made into a wall hanging or pillows. To order kit, see page 38.

**Memory quilt** is filled with appliquéd delights (opposite) recording a dear one's favorite things. This beauty was made for Vanessa Parsons by her mother. Why not improvise a similar quilt of your own?

continued

**You'll find quilting a most rewarding craft. It can be a solitary joy or, with friends, a community pleasure. The three beauties we show here are not difficult to do. And you can make one to be proud of for very little money: The quilts of the past are, after all, just early examples of recycling translated into a delightful art form.**



Photographs by Bob Lopez

**Patchwork quilts** go hand in hand with tradition. Here for you to make is a duet (above) that features two timeless American patchwork patterns: on the bed, "Courthouse Square," in singing colors; at the foot, "Baskets," with cheerful red-calico motifs. Coupon on page 93 tells how to send for instructions.

**Applique quilt** in sweet, old-fashioned lavender gingham (opposite) is by Belva Maxwell. It consists of alternating appliquéd and plain blocks. Quilting design on gingham is a variation of appliquéd design. Instructions are on page 92.









By Christine B. Roth

# paint it!

Create a charming Pennsylvania Dutch room like ours, using an easy transfer technique on walls and inexpensive unfinished furniture. Stencil-look motifs are done with patterns, yours for \$1.25; see coupon, page 106.

**Magnificent hutch** (opposite and door detail, left) was given a coat of interior paint, then decorated with oils in "Urn with Flowers" design.



Michael O'Neill



**Lovely and versatile** motif on hutch door repeats itself in part on rocker seat (left) and in flower detail (above), which decorates corners of blanket chest.



**Vine pattern** gets a slightly different coloration on sides of hutch and on adjacent wall (right). Tulips from the same pattern decorate hutch drawers.




By Helene Brown

# A garage for good living

When Jan and Duane Johnson of Bellevue, Wash., wanted a family room, they avoided a costly addition by converting their garage—with these spectacular results. (Floor plan and details are on page 36.) Good use of inexpensive materials, such as rough-sawn plywood for walls, ceiling, gave them this spacious room for just \$3,500.





Top row of photos: Bob Strobe

**Garage-to-family-room transformation** (above, left to right) was achieved by architect J. Donald Bowman, working with a 21-by-24-foot space. Precut 4-by-8-foot plywood sheets were nailed to walls; 4-by-4 sheets were used for ceiling. Glass doors replaced garage door, and most of side wall became a bay window. In the front a screen of wood strips blends with house exterior.

**Plywood makes this seating arrangement** of built-in sofas (left), which conceal storage in the base. Prefab fireplace sits on terrazzo platform flush with built-ins. Beige carpeting blends with warmth of paneling; blues and oranges of pillows and area rug add spice. Quilts and ladder-back chairs mix nicely with crisp lines of coffee table. Windows are hung with plants to create greenhouse feeling. Dining area (opposite) completes new family room.

**To order plans and building instructions, see page 36.**

John Zimmerman  
Shopping Information, page 91

# Top planning shapes these winning homes

How it meets owner needs, how it looks and how it relates to the site are but three criteria guiding selections in the "Homes for Better Living" judging. Floor plans and further details of this pair of custom-house designs appear on page 32. Descriptions of other award winners begin on page 26. —Evan Frances.



## Vacation retreat

in Harbor Springs, Mich., is faced in cedar shingles and rough-sawn siding. A Merit award winner designed by architect William Kessler, it echoes the profile of a site that sweeps up from lakeshore to the edge of woods.

**Redone barn**  
clad in black asphalt  
shingles stands boldly  
against 130 acres of  
Buchanan, Mich., farm-  
land. Architect Stanley  
Tigerman transformed a  
partly blown-down  
structure into this  
handsome Merit  
award winner.



Hedrich-Blessing



Balthazar Korab


# Ravioli

No. 70  
Cooking Lesson

By Jacques Jaffry







1



2

**1** Sift flour and salt into bowl. Make a well in the center. Add eggs and milk. Mix well. Add more flour, if sticky.

**2** Knead on floured surface until smooth and elastic. Wrap. Chill  $\frac{1}{2}$  hour. Cook onion in butter or margarine over medium heat. Add



3

spinach. Stir to absorb fat. Add egg yolk, cheeses and nutmeg.

**3** Roll dough out as thin as possible on floured surface. Trim farthest edge with pastry wheel to straighten it. Cover dough with towel, leaving 5-inch-wide strip along trimmed edge uncovered.

Here is one of the joys of Italian cuisine: little squares of noodle dough stuffed with a tasty filling such as the spinach and cheese we've used. Ravioli makes an ideal appetizer or a satisfying main dish. You can make and serve it right away, or prepare ahead and freeze it, uncooked, for a special dinner at very low cost.

### Ravioli

$1\frac{1}{2}$  cups all-purpose flour  
 $\frac{1}{2}$  teaspoon salt  
2 large eggs, lightly beaten  
2 to 3 teaspoons milk  
2 tablespoons minced onion  
2 tablespoons butter or margarine  
1 package (10 ounces) frozen spinach, cooked, drained and finely chopped  
1 egg yolk  
 $\frac{1}{2}$  cup ricotta cheese  
 $\frac{1}{2}$  cup grated Parmesan cheese  
 $\frac{1}{8}$  teaspoon ground nutmeg  
1 jar (about 1 pound) spaghetti sauce (or your own recipe)  
Grated Parmesan cheese



4

**4** Place teaspoonfuls of spinach mixture,  $1\frac{1}{2}$  inches apart, down the center of the strip.

**5** Bring the trimmed edge up and over the little mounds of spinach filling. Press along edge with finger to seal. Cut along trimmed edge with pastry wheel.



5

**6** Press dough down between the mounds of filling, with index finger, to seal the two pieces of dough together.



6

**7** Cut between mounds. Repeat until all pasta and filling are used. To cook: Add ravioli to 3 quarts boiling, salted water. Return to boiling. Cook 5 to 8 minutes. Remove with slotted spoon. Drain. Serve with sauce, Parmesan cheese and a dry red wine. Makes 4 to 6 servings.




7

By Lucy Wing


# Meals that wait well

On nights when your family's busy schedule means everyone eats at a different time, your best cooking plan is a dinner that can wait. Here are four.


Their recipes and others, plus menu suggestions, begin on page 81.




**1** Beautifully seasoned, tender pot roast with frozen vegetables keep warm in the oven so all hands can help themselves, no matter their dinner hour.



**2** Ham, baked in spiced apple juice, waits well for latecomers.




**3** Pork chops, yams and peppers, baked in a tangy sauce, stay perfect for hours.



**4** Turkey and macaroni team to perfection in a "help-yourself-anytime" casserole.

Take a jar of

# peanut butter



By Frances M. Crawford  
**Peanut butter, that any-time favorite of children of all ages, adds nourishment—a protein bonus—and flavor to a variety of dishes. We show a hearty soup, spicy chicken, succulent carrots and a delicate cake. Recipes for these and more begin on page 82.**

## Meals that wait well

continued from page 78

### KEY TO NUTRITION RATINGS

To assist you in meal planning, each of our recipes not only lists the number of servings, but also the calorie (cal.), protein (P.), fat (F.) and carbohydrate (C.) content one serving provides. A recipe will also be designated a vitamin source if a serving supplies 20 percent or more of the recommended daily allowance.

### Spiced Baked Ham

(pictured on page 79)

**Makes 12 servings. Each serving: 602 cal.; 33 gms. P.; 43.4 gms. F.; 17.5 gms. C. Source of thiamine, riboflavin and niacin.**

**3 cups apple juice**  
**½ cup dark corn syrup**  
**1 tablespoon dried mustard**  
**1 tablespoon whole cloves**  
**1 cinnamon stick, about 3 inches long**  
**5-pound fully cooked boneless ham**  
Heat oven to 325°. Combine apple juice, corn syrup and spices in deep baking dish or Dutch oven. Place ham in dish, fat side down. Bake 1 hour, basting ham frequently with liquid. Turn ham over. Bake 1 hour, basting frequently. Turn oven temperature to low to keep ham warm. Remove ham to cutting board to remove slices as needed; return meat to oven to hold. Potatoes au gratin and buttered carrots are ideal accompaniments to this entrée. Sliced tomatoes and cucumbers dressed with oil and vinegar make a pleasant salad course. A light dessert, a fruit ice or frappé, is best.

### Turkey Macarole

(pictured on page 79)

**Makes 8 servings. Each serving: 263 cal.; 13.6 gms. P.; 11.7 gms. F.; 26.6 gms. C. Source of thiamine, niacin and vitamin C.**

**1 package (8 ounces) elbow macaroni**  
**¼ cup butter or margarine**  
**2 cups sliced celery**  
**½ cup fresh or frozen chopped onion**  
**2 cans (10¾ ounces each) condensed cream of chicken soup**  
**¼ cup milk**  
**2 teaspoons salt**  
**½ teaspoon poultry seasoning**  
**3 cups cubed, cooked turkey**  
**¼ cup slivered pimiento**

Cook macaroni according to package directions. Drain; set aside. Heat oven to 350°. Melt butter or margarine in large saucepan over medium heat. Add celery and onion. Cook 2 minutes. Stir in undiluted soup, milk, salt and seasoning. Pour into greased 3-quart casserole or baking dish. Add turkey, pimiento and macaroni. Stir gently until just mixed. Cover. Bake 25 minutes or until hot. Turn oven temperature to low to keep dish on hold. Crisp carrot curls and sliced cauliflowerets would add to this hearty main dish. Warm up rolls in oven with casserole to serve along-side. Fresh fruit is a pleasing finish.

### Pot Roast with Vegetables

(pictured on page 78)

**Makes 12 servings. Each serving: 667 cal.; 36.4 gms. P.; 50 gms. F.; 15.6 gms. C. Source of thiamine, riboflavin, niacin, vitamins A and C.**

**2 tablespoons pure vegetable oil**  
**5-pound rump or round roast, boned, rolled and tied**  
**½ cup fresh or frozen chopped onion**  
**1 clove of garlic, crushed**  
**1 can (13¾ ounces) beef broth**  
**1 can (15 ounces) tomato puree**  
**1 bay leaf**  
**2 teaspoons salt**  
**½ teaspoon pepper**  
**2 packages (1 pound, 8 ounces each) frozen vegetables for stew**

Heat oil in Dutch oven over medium heat. Add meat; brown well on all sides. Add onion and garlic; sauté 1 minute. Add beef broth, tomato puree, bay leaf, salt and pepper. Bring to boiling. Cover. Cook over low heat about 2½ hours or until meat is almost tender. Add frozen vegetables. Cook 45 minutes or until meat and vegetables are tender. Skim any fat from liquid. Place pan in low oven to keep roast and vegetables warm.

If thicker gravy is desired, ladle pan liquid into saucepan. For each cup, blend 1 tablespoon flour to a smooth paste with water. Stir into saucepan. Cook, stirring constantly, until thickened. Transfer meat to cutting board to slice as needed, then return meat to oven to hold. Serve with mixed green salad, crusty French bread, and a very light dessert.

### Louisiana Pork Chops

(pictured on page 79)

**Makes 6 servings. Each serving: 549 cal.; 16 gms. P.; 29.9 gms. F.; 54 gms. C. Source of thiamine, niacin, vitamins A and C.**

**6 rib pork chops, each 1 inch thick**  
**½ teaspoon salt**  
**¼ teaspoon pepper**  
**2 pounds fresh sweet potatoes or yams, pared and cut in ½-inch slices**  
**1 tablespoon cornstarch**  
**1 can (6 ounces) frozen lemonade concentrate, thawed**  
**¾ cup water**  
**3 small green peppers, seeded and cut into ½-inch-thick rings**

Trim fat from chops. Render fat in skillet over medium heat. Discard pieces of fat. Brown chops well in fat remaining in pan. Heat oven to 375°. Place chops in oval roast-and-serve platter or 13x9-inch baking dish. Sprinkle with salt and pepper. Bake chops 1 hour, turning once. Place potatoes in 1 inch boiling water in saucepan. Return water to boiling. Parboil potatoes 5 minutes. Drain. Combine cornstarch, undiluted lemonade and water in small bowl. Remove platter or dish from oven. Push chops to one side of dish. Add pota-

toes and peppers. Pour lemonade mixture over chops and vegetables. Cover dish with aluminum foil. Bake 30 minutes more or until chops are tender. Keep chops warm in low oven. Proper companions to this sweet/tart dish are coleslaw and corn muffins. For dessert, have scoops of ice cream.

### Knackwurst Tomato Soup

**Makes 6 servings. Each serving: 323 cal.; 16.8 gms. P.; 19.3 gms. F.; 21.5 gms. C. Source of vitamin C.**

**2 slices bacon, finely diced**  
**½ cup fresh or frozen chopped onion**  
**1 pound knackwurst, sliced**  
**1 can (1 pound) tomatoes**  
**1 can (16 to 20 ounces) white kidney or Great Northern beans**  
**1 cup water**  
**1 beef bouillon cube**  
**1 tablespoon sugar**  
**1 teaspoon salt**  
**¼ teaspoon pepper**

**2 tablespoons chopped parsley**  
Cook bacon in kettle over medium heat until crisp. Add onion and knackwurst. Sauté 3 minutes, stirring occasionally. Add tomatoes and beans with their liquid, water, bouillon cube, sugar, salt and pepper. Cook until heated through. Keep warm over very low heat, stirring occasionally. Sprinkle servings with chopped parsley. Ideal accompaniments are buttered, toasted bread sprinkled with grated Parmesan cheese plus a green salad with sliced radishes and pitted ripe olives. Vanilla pudding makes cool ending.

### Mexicali Stew

**Makes 6 servings. Each serving: 1,012 cal.; 38 gms. P.; 59 gms. F.; 80.4 gms. C. Source of thiamine, riboflavin and niacin.**

**2 tablespoons pure vegetable oil**  
**1 pound boneless pork shoulder, cut into 1-inch pieces**  
**1 pound beef stew meat, cut into 1-inch pieces**  
**½ cup fresh or frozen chopped onion**  
**1 clove of garlic, minced**  
**1 cup water**  
**1 can (10¾ ounces) condensed cream of tomato soup, undiluted**  
**1 package (1¾ ounces) chili seasoning mix**  
**1 can (6 ounces) pitted ripe olives, drained**  
**1 package (9½ to 14 ounces) corn-muffin mix**

Heat oil in large skillet or kettle over medium heat. Add pork and beef; brown well. Add onion and garlic; sauté 1 minute. Discard any fat from pan. Add water, soup, seasoning mix and olives. Cover. Cook over low heat 1 hour or until meat is tender, stirring occasionally. While meat cooks, prepare corn-muffin mix according to package directions. Bake in 8x8x2-inch pan. Cut into squares. Spoon meat mixture over corn-muffin squares. Serve with lime gelatin salad and raw relishes for crunch. A rich chocolate cake is a great finale.

continued

continued

## Chicken and Dumplings

Makes 4 servings. Each serving: 588 cal.; 49.5 gms. P.; 26 gms. F.; 34.9 gms. C. Source of vitamin A, thiamine, riboflavin and niacin.

- 2 tablespoons pure vegetable oil
- 1 broiler-fryer (about 3 pounds), cut up
- 4 cups water
- 4 chicken bouillon cubes
- 1 teaspoon salt
- 1 teaspoon rubbed sage
- 1 cup buttermilk biscuit baking mix
- ¼ cup minced green onions
- 1 egg
- 1 cup water

Heat oil in large kettle or Dutch oven over medium heat. Add chicken. Brown pieces well on all sides. Add 4 cups water, bouillon cubes, salt and sage. Bring to boiling. Combine baking mix and onions in bowl. Beat egg and water together; stir into baking mixture to make dumpling dough. Move pieces of chicken to one side of pan. Drop dough by large spoonfuls into boiling liquid. Cook 10 minutes. Reduce heat to low. Cover. Cook 10 minutes more or until chicken is tender. Spoon chicken and dumplings into ovenproof serving dish. Cover with aluminum foil. Keep warm in low oven.

Remove all fat from pan liquid. For gravy, measure pan liquid. For each cup, blend 1 tablespoon flour with water to a smooth paste. Stir into pan liquid. Cook, stirring constantly, until thickened. Serve with buttered beets and a salad of spinach and sliced water chestnuts. Fresh pared pears poached in wine would provide a refreshing conclusion.

## Stew of Short Ribs

Makes 6 servings. Each serving: 1,170 cal.; 43 gms. P.; 105.8 gms. F.; 8.75 gms. C. Source of riboflavin and niacin.

- 2 tablespoons pure vegetable oil
- 4 pounds beef short ribs, cut into serving-size pieces
- 1 can (10½ ounces) condensed beef broth, undiluted
- ¼ cup red wine vinegar
- 1 teaspoon salt
- ¼ teaspoon pepper
- 1 teaspoon leaf marjoram
- 1 bay leaf
- 1 tablespoon grated lemon peel
- 1 can (about 4 ounces) whole mushrooms
- 2 tablespoons cornstarch
- 1 can (1 pound) whole onions, drained

Heat oil in Dutch oven or kettle over medium heat. Add ribs; brown well on all sides. Discard all fat from pan. Add broth, vinegar, salt, pepper, marjoram, bay leaf and lemon peel. Bring to boiling. Cover. Cook over low heat 1 hour or until ribs are fork tender. Drain mushrooms; blend mushroom liquid with cornstarch. Stir cornstarch mixture into pan. Bring to boiling, stirring constantly. Add mushrooms and onions. Heat through. Keep

ribs warm over very low heat or in low oven. Serve over cooked noodles. A plate of sliced cold asparagus with vinaigrette dressing on salad greens would be an appropriate accompaniment. Follow with apple strudel or other pastry.

## Peanut butter

continued from page 80

### Peanut Butter Glazed Carrots

(pictured on page 80)

Makes 6 servings. Each serving: 114 cal.; 2.4 gms. P.; 6.9 gms. F.; 12.3 gms. C. Source of vitamins A and C.

- 1 pound carrots (about 6), pared and sliced
- 2 tablespoons butter or margarine
- 2 tablespoons creamy peanut butter
- 1 tablespoon flour
- ½ teaspoon salt
- ¼ teaspoon ground ginger
- 1 cup orange juice

Cook carrots in boiling, salted water until just tender; drain. Melt butter or margarine and peanut butter in saucepan; remove from heat. Blend in flour, salt and ginger; stir in orange juice gradually. Cook, stirring constantly, over medium heat, until sauce thickens and boils 1 minute. Stir in drained carrots. Heat and serve.

### Persian Chicken

(pictured on page 80)

Makes 4 servings. Each serving: 809 cal.; 60.4 gms. P.; 34.7 gms. F.; 64.7 gms. C. Source of thiamine, riboflavin, niacin, vitamins A and C.

- 1 broiler-fryer (about 3½ pounds), cut up
- 3 tablespoons flour
- 1 teaspoon salt
- ½ teaspoon oregano, crumbled
- ⅛ teaspoon pepper
- 3 tablespoons pure vegetable or olive oil
- 1 large onion, finely chopped (about 1 cup)
- 1 cup minced celery (2 large stalks)
- 1 large carrot, pared and shredded (about ¾ cup)
- 1 clove of garlic, minced
- ⅓ cup peanut butter
- 1 can (8 ounces) tomato sauce
- 1½ tablespoons brown sugar
- 1 tablespoon wine or tarragon vinegar
- 1½ teaspoons chili powder
- 1 cup water
- ½ cup raisins

#### Hot fluffy rice (about 2 cups)

Wash and dry chicken pieces. Combine flour, salt, oregano and pepper; dredge chicken in flour mixture. Brown chicken on all sides in hot oil in large skillet or Dutch oven. Remove chicken pieces. Brown onion, celery, carrot and garlic lightly in fat left in pan. Blend in remaining ingredients except rice; return chicken to pan. Simmer, covered, 40 minutes or until chicken is tender, stirring sauce occasionally. Serve over hot rice. Accompany with chutney, sliced green onions and peanuts, if desired.

## Country Soup

(pictured on page 80)

Makes 6 servings. Each serving: 269 cal.; 9.7 gms. P.; 19.7 gms. F.; 16.7 gms. C. Source of niacin, vitamins A and C.

- 1 large onion, finely chopped (about 1 cup)
- 2 large carrots, pared and shredded (about 1½ cups)
- 3 tablespoons butter or margarine
- 1 tablespoon flour
- ¼ teaspoon salt
- ¼ teaspoon celery salt
- ⅛ teaspoon pepper
- ½ cup creamy peanut butter
- 2 cups milk
- 2½ cups canned mixed vegetable-juice cocktail
- 1 tablespoon snipped parsley

Cook onion and carrots in butter or margarine 5 or 6 minutes. Remove from heat; blend in flour and seasonings; stir in peanut butter. Stir in milk gradually, blending well. Cook, stirring constantly, until mixture thickens slightly and boils 1 minute. Add vegetable juice cocktail; heat but do not boil. Serve hot, with a sprinkling of parsley.

## Pork Chops Caribe

Makes 6 servings. Each serving: 366 cal.; 18.7 gms. P.; 27.6 gms. F.; 11 gms. C. Source of thiamine, niacin and vitamin C.

- 6 thick pork chops
- 1 large onion, minced (about 1 cup)
- 1 clove of garlic, minced
- ¼ cup peanut butter
- 1 tablespoon brown sugar
- 1 teaspoon salt
- 1 teaspoon curry powder
- 2 teaspoons soy sauce
- ⅛ teaspoon pepper
- Few drops hot-pepper sauce
- 1 cup water
- ½ cup orange juice
- 1 small orange, sliced
- ½ green pepper, seeded and cut into rings

Trim excess fat from chops. Render fat in skillet over medium heat. Discard pieces of fat. Brown chops well in fat remaining in pan. Drain off all fat. Add onion and garlic to chops. Combine peanut butter, brown sugar, seasonings, water and orange juice; blend thoroughly; pour over chops. Place orange slices and pepper rings over chops. Simmer, covered, 45 to 55 minutes or until chops are tender. Stir occasionally during cooking, adding a little water if needed.

## Peanut Yogurt Salad Dressing


Makes 1¼ cups. A tablespoon: 26 cal.; 1.15 gms. P.; 2 gms. F.; 1.2 gms. C. 1 container (8 ounces) peach-flavored yogurt

- ¼ cup creamy peanut butter
- ⅛ teaspoon ground ginger
- ⅛ teaspoon nutmeg

Combine all ingredients, blending well. Cover; chill. At serving time, spoon dressing over fresh fruit salad.

continued

MONDAY'S DRESSING IS FULL OF SPICE



at Kraft,  
we've got a different  
low-calorie dressing  
for every day of the week.

Each one is a happy way to  
make calorie-counting anything but dull.

TUESDAY'S DRESSING IS LIGHT AND NICE



WEDNESDAY'S DRESSING TASTES TART AND CREAMY



THURSDAY'S DRESSING IS REAL BLUE CHEESE



FRIDAY'S DRESSING IS SPICY-SWEET



SATURDAY'S DRESSING'S A SMOOTH, MILD TREAT



AND THE DRESSING THAT'S RIGHT FOR THE SEVENTH  
DAY IS TANGY AND TASTY IN EVERY WAY



at Kraft, we think salads ought to be fun!

**KRAFT** Division of Kraftco Corporation

for a world of difference in your home.



# Space-Gard®

HIGH EFFICIENCY  
AIR CLEANER



**Traps 99% of Pollens and Spores;  
up to 90% of Dust and Dirt from the Air  
Circulated Through Your Heating/Cooling System**

Cleaner air is a constant benefit in your home with a Space-Gard Air Cleaner. You'll breathe air that contains less dust, dirt, tobacco smoke, pollen and other pollutants. So, there's less dusting, cleaning and redecorating to do; less aggravation of allergies. Economically installed in any type forced air system. Uses no electricity, requires no service or operating attention; minimum maintenance easily performed by homeowner. You'll like living in a home kept cleaner by a Space-Gard Air Cleaner. You'll like the price too.



cleaner air

With a Space-Gard Air Cleaner you'll breathe air that is practically free of many pollutants that can cause discomfort and stuffiness. Even the microscopic size airborne particles are removed.



reduced allergens

Allergy cases differ widely—and the Space-Gard Air Cleaner is not a sure cure for any allergy. However, if you suffer from allergies caused by pollen, mold spores, dust etc., this air cleaner can be highly beneficial.



less cleaning, decorating

With a Space-Gard Air Cleaner, there will be less dust in the air to settle on places you have to clean or dust. And, you'll find the time interval between washing walls or redecorating is lengthened.

ANOTHER PRODUCT "FOR BETTER AIR EVERYWHERE"  
FROM THE MANUFACTURERS OF THE *Aprilaire* HUMIDIFIER

**for more information**  
Send coupon for an informative booklet on air cleaning and the name of your nearest dealer.



**RESEARCH PRODUCTS Corporation**  
Dept. CC, Madison, Wis. 53701

Send me the Air Cleaning Facts Booklet

Send name of nearest dealer.

Name \_\_\_\_\_

Telephone \_\_\_\_\_

Address \_\_\_\_\_

City \_\_\_\_\_

State \_\_\_\_\_

Zip \_\_\_\_\_

continued

## Peanut Butter Banana Cream Pie

Makes 8 servings. Each serving: 490 cal.; 9.7 gms. P.; 29.9 gms. F.; 47.8 gms. C.

- 2/3 cup sugar
- 1/3 cup cornstarch
- 1/2 teaspoon salt
- 3 cups milk
- 4 egg yolks, slightly beaten
- 1/3 cup creamy peanut butter
- 2 bananas, peeled and sliced
- 1 baked 9-inch pie shell
- 1 cup (1/2 pint) heavy cream
- 2 tablespoons confectioners' sugar

Combine sugar, cornstarch and salt in saucepan; stir in milk gradually; blend in egg yolks. Cook over medium heat, stirring constantly, until mixture thickens and boils 1 minute. Remove from heat; blend in peanut butter. Cover top of pudding with wax paper or plastic wrap; cool. Arrange bananas over bottom of baked pie shell. Stir pudding; spread evenly over banana slices; cover with wax paper or plastic wrap. Chill 3 hours. Just before serving, remove covering. Whip cream and confectioners' sugar until stiff. Swirl over top of pie.

## Shortbread Bars

Makes 27 bars. Each bar: 153 cal.; 2 gms. P.; 7.8 gms. F.; 19.3 gms. C.

- 1/2 cup shortening
- 1/4 cup butter or margarine
- 1/3 cup peanut butter
- 1 cup light brown sugar, firmly packed
- 1 egg yolk
- 1 1/2 teaspoons vanilla
- 1 3/4 cups flour
- 2 tablespoons peanut butter
- 2 tablespoons milk
- 1 cup sifted confectioners' sugar

Heat oven to 350°. Combine shortening, butter or margarine, 1/3 cup peanut butter, brown sugar, egg yolk and vanilla in large bowl of electric mixer; blend until light and fluffy. Blend flour in thoroughly. Press or pat dough evenly into ungreased 9x9x2-inch pan. Bake 20 to 22 minutes or until lightly browned and set. Combine remaining ingredients to make icing, blending well. Add more milk, if needed for good spreading consistency. Spread gently on warm cookies. Cut into 3x1-inch bars.

## Dixie Pie

Makes 8 servings. Each serving: 420 cal.; 6.5 gms. P.; 16.4 gms. F.; 62.5 gms. C.

- 1 cup light corn syrup
- 3/4 cup sugar
- 3 eggs, slightly beaten
- 1/4 teaspoon salt
- 1/3 cup chunky peanut butter
- 1 unbaked 9-inch pie shell

Heat oven to 400°. Combine corn syrup, sugar, eggs, salt and peanut butter; blend well. Pour into unbaked shell. Bake 15 minutes. Reduce oven heat to 350°; bake pie 25 minutes or until filling is almost set in center and crust is browned. Cool.

continued





It was  
a simpler,  
more natural,  
less complicated time.  
And perhaps your mother  
had you brush your  
teeth with baking soda.  
Now there's Peak,  
the baking soda  
toothpaste.  
Modern. Pleasant-tasting.  
Yet 97% natural ingredients.  
To leave teeth, breath,  
even mouth tissues  
and gums  
feeling naturally cleansed,  
sweetened,  
refreshed.  
Uncomplicate.  
Try Peak.



Peak. With the natural  
goodness of baking soda.

# Fostoria lead crystal candle holders. Ordinarily \$4<sup>95</sup> ...a brilliant buy at only \$2<sup>95</sup>.

Here's a chance to do something nice for your table without doing in your budget. These beautiful lead crystal candle holders add a touch of romance to any occasion. And they're yours, at this very special price.

The candle holders are part of our Great American Lead Crystal collection. Companion pieces can be found in gift shops, jewelry and department stores wherever nice things are sold.

Order your lead crystal candle holders today. Some for yourself, some for gifts. A little romance never hurt anybody.

**Fostoria**  
We've been working on  
your crystal for 86 years.

continued

## Peanut Butter Cake

(pictured on page 80)

Makes 12 servings. Each serving: 416 cal.; 7 gms. P.; 14.4 gms. F.; 66.8 gms. C.

- 2¼ cups sifted cake flour
- 3 teaspoons baking powder
- 1 teaspoon salt
- 1 teaspoon ground ginger
- ½ teaspoon ground cinnamon
- ¼ teaspoon nutmeg
- ⅓ cup softened butter or margarine
- ½ cup creamy peanut butter
- 1½ cups sugar
- 2 eggs
- 1 cup milk
- 1 teaspoon grated orange peel
- ⅓ cup very finely cut up dried prunes
- ⅓ cup raisins, finely chopped or cut up
- ⅓ cup peanuts, finely chopped
- 1 package (7.2 ounces) fluffy white frosting mix

Heat oven to 350°. Grease and flour two 9-inch layer-cake pans. Sift flour, baking powder, salt and spices together. Cream butter or margarine, peanut butter, sugar and eggs until light and fluffy. Add dry ingredients and milk alternately, beginning and ending with flour mixture. Stir in orange peel. Divide batter between prepared pans, leveling batter evenly. Bake 35 to 40 minutes or until cake springs back when touched lightly with fingertip. Remove from pans; cool on wire racks. Combine prunes, raisins and peanuts; reserve. Prepare frosting mix according to package directions. Blend about 1 cup frosting with reserved fruit-nut mixture; spread between cake layers. Frost sides and top of cake with remaining frosting.

## Peanut Butter Bread

Makes about 20 slices. Each slice: 153 cal.; 4.3 gms. P.; 7.8 gms. F.; 17 gms. C.

- 1½ tablespoons grated orange peel
- 2 cups flour
- ½ cup sugar
- 1½ teaspoons baking powder
- 1½ teaspoons salt
- 1 teaspoon ground cinnamon
- ½ teaspoon baking soda
- ¼ teaspoon ground nutmeg
- ¾ cup chunky peanut butter
- ¼ cup butter or margarine
- 1 egg
- ⅔ cup milk
- ⅓ cup orange juice

Heat oven to 350°. Grease and flour a 9x5x3-inch loaf pan. Grate orange peel; set aside. Sift flour, sugar, baking powder, salt, cinnamon, baking soda and nutmeg together. Cream peanut butter and butter or margarine together in large bowl of electric mixer. Blend in egg, milk and orange juice. Add sifted dry ingredients and orange peel. Stir only enough to moisten dry ingredients. Turn into prepared pan, leveling batter evenly. Bake 55 minutes or until cake tester inserted in center comes out clean. Remove from pan; cool on wire rack. Slice thinly.

86



Mail this coupon to:

Fosdick Corporation/Candle Holder Offer  
Box 2128 • Meriden, Connecticut 06450

Please send me \_\_\_\_\_ pairs of Candle Holders.  
(Candles not included).

I enclose my check or

M.O. for \$ \_\_\_\_\_ (\$2.95 per pair).

Name \_\_\_\_\_

Address \_\_\_\_\_

City \_\_\_\_\_

State \_\_\_\_\_

Zip \_\_\_\_\_

Offer good in U.S.A. except where restricted, taxed or prohibited by law. Allow 28 days for delivery. Fostoria lead crystal is a product of Fostoria Glass Company.

in diameter

# Kitchen question box

## CHANDELIER CLEANER

Can you suggest an easy way to clean my crystal chandelier?

(Mrs.) Gloria Leiner  
Birmingham, Ala.

There are aerosol cleaners that ease this job. Use one to "run" the dirt off the crystal onto a drop cloth below—no wiping or polishing necessary.

## COLOR OFF

A blue enamel pot boiled dry on my electric surface unit, coating it blue. Can this coloration be removed?

Mrs. S. Hogan  
St. Louis, Mo.

Electric surface units are self-cleaning. Heat your burner until the blue has been carbonized away.

## COPPER RENEWAL

How can I perk up a copper tray that has lost most of its protective finish?

A. J. Glankovic  
Griffith, Ind.

Use paint remover to take off the rest of the finish. Then clean with full-strength household ammonia and very-fine steel wool. Rinse. Apply brass polish or spray on clear lacquer.

## SKILLET STAIN SOLVERS

How can I remove brown stains from the sides and bottom of my cast-aluminum electric skillet?

(Mrs.) Robin Stevens  
Atlanta, Ga.

The stains are baked-on grease spots that have been carbonized. To get rid of them, use a liquid metal cleaner made especially for cookware and electric appliances. The cleaner, sold at hardware stores, is caustic; follow manufacturer's instructions.

### To change or correct your address

Attach label from your latest copy here and show new address below—include zip code. When changing address please give 8 weeks' notice.

All correspondence relating to your subscription should be accompanied by your address label. If you are receiving duplicate copies, please send both labels.

Send address changes to:

American Home, P.O. Box 4568  
Des Moines, Iowa 50306.

Subscription prices:

U.S. and Possessions: One year \$3.97. Canada: One year \$4.97. All other countries: One year \$5.97.

Name \_\_\_\_\_  
please print  
Address \_\_\_\_\_  
City \_\_\_\_\_  
State \_\_\_\_\_ Zip \_\_\_\_\_

Postmaster: Send form 3579 to American Home, P.O. Box 4568, Des Moines, IA 50306.

# Sell the fund-raiser that sells itself.



... to millions of families who'll want to buy fruit cake this year. The market is ready-made. The product is nationally known for its superb quality. And we dare you to compare our profit-per-sale with any other fund raiser; \$1.30 on every 3 lb. cake sold. On Free Cake Plan cakes, \$4.25! And since we offer a variety of different size cakes to choose from, there's sure to be at least one size that fits your group's needs. Plus we'll even give you delicious free sample slices to give your prospects. They're a sure bet to clinch a sale!

So why wait? Mail this coupon today for free program brochure and generous free samples of this cake. No obligation. Join the thousands of clubs that make thousands of dollars annually, with Benson's. Your worthy cause deserves a worthy cake. Benson's.



Benson's Old Home Fruit Cake, 245 N. Thomas Street  
P.O. Box 1948, Dept. B-14, Athens, Georgia 30601

Simply fill out and mail this coupon. A generous free sample of fruit cake and our program brochure will be sent to you without delay, at no obligation to you or your club.

Name \_\_\_\_\_  
Address \_\_\_\_\_  
City \_\_\_\_\_ Phone \_\_\_\_\_  
State \_\_\_\_\_ Zip \_\_\_\_\_  
Position in \_\_\_\_\_  
Organization \_\_\_\_\_ Organization \_\_\_\_\_

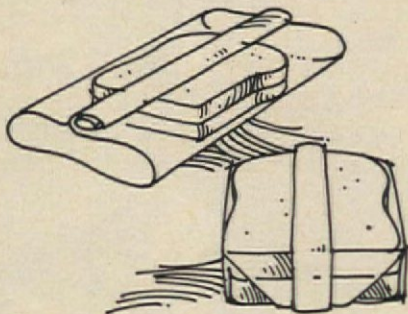
(We can honor only those inquiries that list organization names, since we sell only through civic, church, community, school and other non-profit groups.)

# The ABC's of Sandwich Making

## Sandwich-Making Tips

- Choose a kind of bread that complements the filling in flavor and texture. And experiment. Try tuna salad on dark or even date-nut bread, peanut butter on whole-wheat raisin.
- Bread or rolls should be no more than one day old.
- Leave the crusts on (except for dainty tea sandwiches). They help keep sandwiches from drying out.
- Match the bread slices that you put together, so your sandwiches have good shape and appearance.
- Use several thin slices of meat rather than one thick one. It makes an easier-to-eat, better tasting sandwich.
- Make salad-type sandwich fillings moist but not soupy.
- For ease and accuracy, use an ice-cream scoop for portioning salad-type fillings.
- When using toast for sandwiches, don't stack slices. This traps steam and makes the toast soggy.
- Wrap sandwiches individually to avoid transfer of aroma and flavor; refrigerate until needed.
- If sandwiches are to be packed, as in a lunchbox, it's best to pack accompaniments (tomatoes, pickles, lettuce) separately and add them at eating time.

4. Apply filling on alternate slices, as shown below, left. Spread evenly to the edges and to the corners. Be generous, but don't let it ooze out.
5. Make all sandwiches of one kind of filling at a time.
6. Top with remaining plain bread slices. Cut as desired.
7. Wrap sandwiches individually. Put into wax paper or plastic sandwich bags and close the ends as manufacturer directs. Or set each sandwich in



center of large square of wax paper, transparent plastic wrap or aluminum foil. Bring opposite ends together over the center of the sandwich. Fold edges over and over until the final fold actually rests on the sandwich, as above. Fold the ends and tuck them under.

## Freezing Sandwiches

Having a supply of sandwiches in your freezer is a great convenience for school lunch boxes, impromptu picnics, nighttime snacking, or weekend lunch hours. Keep the following in mind when you plan to make and freeze a batch:


- Always use fresh bread and top-quality ingredients for the filling.
- Spread the bread with softened butter or margarine right to the edges. This helps keep the filling from soaking into the bread. Mayonnaise and salad dressing are not recommended for use in sandwiches you are going to freeze (they may separate), nor is jelly. If any one of these is called for, add it after the sandwich has been thawed.
- Wrap sandwiches individually (as described above) and label them. Be sure to include the kind of bread, a description of the filling and the date on the label. Place them in a single layer on a cookie sheet or right on the freezer shelf. Freeze the sand-

wiches and then you can stack them.

- Sandwiches may be kept up to two weeks in your freezer or in the separate freezer section of a refrigerator at 0°. If you store them in the frozen food or ice cube compartment of the refrigerator, plan on using them within one week.
- To thaw sandwiches, leave in their wrappings at room temperature. They will be ready to eat in about an hour. If you were to unwrap them, they would dry out.
- Leave sandwiches frozen when you pack them in a lunch box or picnic basket. When it's time to eat, they will be thawed and ready.
- Foods like lettuce, tomatoes or onion rings lose their crispness during freezing and should be omitted. They can be added at eating time.

Sandwich-filling ingredients that freeze well include: hard-cooked egg yolk; cooked and canned meats, poultry and fish; cream cheese, Roquefort and blue cheese, cheese spreads, sliced American and Swiss cheese; applesauce, raisins; peanut butter; prepared mustard, catsup, chili sauce, pickles; butter or margarine.

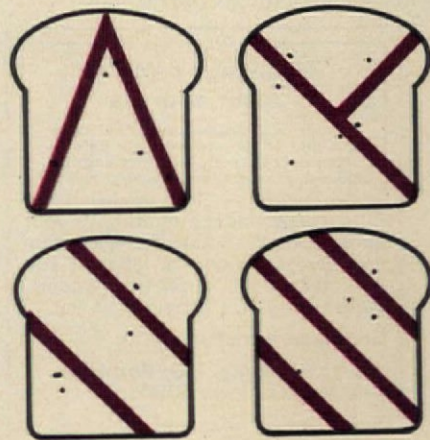
The filling ingredients not recommended for freezing are: hard-cooked egg white; jellies and jams; cottage cheese; nuts; cooked bacon; apples.



## Sandwich Assembly Line

Simplify sandwich making in big quantities by following this technique:

1. Make up the fillings.
2. Line up the bread slices, two by two, pairing them as they come from the loaf so the edges will match.
3. Spread slices with softened butter or margarine. Use a flexible spatula or sandwich spreader.



## Sandwich Cuts

Put your imagination to work when it's time to cut your sandwiches, particularly if you are tempting children to eat. The usual, everyday way of cutting sandwiches in half crosswise or on the diagonal can be monotonous. Above are a few ideas to inspire you to vary sandwich shapes.

## Food questions you ask

*Since moving to the South, I've noticed that chickens sold in supermarkets have a lighter skin color than those I've been used to buying. Can I expect a different taste and quality?*

Joan Ritz  
Savannah, Ga.

No. Contrary to popular belief, skin color is not a measure of nutritional value, flavor, tenderness or fat content of young (broiler-fryer) chickens. But consumers have distinct preferences. Those in the South like lighter color, in the Northeast they respond to yellow skins. To obtain this shade, poultry farmers feed chickens yellow corn, alfalfa or marigold petals.

*Is a copper bowl essential for best results in beating egg whites?*

Mrs. W. Warren  
Springfield, Va.

Many cooks believe an unlined copper bowl and a balloon whip are necessary for egg whites to mound smoothly and produce maximum volume. But in our opinion this theory is a carry-over from an era when cooks had nothing more efficient to use. We believe that an electric mixer or a good rotary beater used in any kind of bowl will give you satisfactory results.

*What does the word "dust" mean in a recipe?*

T. Abbott  
Gary, Ind.

To dust is to sprinkle food lightly with some dry ingredients—confectioners' sugar on cakes or cookies, for example. Dusting is the opposite of dredging, which means to coat food heavily and thoroughly, such as flour or bread crumbs on meat.

*How can I determine whether an egg is fresh without breaking the shell?*

A. T. Martin  
Madison, Wis.

Immerse the egg in a pan of cool, salted water. If it sinks to the bottom, the egg is fresh. A not-so-fresh egg will hover midway; a downright stale one will rise to the surface.

*How can I come up with a good, flaky pie crust?*

B. Hillman  
Syracuse, N.Y.

The secret to pie-crust making is in the handling—it should always be done gently and lightly. Once you've cut in the shortening, sprinkle a small amount of water at a time onto the flour mixture and blend with a fork, using a tossing motion. Press the dampened particles gently to see

whether they stick together. When they do, you've added enough water.

Now shape the dough gently into a smooth ball, and put it on a lightly floured board. Flatten it with a floured rolling pin. When rolling out the dough, use a light touch. Hold the rolling pin lightly, and always roll out toward the edges. The less you handle the dough, the less chance there is of having tough pastry.

*What could have caused the cloudy brine in the pickles I put up last summer? Did I do something wrong?*

L. G. Alton  
Littleton, N.H.

When preserving the pickles, you may have used table salt, which contains an anti-caking substance, plus iodine (if the salt was iodized). No harm done—don't be put off by appearances. But next time, for better-

looking results, use a pure granulated salt, also called *pickling salt*. It's fine-grained, with nothing added.

*What's the best way to store chocolate so it will retain its flavor and not absorb kitchen odors?*

Mrs. T. Smith  
Tacoma, Wash.

A glass jar is an ideal container for storing chocolate and cocoa products; it keeps flavor in, unwanted odors out. Another plus: It lets you see when you're running low. Be sure to store in a dry place that is consistently cool (about 60°). Moisture will cause cocoa to lump, and varying temperatures will cause chocolate to develop a film called "bloom."

*Direct any questions you have about food, food products and food preparation to: Food Questions You Ask, American Home, 641 Lexington Ave., New York, N.Y. 10022.*

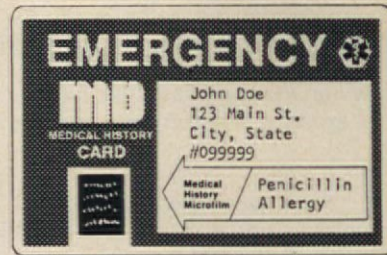


Made with wine.  
Aged in wood.

# What he doesn't know about you might kill you...



## but this card could help him save your life



Your medical history on microfilm.

Early Warning Data here.

### It will happen to one out of four people this year.

A sudden illness or accident and you're taken to the nearest emergency room. What if you are alone and unconscious. The doctor doesn't know your medical history. He doesn't know if you're allergic to certain medications. He doesn't know if you have diabetes, asthma, emphysema, arthritis, or a cardiac condition. He doesn't even know if you have "no complications" so he can proceed freely.

The time spent finding out this information could be the difference between life or death. Yours.

This card changes all that.

### The MD Card is your personal medical history on microfilm.

It saves the doctor time—time he might need to save your life. First of all he can see in big type immediate medical warnings such as diabetes, penicillin allergy, cardiac condition—warnings exactly like the tag recommended by the American Medical Association.

But much more, the MD Card contains your own medical history. The emergency nurse puts the MD Card microfilm into a viewer, and can see everything necessary to give you fast, specific emergency attention. The MD Card alerts the doctor to previous and existing conditions: operations, treatments, allergies, blood type, dates of injections and x-rays.

### All those hard-to-find facts—in one place.

It has the names and phone numbers of relatives to notify, your own doctor's name and phone number. Even important information you need for hospital records—birth date, Social Security number, Blue Cross and other health insurance information. Time that would have been spent gathering this information could be devoted to saving your life.

The American College of Emergency Physicians recommends that everyone carry a medical history card at all times.

### The MD Card is now available to individuals.

Until now, the MD Card was offered only to groups, such as banks, insurance companies, brokerage firms. As more and more medical doctors became aware of the

advantages to individual citizens and to themselves, it became obvious that the MD Card should be offered more broadly. Thus, for the first time, everyone who wants to protect his life in an emergency has the opportunity to have an MD Card.

### The MD Card differs from other cards, bracelets—It's confidential.

The MD Card has your personal medical history on microfilm, in a permanent, laminated card. Easy to carry in your wallet or purse. Microfilm has an advantage over bracelets and medical warning tags: microfilm is confidential. It is for the use of authorized medical personnel only. No one, not even your employer, can read your medical record.

### If you're not near an emergency facility you get 24 hour service.

The MD Card has an emergency number that can be called 24 hours a day, 7 days a week. This way as long as he's anywhere near a phone, the emergency doctor can quickly get all the necessary information.

### MD Card—the reliable one.

Before you put five dollars in an envelope you should be sure of the reliability of the organization to whom you mail it.

The MD Card organization is guided by sound, reputable men. Its Board of Directors and Counselors include some of this country's most distinguished names in business and medicine—a former President of the New York City Council, a Trustee of a large University, Board Chair-

men of two major corporations, a syndicated medical columnist, and several eminent surgeons and physicians.

### The American College of Emergency Physicians...

says that medical identification is the swiftest, most efficient and accurate way for a doctor to learn more about a patient in an emergency situation.

### The American Medical Assoc.

...agrees that safe and lifesaving medical treatment depends on doctors knowing about conditions such as drug allergies, diabetes, cardiac history. Then they know what not to do. It is also important to know if a patient is normal and healthy with no restrictions, so that treatment can be appropriately administered at once without fear of adverse side effects.

### Ask your own doctor...

if he doesn't wish that all his patients carried their own medical history with them. Chances are, he will say that it's the next best thing to having him by your side in an emergency.

“The police are often the first to get to the scene of an accident. Legally, we first look for the victim's identification. When he has a red MD Card, it jumps right out. You can call the hospital and alert them about any medical warnings—emergency doctors I've talked to are always glad when they can learn enough about a patient to treat him properly.”

*Michael Losito, Police Officer, N.Y.C.*

**Pay five dollars for something you hope you'll never use. But might urgently need.**

You owe it to yourself and those you love. Send right now. Mail \$5.00 in check, money order or credit card number payable to MD Card, to:

MD Card—Dept. AH974

641 Lexington Ave.

New York, N.Y. 10022

Check One:

I enclose check

Money Order

American Express No. \_\_\_\_\_

Bank Americard No. \_\_\_\_\_

Master Charge No. \_\_\_\_\_

name \_\_\_\_\_

address \_\_\_\_\_

city \_\_\_\_\_

state \_\_\_\_\_

zip \_\_\_\_\_

The MD Card makes A THOUGHTFUL GIFT for which you'll always be remembered. Send an additional \$5.00 with each name and address of relatives or friends along with this application.

# Shopping information

Merchandise listed here is available in leading department and specialty stores. If you cannot find it, write to American Home, Reader Service, 641 Lexington Ave., New York, N.Y. 10022. Items not listed may be privately owned or custom made.

## PAINT IT!

**Pages 70-71** (All sources N.Y.C.) Boston rocker, blanket chest, Harvard hutch, Furniture-in-the-raw, Inc.; handmade linen and cotton rug, "Casual Trends," No. 108, Schumacher; pewter platter and plates in window, pewter candlesticks on blanket chest, blue sponge ware and pewter plate in hutch, blue wooden pail on floor, Julia E. Kuttner Antiques; crock and arrangement of wheat by Ray Kohn through George Cothran Flowers, Inc.

## A GARAGE FOR GOOD LIVING

**Page 72:** Fireplace, "Aztec," mat black, The Majestic Company, Huntington, Ind.; Howard Miller wall clock from Keeg's, Seattle, Wash.; Ozark split-oak baskets, Vanilla, San Francisco, Calif.; antique patchwork quilt on table, "Lone Star," Cinnamon Toast, San Francisco, Calif.

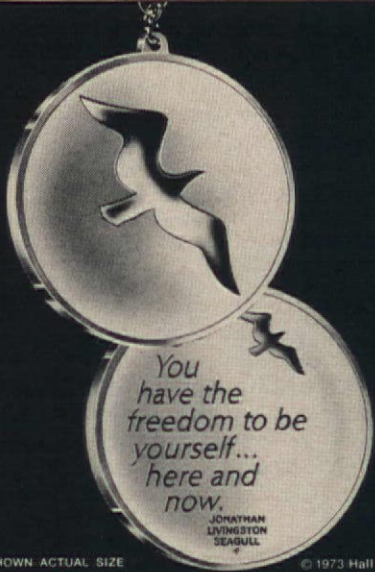
**Page 73:** Lacquered wood coffee table from Sweden, draftsman's lamp, "Berber" area rug from Morocco, blue and white ceramic ashtray, Keeg's Seattle, Wash.; antique quilts—"Ocean Waves" on sofa, "Falling Leaves" on wall—from Cinnamon Toast, San Francisco, Calif.; white porcelain candleholders, Vanilla, San Francisco, Calif.; orange and blue corduroy on sofa cushions, "Colony," from Collins & Aikman Corp., N.Y.C.; orange and blue patterned throw pillows, La Provence de Pierre Deux, San Francisco, Calif.; carpeting, "Madeira," Bamboo Beige, Alexander Smith Carpet Co., Div. of Mohasco Industries, Inc., N.Y.C.; Ethan Allen ladder-back chairs, Carriage House Furniture, Lynnwood, Wash.; plants, Swanson Florists, Seattle, Wash.; 3/8-inch, rough-sawn, 303APA grade-trademarked plywood siding, American Plywood Association, Tacoma, Wash.

## TAKE A JAR OF PEANUT BUTTER

**Page 80** (all sources N.Y.C.): "Prin-temps" oval platter and vegetable bowl (with cover, not shown), Mayhew; "Springfield" vegetable bowl, Josiah Wedgwood & Sons.; "Italian Fruit" cake stand, Tiffany & Co.

## COMING NEXT MONTH:

Our "House of the Year,"  
designed for women—  
by women!



**the Jonathan Livingston Seagull Pendant**

... to say that the spirit of Jonathan Livingston Seagull lives within you ...

Minted in your choice of solid sterling silver or 24kt gold electroplate on sterling. With a brilliant proof-quality finish. Perfection. By The Franklin Mint.

SHOWN ACTUAL SIZE © 1973 Hall Bartlett

<p>The Franklin Mint Franklin Center, Pennsylvania 19063</p> <p>Please send the following Jonathan Livingston Seagull pendants, complete with neckchains:</p> <p>_____ Solid sterling silver pendants at \$25.00 each ..... \$ _____</p> <p>_____ 24kt gold on sterling pendants at \$32.50 each* ..... \$ _____</p> <p>*Neckchain gold-filled</p> <p>Total of order \$ _____</p> <p>Please add your State sales tax \$ _____</p> <p>Remittance enclosed \$ _____</p> <p>The Franklin Mint is the world's largest and foremost private mint. It is not affiliated with the U.S. Mint or any other government agency.</p>	<p><b>ORDER FORM</b></p> <p>34-74</p> <p>Mr. _____ Mrs. _____ Miss _____</p> <p>Address _____</p> <p>City _____</p> <p>State, Zip _____</p> <p>Please allow 4 to 5 weeks for delivery.</p>
--	--

# Building or remodeling? This new guide will help!

This new edition of our free 24-page booklet will help you make the right decisions in the important matter of selecting and installing windows and gliding doors.

Send today for this informative, full-color guide packed with helpful hints and facts, plus descriptions of Andersen Windows and Gliding Doors, both Wood and Perma-Shield®.



Please send me your free booklet, "How to get good windows." Mail to: Andersen Corporation, Bayport, Minnesota 55003

I plan to build.  I plan to remodel a \_\_\_\_\_

Name \_\_\_\_\_

Address \_\_\_\_\_

City \_\_\_\_\_ State \_\_\_\_\_ Zip \_\_\_\_\_

01-094

**Andersen Windowalls®**  
ANDERSEN CORPORATION BAYPORT, MINNESOTA 55003



# Here's how you can make our lovely gingham quilt

Made with gingham and simple percales, the appliqué quilt on pages 68-69 adds old-fashioned charm to any bedroom. Ours measures 72 inches wide and 86 inches long. You can make it bigger or smaller by changing the number of 14-inch-blocks or the depth of the pretty border, and you can vary the colors, if you like. For spontaneity, you might also want to vary just slightly the "tilt" of the appliqué in the different blocks.

**Materials:** All fabrics should be 36-inch-wide, colorfast, washable polyester-cotton blends.

2½ yards lavender-and-white medium-check gingham for 10 quilt blocks  
2½ yards purple percale for 10 quilt blocks

2 yards lavender-and-white large-check gingham for flower appliqués

4 yards lavender percale for flower appliqués and border (border uses 2½ yards)

½ yard green-and-white polka-dot percale for leaf appliqués

Remnant of pink-print gingham for centers of flower appliqués

King-size sheet or pieced fabric for quilt backing

89-by-96-inch roll of 1-pound polyester quilt batting for interlining and for stuffing center circle of each appliqué  
10 yards 2-inch-wide purple bias tape for binding quilt edges

Sewing thread in matching colors for basting, appliquéing and binding

1 skein purple embroidery thread for appliquéing

Mercerized cotton thread in matching colors for quilting

Sandpaper or shirt cardboard for making patterns (sandpaper is best since it is nonslip when placed face down on fabric)

Soft (#2) lead pencil for marking quilting patterns on fabric

Sewing needles for basting and appliquéing

Size 7 or 8 quilting needles (called "betweens")

22-inch quilting hoop (better than a quilting frame because it is very portable)

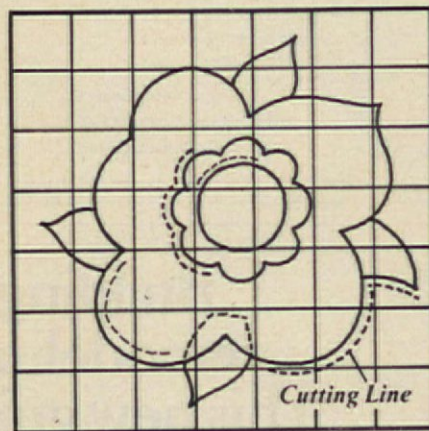
**Procedure:** First, make the patterns or templates for your appliqués. The appliqué flower design uses 4 shapes (see diagram 1): a center circle, then in sequence a scalloped circle, a flower and a leaf. Cut sandpaper or shirt-cardboard templates of the four pieces, scaling them up to full size from the diagram and adding a ¼-inch allowance

all around each (see dotted cutting-line indications in diagram).

Cut all your fabric for quilt. You'll need: 10 14½-inch squares (each) of purple percale and lavender-and-white medium-check gingham (extra ½ inch gives you ¼-inch seam allowance around each square block); 10 appliqué center circles from print remnant; 10 appliqué scalloped circles from lavender percale; 10 appliqué flowers from lavender-and-white large-check gingham; 40 appliqué leaves from polka-dot percale. Cut 10 2-inch-wide circles of batting for stuffing the center circle of each appliqué.

Do your appliqués before you assemble blocks: Turn and baste under the ¼-inch seam allowance on cut-out pieces, clipping edges of allowance where necessary so they will lie flat. Do not press pieces. As you baste, miter narrow end of each leaf to a crisp point. (Only 1 end of the leaf shape shows, so you needn't baste both ends.) When pieces are ready for appliquéing,


1



1 square equals 2 inches

pin flower to center of each purple block. Position 4 leaves under the flower; pin in place. Pin scalloped circle in center of flower. Place 2-inch batting circle in center of this; pin fabric circle over batting. Using matching thread,

2



1 square equals 2 inches

appliqué center circle with blind stitch; this holds batting in place and gives flower center the desired puffed effect. Next, using 2 strands of purple embroidery thread, appliqué scalloped circle with blanket stitch (point spikes toward center). Using matching threads, appliqué flower and leaves with blind stitch. Remove all pins and basting stitches.

Do quilting pattern on gingham blocks: Using diagram 2 as a guide, make sandpaper or shirt-cardboard templates of the 3 different quilting patterns (solid lines on quilting blocks—not appliqué blocks—in diagram) for center circle, scalloped circle and larger circular shape with leaves. Center patterns on each gingham block and trace around them lightly (do a broken line), using the soft lead pencil. Note that the leaves in this pattern, unlike those in each appliqué, point to the corners of the block.

"Setting" your quilt means assembling the marked gingham blocks and appliquéed blocks that form the quilt top. Leaving ¼-inch seam allowances, pin, baste and machine-stitch blocks into 5 rows of 4 blocks each.

**Row 1** (from left to right): appliqué block, gingham block, appliqué block, gingham block

**Row 2:** gingham block, appliqué block, gingham block, appliqué block

**Row 3:** repeat row 1

**Row 4:** repeat row 2

**Row 5:** repeat row 1

When blocks are sewn together in 5 rows, pin, baste and machine-stitch the rows together, leaving ¼-inch seam allowance. Do not press seams open. Push both seam edges to the purple-block side so they won't show through the gingham blocks on finished quilt.

Make quilt border out of lavender percale: Cut four 8½-inch-wide lengths—two 86½ inches long and two 72½ inches long. With right sides facing and a ¼-inch seam allowance, pin, baste and machine-stitch border to sides, top and bottom of quilt. Miter-seam the 4 corners as indicated in diagram 2. Using the edge of a dinner plate, take a pencil and mark shallow scallops along edges of border. Note that scallops are 7 inches from point to point; there are 2 scallops below each 14-inch block and one at each quilt corner. Cut out scalloped edge. Mark quilting pattern (taken from scalloped circle of appliquéed flower) in center of each scallop.

Assemble the layers after the quilt top is sewn together and all quilting patterns are marked. If you are using a king-size sheet for quilt backing, cut off top and bottom hems and trim sheet to size of quilt top; if using other fabric, piece and stitch together to size of quilt top. Place quilt backing, right side down, on floor. Smooth batting over it. Place quilt top, right side up,



over batting. Pin and baste the 3 layers together, starting in center and working out in a sunburst to the 4 corners. (This keeps the various layers from slipping.) Then baste in an all-over grid pattern, with rows of basting no more than 8 or 10 inches apart. Avoid any excess pulling or bunching. Finally, baste around 4 sides of quilt about 2 inches in from edge. Remove all pins when basting is completed.

The quilting stitch is done with size 7 or 8 "between" needles and mercerized cotton thread in colors to match fabric. To stitch, thread your needle with a single 18-inch strand; make a knot at the end of the thread and bring needle through from the back to the top of quilt, tugging gently on thread until knot pulls through the back and is buried in the interlining. Now, hold-

ing your left hand under quilt, push needle straight down (not at an angle) with your right. Receive needle with your left hand and draw thread through. With left hand, push the needle straight up; receive it with your right hand and draw thread through with your right. (The quilting stitch is simply a *running stitch*. It is important to take just one stitch at a time, keeping your stitches small and spacing them evenly.) At end of strand, take one or two backstitches to secure sewing and then run end of thread into the interlining.

Begin quilting, using your quilting hoop and working from the center of the quilt out to the edges. On each appliqué block, quilt around edges of center circle and scalloped circle, then 1/2 inch inside and 1/2 inch outside each

flower and leaf (see dotted lines on appliqué blocks in diagram 2). On border and each gingham block, quilt directly on your traced pattern, then 1/2 inch outside it and 1/2 inch inside the leaves (see dotted lines on appliqué blocks in diagram 2). Finally, quilt as close as possible to (but not on) the seam lines around each gingham block.

When you have finished quilting, cut scallops on edge of quilt backing and interlining to match border. Remove all basting and trim any excess fabric around edges.

To finish off, pin bias-binding tape to top side of scalloped edge, right sides together, leaving 1/4-inch seam allowance. Baste and machine-stitch. Turn bias tape over edge to back of quilt; turn under 1/4-inch allowance and hand-stitch tape to quilt back.

## Patchwork primer



Design your own, one-of-a-kind patchwork pattern with Patchwork Primer (above), a marvelous kit that's as much fun as a game! Kit includes hundreds of self-stick geometric pieces (in 11 shapes, 4 colors) that you arrange and rearrange on a laminated board, creating endless patchwork patterns. Once you work out your special design in miniature, you have 11 full-size templates to use. Kit also includes a manual illustrating dozens of designs, plus instructions for making a quilt and other projects.

Fill out coupon and enclose check or money order. No C.O.D., Canadian or foreign orders.

American Home, Dept. 6485  
P.O. Box 1086  
Opa-locka, Florida 33054

Check items desired:

— 90005 "Basket" and  
"Courthouse Square" (see  
page 68) quilt instructions,  
@ \$1.25 ea. . . . . \$

— 61885 Patchwork Primer  
kit @ \$9.95 ea. plus \$1  
post. & hdlg. . . . .


Add sales tax . . . . .

Total enclosed . . . . .

print name \_\_\_\_\_


address \_\_\_\_\_

city \_\_\_\_\_ state \_\_\_\_\_ zip \_\_\_\_\_



**Rock of Ages family memorials  
available from better dealers nationwide**

ROCK OF AGES CORPORATION  
A NORTEK COMPANY



# Turn any wall into an unbelievable Panorama of Nature, Instantly!

...wake up outdoors in a meadow filled with flowers...relax  
in a golden enchanted forest...return to 16th century Holland.

AUTUMN FOREST



WINTERSCAPE BY BRUEGHEL



MEADOW AND MOUNTAINS

Brilliant 4-Color Photo Murals, created in Sweden  
are 100% Washable. Each a Giant 9 x 12 Feet!

Sweden, world famous for imaginative and innovative interior designs, has done it again. In a few short hours, you can have an autumn forest in your living room. Wake up in a meadow filled with yellow flowers and towering snow-capped mountains in the background. Or, if your taste leans toward the classic, put up a mural by the 16th century Dutch master, Peter Brueghel. Quick, simple and easy to do, you'll receive endless compliments from your PHOTO-WALL.

**FAST, EASY, MAY BE TRIMMED TO ANY SIZE!**

PHOTO-WALL is 12 feet 9 inches long and 9 feet high. You can trim it with scissors to fit smaller walls. Eight, 3 by 4 foot, panels are easy to handle and specially designed to match perfectly. All you need is a pair, two brushes and a few hours of your time.

These full color prints are lithographed in Sweden and coated with a special lacquer so they'll wipe clean with a damp sponge. Kit includes simple, step-by-step instructions, glue and the eight panels. The results are breath-taking. Your friends will marvel at this unique decorating idea and you'll have compliments ringing in your ears for years to come. The sooner you order, the sooner you'll have the beauty of the great outdoors . . . indoors. Each only \$39.99

**GREENLAND STUDIOS**  
6507 GREENLAND BUILDING, MIAMI, FLORIDA 33059

MAIL 10 DAY MONEY BACK  
GUARANTEE COUPON TODAY

**GREENLAND STUDIOS**  
6507 Greenland Bldg., Miami, Fla. 33059

Please send me the Photo Mural(s) checked below. I understand that if not delighted, I may return it for a complete refund any time within 10 days. Enclosed is check or m.o. for \$\_\_\_\_\_.

—Autumn Forest (#70329) @ \$39.99 ea. plus \$2.50 postage & handling.

—Meadow and Mountains (#70330) @ \$39.99 ea. plus \$2.50 postage & handling.

—Brueghel's Winterscape (#70331) @ \$39.99 ea. plus \$2.50 postage & handling.

(N.Y. & Fla. residents add appr. sales tax.)

Name \_\_\_\_\_

Address \_\_\_\_\_

City \_\_\_\_\_

State \_\_\_\_\_ Zip \_\_\_\_\_

**YOU MAY CHARGE MY:**

Master Charge\*       Diners Club  
 BankAmericard       American Express


Acct. # \_\_\_\_\_

Exp. Date \_\_\_\_\_

\*If using Master Charge also indicate the four numbers above your name here \_\_\_\_\_.

It's swapping time  
in Stokely, U.S.A.

**4 place mats  
for 10  
Stokely  
labels.**



Stokely, U.S.A. sets a beautiful table. With our tender vegetables and sweet fruits. And now with four picturesque place mats that capture a single countryside in Autumn, Winter, Spring and Summer. Reproductions of original paintings created for us, alone, by one of America's leading water-color artists. The non-slip mat-finish scene reverses to a glossy woven-look neutral color. A generous 17½" x 11½" size, in wipe-clean plastic.

They take a lot of pride in giving you  
the finest in Stokely, U.S.A.

Swap for 10 Stokely labels.

MAIL TO: Stokely, U.S.A. Place Mat Offer  
P.O. Box 9986  
St. Paul, Minnesota 55199

Please send me 4 place mats. I enclose 10 labels from any Stokely vegetable, fruit or tomato product.

Name \_\_\_\_\_

Address \_\_\_\_\_

City \_\_\_\_\_

State \_\_\_\_\_

Zip \_\_\_\_\_

Offer good in U.S.A. and Canada only, except where prohibited, licensed or taxed. Please allow 3 to 6 weeks for delivery. Sorry, only one order per envelope. Offer expires February 28, 1975.

© 1974 Stokely-Van Camp, Inc.





**Get SAKRETE**  
 Make something out of it!



SAKRETE Concrete and Mortar Mixes are made for the do-it-yourselfer. Ideal for outdoor living projects like this wall, edging, footings or repairing concrete surfaces. SAKRETE Concrete Mix, inexpensive, easy to use, and twice as strong as ordinary concrete, takes the guesswork out of mixing and the doubt out of working with concrete.

**FREE . . .** at your neighborhood SAKRETE dealer, our step-by-step instruction booklet featuring (20) select projects. Or, send 25¢ to cover handling to SAKRETE, P.O. Box 1071, Cincinnati, Ohio 45201.

Insist on **SAKRETE**<sup>®</sup>

**Concrete and Mortar Mixes**  
 The brand the pros use.

SAKRETE is a registered trademark of SAKRETE, INC. © 1974

## Your guide to olives

The humble olive is a lot more interesting than it looks. To begin with, it's one of the world's oldest fruits: Men first tamed the wild-growing, thorny olive bush into a beautiful fruit-bearing tree nearly 4,000 years ago. A mainstay in the Mediterranean area, the olive eventually came to South America with the Spanish, then to California with the missionaries. Today, the canned green or ripe olives we use come from California, while most green ones in glass jars are imported from Spain.

### THE CALIFORNIA KIND

California ripe olives, green or black, are picked as they reach maturity; the green ones have a slight-

ly bitter taste. During processing, the flesh of the olives absorbs a diluted alkaline solution, and the bitterness disappears. Any traces of the solution are removed by soaking the olives in cold water that is changed three or four times a day. The olives then go into a mild brine for two to five days. If protected from air during this curing, they are packed as green ripe olives; if intentionally exposed to air, they become oxidized as black ripe olives.

### LABELED SIZES

These ripe olives are packed whole (with or without pits), sliced or chopped. The cans of whole ones are sometimes a source of confusion—and amusement—for this modest little fruit is labeled mammoth, jumbo or super-colossal. Reason: In the early years of the olive-growing industry, there was only one type of

olive tree widely cultivated; its olives were designated small, medium, large or extra-large. Later, other varieties of trees were developed, producing larger fruit. The olives from these varieties were given the whopper-size names to show that they were bigger than the ones people were used to. It's easy to see what you're buying, since the actual size of the olives is now pictured on the label, along with the average number in the can. That's all you will ever need to know.

### SPANISH STYLE

The familiar pungent green olives from Spain are not allowed to ripen. They are picked early, then set in baskets in the shade for three days so their tender skins can better resist the blistering effect of the "cure" ahead. The first step in this cure—a lengthy bath in a soda solution—generates heat, removing the bitter flavor and softening the unripe fruit. Next, the olives are drained, washed and left in fresh water for at least 15 hours. Finally, they go into casks; brine is added, and the casks are rolled into the sunlight for the rest of the fermentation period. Later, the olives are sorted by hand, graded and left whole, pitted or stuffed (with pimientos, capers, onions or celery), then packed in a weak salt brine in glass jars.

### OTHER OLIVES

Among the other types you'll find sold in cans or in bulk, the most common come from Greece, Italy and Sicily.

*Greek or Greek-style olives* are sharp, salty and bitter. They are allowed to ripen fully, then are picked, cured and preserved in salt or brine.

*Italian or dried olives* may be either fully tree-ripened or unpitted ripe fruit that has been cured and allowed to dry in the sun. They are sold in bulk; their flavor is rich and oil-like, though it may have acrid overtones.

*Sicilian olives* are small green or ripe ones cured almost as the Spanish olives are, but without the caustic soda. Vinegar and spices are added, giving these olives a pickled, spicy, bitter taste.

### STORING OLIVES

Store olives in unopened cans or jars at room temperature. After opening them, keep olives refrigerated in their own liquid. Either way, they will keep indefinitely. Should some white scum form on top of the liquid, rinse the olives before using them. If the olives are no longer firm, discard.—**Frances M. Crawford**



**ADDED****FEATURES: Sta-Cool Handles and Knobs • Tight-Fitting Lids • Easy to Clean • Dishwasher Safe!**

A lifetime of service for an unbelievably **LOW PRICE!** The beauty and cooking magic of copper-clad bottoms, the durability of heavy, 18-gauge stainless steel. Cook faster, at lower temperatures, using a minimum of vitamin-robbing water! Enjoy the handling ease and eye-appeal of stay-cool lids, knobs and handles all in the newest decorator color — avocado! Hang-up rings let you show-off your handsome cookware after dinner is over. Every popular size is included in this terrific value: 1 and 2 qt. saucepans with lids, 5/8th qt.

saucepan for boiling eggs, etc., and an 8" open skillet. 6 pieces to meet your every cooking need — and at a fraction of what you would expect to pay elsewhere! Coordinated cookware that's not only lovely to look at, but has lifetime durability. A really great buy for only \$9.98.

**OFFER WILL NOT BE REPEATED  
THIS SEASON**

Supplies are limited to what we have on hand. To avoid disappointment we urge you to order now. Orders will be filled on a first come, first served basis and offer will not be repeated this season.

**MAIL TO DAY NO RISK COUPON TODAY!****GREENLAND STUDIOS**

6509 Greenland Bldg., Miami, Fla. 33059

Enclosed is check or m.o. for & \_\_\_\_\_  
(N.Y. & Fla. res. add appropriate sales tax.)  
6-Piece Cookware Set (#12183) @ \$9.98 plus \$1.25 post.

**Also Available:**

6" Skillet (#13323) @ \$2.98 + 65¢ post.  
10" Skillet (#13321) @ \$4.98 + 85¢ post.  
4 pt. Covered Dutch Oven (#13322) @ \$8.98 + \$1.15 post.

Name \_\_\_\_\_

Address \_\_\_\_\_

City \_\_\_\_\_ State &amp; Zip \_\_\_\_\_

**You May Charge Your Order**

<input type="checkbox"/> Master Charge	<input type="checkbox"/> Diners Club
Acct. No. _____	<input type="checkbox"/> BankAmericard
Interbank No. _____	<input type="checkbox"/> American Express
(Find above your name)	Good Thru _____
Good Thru _____	Acct. No. _____

## MIRACLE HEAT-ABSORBING COPPER ON HEAVY-GAUGE STAINLESS STEEL!

# 6-PIECE COPPER BOTTOM Decorator Cookware set

**CAN'T-BE-BEAT  
VALUE  
\$9.98**

- YOU GET:**
- 2 qt. Saucepan & Lid
  - 1 qt. Saucepan & Lid
  - 8" Open Skillet
  - 5/8 qt. Saucepan



UNQUESTIONABLY THE MOST

# BEAUTIFUL

FAST GROWING

# SHADE TREE

IN AMERICA TODAY



Actual photograph of a five year scarlet maple.

- This gorgeous tree is known as the scarlet maple, the red maple, or the EVER CHANGING MAPLE.
- Beautiful Red Scarlet leaves in the fall of the year, and beautiful deep dark green leaves in the spring of the year.
- Grows approximately up to 25-30 feet over a five year period, which makes it one of the fastest growing shade trees in America today.
- Many landscape architects, nursery men, and gardening experts refer to this tree as the "2 in 1" tree, because of its dual qualities of beauty and speed.
- Now is the ideal time to plant this tree.
- Shipped at 5 to 7 feet — all shipping cost paid.
- Due to the tremendous demand for this tree please allow two weeks for delivery.

## LESS THAN \$2.00 each

(in lots of 16 or more)

## Shipped at 5 to 7 feet

(all shipping cost paid)

**Adaptability** — "The scarlet maple has one of the widest ranges of our native trees, growing from eastern central Canada to Florida, and because of its ease of transplanting it adapts to any type of soil." (From *All About Trees* by E. Johnson). The one tree experts agree will grow anywhere in the U.S.A.

**TO BEAUTIFY YOUR HOME NOW ORDER TODAY ON A TWO WAY GUARANTEE**

Imagine! This beautiful tree shading your front yard and the looks of admiration and words of praise it will bring to your house and home. You'll agree it lends lovely contrasts to its surroundings. Now the retail price of this tree is \$4.98, but during this planting season our price is only \$4.49. Yes, just a mere \$4.49 for this beautiful shade tree. **ORDER TODAY—YOU WILL BE PLEASED.**

### TWO WAY GUARANTEE

We are so sure that this is the most incredible shade tree that you've ever seen, here is our 2-way, ironclad guarantee: (1) If, upon arrival, you are not completely satisfied, then return for a full refund; (2) Free replacement, for any reason, up to one full year. When have you ever seen a stronger guarantee?

### OUR CHALLENGE TO YOU

It's almost too good to be true, but we feel so sure that these native collected trees are some of nature's most prized possessions that we are making you an outstanding offer. Our knowledge and experience of many years and our own research about this tree gives us confidence in the following challenge. If you can find just one negative comment by an expert printed in any magazine, periodical, or gardening book, we will give you any item from our catalogue of over 400 varieties absolutely free of charge. We send a catalogue with every order. This offer is hard to beat! We are sure that anything you read anywhere about this beautiful scarlet maple will have nothing but praise and acclaim.

### NURSERY BARN

P.O. Box 712

McMinnville, Tenn. 37110

Please send us these beautiful shade trees, on a two-way guarantee, the trees indicated below.

- |  |               |  |                |
|--|---------------|--|----------------|
| <input type="checkbox"/> 1 Shade Tree .....            | <b>\$4.49</b> | <input type="checkbox"/> 4 Shade Trees (Save \$6)..... | <b>\$12.98</b> |
| <input type="checkbox"/> 2 Shade Trees (Save \$2)..... | <b>\$7.98</b> | <input type="checkbox"/> 8 Shade Trees (Save \$12).... | <b>\$22.98</b> |
|  |               | <input type="checkbox"/> 16 Shade Trees (Save \$16)... | <b>\$31.98</b> |

I enclose \$ \_\_\_\_\_ in  cash  check  money order

Name \_\_\_\_\_

Address \_\_\_\_\_

City \_\_\_\_\_ State \_\_\_\_\_ Zip \_\_\_\_\_

America's Most Popular  
CATALOGUE of  
**EARLY AMERICAN**  
FURNITURE & ACCESSORIES

Send 50¢ for our Famous  
Sturbridge Catalogue

Over 1,000 items for furnishing your home in Early American — it's always in style, mixes and matches with any decor. To see how easy it is to enjoy the warmth, always-in-style beauty of Early American, send for our catalogue today.

All items ordered from our catalogue are backed by a unique Money-Back Guarantee — it even includes shipping charges both ways.

STURBRIDGE YANKEE WORKSHOP  
the Nation's Center for Early American

494 Brimfield Turnpike, Sturbridge, Mass. 01566



Here's my fifty cents. Please send me your famous catalogue.

Name \_\_\_\_\_

Address \_\_\_\_\_

City \_\_\_\_\_

State \_\_\_\_\_ Zip \_\_\_\_\_



**"Crepe Suzette"**

This tasty gown with a "20's Touch" feels 'n looks just like old-fashioned silk crepe! Shh, it's really fine woven, machine-wash polyester! Lovely self-tie belt; 2-button cuffed sleeve. Large turquoise and tiny white flowers on navy, or yellow and white on brown. 8-18; 14½-26½. \$29 plus 80¢ hdlg. Vicki Wayne, 610-A9L-S. Country Club, Tucson, AZ 85716.

**American Home Market Place**

Lynn Headley—Editor

**Crystal jigger pitcher**

Well, I'll be jiggered, who can resist this perky mini pitcher for pouring exact 1-oz. and 2-oz. jiggers of your favorite bar offerings! Handy and handsome, right down to the elegant thickness of its solid crystal base. 3" high. Spill-free pouring. \$2.98 plus 50¢ hdlg. The Country Gourmet, Dept. A9, 510 S. Fulton Ave., Mt. Vernon, NY 10550.



**Sterling idea!**

A charming (and so meaningful) mini memento for the bride's big day—an exact replica of her wedding invitation reduced and reproduced in silver or gold. Charm is ¾" x 1½". Nice for any announcement. A cherished gift! In sterling silver, \$16.95. In 14K gold, \$59.95. Add 50¢ hdlg. From Holiday Gifts, Dept. 609-F, Wheatridge, CO 80033.



**Colonial night table**

Make an authentic copy of this lovely, functional end table. Easy to assemble. All parts crafted and sanded ready to finish. Stain, glue, brass knobs and screws included. Top is pine, 18½" sq., with maple legs and drawer front. 28½" high. \$34.95. Color catalog of over 50 kits illustrated, 50¢. Cohasset Colonials by Hagerty, 904 Ship St., Cohasset, MA 02025.




**"Candy"**

She's as soft and sweet as her name! Created of soft urethane, Candy has crepe soles and cushioned insoles for super comfort. And a super stunner, note the chic 1½" rope covered heels! Sizes 4 thru 12 in N, M, W. Beige, white, or navy. \$11.95 plus 90¢ hdlg. Sizes over 10, add \$1. Sofwear Shoes, Dept. AH-9, 1711 Main, Houston, TX 77002.



**Need glasses to make up?**

Not with Magic Focus "compact!" One side is plain mirror, the other mirror is hand-ground prescription lens for magnified, distortion-free focusing. Created by a noted eye doctor, you really can see to make-up, tweeze brows, etc., without your glasses. 2½". \$5; 2, \$9.50. Add 50¢ hdlg. Ferry House, AH9, Briarcliff Manor, NY 10510.



**Dental Floss Stik** makes an easy, sanitary way to clean gums and teeth. It eliminates the use of fingers, provides easy, controlled access to all teeth. Plastic holder is 5¾" long, uses only 4" of floss per application. Comes with 40 yards of waxed floss. Postpaid. 0746-6—Floss Stik ..... \$1.79  
0748-6—Floss Refill ..... 69¢  
Write for New Free Gift Catalog!

**Miles Kimball**

78 Bond St., Oshkosh, Wis. 54901



**CHICKEN POT HOLDER**

We've designed, made and sold thousands of these . . . they're cute, novel and very functional. 6" high x 6¾" long . . . they sit & rock! Bright calico prints: reds, yellows, greens or blues. Red crest—moving eyes on black felt.

\$1.50 ea. 3 for \$4.00

Specify colors when ordering.  
Calif. residents add 6% tax.  
Available by mail only from:

**DELL'S**

Box 191-AH 9 Pico Rivera, CA 90660

**Collector's Buckles...**



**and Belts!**



An artist's hand made re-creation of old Colt or Budweiser buckle in heavy brass-plated metal. And, a top quality 1¼" black or brown leather belt. Belts, buckles are inter-changeable. Buckles, \$5 each, 2 for \$9.50. Belts, \$5 each. Add 75¢ postage & handling. Specify Colt or Budweiser buckle, belt color and size (even sizes, 24 to 42"). Illinois residents add 5% sales tax. Shipped within 24 hours—satisfaction guaranteed or money refunded.

**no nonsense shop**

Dept. 735 333 E. Main St. Roselle, Illinois 60172



**NEEDLEPOINT TREE ORNAMENTS** are easy to make for Christmas. Each kit includes canvas, Paterna Persian wool, needle, design chart, and instructions. Size 3½" to 5" tall.

- Soldier Kit ..... \$2.00
- Lollipop Kit ..... \$2.00
- Candy Cane Kit ..... \$2.00
- Gingerbread Man Kit ..... \$2.00
- Drum Kit ..... \$2.00
- Raggedy Ann Kit ..... \$2.00
- Raggedy Andy Kit ..... \$2.00
- Gingerbread House Kit ..... \$2.00
- Any six kits ..... \$10.95

PLUS 50¢ POSTAGE & HANDLING

Pa. Res. Add 6% Sales Tax. Sorry No COD's

**VICTORIA GIFTS**

12-A Water St., Bryn Mawr, Pa. 19010





### Armchair artist

Visit "The Magnificent World of Art" via this beautiful 16 page full color catalog offering over 200 reproductions of the world's most famous paintings. Offerings all reproduced on textured artist canvas and available in many sizes. Catalog, 50¢. Lambert Studios, Dept. AM13, 910 N. La Cienega Blvd., Los Angeles, CA 90069.



### Open your door

To classic elegance with a dramatic knocker in pewter or brass finish! Of solid cast metal, it's richly antiqued and lacquered. 8". Name engraved on matching polished plate (solid brass or nickel silver). With screws. Brass- or pewter-plated knocker, \$3.98 each. Add 50¢ hdlg. Vernon, A91, 510 S. Fulton Ave., Mt. Vernon, NY 10550.



### The Ming Tree

Dramatic Oriental design is surprisingly easy and quick to embroider in bold straight stitches. Finishes to a large 18x44" size—especially stunning in a contemporary room. Kit: design on 22x49" parchment homespun, embroidery yarns in black and light and dark green, needle, instructions. \$8.95 plus 75¢ hdlg. The Stitchery, AH9, Wellesley Hills, MA 02181.




### Chiming mantel clock

On a modern note, this stunning reproduction of an 18th century mantel clock chimes melodiously on the hour and half hour. Just plug into wall socket. Swinging gold-tone pendulum. Hand-finished polystyrene with wood-grain finish. 12" wide; 20" tall. \$23.95 plus \$2 hdlg. Hans Brinker, Dept. 96, 651 S. Beach Boulevard, La Habra, CA 90631.




### Jigsaw photo puzzle

Going to pieces trying to think of something special for a party or gift? Try a photo jigsaw puzzle—it's a fun-fest putting it together. Great to have one of the guest of honor! Send photo, negative, b&w or color (returned). 8x10". B&W, \$2.98; hand-colored, \$3.98. Cadlyn's, Dept. AHE-9, 2077 New York Ave., Huntington Sta., NY 11746.



### Contact lens case

See your way clear to give your contact lenses the luxury care they deserve. Handsome brass carry-case is engraved with your initials. Comes with inside mirror, two little plastic pockets which safely hold your lenses. Bottle for your lens liquid is included. 2"x2"x1/2" deep. Specify initials. \$5.95. Bruce Bolind, AH-9, Boulder, CO 80302.



### Plant nursemaids

Planning a trip, but worried about your thirsty plants? Now you can set your mind at rest with wonder wicks to feed moisture to plants for up to 8 weeks! Just insert one end of wick into the soil and the other into water. Set of 4, \$1.98 plus 25¢ hdlg. Anthony Enterprises, Dept. AH9, 585 Market St., San Francisco, CA 94105.

continued

### THREE PART HARMONY

- Dickey
- Jacket
- Pants

Pants Suit in 100% Polyester Knit, holding its lead as fashion's favorite fabric. Jacket and pull-on Pants mix in colors that were never prettier. Plaid in Wine/Aqua with solid Wine or Navy/Grey with Navy. Machine-washable, dryable. Sizes 10-18.



**\$34**

plus 90¢ postage  
\$10 dep. on COD  
Satis. Guar.

**Vicki Wayne**

600-A9H-5.  
Country Club Rd.,  
Tucson, Az. 85716

### CURTAIN CHARM



**RUFFLES ON UNBLEACHED OR WHITE MUSLIN**

**Tieback**  
45", 54", 63"  
long  
72", 81", 90"  
long

**8.00 pr.**

**9.50 pr.**

**Tiers**  
24", 30", 36"  
40" long

**6.00 pr.**

2 pairs to window  
as shown 12.00  
**Matching Valance**  
11" x 70"

**2.75**

Write For Free Catalog

Unbleached are 70" wide per pr. White muslin are 74" wide per pr. Charming, long-wearing, these unusually attractive curtains of pure white or off-white muslin retain their crisp appearance with a minimum of care. When ordering, please specify unbleached or white muslin. Please enclose check or money order. Sorry, no COD's. Mass. res. add 3% sales tax. Postage and handling: under \$10 add \$1. for orders \$10 and over add \$1.75. Satisfaction guaranteed.

### COUNTRY CURTAINS

Dept. 90, Stockbridge, Mass. 01262



32-PAGE CATALOG

### HOW TO PAMPER YOUR PET!

"EVERYTHING FOR PAMPERED PETS" shows many delightful ways! This new full color catalog/handbook has 100's of unique, hard-to-find items you and your pets will love. Everything from pet wearing apparel to toys, special treats to fancy collars. Practical training tips and grooming accessories make pets more fun, easier to care for. SPECIAL SECTION JUST FOR CATS! You'll want "THE" catalog every pet lover needs. And, it's only 25¢.

(Famous for Pet Furnishings Since 1928)

Dept. 101, Box 24407,  
New Orleans, LA 70184

EVERYTHING

FOR PAMPERED PETS!



### U.S. STAMPS!

3 GREAT OFFERS

Only 10¢

1. Scarce 1937 Smoky Mountains miniature sheet! 2. 15 American wonders on stamps: Shiprock Mesa, Mt. Hood, Colorado River rapids, more! 3. Ecology postage stamps honoring conservation. Also, exciting foreign stamps to examine free. Buy any or none, return balance, cancel service anytime. All 3 U.S. offers, plus exciting catalog, are yours to keep! Send 10¢! H. E. Harris,

\$10 dep. for COD  
Satis. Guar.

VELVET SOFT CORDUROY \$23 plus 90¢ postage



You'll live in it and love it. Easy-on snap front, action-back, arrow pockets and adjustable belt. In washable Corduroy: Gold, Moss Green, Geranium Pink, Liberty Blue, or Desert Tan. Sizes 10-20, 38-44, 12 1/2-24 1/2.

**Vicki Wayne**

600-A9C-5. Country Club Rd., Tucson, Az. 85716



### VICTORIAN CLOTHES RACK

Cast iron clothes rack is a reproduction from the Victorian era. Features five large swing-away arms with three hooks on each arm. You'll have a place to hang hats, coats, scarves, even umbrellas! For bedroom, kitchen or bathroom. Extends 7 1/2" from the wall; measures 14" wide. \$3.98 plus 75¢ post.

### HOLIDAY GIFTS

Dept. 609-B, Wheat Ridge, Colorado 80033



### SUPERSOFT — LIGHT AS AIR!

"JACKIE" — a joy to wear! Tricot-lined, crushable-as-kidskin uppers, foam-cushioned insoles and crepe soles. Rope-covered, 1 1/2 inch heels. In White, Beige, Navy or Brown. \$12.95. Sizes: 4 through 12; Narrow, Medium or Wide widths. No half sizes over 10. \$1.00 extra per pair for sizes over 10. Add 90¢ postage for each pair ordered. Refund if not delighted. Free catalog. SOFWEAR SHOES, Dept. JA., 1711 Main, Houston, Texas 77002.

pet lovers

### CARPETS RUINED BY PET STAINS?

NO LONGER! Two chemical miracles PERMANENTLY REMOVE pet stains OR odors from carpets safely... for pennies compared to carpet replacement. ORDER: (±1... URINE-OUT... removes even years old oxidized pet stains, ONLY \$5.45). OR: for odors only (±2... KIL-ODR, also ONLY \$5.45). Add \$1.50 for handling. SATISFACTION OR MONEY BACK. CLEANCRAFT, 2822 Santa Monica Blvd., Dept. 101, Santa Monica, CA 90404. CARRIER BY AIR

Easy to grow in soil or water  
Hawaiian "Good Luck"

# ti plant

It grows out of a log - so fast you can almost see it grow! All you do is put the Ti log in water and watch it grow. When it sprouts, put it in a pot. The bigger the pot, the bigger it will grow...from one to six feet tall. You can have the size you want. Grow it in sun or shade - it blossoms! The Hawaiian Ti plant makes an ideal gift. Your choice of red or green leaves. Guaranteed to grow!

ONE FOR \$100 3 FOR \$2.50

Please add twenty-five cents for postage and handling. Send To:

## ROBERTA'S

DEPARTMENT AH-1

P.O. BOX 630, SHELBYVILLE, INDIANA 46176



### Love works

"To love and be loved is the greatest joy on earth" is the happily inspired message rewardingly fun to work in cross stitch embroidery plus the meaningful bird and floral motifs! Kit includes design on cotton, colorful embroidery thread, needle and instructions. 20x16" finished. \$5.95 plus 75¢ hdlg. The Stitchery, AH9, Wellesley Hills, MA 02181.



### Gorgeous turquoise ring

A finger-fashion, sterling treasure is handcrafted by Indian artisans. A generous size, the genuine turquoise is in flattering Rain Drops setting of sterling silver. 1 1/4" oval. Sizes 5-9. Includes half sizes. Matching pendant and clip back earrings. Each \$12 plus 60¢ hdlg. Old Pueblo Traders, 600-A9R-S. Country Club Road, Tucson, AZ 85716.



### Play chord piano

In ten tiny days, you will be able to play the piano even if you've never played before! A new chording system teaches you how to play "pop" tunes with your right hand as your left hand creates the rhythm with full, lush chords. Series of 10 lessons, \$3.95 plus 55¢ hdlg. J.W. Holst, AH94, 1005 East Bay, East Tawas, MI 48730.



### Soft, soft sandal shoe

You'll always be thinking about "Margie" when it comes to picking the foot-fare for sport or dress! Of marshmallow yummy-soft patent with cushioned insoles. Elasticized sling straps. In black, bone, navy, white, red, or brown. Sizes 4-12, N, M, W. \$11.95 plus 90¢ hdlg. Sizes over 10, add \$1. Sofwear Shoes, AH-9, 1711 Main, Houston, TX 77002.



### Birthday? Anniversary?

Then, why not celebrate it by getting or giving a "back then" dated front page copy of the New York Herald Tribune! You pick the date - any day from January 1, 1900 through December 31, 1964. It's great fun to recall or find out the other big news of that special day! \$2. Holiday Gifts, Dept. 609-G, Wheatridge, CO 80033.



### NEW SLEEP COMFORT

Raise the full width of your mattress for more healthful, restful sleep. Slip the NU-SLANT under your mattress at either head or foot of bed. 7 adjustable positions allow you to predetermine the height from 5 to 14". Better than extra pillows. Folds invisibly flat. Customer approved for 12 years. Plywood. Head Elevation comforts diaphragm hernia, acid regurgitation; breathing and heart ailments. Leg Elevation eases varicose and other leg discomforts. Twin Bed Size \$22.98. Double Bed Size \$24.98. We pay postage & ship in 6 hours. NJ residents add 5% tax. Send check to:

Better Sleep Inc. BOX AA

New Providence, New Jersey 07974

MONEY BACK GUARANTEE



### SAVE HUNDREDS OF DOLLARS

Imagine yourself the builder of this attractive ALL PURPOSE BARN 24' X 36' X 18' high with easy to follow plans. Appealing to the eye in suburban, farm, ranch, lake area. Many uses as 3 or 4 car garage, boats, campers, store, lodge. Plans call for concrete floor, ceiling joist, plywood loft flooring, suggested window and door location. Send \$5.00 for plans and material list. Additional plans with above order \$2.00 each.

HAMMOND BARNs, Dept. AH30, Box 584  
New Castle, Indiana 47362



### ELECTRIC SINUS MASK

New appliance applies heat to upper & lower sinuses to help dry up congestion from colds & allergies. 3 settings for dry or moist heat. U.L. approved. You'll never know how \$1098 you lived without it. MONEY BACK IF NOT DELIGHTED Add 95¢ Post.

HARRIET CARTER

Dept. A-30049  
Plymouth Meeting, Pa. 19462

### Do You Have A Fortune In Your Ancestry?

Illustrated 100 page book explains in detail how to trace your ancestry back hundreds of years. You may find an unclaimed estate or treasure. Complete with Family Tree and Lineage Charts. Heraldic terminology. History and Definitions.

Only \$1.00 + .35¢ pp.

SPECIAL OFFER: COAT OF ARMS  
HAND PAINTED REPORT 8" x 10"

Send name & country of origin. Family name researched. Full color hand painted Coat of Arms supplied, with reference source, and four page report. Complete with 100 page book "A Fortune In Your Ancestry And How To Find It".

Only \$3.98 + .35¢ pp.

Send Check or M.O. Satisfaction Guar.

CADLYN'S Dept. AH-9,  
2077 New York Ave., Huntington Sta., N.Y. 11746



### Gorham Silverware Drawer Pads

For women who prefer to keep silverware handy instead of hiding it on a closet shelf! Pad fits in buffet or sideboard drawer and keeps flatware nestled in dividers of soft Pacific Silvercloth. Silvercloth absorbs all the tarnish and folds over at the top, eliminating dust. Standard size, 14 x 12 x 2 1/2" holds 108 pcs. Jumbo size, 17 1/2 x 14 x 2 1/2" holds 120 pcs. (Standard) . . . \$8.98 (Jumbo) . . . \$9.98 Plus .95¢ Postage Each


HOLIDAY GIFTS

Dept. 609-C, Wheat Ridge, Colorado 80033



### ADDRESS LABELS with NICE DESIGNS

Any Initial, American Flag, Pine, C Palm, Roadrunner, Saguro, Rose (A Texas Flag, Maple Tree, Treble Clef, ette). Up to 20 letters per line, 4 line. Printed in black on white or gold gump labels 1 1/2" x 3/4". 500 on white or 250 gold, \$2 ppd. Or on Deluxe Size, 3 long, \$3 with design or \$2 without. Specify Initial or Design desired. Via Mail, add 39¢ per order. Bruce Bolind, Bolind Bldg., Boulder, Colo. 80302. [S 1956, thanks to you!]



### Striped Lawn curtains

Old-fashioned, hanky-soft shirting finds a glorious revival in these lovely curtains that launder like a hanky, too! (A smidge of ironing, if you "must".) White or eggshell. 86" wide a pair. Cost per pair: 45", 54", 63" long, \$9; 72", 81", 90", \$11.25. Valance (11x85"), \$3 each. Add \$1.75 hdlg. Country Curtains, AH9, Stockbridge, MA 01262.



### Pewter "tea kettle"

You simply must find a "spot" for this adorable and delightful "period" lamp! Finished in soft-toned antique pewter, it's perfect as an occasional lamp. 6 3/4" milk glass shade. Takes regular bulb. 6' cord. 11" high. \$21.50. Catalog with order; or, 50¢. Sturbridge Yankee Workshop, AH1, Brimfield Turnpike, Sturbridge, MA 01566.



### Cake decorating kit

Learn cake decorating with this Beginning Kit. All you need to get started to create your own beautiful cakes for special occasions. Includes booklet, lined bags, jars of paste colors, tubes, etc., plus baking tips! From decor-borders to frosting recipes, it's great! \$6.95. Free catalog. Judy's of California, Dept. AH9-34, Box 728, Lompoc, CA 93436.



CHRISTMAS CARDS  
by Miles Kimball of Oshkosh

### Season's greetings

Christmas is just around the calendar corner, so it's an ideal time to order Christmas cards. You'll find new and exciting designs in this beautiful, free 40-page catalog. There are even designs with drawings that represent members of your own family! From merry to meaningful, all are personalized. Miles Kimball, 590 Bond St., Oshkosh, WI 54901.



### Large view in sight

Having a big seeing-struggle with little words or numbers? Page Magnifier makes it easy to see maps, telephone books, etc., at a glance. 7" x 10" sheet is perfect for use at home, in the office, or car. Good idea to order several! \$1.98 plus 25¢ hdlg. each. Anthony Enterprises, Dept. AH9, 585 Market St., San Francisco, CA 94105.



### Hair Catch-It tray

Cutting down expenses by cutting hair at home? Add convenience with a catch-all hair tray that prevents hair clippings from falling on back and also saves floor clean up. Great for home permanents, too! Soft plastic shoulder tray wipes clean easily. Snaps on. \$1.69 plus 35¢ hdlg. Holiday Gifts, Dept. 609-E, Wheatridge, CO 80033.

### Demi-boot, a honey!

This sassy stunner sashays down the boot pike with a sweet hint of a platform sole for now style, lush comfort. Soft, soft, but sturdy in stretchy crinkle polyurethane on nylon fabric. Waterproof! Black, brown, navy, red, honey beige, white. 5-10 M. \$11 plus 90¢ hdlg. Vicki Wayne, 610-A9D-So. Country Club Road, Tucson, AZ 85716.



## personalized tree twinkler

\$1.00 each 4 for \$3.75  
12 for \$9.98

Start a new tradition, a festive family tree-trimming as everyone hangs his own! Lillian Vernon designs in gleaming Gold-plated metal, American-made and unbreakable. Sizes range from 2-3"

AT LEFT: Our newest 1974 designs!  
#1209—Lullaby Baby. Perfect gift for the littlest angel's first Christmas!  
#1203—Gift Tag. Engraved to-and-from, lifelong remembrance of you on the tree!

SHOWN BELOW:  
#1164—Angel-Bell #1330—Drummer  
#1083—Twosome #1080—Angel  
#1079—Santa Sled Ballerina

PRINT names, add 50¢ post. & hdlg.  
N.Y. residents add applicable taxes

## LILLIAN VERNON

Dept. A95, 510 S. Fulton Ave.  
Mt. Vernon, N.Y. 10550



1203

1164



1093



1079



1330



1080



### for thimble collectors!



CLEAR LUCITE HOLDERS by Lillian Vernon — ours alone! American-made, beveled edge, 1/4" thick, antiqued hanger.  
#7565—11 pgs. 27x8" \$5.98  
#7354—5 pgs. (not shown). 3 3/8x2 3/8" \$2.98


### THIMBLES around the world!

#4435—Our own! U.S. made of Gold-plated solid brass, hand enameled red-white. \$1.98  
#7355—Real blue Delft \$1.98  
#7336—Mexican hand-crafted solid Sterling Silver \$3.98  
#7335—Genuine turquoise on handmade Mexican Silver \$4.98  
#9124—Genuine French Limoges, pastel posies, name in 24K Gold. PRINT name. \$5.98  
#7566—Above without name \$4.98  
#7966—Porcelain from Holland with ass't. wildflowers. \$1.98

Add 50¢ for post. & hdlg.  
N.Y. residents add taxes

## LILLIAN VERNON

Dept. A91  
510 S. Fulton Ave., Mt. Vernon, N.Y. 10550



### budget wok

3-pc. set \$4.98

Stretch food dollars with Wok cookery — calorie-low and healthful, too! Hearty one-dish family meals, Oriental party treats — all easy with a Wok! Try it for other cookery, too — it "gentles" foods, sautes with mere drops of oil, fluffs omelets, adds new flavor to old recipes. Heavy 12" steel pan with ring stand for gentle, even heat, aluminum dome lid for slow-simmer.  
#6389—Wok with stand and lid \$4.98  
#6387—Chinese Cookbook. Famed dishes, exotic gourmet treats! 192 pg. \$1.95  
#5496—Special! Wok Set plus book \$5.98  
Add \$1 post. & hdlg. N.Y. res. add taxes

## The Country Gourmet

Dept. A9, 512 S. Fulton Ave.  
Mt. Vernon, N.Y. 10550



### solid brass mist sprayer

\$2.98 With free houseplant guide

Bathes foliage and flowers in the gentlest mist — fabulous for houseplants, great for tender seedlings! And keep one at the ironing board for pressing and touch-ups. Lacquered, 6" high.  
#6414—Each \$2.98, 2 for \$5.75  
Add 50¢ post. & hdlg.  
N.Y. residents add taxes

## LILLIAN VERNON

Dept. A91, 510 S. Fulton Ave.  
Mt. Vernon, N.Y. 10550

continued



20 1½- & 2-STORY HOMES — Mansards, Gambrels, Tudors, Salt Boxes, Georgians, Farmhouse adaptations. Also Contemporaries. 3, 4, 5, 6 bedrooms, libraries, family rooms.

**CHOOSE YOUR HOME DESIGN BY EXACT CATEGORY!** **\$2.25** Blueprints Available At Low Cost  
— Richard B. Pollman, Designer



**185 ONE-STORY HOMES** — Over 2000 Sq. Ft. Contemporary, Traditional, Ranches, L-shapes, Atriums, Mud rooms, Family rooms, Separate dining rooms.



**250 ONE-STORY HOMES** — Under 2000 Sq. Ft. All Styles, shapes, budgets. Family rooms, extra baths. Brick veneer, frame. Flat and sloping roofs.



**180 MULTI-LEVEL HOMES** — Split-Level, Hillside, Bi-Level, Traditional, Contemporaries. Exposed lower levels. Balconies, terraces. All sizes.



**223 VACATION HOMES** — A-Frames, Chalets, Hexagons, Angular Cottages, "Cluster" designs. From 500 to 3000 Sq. Ft. 176 pages. 80 in full color.

SAVE \$3.30 at Complete collection - over 600 Designs 700 Illustrations 12 Pages Only - \$7.95

Canada Mail to Home Planners, Inc. 3 Musakoka Drive Wexford, Ontario

home planners, inc. Dept. BK 16310 GRAND RIVER AVE. DETROIT, MICHIGAN 48227

CHECK CATEGORIES DESIRED

(1) 230 1½ & 2-Story Homes \$2.25  (3) 250 One-Story Homes \$2.25

(2) 185 One-Story Homes \$2.25  (4) 180 Multi-Level Homes \$2.25

(5) 223 Vacation Home Plans \$2.25

SEND ALL 5 CATEGORIES at \$7.95 AHM49MN

NAME (please print) \_\_\_\_\_


ADDRESS \_\_\_\_\_

CITY \_\_\_\_\_ STATE \_\_\_\_\_ ZIP \_\_\_\_\_

HOME PLANNERS, INC. Total Amount Enclosed \$ \_\_\_\_\_

Dept. BK 16310 Grand River Ave. Detroit, Michigan 48227

Mich. residents please add 4% sales tax.



**WIMMING POOL COVERS**

Made of tough durable lightweight Polypropylene!

Easy to handle, new plastic mesh pool covers. Last for years. Supplied with grommets. No trash, leaves, animals out of your pool. All for above and below ground pools. All sizes (not pool sizes) and prices, prepaidd.

6' x 28' \$36.90 22' x 40' \$58.00

6' x 36' 47.80 24' x 44' 69.50

6' x 40' 52.50 24' x 50' 79.50

Add \$3.00 West of Miss. River)

mediate Delivery) (Satisfaction Guaranteed)

**J. A. CISSEL CO., INC.** Dept. M

Bankum-Yellowbrook Rd., Farmingdale, N.J. 07727

**MAKE EXTRA MONEY**

Sell GREETING CARDS & GIFTS

Jewelry • Stationery • Wrappings • Toys

Over 200 Name Imprinted Christmas Cards

Children's Items \$1.25 up

Arctic Air® Refrigerator Defroster \$1.25 up

Stationery Envelopes \$1.25 up

experience needed. Organizations, individuals, shut-ins—all can succeed. Make big money to 100% plus Bonus Plan. Write for samples on 30 day trial and Free Catalog, Sales Guide, Party Plan and more. Free Gift with first order.

ALBUM of Imprinted Christmas Cards Available

**ENKAMP, Dept. 351**

Broadway, New York, N.Y. 10013

Name \_\_\_\_\_

Address \_\_\_\_\_

City, State, Zip Code \_\_\_\_\_

**Elevating recliner**



Seat that RAISES gently... **stands you on your feet**

Here's the comfortable recliner with a seat that STANDS YOU ON YOUR FEET, gently... touch a switch, recline and stop in any position; automatically elevating feet and legs as you relax. We take the struggle out of your getting up, and down. Call or write for Burke's "Try Before You Buy Plan" and a free full color catalogue showing the many Styles... the Swivel Rocker... the elevator chair, and the portable Commodes.

**BURKE'S**

P.O. Box 1064, Dept. AH-74-9

Mission, Kansas 66202 • (913) 722-5658

**BASINMENT TOILET**

Flushes up to existing sewer or septic tank by powerful, self-contained pump operated by normal water pressure. No digging up floors. Clog resistant, easily installed. Make basement into game room, den, apartment with private bath. Increases the value of your home. Financing available. Dealer inquiries invited. Free catalog.

DOSS, Dept. J-27, Box 10947, Houston, Tex. 77018



**Grandfather's sampler**

Or Grandmother's sampler. "If mother says no, ask grandmother." are marvelous to colorfully cross-stitch on stamped oyster linen. Each kit has all you need plus 8½"x15" wood frame in maple or mahogany finish. \$3.75 plus 45¢ hdlg. for each kit. Send your order to Victoria Gifts, 12A Water St., Bryn Mawr, PA 19010.

**Sharp coverup**

Monogrammed knife is handsome as well as useful! Black leather cover is topped with his initials (specify) on solid golden brass plate. Inside is knife, scissors, nail file, screwdriver, and bottle opener—all drop forged steel. Wafer-slim. 2¾" long. \$3.50; 3 for \$9.98. Add 40¢ hdlg. Lillian Vernon, A91, 510 S. Fulton, Mt. Vernon, NY 10550.



**It's an apron!**

"Pam" is the title of this darling apron and what a pretty role she plays! Back-tie neck, a full wrap around, wear with a body stocking as a complete party outfit. One size fits all. Cotton. Colors: patchwork red, blue, or brown. \$14.95 plus 90¢ hdlg. From Softwear Designs, AH-9, 1711 Main, Houston, TX 77002.

**A stretch wig?**

Yes, and permanently set. When you wash it, the setting bounces back! Modacrylic fiber, it feels and looks like human hair. Black, off black, light, medium, or dark brown, light, medium or dark blonde, auburn, mixed black or brown with grey. Specify color, style #S132. \$5.95. Franklin Fashions, AH-94, 103 E. Hawthorne, Valley Stream, NY 11580.



**\$17.95 plus \$2.00 postage**



Route 10, Dept. AH9, Succasunna, N.J. 07878

**CHAIR CANING KITS**

Now anyone can restore his favorite antique and heirloom chairs easily and inexpensively with a Newell Caning Kit, tools, natural cane, and easy-to-follow instructions, all ppd. for only \$4.00; extra cane \$2.00 per chair-lot. (Ill. res. add 5% tax)

Available only from

**THE NEWELL WORKSHOP Dept. AH**

128 Drawer Hinsdale, Ill. 60521

**Indoor Fountains**



Perfect air conditioner humidifier

Automatically changing color display Porcelain fountain statue! Changeable nozzles! Models incl. transport charges \$17.50 up! Send only \$ 2.00 for new color catalogue by airmail.

**Garvens OHG, 3251 Aercon, Dept. 18 West Germany**

1852 50¢ CALIFORNIA "GOLD" PIECES 1882

25 Assorted ..... \$12.00

Seven Different ..... \$ 4.00

75¢ Ea. .50¢ postage per order.

**DLH SALES**

422-A Washington Building

Washington, D.C. 20005

**WE HAVE YOUR SIZE**

2 to 14, AAAA to EEE

SEND FOR FREE COLOR CATALOG of 325 brand new Fall fashions, all stocked in hard-to-get sizes at low prices. Shown: Jill pattern in rich leathers, practical 1 inch heels. Money refunded if not delighted.

Shades of brown leathers

**\$10.88 Regularly \$15.99**

**HILL BROTHERS Dept. 522**

241 Crescent Street, Waltham, Mass. 02154



### Ice cream, ice cream

They'll all scream for it with this Super Scooper to dip and power-out portion after portion. Lets you quickly scoop even the hardest ice cream with ease—a self-defrosting liquid does the trick. Gives uniform attractive scoops. Never loses its power and always works! \$5.95. Holiday Gifts, Dept. 609-D, Wheatridge, CO 80033.



### Pant boot

Any gal worth her fashion foot wants this stunning boot in glove leather! A sporting smash with boot strap, brass ring and stacked heel. Choose brown, black, navy, bone, or white. Sizes 5-10½ M & N, \$20. In gold or silver, \$21. Add 90¢ for hdlg. Send order to Old Pueblo Traders, 600-A9T-S, Country Club Rd., Tucson, AZ 85716.



### Shower caddy

Those luxurious showers become extra enjoyable with this caddy to accommodate your bottles, soap, washcloth and scrub-brush! Simply snaps onto neck of shower nozzle and all your needs are at finger-tip reach! Rustproof chrome-plated metal. 17"x5". \$3.95 plus 45¢ hdlg. West-Berg, Dept. AH9, Box 4749, Colorado Springs, CO 80930.



### Free Christmas catalog

Go on a shopping sleigh ride through the inspiring, gift-filled pages of Miles Kimball's exciting 196-page catalog! With 2000 gift ideas for men, women and children under \$5 to satisfy everyone's pockets and wishes. You'll love ordering from this holiday catalog, sent free from Miles Kimball, 149 Bond Street, Oshkosh, WI 54901.



### Christmas greetings

With love from You! Handwritten (or typed) by you and highlighted with photos of family, etc., if you wish—all reproduced on your choice in a colorful selection of 38 Christmas letterheads, cards, or Frenchfold styles. 100 for \$17.50; if photos used, \$22. Send 10¢ for kit and instructions: Christmas Letters, 2923-E Pearl St., Boulder, CO 80302.



### Needlepoint ornaments

Make 'n keep holiday tree ornaments, or give them as special Christmas gifts! Each kit has 3 designs with screenprinted canvas, wool yarn, needle, felt, cords, instructions. Finished size 4-5". Angel-Holly-Candle Set, \$7.98. Santa-Tree-Heart Set, \$7.98. Both sets, \$13.98. Add 50¢ hdlg. Vernon, A91, 510 S. Fulton Ave., Mt. Vernon, NY 10550. continued

**START A NEW CAREER NOW! WITHOUT OVERHEAD! ANY PLACE! ANY AGE!**

# UPHOLSTERING JUST ONE CHAIR

can pay you or your family—as much or more—than an entire week's pay!!

no need to drop your present job or income!!

### START LEARNING NOW, AT HOME, OR IN THE GARAGE, IN SPARE TIME.

If you can tie a knot and drive a tack, you can learn this business... FAST! Through the proven, M.U.I. Home Training Plan, you start doing the simple upholstering jobs... chairs, cushions, seats, footstools... right away! And even before you finish your training, people will start bringing their work to you! And remember the world is full of furniture that needs fixing & more wears out every day!

### AS YOU LEARN, YOU JUST SLIP INTO THE IMMENSE FLOW OF UPHOLSTERY WORK!

Sofas, lounging chairs, bedroom chairs finished in beautiful fabrics, which M.U.I. shows you how to get at the right price! Built-ins, breakfast nooks, boats, trailers, millions of automobiles. You learn all this and more! When we finish teaching you (in your spare time, in your own home) and when you get our California State Approved diploma, you can be sure you KNOW upholstery... as a real professional. You will then have one of the most fantastic, most reliable, moneymaking skills in America, built into your head and hands (and it's automation proof — you'll never be replaced by a machine!) No one can ever take this skill away from you, because you're the boss of a business you can take with you wherever you go... city, country, farm... anyplace you want to hang out your shingle! Upholstering is needed everywhere!

"WHAT STARTED AS A PART-TIME HOBBY NOW PAYS ME BETTER THAN \$10 AN HOUR."

**WORK THE HOURS YOU LIKE TO WORK — AT HOME OR SHOP**

If you favor a 35 hour work week, upholstery lets you do it and make a fine living. If you're really ambitious, and want to work 60 or 70 hours a week, you are starting to talk about some big, big money! The important thing is that you choose your own working hours... you're the boss! Some students just do a few pieces now and then, just to have an extra income!

**TO GET STARTED, JUST GET THE COUPON IN THE MAIL... TODAY!**  
The information is free... no salesman will call you... send the coupon in today!

**AIRMAIL REACHES M.U.I. IN ONE DAY**

**YOU'LL GET A BIG ILLUSTRATED 32 PAGE BOOK ON UPHOLSTERY** and the upholstery business, and an actual free sample lesson showing how the fabulously successful M.U.I. system is taught. For your future's sake, fill in and mail the coupon NOW!

**MODERN UPHOLSTERY INSTITUTE, Box 899-JAH Orange, Calif. 92669**

**FREE UPHOLSTERY BOOK. SEND TODAY**



**YOU GET SIX BIG FURNITURE KITS FREE**



**MODERN UPHOLSTERY INSTITUTE, Box 899-JAH Orange, Calif. 92669**

Please send the **FREE UPHOLSTERY CAREER BOOK**, the **FREE SAMPLE LESSON**. I am under no obligation whatever and am just sending for the free facts on job and career opportunities in Upholstering and the M.U.I. home training program. No salesman will call.

Name \_\_\_\_\_ Age \_\_\_\_\_  
Address \_\_\_\_\_  
City \_\_\_\_\_  
State \_\_\_\_\_ Zip \_\_\_\_\_

**APPROVED FOR VETERANS**



**Colonial Candle Stand Kit**  
**\$15.95**  
 Add \$2.00 for postage and handling.


Mass. residents add 3% sales tax.

Original in Metropolitan Museum of Art

Now, with Cohasset Colonials, you can assemble your own Early American reproductions. All parts accurately crafted and sanded ready to finish; stain included. This rare maple stand is 25" high, 13" top. Send check or money order.

Send 50¢ for color catalog. Over 50 kits illustrated.

**Cohasset Colonials**  
 BY HAGERTY  
 444 Ship St., Cohasset, Mass. 02025

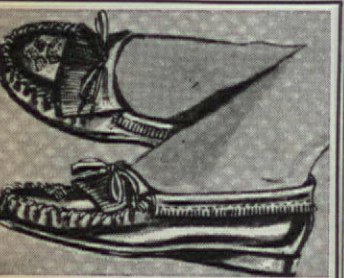


**CANDY MOLDS**

Now You can make professional looking candy mints for the Holiday Season by using these pure rubber candy molds. Make inexpensive candies in minutes with our FREE no-cook recipes included with your order. The mints are perfect for showers, weddings, receptions, parties, or hostess gifts. Give the molds as a unique gift. Order Rose, Star, Bell, Daisy, Leaf, or Santa.

Each mold is \$1.25 ppd  
 3 for \$2.85 ppd 6 for \$5.10 ppd  
 Ca. Res. add Sales Tax  
 Write for FREE Color Catalog.

**Judy's of California**  
 Dept. 394, Box 728 Lompoc, Ca. 93436



**WEDGE MOCCASINS**

Authentic Indian design handcrafted of finest smooth glove leather, with built-in wedge heel. White, Natural, or Black. Full & half sizes. 6-10M, 5-10N .....\$11  
 Higher wedge heel .....\$13

plus 90¢ postage  
 \$5 dep. on COD

**OLD PUEBLO TRADERS**  
 600-A9W-S. Country Club Rd., Tucson, Az. 85716



**PRETTY TOSS-ON BOLERO**

A lovely cardigan of washable orlon acrylic with a hand crocheted look. Light in weight, yet comfortably warm on chilly evenings. Has pretty shell stitch; scalloped ribbed trim; easy shoulder; ¾ sleeve. Your choice of white, black, beige, pink or light blue. Sizes 32 to 46. \$6.98 plus 75¢ postage. **FERRY HOUSE, Dept. H-9, Briarcliff Manor, N.Y. 10510**



**DESIGNED-TO-FIT PANTS**

Hold that figure perfect line in never-sag 100% Polyester Double Knit, with special back seaming. Elasticized waist. Washable. Never-iron. Brown, White, Navy, Beige, Black, Hunter Green, Purple, Burgundy, Yellow, Pink, or Lt. Blue. Sizes 6-20, 36-44.

**\$16**  
 plus 80¢ postage

\$10 dep. for COD  
 Satis. Guar.

**OLD PUEBLO TRADERS**  
 600-A9P-S. Country Club Rd., Tucson, Az. 85716

**ADJUSTABLE T.V. POLES**

Hold your portable T.V. right where you want it without awkward tables or stands. Takes any width, up to 14" deep, 17" high. Black decorator pole has spring tension rod to adjust to 7½ to 8½ ft. ceiling heights. Can be set up in Hi or Low position. Hi position is great for reclining watchers!

Made in U.S.A.  
**\$12.95**  
 plus \$1 postage  
 We ship in 21 hrs. Extension for higher ceiling, add \$2.00  
 Write for FREE catalog

**Holiday Gifts**  
 Dept. 609-A  
 Wheat Ridge, Colo. 80033

**Learn CUSTOM PICTURE FRAMING**

**For Fun Or Profit!** Let Professionals show you the trade secrets of custom portrait and picture framing. It's a fascinating, satisfying craft—yet a framer's skills are worth \$30 to \$10 an hour or more! Start a clean, quiet business you can easily manage from home in part time—we'll show you how, help you every step. Write for complete details—no obligation and no salesman will call.

**FREE FRAMING FACTS**

**CREATIVE FRAMECRAFTERS, Dept. JAH**  
 1205 W. Barkley, Orange, Ca. 92666

**Stitch a strawberry!**

It's sweet 'n easy to make strawberry motif coasters and napkin rings. Needlepoint kit: hand-painted canvas, Persian-type yarn, needle, instructions. 3¾" coasters—finished needlepoint is sealed in clear plastic tops. Kit: 4-coaster, \$5.98; 4-napkin ring \$4.50. Both, \$9.50. Add 50¢ hdlg. **Lillian Vernon, A91, 510 S. Fulton, Mt. Vernon, NY 10550.**



**"Butterfly Palms"**

Tropical palm trees up to 2' tall, direct from the tropics, are lush and exotic for patio and garden in summer, or as house plants in winter. They thrive in sun or shade! Grow to 6' tall. With simple instructions. 3 palms in a pot, \$3 plus 50¢ hdlg. 6 in 2 pots, \$5 plus 75¢. 9 in 3 pots, \$7 plus \$1. **Palm Nursery Sales, Dept. AHE, Box 383, Westport, CT 06880.**



**Rest easy**

Twin-Rest seat cushion gives relief to sensitive areas. Designed to hide its comfort purpose, each half inflates separately for proper support. Use anywhere; deflate for travel. Handsome vinyl. 16x17". Great as a back cushion, too, it conforms for firm support. \$6.95. Green percale zipper cover, \$2.19 extra. **Better Sleep, AH9, New Providence, NJ 07974.**



**24 color wallet photos**

New borderless, silk-textured and smudgeproof photos in color make welcome gifts for friends and family. Send Polaroid color print, photo (5x7" or smaller), negative, or slide. 24 color photos, \$2. For 36 black and white, \$1. Free bonus photo in plastic. Add 45¢ hdlg. **Roxanne Studios, Dept. F-45, Box 1012, Long Island City, NY 11101.**



**Straight from the shoulder**

PiPeer Shoulder Brace corrects posture instantly to give even shoulder support. Arm bands softly padded. Lightweight, it's ventilated-for-comfort 3-ply material. Can't detect under light clothing. State measurement below bust (men, around chest). \$6.95 plus 45¢ hdlg. **Piper Brace, Dept. AH-94SH, 811 Wyandotte, Kansas City, MO 64105.**



**LIFE LONG ID TAG FOR PETS**

Don't worry about your dog or cat getting lost. This identification Tag has all the necessary information for his safe return—pet's name, your name, address and phone number—all embossed FREE. Lifetime polished stainless steel, complete with collar hook.

**\$1.00**  
 ppd. Satisfaction Guaranteed.

**WEST-BERG ENTERPRISES, LTD.**  
 Dept. 309, 2842 E. Serendipity Cr.  
 Colorado Springs, Colorado 80917



**... For Lack of Control**  
**BE SURE WITH "EVER-SAFE"!**

"EVER-SAFE" is Cool, Undetectable Comfortable & Effective. Weighs only 7 oz Novel "fluid barriers" with heat-welded seams enclosing absorbent launderable liners in soft vinyl, prevent escape of any moisture. Clothes, bedding stay dry. Use 2 sets of liners for full nights sleep without change. Moneyback guar. Sizes for all ages adults & children. **ORDER BY WAIST SIZE** Complete with liner, \$6.95; extra liner \$3.95; 50 disposable liners, \$7.95.

**RALCO MFG. CO., Dept. 253**  
 1534 E. Edinger, Santa Ana, Calif. 92707  
 (Sold by Mail Since 1965)





Take a Nostalgic Trip to the Past in  
this Pocket Size Nostalgia Magazine!

# LOOKING BACK

- ★ **PRINTED ON SLICK PAPER**
- ★ **UP TO 80 PAGES PER ISSUE!**
- ★ **PUBLISHED BI-MONTHLY**

Each issue just crammed with delightful nostalgic photos, articles, features, pictures, drawings, ads, letters, comics, etc., etc. [Not found in any other magazine on the market!]



Open the pages of this heartwarming magazine and you'll become absorbed in the world of yesterday! The days of simple pleasures, simple living - a world somehow different from today's times. "Looking Back" takes you back to the lovely years 50, 60, 70 or more ago when America was less sophisticated. When daily living was a different world than today. Printed on fine slick paper, in a handy Digest Size "Looking Back" is different from any other magazine. It's completely wholesome, a precious joy to your household reading. You may find it hard to get at first! Remember, as a gift there is absolutely nothing in the world as entertaining as enjoyable, as appreciated as a gift subscription to "Looking Back". Just \$3.00 per year, 3 or more subscriptions at \$2.50 per year and we'll be happy to send gift cards to the recipient.

## JUST \$3.00 PER YEAR!

Incredible that just \$3.00 or \$.25 per month will bring you this delightful entertaining publication for one full year (6 big issues!). Your money back at once if you are not excited and entertained to the full with the 1st issue you receive. Give gift subscriptions to those you love most! You can never find or give a more appreciated and more heartwarming gift!

**YOUR MONEY  
BACK  
AT ONCE  
IF THE 1ST ISSUE  
YOU RECEIVE  
DOESN'T THRILL  
YOU TO PIECES!**

### HERE'S WHAT WAS IN SOME PRECEDING ISSUES!

- \* "Lady Louise" Sees Europe
- \* Grandad Visits An Indian Village
- \* Underground Railroad
- \* A Chance Meeting . . . .
- \* My First Suit with Long Pants
- \* "Dear Lizzie"
- \* Telephone Operators in the 20's
- \* Hungry Indians . . . .
- \* To The Top Of Mt. Uncanoonac
- \* On The Way To School
- \* Let's Go To Ma Bowley's
- \* Sam the Toro
- \* Hidden Beauty
- \* Curfew Must Not Ring Tonight
- \* Faults
- \* She Felt of the Belt at Her Back
- \* In The Good Old Winter Time
- \* The Porter Brass Band
- \* Good Old Cinema Days
- \* Meditations On A Winter's Morning
- \* Was This The First Car Radio?
- \* A Pail With A Tale
- \* The Passing Of A Friend
- \* My First Valentine
- \* Collecting Bottles
- \* What A Cheated Generation
- \* Your Father Is A Dirty Man
- \* Winter On A Kansas Farm
- \* In Those Days
- \* When I Was A Boy
- \* Winter Underwear
- \* Winter Dreams
- \* Memories Treasures
- \* The Flu
- \* Not Growing Old
- \* Little Things
- \* Think
- \* Rhubarb Ridge by Graham Hunter
- \* Various Text Cartoons By Francis Kauf

**GIFT SUBSCRIPTIONS!**  
Give a gift subscription to the ones you love! 3 or more subscriptions at just \$2.50 each! (We'll send a gift card if you wish!)

**LOOKING BACK BOX 428-BC SEABROOK, N.H. 03874**

- Here's my \$3.00. Put me down for 1 year's subscription. Canada - \$3.50
- 3 years - \$7.50

NAME \_\_\_\_\_

ADDRESS \_\_\_\_\_

CITY \_\_\_\_\_ STATE \_\_\_\_\_ ZIP \_\_\_\_\_

# OPPORTUNITY MART

For ad rates, Classified, 100 F. Ohio, Chicago 60611

## BARGAINS—CATALOGS

★ **INTRODUCING 115 NEW GIFTS.** Novelties. Write: Mohawk, 11 Kendale Ave., Schenectady, N.Y. 12304.

## STAMPS

★ **"AFRICA"** 25 beauties, 15c. Approvals, Gerlitz, Box 28034-AHM, Atlanta, Ga. 30328.

## OF INTEREST TO ALL

★ **LEARN PRACTICAL PSYCHOLOGY!** Sharpen personality—understand people. Child Development. Free Information: National Teaching Assn., 5331 N. Meade, Chicago 60630.

★ **TAPES: CASSETTES, CARTRIDGES, REELS.** Discounts! Catalog \$1.00. Tower, #33998, Washington 20028.

★ **OVERCOME STUTTERING!** Free Details. UDACO, Box 652A, Arstoria, CA 90701.

## OF INTEREST TO WOMEN

★ **MAKE HUGE PROFITS** Renewing Furniture at home! Booklet Free. Upholstery Institute, 1205 W. Barkley, Dept. JAH3, Orange, Calif. 92668.

★ **\$800 MONTHLY POSSIBLE** addressing-stuffing envelopes (longhand-typing) your home. Experience unnecessary. Details, send stamped addressed envelope. American, Excelsior Springs, Mo. 64024.

★ **SAVE MONEY!** Amazing New Booklet "20 Proven Ways to Save 100's of Dollars". Only \$1 (refundable). United, Box 1446-B, Springfield, Missouri 65805.

★ **\$300.00 WEEKLY POSSIBLE**—stuffing envelopes. Start immediately! Details, \$1 (refundable). Royal-H4, Box 36643, Los Angeles 90036.

★ **NEVER WON ANYTHING?** Anyone can win Sweepstakes contests! Free details. Services, Box 644-AHJ, Des Moines, Iowa 50303.

★ **HOMEWORKERS! TO \$125.00 WEEKLY** addressing for firms. Begin immediately! Information—stamped, addressed envelope. PEP, 39-TG9, Brooklyn 11235.

## BUSINESS OPPORTUNITIES

★ **BECOME OUR MAIL ORDER DISTRIBUTOR** with \$150 investment. Free brochure. Audit Controls, 260 Brookside Ave., Fair Lawn, N.J. 07410.

## MONEY MAKING OPPORTUNITIES

★ **AMERICA'S FINEST GREETING CARDS** since 1921! Call on friends, neighbors, and others with beautiful new Christmas and all-occasion cards, toys, household, jewelry items. Free Full Color Catalog. Free kit of 96 sample name imprinted religious, family-type Christmas cards while supply lasts. Saleable samples on approval. Complete wedding line. Big Commissions. Write Mitchell Greetings Co., Dept. AHC-9, 6000 Rinke, Warren, MI 48091.

★ **IMMEDIATE EARNINGS STUFFING ENVELOPES.** Beginner's Kit, \$1.00 (refundable). "Lewcard's," Brea, California 92621.

★ **HOW TO MAKE MONEY ADDRESSING.** Mailing Envelopes. Offer Details 10c. Lindbloom Agency, 3636 Peterson, Chicago 60659.

★ **CASH FROM BOXTOPS, LABELS.** Information 10c. Continental, B11616, Philadelphia, Pa. 19116.

★ **\$200.00 WEEKLY POSSIBLE** Mailing Circulars. Send stamped-addressed envelope. Mearian, 3565 Albatross, San Diego 92103.

★ **PROFITABLE HOMEWORK.** Addressing. Mailing. Details 25 cents, stamped envelope. Schmitt's, Box 254, Gwynedd, Pennsylvania 19436.

★ **STUFF-MAIL ENVELOPES.** \$250.00+ per thousand profit possible!! Offer details: stamped envelope. Kings, B-37K-MAH9, Jamaica 11422.

## SONG POEMS—MUSIC

★ **SONGS, SONGPOEMS** Wanted for Radio Show. Hollywood Music Productions, 6425-AH Hollywood Blvd., Hollywood, CA 90028.

## PERSONAL—MISCELLANEOUS

★ **NEED MONEY**—Debts Too Big? Consolidate Bills. Secret Emergency Loans. Write Interstate, 28 E. Jackson, Suite 1204-AH, Chicago 60604.

## CLASSIFIED'S GUARANTEE

★ **CLASSIFIED, INC.** guarantees refund of any initial money sent in direct response to the above advertisements.

# Dear American Home

More and more, readers have been writing us of their dollar-wise experiences in building and remodeling. Fascinating letters all, they prove that American homeowners today are more inventive and knowledgeable than ever before about getting the quality they want at a price they can afford. Here's a great letter we'd like to share. If you have a similar story to tell, we'd love to hear from you.

Dear Editor:

I've always found American Home to be of immense help, particularly last year when my husband and I were building our new home.

I do, however, have a criticism of the Home Improvement Guide in your May issue. In "Remodel a Kitchen," you say that "the bare minimum for modernization is about \$2,200." Sirs, if this were the case with most middle-income families, I am afraid that no remodeling would ever take place. I realize that your figure is based on contracting or subcontracting a greater part of the job, but in reality, most middle-income families do the job themselves, with very little help from outside sources—and for much less money.

My husband and I have completely installed a big, 12-by-24-foot L-shaped kitchen/den combination, including walls, ceiling, paneling, flooring, solid wood cabinets, sliding glass doors and a range. Using our old refrigerator, dishwasher and sink, and adding in the anticipated costs of kitchen vent, wallpaper, etc., we still did not come anywhere near \$2,200. We did the job ourselves because we wanted quality work and materials, at a price we could live with. Here's a breakdown:

Flooring (Armstrong vinyl)	\$200
Paneling (Georgia Pacific, solid wood)	\$150
Walls, ceiling (Sheetrock)	\$100
Cabinets (Sears, solid wood; 6 base, 6 wall)	\$250
Sliding glass doors (best quality)	\$250
Range (Whirlpool self-clean, from discount store)	\$175
Miscellaneous, yet to come	\$150
<b>TOTAL</b>	<b>\$1,275</b>

My husband is with the telephone company and has had no special training in carpentry other than what every man learns when he owns homes in his lifetime. He's also learned from a brother who was in the building trade. We are ex-New Yorkers who came to Tennessee nine years ago.

We bought this farm 30 miles from Nashville one and a half years ago and contracted to build our new home. We've done and are still doing much of the inside work ourselves.

I think that people tend to get away from the basics, particularly when it comes to remodeling. It would be refreshing to see articles on remodeling jobs done by the average householder, since we do make up the biggest percentage of your reading public, I bet!

(Mrs.) Janice R. Wooding  
Bon Aqua, Tenn.

## FOLK-ART FAN

This year I am taking a course in country painting. My instructor has a portfolio of folk-art patterns (stenciling, country painting, etc.) that were featured in American Home back in the 1930s and 1940s. The members of my class all wish that these patterns could be made available again.

Elinor F. Tremlett  
Morris, N.Y.

We may, indeed, revive them—especially if requests like yours continue. Meanwhile, you'll find an article on an easy "stencil-look" technique in this issue. We hope you enjoy it.

## FOOD FOR THOUGHT

How pleased I was to see American Home taking the lead in listing the nutrition ratings for each recipe you publish. This is a real help for those of us who must watch what we eat—and care about what we eat.

(Mrs.) Joyce Post  
Philadelphia, Penna.

Address all letters to the editors to: Dear American Home, 641 Lexington Ave., New York, N.Y. 10022.

## Order our stencil-look patterns

You can paint stencil-look designs from pages 70-71 on your own furniture for a wonderful, Pennsylvania Dutch effect. Send only \$1.25 for three full-scale patterns and all instructions. Mail check-money order to:

American Home, Dept. 6486  
P.O. Box 1086  
Opa-locka, Florida 33054  
—Please send me patterns #90004.

print name \_\_\_\_\_

address \_\_\_\_\_

city \_\_\_\_\_ state \_\_\_\_\_ zip code \_\_\_\_\_

# DON'T SEND YOUR KIDS TO SCHOOL UNTIL YOU READ THIS BOOK.



It's free. Send for it:  
Nutrition, Pueblo, Colorado 81009.



A Public Service of This Magazine & The Advertising Council  
U.S. Departments of Agriculture and Health, Education, & Welfare,  
Grocery Manufacturers of America




# The "Can't-Miss" picnic.



You can't miss because you've got an Armour Little Rotisserie® Turkey. A plump little 5-to-11 pound bird specially prepared for barbecues and grills. Equally delicious served hot from the rotisserie or served sliced and chilled from the picnic cooler. No worry because every Little Rotisserie Turkey is ready-trussed and bastes itself with real golden creamery butter.

You can't miss because you've got the perfect salad to complement turkey — fresh onion and orange slices (with a little grated rind in the dressing, please) and crisp, delicious Lindsay Ripe Olives. A zesty trio of flavors if you ever tasted one. You can't miss when you serve Lindsay Ripe Olives because they come from the heart of the finest olive-growing country in the land. Lindsay. A nice town. A great olive.





*In order to smoke without being recognized by her husband, Mrs. Luana Smith resorted to wearing a chauffeur's disguise. After riding for 20 minutes, Mr. Smith remembered they didn't have a chauffeur.*



**You've come a long way, baby**

# VIRGINIA SLIMS

*With rich Virginia flavor women like.*



Fashions: Vogue Patterns

Warning: The Surgeon General Has Determined That Cigarette Smoking Is Dangerous to Your Health.

Regular: 16 mg. "tar," 1.1 mg. nicotine—Menthol: 17 mg. "tar," 1.1 mg. nicotine av. per cigarette, FTC Report Ma