

# American Home

## Make This Your Merriest Christmas Ever...

with our 35+ pages of fabulous trims and decorations, quick needlepoint delights, beguiling gingham hand-mades, table settings, play dough ornaments for kids, old-time Christmas cookies, super gift wraps for pennies, great dime-store gifts for under \$20... and a special Christmas story by Catherine Marshall

Our beautiful Christmas quilt—yours to make and cherish



2LBRA 2UNIC 66694 JAK.  
 036 1  
 HALTER C JACKSON LIB.  
 UNIV OF N CAROLINA  
 GREENSBORO NC 27412



Watch for your 1974 "Santa's Preview" Catalog of Christmas toys and gifts.

# True Value.

## HARDWARE STORES



A 14.88

B 32.88

C 27.88

D 38.88

E 28.88

F 24.88

### PROCTOR-SILEX 4-Slice Toaster

A Automatic color selector toasts it as you like it... light to crunchy brown. Space-saving slim design . . . . . 14.88

### Oster 10-speed Pulse-Matic

B Controlled cycle blending on all speeds prepares perfect salad, soup, dessert, entree foods. With cookbook. 32.88

### Norelco Drip Coffeemaker

C Brews 10 cups in 8 minutes and keeps it hot. Automatic filter system means no boiling, no bitter taste. 27.88

### Sunbeam 12-Speed Mixer

D A perfect speed for every job. Lifts off stand for portable use. Push-button beater eject. With 2 glass bowls. 38.88

### GE Deluxe Toast-R-Oven

E King-size capacity to bake, toast or top brown... sandwiches, frozen foods, entire meals. Thermostat-control. 28.88

### PRESTO 17-in. Griddle

F Thermostat control, cooks a whole breakfast at once. Hard no-stick surface takes metal utensils . . . . . 24.88

COLUMBIA SPECIAL PRODUCTS  
A Service of Columbia Records



**MIRRO**  
**Cookware**  
Porcelain outside, white Teflon II inside. Half-dollar thick aluminum cooks foods evenly with minimum fuel use. Complete 10-piece set. **29.95**



**WESTCLOX Give Time**  
Digital Drowse Alarm repeats your wake-up every 8 min. Low-profile case, 7 1/2" wide . . . . . 14.88  
Wainscot luminous drowse alarm, 4 1/2" woodgrain cube . . . . . 7.99



**Taylor Fine Gifts**  
In & Outdoor Thermometer . . 6.95  
Montclair, thermometer, barometer, humidity guide . . . . . 19.95  
New digital desk thermometer displays 66°-86° readings . . . 7.88



**Corelle** By Corning  
LIVINGWARE  
Low-cost, everyday dishes with the look, ring and feel of fine china. Guaranteed 2 years. 20-pc. service for 4, choice of 4 graceful patterns. Check our prices.

COTTER & COMPANY, Warehouse Distributors, 100% Member-Owned; Chicago; Cleveland; Philadelphia; Los Angeles; Portland, Ore.; Manchester, N.H., Prices may vary and are subject to change without notice. Space may prevent some participating True Value Stores from stocking all items. Most famous name



# SANTA'S PREVIEW

There are 4700 True Value Hardware Stores in 50 states. Look under "Hardware" in the classified Yellow Pages phone directory.



## NESCO 6 Qt. Pot Luck®

2 slow-cook settings plus 200-500° regular heat. Oval shape takes 12 lb. roast or fowl. Cookwell removes. **39.94**

## SCHICK Gives Fresh Air

Automatically dispenses a measured amount of fine mist which eliminates household odors and freshens air. **14.88**

## Imperial La Coutellerie

5-pc. gourmet cutlery with wall rack. Stainless alloy steel blades stay keen. Dishwasher-safe. Special! . . . . . **9.99**

## FARBERWARE Specials

5-qt. "Pot-Pourri" cooker and 12-cup percolator. All stainless steel, automatic. Reg. 39.99 ea. Your Choice. **29.99**

## TRU-TEST Kitchen Combo

Automatic can opener and knife sharpener with built-in 60-minute kitchen timer. Great 3-in-1 gift, only . . . . . **15.88**

## TOASTMASTER Toast for 4

Dual thermostat controls. Toasts 2 light and 2 dark at once, perfect for pop-up" frozen foods, too . . . . . **31.88**

## Happy Holidays

10 Christmas selections in limited edition LP stereo, by leading recording artists. Vol. X, 33 1/3 rpm, 4.98 value, only . . . . . **1.00**



G 39.94



H 14.88



I 9.99



K 15.88



L 31.88



J 29.99 Each



Royal China

## Fine Ironstone

Pretty everyday or at a party, safe in oven and dishwasher. 45 pcs. include eight 5-pc. place settings plus 5 serving pieces. **29.95**



## MUNSEY Bake'r Broil

Continuous self-cleaning action as you bake, broil or brown foods. Variable thermostat gives perfect heat control. Space-saving 18 3/4" wide. **29.88**



## Stainless Steel

9-pc. cookware, even-heating copper bottoms, 1 1/2, 2 and 3-qt. covered pans, 10" skillet and 6-qt. dutch oven share same lid. **39.95**



## Odors Away

Just 1 drop eliminates odors 24 hours in any room, no sweet cover-up. 1/2-oz., 240-drop bottle . . . **1.79** Aerosol Odors Away gives you 840 premeasured sprays . . . **2.95**





**Warning: The Surgeon General Has Determined  
That Cigarette Smoking Is Dangerous to Your Health.**

Kings: 16 mg. "tar," 1.0 mg. nicotine; 100's: 18 mg. "tar,"  
1.2 mg. nicotine av. per cigarette, FTC Report Mar. '74.



The music box:  
one-of-a-kind,  
completely hand-made from poplar wood.

The impasto-painted horses  
dance up and down as it rotates.

The cigarette:  
a one-of-a-kind blend  
of 24 premium tobaccos gathered  
from 3 continents,  
4 countries and 10 states.

**Micronite filter.**  
**Mild, smooth taste.**  
**America's quality cigarette.**  
**Kent.**



King Size or  
Deluxe 100's.





## Do You Know the Secret of Looking Younger?

You may think you do. You watch your diet. You try to get enough sleep. You've even started an exercise program and wouldn't dream of going to bed until you've done your fifteen minutes of calisthenics. Good for you. Yet all these efforts to keep you looking on your young side can be inadequate if you don't take proper care of your complexion.

Why wait another moment to join the knowledgeable, younger-looking women from many parts of the world who share the secret benefits of a



unique beauty fluid. From Paris to Australia, these women enjoy the rewards of a skin-loving lotion that helps them to look their youngest by soothing away the dryness that

makes aging little lines and wrinkles too noticeable. The remarkable fluid is found in drugstores in the United States, where it is known as Oil of Olay beauty lotion.

Beauty connoisseurs discovered Oil of Olay and its myriad benefits. Notice for yourself the way your skin virtually drinks in Oil of Olay as you gently smooth it on. You will be astonished at how quickly and completely Oil of Olay penetrates. And it never leaves a greasy feeling on your skin. Within days there will be a clearly discernible difference

in your looks, as your skin begins to grow softer, smoother and more supple.

Devotees of Oil of Olay include the complexion-cherishing fluid as part of their twice-a-day beauty ritual. In the morning, as a marvelous makeup base that lets cosmetics stay fresh for hours. Again just before bedtime, so that the wealth of pure moisture, with tropical oils and other emollients, can provide a moist climate for the skin during quiet nocturnal hours.

Oil of Olay is compatible with the skin. Working along with nature, it helps maintain the delicate oil-moisture balance of your skin, vital if you are to look as young as you possibly can. Oil of Olay also establishes a barrier to help retain your skin's own moisture, an added beauty benefit as the years flit past.

Your friends and family will never know how you achieved the change in your appearance unless you choose to tell. At first you may want to guard your precious knowledge. But eventually Oil of Olay will probably be a secret you'll want to share.

### Beauty Secrets

*If you wear makeup only when you go out, don't let your face go untended at home. Let Oil of Olay be a constant part of your morning and bedtime grooming.*

\* \* \*

*Artificial "weather" (like steam heat), can be hard on your skin. Minimize the effects by extra applications of Oil of Olay® to your face and throat.*

## American Home

December 1974 Vol. 79 No. 12

Editor-in-Chief  
**John Mack Carter**

Managing Editor  
**Betty Klarnet**  
Art Director  
**Joseph Taveroni**  
Graphics Consultant  
**Peter Palazzo**  
Copy Editor  
**Mervyn Kaufman**

Interior Design  
**Helene Brown**  
Food  
**Frances M. Crawford**  
Building and Remodeling  
**Jane Randolph Cary**  
Crafts  
**Ann B. Bradley**  
Market Place  
**Lynn Headley**  
Production Coordinator  
**Ferdinand D'Esposito**  
Production Editor  
**Dorothy B. Humanitzki**  
Reader Reaction Bureau  
**Mary Powers**

### Associates

Art • **Deborah Quincy Egginton**  
**Arlene Hayden**  
Chef • **Jacques Jaffry**  
Copy • **Eileen Denver**  
Decorating • **Christine B. Roth**  
**Jane L. Lawrence**  
Food • **Lucy Wing**  
Reader Service • **Lietta Dwork**

### Assistants

**Margaret Beall**  
**Lynn Bousquet**  
**James Good**  
**Gloria M. Negron**  
**Patricia A. Pilc**  
**Pamela Riddle**  
**Siew-Thye Stinson**  
**Colleen E. Wallsh**

### Contributors

Woman Driver • **Denise McCluggage**  
Gardening • **Lawrence V. Power**  
American Treasury • **Rosemary L. Klein**  
Antiques • **Marvin D. Schwartz**  
Special Projects • **Evan Frances, A.I.D.**  
West Coast • **Muriel Davidson**

### Publisher

**Warren R. Erhardt**  
Advertising Director  
**Eugene A. Bay, Jr.**

# AHP

American Home Publishing Co., Inc.

(C) 1974 American Home Publishing Co., Inc., 641 Lexington Avenue, New York, N.Y. 10022. All rights reserved. Title reg. U.S. Patent Office. Published monthly. Second-class postage paid at New York, N.Y., and at additional mailing offices. Authorized as second-class mail by the Post Office Department, Ottawa, Canada, and for payment of postage in cash. All mail concerning subscriptions should be addressed to American Home, P.O. Box 4568, Des Moines, Iowa 50306; Subscription Price: U.S. and Possessions: One year \$3.97; Canada, \$4.97; all other countries, \$5.97. Editorial and advertising offices, American Home, 641 Lexington Avenue, New York, N.Y. 10022.  
Advertising and Sales: James B. Powers, Eastern Sales Manager; Joseph L. Bayard, Western Sales Manager; Robert Weber, West Coast Sales Manager, San Francisco; Southern Territory: Cole, Monger & Waterhouse, Inc., Atlanta, Ga.; M. J. Block, Jr., Circulation Director; Elizabeth Higgins, Manager Special Services; Stephen E. Silver, Marketing Director.  
Manuscripts must be accompanied by self-addressed envelopes and return postage. Publisher assumes no responsibility for return of unsolicited manuscripts or art.  
CHANGE OF ADDRESS: If you plan to move notify American Home, P.O. Box 4568, Des Moines, Iowa 50306, at least 8 weeks in advance. Send new and old address from a recent copy. See coupon elsewhere in this issue. Postmaster: Send form 3579 to same address. Other subscription correspondence to: P.O. Box 4571, Des Moines, Iowa 50306.





**Sears presents the no-sag, no-sag drapery rod.  
Made beautifully for your beautiful draperies.**

The look is elegant. From traditional to mellow Mediterranean. And what you're seeing is just part of Sears exclusive traverse rod collection.

But what you can't see here is the craftsmanship. Tension-pulls engineered to keep nylon cords taut and prevent tangling. Moving parts that are self-lubricated for silent and smooth-drawing draperies. And

extra-durable construction, so even heavy, heavy draperies draw smoothly—without sagging.

Sears trouble-free drapery rods. No snag, no sag—and nowhere else but at Sears. At your nearest large Sears, Roebuck and Co. store, or by catalog. At a price that will be sure to delight you.

Only at

**Sears**





# Bargain of the month

**QUAKER Deluxe  
5-pc. Tray Set**



Reg. 25.00 value  
now only  
**9.99**

Handsome Quaker trays are yours for the giving! Gift-giving, party-giving, giving extra table space whenever you need it. And it takes so little to own them now at this low bargain price! Four walnut-grained trays in elegant Spanish tile design, on brass-finished folding frames of sturdy tubular metal. They all stack neatly out of the way on a roll-around storage rack. An outstanding value!

Get this "Bargain of the Month" now while supplies last at your participating True Value Hardware Store.



There are over 4500 True Value Hardware Stores in 50 states. For one near you look under "Hardware" in the classified phone directory.



## In This Issue

### INTERIOR DESIGN AND DECORATING

**8** Quick Stitchery  
in Festive Felt



**46** Create a Party Setting  
in the Holiday Spirit



**50** Fabulous Originals  
for Your Christmas  
Decorating  
**58** Step into the  
Warmth of Christmas

### CRAFTS



**10** Our Beautiful  
Christmas Quilt  
**30** "Our Gingham  
Christmas"  
**43** Here's a Merry Mix  
of Joys to Make



**56** 7 Glittering Egg  
Treasures You Can Make  
and Give

### FOOD

**24** Our Food Editor  
Reports  
**33** Rediscover the "Joy  
of Cooking"  
**61** Cooking Lesson  
No. 73: Crepes Suzette



**62** Cookies for Christmas  
**64** Take a Little Citrus  
**66** The ABC's of  
Decorating Cookies

### SPECIAL SECTION



**75** How-tos to Make  
Your Christmas Merry

### FEATURES

**12** 18 Great Gifts  
Under \$20  
**16** Westlife  
**18** What's New  
**19** From Reader Letters  
Grand Stories Grow  
**20** Pets: A Christmas Pup  
Needs Special Handling  
**22** Ask Us About  
Your Antiques  
**27** Today's Best Buys  
in Antique Toys  
**34** 15 High-Style Gift  
Wraps for Pennies  
**37** Tool Library: Heaven  
for Do-It-Yourselfers



**45** Revive the Magic  
of Christmas  
**92** Shopping  
Information

### HOME PROJECTS

**28** Footstool &  
Cross-Stitch Motto Kits  
**82** Wise and Witty  
Creatures

### SHOP BY MAIL

**83** American Home  
Market Place



Cover photograph by  
Ben Swedowsky



# Planters Planting Season



## Plant some Planters in a bowl of raisins.

Combine one 8 oz. jar Planters® Dry Roasted Peanuts with 1 cup dark seedless raisins. Mix well.



## Plant some Planters in a cream cheesed celery stick.

Blend together one 3 oz. package cream cheese, 1 tablespoon chopped parsley, and ½ teaspoon grated onion. Use to fill 5 celery stalks. Sprinkle with chopped Planters Cocktail Peanuts.




## Plant some Planters in some Cheddar cheese.

Crumble 4 oz. blue cheese, and mix well with 4 oz. finely grated Cheddar cheese, 3 oz. cream cheese, 2 tablespoons chopped parsley, and ½ teaspoon grated onion. Shape into a ball, wrap, and refrigerate until firm. Reshape ball and roll in chopped Planters Dry Roasted Peanuts.

## Plant some Planters on your favorite cake.

Right after frosting a cake liberally sprinkle Planters Cocktail Peanuts over the top of the cake.



Anytime and everytime you want a nutritious mouth-watering snack  
**Plant some Planters.**

Another fine product of *Standard Brands*





# Quick stitchery in festive felt

Christmas is only a few weeks away, but you still have plenty of time to sew up these inexpensive felt delights from Simplicity. For just \$1 you get easy-to-follow patterns for eight merry ornaments, a demure tree-top angel and lavish tree skirt. The colorful ornaments are per-

fect for hanging on a tree or a wreath, or for embellishing a gift package. You embroider angel and ornaments front and back with metallic thread or buttonhole twist, stuff with polyester fill, slip-stitch closed. Look for these patterns at Simplicity counters. —Eileen Denver



*Sew a treetop angel, stars, snowflakes,*

*birds, Santas, pears, balls, bells, stockings.*



*Circular tree skirt, 43 inches in diameter, uses 1 1/4 yards of 72-*

*inch felt, is decorated with felt appliqués and metallic trim.*





Would You Believe . . . ? I Fell in Love With a Micropaedia.

Sound crazy? Maybe it is.

But a short time ago I had an opportunity to get a sneak preview of Britannica's brand-new encyclopaedia and, believe me, it's nothing like the old one that my family cherished for years. In fact, this one is in three parts, and—hold your hat—the part I like most is called the Micropaedia!

Seriously, if you or your children need to have at your fingertips a way to find out about anything at all, this part of THE NEW ENCYCLOPAEDIA BRITANNICA may get to you, too.

But, that's just the beginning.

There are two more parts to this new encyclopaedia, and when you put them all together, there's no better family encyclopaedia around.

*Lucille Ball*  
Lucille Ball

MAIL POSTAGE-FREE CARD FOR FREE PREVIEW BOOKLET

# THE *new* ENCYCLOPAEDIA BRITANNICA

**Revolutionary!  
Easier to Read!  
Easier to Use!**

Now, Encyclopaedia Britannica . . . the world's most authoritative reference work . . . has been totally redesigned to bring you and your family a far more readable and informative encyclopaedia than ever before available.

This startling, all-new encyclopaedia outmodes every other encyclopaedia ever published. In a dramatic, 3-part arrangement that makes finding and knowing easier than ever, it provides immense help in personal growth and in homework assignments and, as never before, is a great help to students and adults in everyday learning.

**More useful . . . in more ways . . . to more people.** The extraordinary usefulness of the NEW BRITANNICA is founded on a simple objective . . . to serve the three basic requirements of a meaningful, family encyclopaedia. So, THE NEW BRITANNICA is arranged for three distinct purposes into three distinct parts.

**1. TO GET AT THE FACTS QUICKLY AND EASILY.** This need is served by the 10-volume Ready Reference and Index (Micropaedia), containing 102,000 short articles, each less than 750 words, and written in a style that makes them quickly and easily readable.

**2. TO DISCOVER THE MEANING OF THE FACTS.** This need is served by the 19 Knowledge in Depth volumes (Macropaedia), containing 4,200 authoritative articles on major subjects, providing the reader with knowledge in depth and with the understanding, insight, and wisdom that is available in every field of learning.

**3. TO EXPLORE ENTIRE FIELDS OF KNOWLEDGE.** This need is served by



**THE *new*  
ENCYCLOPAEDIA BRITANNICA**

This extraordinary all-new encyclopaedia—easier to read . . . easier to understand—can now be obtained in an easy, convenient way direct-from-the-publisher.

the one-volume Outline and Guide (Propaedia), which is a readable outline of the whole of human knowledge.

**THE NEW BRITANNICA Provides Thousands of Subjects of Practical Value.** Special articles on interior design, medicine, science, mathematics, religion, politics, health, sports, child care and much more . . . useful information that can make everyone in your family better informed.

**THE NEW BRITANNICA is Abundantly Alive With Colorful Illustrations.** Over 24,000 magnificent maps and illustrations—thousands in vivid color. And the illustrations are an integral part of an approach which brings life

**FREE!**  
Mail card now for special new **PREVIEW BOOKLET** and complete details on this remarkable offer.

and greater meaning to the facts. **Immense Value in Homework—Never Before As Useful to students!** For students, THE NEW BRITANNICA is indispensable. It is the finest, most complete reference in the world. It helps develop the active, alert minds that bring success in school and later life. May we mail you, free and without obligation, our new Preview Booklet which pictures and describes THE NEW ENCYCLOPAEDIA BRITANNICA in detail. We'll also give you complete information on this exciting offer. For details on this complete program, just mail the attached postage-free card today.

If card is detached, write to Encyclopaedia Britannica, Dept. 300-F, 425 No. Michigan Ave. Chicago, Ill. 60611

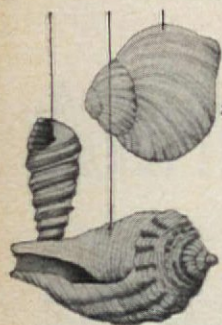
**LET US MAIL YOU THIS NEW BRITANNICA PREVIEW BOOKLET FREE!**



# WESTLIFE

The season's tidings and tips from southern California

By Muriel Davidson



**Christmas in the California sun** has one distinct advantage: The urge to beat the cold by ducking into the nearest department store is absent. As a result, we do less impulse buying and turn our gift-giving ideas to

making thoughtfully creative things. For example, on a recent trip I was poking in a most unusual shop called Cardiff Sea Shells, located in a tiny coastal community, Cardiff-By-The-Sea, near San Diego. Most people put shells on tables or in baskets and just look at them. I bought some, intending to do the same. Then I decided to put my shells to work. I turned them

into Christmas gifts—beautiful wind-chime mobiles—with the aid of driftwood, dental floss, lacquer, small red beads, a tapestry needle, my husband and his power tools.

I used Assinina abalone shells, which sold for 35 cents each and have natural holes in them. They are about 2 inches long and an inch wide, with a lovely tortoise shell-like color. First, I lacquered them. Then I strung floss through the holes with the needle. I knotted the shells about 2 inches apart. Next, Bill drilled tiny holes in the driftwood. As I drew the floss through these holes, I fastened beads to the top ends to hold the strings of shells in place. To hang, I screwed a simple cup hook to the driftwood. Outdoors, my creation is a wind-chime that sounds like distant castanets. Indoors, it's an elegant, distinctive mobile.



**Candle-torches are a novel and decorative way** to use your fireplace at Christmas-time without chopping down a tree or paying outrageous prices for a quarter-cord of wood. A candle-torch has its wick wrapped around the *outside* of the wax, the full length of the candle.

Attached to its base is a long stick that can be pushed into the ground, so that when lit, the candle-torch can illuminate outdoor evening parties (in warm climates). It will burn steadily more than three hours, sending up an 8-inch flame.

As I watched several of these candles burning one evening, I wondered aloud if they could be used indoors. No, I was told; the huge flame would blacken the ceiling. But I figured I could put them in my fireplace, and the draft would cope with the smoke as well as the flame. All I had to do was devise a way to get them to stand up by themselves.

Solution: I got a clay flowerpot. Then, from my gracious cat, I borrowed some of the litter he uses, filled the flowerpot, broke off part of the candle-torch's stick, stuck the candle in the pot and lit it in the fireplace. When we wassail this Christmas, three of these beauties, at \$1.50 each, will enhance our hearth. The only thing I wouldn't advise is using them to burn discarded Christmas wrap.

**Drapery rings have a holiday purpose.**

I mean the wooden kind, about 2 inches in diameter, you can find in hardware stores for about 30 cents each. They make terrific mini picture frames, which make thoughtful Christmas gifts.

For a sentimental aunt, get out that dust-covered photo album no one looks at anymore. Cut out some of the faces she loves, grab the glue pot, some cardboard and some felt. Start making what is bound to be her everlastingly favorite Yuletide gift. Cut a piece of cardboard the exact outside



circumference of the ring, and glue one of the faces to the cardboard. When it's dry, glue the cardboard to one side of the ring. To finish the back, cut out a circle of felt and glue it on. You can affix six or eight of these framed miniatures to wide velvet ribbon, and they'll hang like a mini-gallery. Or buy tiny gilt easels for each. For a favorite child, paint the rings a cheery bright enamel. Then cut out and glue on cartoon faces from the Sunday comics. Finish as before. Shellac each "portrait" to protect its surface.



**I'm just completing a present for me.** I'm needlepointing a big cushion cover for the seat of an old bench that now sits bare in our foyer. And I'm using my own foyer wallpaper for my pattern. Here's how: I bought the canvas, which was cut the right size. Then I bought the yarn, an indelible pencil and went into business for myself.

I had some scraps of the wallpaper, so I cut out the leafy patterns I wanted to use and stuck them on a window with transparent tape. Then with masking tape I stuck the canvas to the window, over the wallpaper cutouts, after which I traced the designs with an indelible pencil. The latter is a must, by the way. If you use an ordinary ball-point pen, the steam might make the ink "bleed" onto your yarn when you block your finished work.

Try this technique if you know someone very special to whom you'd like to give an original "instant heirloom." Of course, you can't go around

tearing away pieces of your friend's wallpaper. But you *can* produce a portrait-in-stitchery of, say, their pet dog or cat just by looking through magazines. When you find the right breed, cut it out, do the window routine and start stitching. You can easily color-code your work by marking on the canvas "W" for white, "DB" for dark brown, and so on. If you know you can't finish your gift by Christmas, just work a border, wrap and deliver it, then take it back to complete—say, by Valentine's Day. And who knows? You might get away giving the same gift twice—for the price of one.





MODEL 6712

# Magnavox stereo. When it's not playing beautiful music, it's still saying beautiful things about you.

Whichever magnificent Magnavox stereo you select, it will speak eloquently of your good taste. Even when it's silent. For Magnavox design artistry is always clear and distinct.

This richly grained Campaign Chest, with its hand-rubbed finish, is typical. No mistaking its burnished metal accents.

Or its rich, full sound. Authentic Magnavox sound, from a solid-state

stereo FM/AM tuner-amplifier, automatic record changer, 4-channel decoder, 8-track player and six speakers in an air-suspension system.

Advanced electronics, in a cabinet of timeless elegance.

Just what you'd expect from Magnavox, the people who make Mediterranean-styled drumtables, Venetian breakfronts, Spanish consoles and lots more.

In fact, more stereo console styles and finishes to fit your lifestyle than anyone else in the world.

No wonder a leading consumer testing magazine recently rated a Magnavox stereo console "A, Recommended."

Magnavox stereo. You can't find a more beautiful way to express yourself. See and hear for yourself at your nearest Magnavox dealer.

## What a difference living with a Magnavox.





To receive a copy in the mail of our current issue, Fall/Winter '74 send \$1.50 to:

AMERICAN HOME CRAFTS  
P. O. Box 5036  
Des Moines, Iowa 50306

PLEASE PRINT NAME

ADDRESS

CITY STATE ZIP

**The Fall/Winter issue of AMERICAN HOME CRAFTS is now on sale!**

**Ask for it at your local news dealer, and at leading department, specialty, variety and discount stores including:**

**R. H. Macy's  
J. C. Penney's  
W. T. Grant Co.**

**Lee Wards  
Joslin Stores  
Gayfers Stores  
Bacon Stores**

**Or, fill out coupon above.**



## What's new



### Power extenders

Eveready's "Heavy-Duty" batteries cost 50 percent more than flashlight batteries, yet last up to three times longer—in toys and small appliances. They come in all standard sizes.



### Cordless tool system

One handle, with built-in, rechargeable-battery power pack, fits any of six different electric tools and supplies power for each in Black & Decker's MOD 4 line of power tools. You can recharge battery pack (about \$12) in 16 hours, or keep it fully charged by plugging into electric socket when it is not being used. Available cordless-tool attachments include: grass shear, \$10; shrub trimmer, \$15; 3/4-inch drill (shown), \$15; lantern, \$7; quart-size sprayer, \$10; gallon-size sprayer, \$17



### Kid's car safety vest

"Little Rider" holds a child securely when attached to existing seat or shoulder belt. It enables the youngster to sit or lie down comfortably and, with special tether strap, can also be used for strolling. In two sizes, from Sears, Roebuck. Price: \$10.



### Cozy fireplace cooking

"Swinging Fire-Grill" equips a fireplace for open-flame cooking. Unit swings out for serving. From Up Front Promoters, 330 High St., Eugene, Ore. 97401. Price: \$32.95.



### Grain grinder

Designed to fit two currently available KitchenAid food mixers, grain mill attachment lets natural-food buffs grind their own flour from whole-grain rye, wheat, corn or rice. Adjusts from coarse to fine. Price: about \$45. —Bernard Gladstone



# From reader letters grand stories grow


In the past few months, your wonderful letters to us have resulted in five major features, with more planned. You've written about building your own homes, adding rooms and working on crafts projects. We enjoy hearing from you, and love turning your letters into exciting stories. Keep it up, won't you?

last spring, J. Jack Mullen, an architect from Chatham, Mass., wrote to us how he beat the high cost of house-building, suggesting that other



readers might be interested in how he did it. We were intrigued, and the result was August's "How \$15,000 Built a 7-Room House." We featured Mr. Mullen's superbly detailed Cape Cod/hutch (above), plus his cost-cutting tips, price chart and a house-plans coupon. Many readers have already ordered the plans, making Mr. Mullen—and we—feel pleased and proud.

A letter from Mrs. Carole Lockett, then of Maryville, Tenn., detailed how she and her husband built their own home. With our encouragement, Mrs. Lockett wrote the July story, "My Husband and I Built an 11-Room



House in 10 Months," and showed just how much a woman can contribute toward building a home.

The incredible tale of how Scott Briggs, an ex-pilot from Hobbles Creek Canyon, Utah, built a magnificent A-frame (center, left) by himself came



in a letter from his wife, Betty. Result: November's "How One Man Built this Spectacular Home."

A marvelous craft story, "Painting with Calico" (October) began when Mrs. Norma Gatje Smith of St. Joseph, Mich., sent us photos of her collages (one is above). This month's appealing "Our Gingham Christmas" (page 30) started with a note from Mrs. Nancy Judd, of Rochester, Minn.

Coming: a Connecticut couple who built their own barn! If you have a tale to tell, drop us a line.—The Editors



## "Six big reasons I'm sold on Westinghouse and Clorox!"

*Lucille Davidson*

The new Westinghouse washer and Clorox® liquid bleach make an unbeatable washday team. The washer's bleach dispenser releases Clorox into the wash at just the right time. And Clorox gets out the stains, dirt and germs your detergent alone can't.

### Clorox—it's automatic with Westinghouse.

Westinghouse combines heavy-duty construction with all the latest features: exclusive hand-wash agitator, knit fabrics setting, water-saver control, lint filter, bleach dispenser, extra 18-lb. capacity, five water temperature selections, and complete soak, wash and rinse cycles.

Clorox has agreed to supply Westinghouse with a Stain-Removal Guide, to be packed in each washer; and to feature Westinghouse appliances in Clorox advertising.



# A Christmas pup needs special handling



Walter Chandoha

A puppy makes a perfect Christmas gift. And this year, about 2 million purebred pups—representing better than 30 percent of all 1974 canine sales—will show up, beribboned and bewildered, under our living room Christmas trees.

But things won't be easy: Even if the pup is the right age (eight to 10 weeks), he's only just starting to function on his senses and his still-developing instincts. He's confused by the giants and the strange noises and scents around him.

On any day of the year, acclimating himself can be a scary business for a pup; but amidst the hubbub of Christmas, it can really knock him on his ear. During his first few days, the newcomer needs human companionship, but that doesn't mean crowds of visiting friends and relatives. The members of his permanent family are quite enough for him; he needs time to settle in and become familiar with these important giants. The more excitement around the house, the longer it will take the pup to adjust.

Ideally, if the kids (and you) can stand it, that pup under the tree should be a toy one with an attached card explaining that the real McCoy will be along in a few days, after the household has settled down to normal. Your children will understand that the delay is in the pup's best interests. And the breeder shouldn't mind if you ask him to hold your puppy for those extra few days.

Often, of course, there are impelling reasons for wanting the pup him-

self there on the big day—as when your youngsters have been waiting many breathless months for the promised pet, and have fulfilled their part of the contract by faithfully performing their daily chores. If that's the case with your family, then you should take some steps to soothe the pup's way into your holiday home.

**First, try to understand his basic needs**, which amount pretty much to those of a three-month-old infant. The pup sleeps or naps just as much as a baby does, eats as often and answers nature's calls with the same frequency and casualness. The big difference is in canine mobility, and because of it the pup requires about 50 percent more supervision than a baby. Keep in mind that he considers everything—lamp cords, pins, toys, chess pieces, chemical sets—to be edible. For his own safety, watch him carefully whenever you allow him the freedom of the house. Soft gift wrappings and small cardboard boxes make safe Christmas toys for him.

**The fewer visitors, the better.** It's natural for your kids to want to show off their new pet, but too much handling and excitement isn't good for

## How to help your furry, foolish newcomer adjust to the holiday hubbub.

him, as he tires easily. And when canine-owning friends come to visit, ask them to leave their dogs home: An adult dog requires careful watching when he's around a strange, playful pup. Your new pet may also pick up canine diseases from another dog—remember, he hasn't been given his adult shots yet. (He gets those when he is 10 to 12 weeks old.)

**Be especially careful if your family celebrates Christmas in a big way**, with a houseful of relatives and special friends, a constantly refilled punch bowl and the continuous din of merry voices. The chances of your pup's getting through such a day without some damage are small, but they improve greatly with a little planning.

**Make up a few rules and regulations**, enforceable by every member of the family. Because so many people seem to equate love of dogs with love of Mom and apple pie, keep an eye on well-meaning guests when your puppy is within their reach. More so than with children, adults assume an expertise with dogs. Be tactful but firm: That little pup can't take too much "expertise"—or love.

**Don't let people handle him im-**

**properly.** Mishandling could mean lifting a pup by his tail ("It doesn't hurt him at this age.") or lifting him by the handful of loose skin on his back ("Very good for his circulation,") or by his forelegs ("I know how to handle pups"). All these methods are bad but the last one is the worst, because a pup's bones are soft, and the set of his shoulders is still not firm. Pulling him up by his forelegs can do permanent damage. The only way to lift a pup is to put one hand under his rump, and the other hand under his chest.

**Try to keep your guests from feeding him.** Slipping tidbits to a new pup is always a favorite sport—and he can be adorable as he tries to eat that bit of cheese. A very little of this won't hurt him, but too much of it can throw off his meal schedule and bring on diarrhea for the next day or two. A pup's digestive tract cannot handle a sudden change in diet. Sweets, raw starches and cocktail canapes are no-nos; so are all liquids other than fresh water and milk, both served at room temperature.

**Beware the instant trainer.** It's not unusual for a guest to try and demonstrate how easy it is to train a pup. When you hear "I can teach this little fellow how to shake hands in three minutes!" then it's time to inform the guest that your family plan calls for teaching the pup basic commands before any tricks. And the pup isn't ready for either, in any case. If this doesn't work with your guest, tell him that it's time for the pup's nap. Training advice from outsiders can't be prevented, but improper training can only confuse the pup. And he must learn who his *real* boss is, or you'll never be able to train him later.

**You can avoid all these pup/guest problems** by parking the newcomer in an out-of-the-way room that is not convenient to guest traffic. Then you've got some control over guest antics, the pup will get the sleep he needs and his first-day confusion will be minimal. Your pup can take about as much excitement as a baby can.

**Speaking of babies, a wooden playpen** makes the perfect first-day parking lot for a pup. To prevent him from crawling out through the bars, wrap the inside of the playpen with 1-inch chicken wire or with hardware cloth. When the pup isn't asleep, such toys as empty egg cartons or paper-towel rolls will keep him amused.

Merry Christmas to your family and your new puppy. This is the time for extending affection and care to all living things—including delicate, cuddly little puppies. Remember that, and your Christmas will be all the merrier.

—Kurt Unkelbach





It was  
 a simpler,  
 more natural,  
 less complicated time.  
 And perhaps your mother  
 had you brush your  
 teeth with baking soda.  
 Now there's Peak,  
 the baking soda  
 toothpaste.  
 Modern. Pleasant-tasting.  
 Yet 97% natural ingredients.  
 To leave teeth, breath,  
 even mouth tissues  
 and gums  
 feeling naturally cleansed,  
 sweetened,  
 refreshed.  
 Uncomplicate.  
 Try Peak.

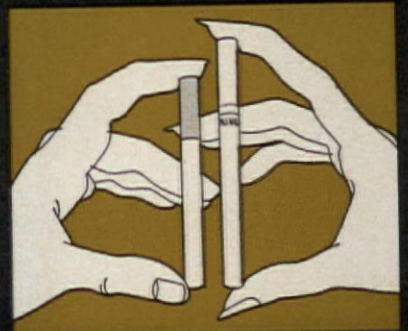


Peak. With the natural  
 goodness of baking soda.



# PALL MALL GOLD

LONGER... YET Milder.



Warning: The Surgeon General Has Determined That Cigarette Smoking Is Dangerous to Your Health.

21 mg. "tar", 1.5 mg. nicotine av. per cigarette, FTC Report March '74.

## Ask us about your antiques

**Q** Is this ivory object rare or of high value? The ball that normally rests atop the figurine is said to have been carved from a solid piece of ivory: a ball within a ball. Any information you can give will be most appreciated.

E.S.—Meridian, Miss.

**A** We avoid making appraisals in this column because the matter of value is tricky, especially when items are seen only in photographs. Ivory objects made in the Orient have great appeal. Both old and new are collected zealously.

While there is an appealing intricacy in the ivory you own, it is not as delicate as finer early ones. Dating is difficult,



other than to say the piece was made within the past 60 years.

**Q** This pale green stein has been in our family a long time, but none of us knows anything about it. The decoration shows a king and his courtiers, each with a scroll. Robes are red with white ermine collars.

L.R.—New Bern, N.C.

**A** The object you call a stein looks like a pokal to me. A stein is a handled stoneware mug; a pokal, a covered goblet often made of metal or glass. Your piece is made of glass decorated with enamel, a form associated with fine German glasshouses from the 16th to 20th centuries. Because its border decoration appears plain in contrast to the intricacy of the figures, your pokal appears to have been made in the 19th-century.



**Q** Can you tell me the origin of this 3½-inch-high brass bowl? The piece is cast, with four different hand-cut panels. Floral patterns separate the panels and appear on bands around the top and bottom. Figures look Syrian or Persian. Rims are bent from use over the years.

E.W.—Houston, Tex.

**A** The interlacing and the flowers, as well as the character of the figures, reflect Middle Eastern design. The images relate to Iranian legend, though we're unable to pinpoint exactly which legend or legends. This kind of work was made for export starting in the late 1800s. Your bowl is probably of late 19th- or early 20th-century origin.



**Q** Can you tell me the age of this pewter goblet? The mark on the bottom is circular. "Pewter" is lettered; "Made In USA" is below it.

M.M.—North Hollywood, Calif.

**A** "Made In USA" means the piece was manufactured after 1891, when U.S. Customs began requiring all goods made for export—or import—to show country of origin. Circular marks in plain lettering usually appear on recently made objects. Your goblet is probably 40 years old—which means it results from a stamping process.





# 100's



**Q** This Victorian chair was a gift to my late grandmother, but I don't know when. It seems of superior quality. Can you tell me its probable origin and approximate age? The casters are original; the imitation needlepoint upholstery is not.

M.T.—Omaha, Neb.

**A** Your chair is American, made about 1840. It is in the rococo revival style that was fashionable throughout the country from about 1830 to 1860.



This style was derived from the French rococo, or Louis XV, design of the 18th century. Where the originals were elaborately carved with floral and leaf patterns, the 19th-century American manufacturers altered

the style by eliminating some of the carving and exaggerating the curves.

**Q** These glasses are said to be antique Bohemian crystal, but how old are they? The hand-etched pattern is of cornucopias and flowers.

M.H.—Nanuet, N.Y.

**A** The pattern is neoclassical, a style that first came into fashion in the



late 18th century but was also popular in the early 1900s. The design's flatness, plus the extent of the detailing, suggests the later origin. Earlier examples tend to be faceted—cut in a reflective design—and less intricate. Having the glasses in hand, you can tell if the pattern is truly as intricate as it seems in the picture. Also, you can look to see if there is a pontil mark—a cut-off glob of glass on the bottom—which would *not* be found on a piece made as late as 1900.

**Q** Can you tell me anything about this tapestry picture, and any suggestions for safe cleaning? It has only black, white and gray thread, and the name "Fred Morgan" is on the bottom, left.

B.C.—Abingdon, Va.

**A** Yours is one of the many types of pictures made on cloth that were mass-produced in the late 19th century. Some were woven; others, printed. The playful scene you own is



probably based on a picture by the English painter Frederick Morgan, active from about 1880 to 1920. If you are *absolutely* certain no repairs have been made, wash your picture in mild soap and lukewarm water.

To learn the real story behind a family treasure, send letters and **clear black-and-white photographs** to: Ask Us About Your Antiques, *American Home*, 641 Lexington Ave., New York, N.Y. 10022. Include complete descriptions, plus any details the pictures don't show. Questions of general interest will be published. We are unable to return photos or send personal replies. —Marvin D. Schwartz



# Announcing a new decorating guide from Thomasville Furniture.



Send us \$2 today so you won't make a \$2,000 mistake tomorrow. Maybe it's your first big stab at decorating. And your head's filled with ideas. But you need a little help.

Thomasville wrote the "Homemaker's Guide to Decorating With Fine Furniture" to tell you how to select, care for, and decorate with fine furniture. How to choose the style you want before you set foot in a store. What quality features to look for when you do begin shopping. There's even a section on room planning and color-coordination.

Start planning the rooms you've always wanted with "that Thomasville look." Send us your \$2 today. It may save you from making some costly mistakes tomorrow.

**Thomasville**  
FURNITURE

FROM **Armstrong** CREATORS OF THE INDOOR WORLD®

Mail this coupon to:

THOMASVILLE FURNITURE  
Dept. NYB-573  
Thomasville, N.C. 27360

Please send me your new book, "Homemaker's Guide," and the names of local Thomasville dealers. I am enclosing \$2.00.

Name \_\_\_\_\_

Address \_\_\_\_\_

City \_\_\_\_\_

State \_\_\_\_\_ Zip \_\_\_\_\_

# Our food editor reports

## EASY-READ LABELS

More and more, we shoppers have to know how to read labels. But that's *good*: Labels help us shop wisely, if we can interpret them. Some extra help in that direction comes this month as a new Department of Agriculture ruling goes into effect. It requires processors of meat and poultry products who label with calendar dates instead of coded dates to *explain* these dates.

Thus you can now expect to see meat and poultry packages labeled "Packed Before December 10" or "Sell Before December 10" or "Use Before December 10." Labeling is voluntary, but it's expected that more and more processors will participate.

The new open-dating regulation will help you shop more knowledgeably, and aid your supermarket in keeping its stock up to date. As a consumer, you will be able to determine which products are freshest and which you can store the longest time after purchase. Open dating won't guarantee quality or wholesomeness—that depends on proper handling and storage from the time the product leaves the processor until it reaches you.

## NEW RIGHT NOW

- Thin-Stor from Tupperware is a great way to store fresh vegetables in the refrigerator. The colorful plastic container is long, low and thin. It fits easily into a small refrigerator; in a large one, three or four can stack up to create a "filing system" for cucumbers, celery, peppers, carrots.

- Kraft is introducing two tempters for the young crowd. One is a flavored peanut spread called Koogle that comes in chocolate, vanilla, cinnamon and banana. Not only can it be used as a spread; it also does well as a frosting, a melted ice-cream coating or a flavoring for milk shakes. The second tempter is Maxi-Mallows, jumbo-length marshmallows in chocolate, banana and cherry flavors.

- Gifts from your kitchen—at Christmas or any other time—will be prettier than ever when wrapped in Reynold's color-printed Fanci-foil. A 20-foot roll sells for 39 cents, and you have a choice of wintergreen, buttercup, strawberry or blueberry floral designs. Look for it in non-food discount and mass merchandise stores.

—Frances M. Crawford



Made with wine.  
Aged in wood.





“That’s a beautiful picture, Peter.”

When children go to visit grandma’s house, they take the things they’ve made especially for her. A three-legged clay cow, painted red. Or a crayon drawing of a green sky and blue grass.

And they’re always full of things to tell her. Things that happened since the last time they were together.

Your children don’t have to wait for holidays or summer vacations to have happy talks with grandma. They can, any time, by Long Distance.

Long Distance is the next best thing to being there.





Available **ONLY** through the mail...



Actual size 14" square

## Embroider America's Favorite Rag Dolls to hang on your walls...

and get this  
**4" x 5" mini-crewel kit**  
(A \$2.95 Value!)  
as our **FREE GIFT**



Children's room, den, kitchen, dining alcove, wherever there's wall space—these adorable rag dolls (yes, the faces are familiar!) are certain to add a bright and charming accent! Or you can turn the finished picture into a cuddly pillow every child will cherish... especially when he knows you've made it yourself!

And it's so easy to do with our exclusive Rag Dolls Stitchery Kit! You get the design screened on 100% Linen fabric, more than enough 100% Dupont Acrylic yarns to finish the picture, illustrated stitch chart, color-guide, easy-to-follow instructions, even a crewel needle... **all for just \$6.95** plus postage and handling! Custom designed frame to fit 14" square finished size also available for just \$9.00.

And, with each Kit you order, we'll send you — Absolutely FREE a 4" x 5" mini-crewel kit worth \$2.95 as our gift. Kit contains stamped design on linen, yarn, needle and complete instructions. Frame not included. Your FREE kit is yours to keep even if you decide to return your purchase.

So don't delay! Exclusive Rag Dolls Kit is available only through the mail. Order your Kits and extra FREE gift today! **SATISFACTION GUARANTEED OR YOUR MONEY BACK.**

**HOPKINS HOUSE, Dept. 762**  
**6 Commercial St., Hicksville, N.Y. 11801**

Please send me my FREE mini-crewel kit plus \_\_\_\_\_ Stitchery Kits at \$6.95 each plus 75¢ postage and handling. I understand the mini-crewel kit is mine to keep even if I return my purchase.

Please send me \_\_\_\_\_ frames at \$9.00 plus \$1.00 postage and handling.

**SAVE:** Order 2 Kits — pay just \$13.00 plus \$1.00 postage and handling.

I enclose \$ \_\_\_\_\_ check or money order.

Name \_\_\_\_\_

Address \_\_\_\_\_

City \_\_\_\_\_ State \_\_\_\_\_ Zip \_\_\_\_\_


N.Y. residents please add local and state sales tax.

[continued from page 12]

## Dime stores are your gift-buying paradise.

**Oven cookware.** This is the perfect starter-set gift for someone's kitchen: 12 pieces for just \$11.97! Made of white ovenproof glass with fresh flower design in green, the set includes four small casseroles, one large covered casserole, a loaf pan, mixing bowl, cake dish, clear-glass pie plate and measuring cup, and a wire whisk. It all looks good enough to serve from, too!

**Hot/cold server.** The shapely "Tasty Temp" food server (below) keeps food hot or cold, can go on the most sophisticated buffet table. Insulated server made of smoky plastic has a white



Server keeps food hot or cold.

plastic liner. There is also a matching ice bucket, with high domed lid. Each piece is \$5.47.

**Kitchen scale.** A nice gift for the gourmet cook, it comes in bright turquoise or red, with a white top plate. The scale stands 7 inches high, registers up to five pounds. Price is \$7.77.

**Terrariums.** You'll find an incredible assortment of these popular gift items at Woolworth. There are small containers in novelty shapes for \$2.99 to \$5.99, and hefty, large jugs (15 inches high) from \$8.99. Libbey has its "Hanging Crystal Bubbles," a marvelous idea: Clear glass bubbles with open tops hang one atop another, strung in a long, clear plastic netting. You can get just one, or two or three in a set, in graduated sizes from \$4.99 to \$9.99. Then there's the "Florisphere," a half-bubble in plastic that clamps onto wall or window. It has an open circle at the top for reaching in. The 8-inch size is \$6.59; the 12-inch, \$10.99.

**Wicker hamper.** A useful and handsome gift, this hamper is actually made of plastic, but it's a dead-ringer for wicker. In white, with a padded, white-plastic covered top, it is 26 inches high, costs \$13.99.

**Kerosene lamp.** Give someone this classic, country-style lamp that comes in handy when the electricity gives out and is also a pretty table-topper. It has a wick and is made of clear glass with a folk-art design stamped on the bottom section. Price is \$6.79.





## Today's best buys in antique toys

Antique toys are double-barreled delights. They arouse pleasant remembrances and reflect good design. If you're Christmas-gift shopping and are willing to spend \$10 to \$95, the choices are rich. Look for toys made between 1860 and 1920. Earlier ones are too hard to find; later ones, less appealing. The examples we show are from the antique toy department of F.A.O. Schwarz, New York.

The monkey above, a mechanical bank, tips its hat when a coin is dropped into the slot. The bank, made sometime after 1880, is of stamped iron—a budget substitute for heavier cast iron. You should be able to find a bank like this one for about \$30.

**\$10** buys this toy soldier dressed in 18th-century uniform, though he's probably a product of the 19th century, when historical models became very popular. He could as easily be a drummer in the French and Indian Wars as in the American Revolution. Aside from rare earlier examples, toy soldiers are part of a tradition begun in the 1700s. Germany made flat models; France, dimensional ones. Tin


and lead alloys were used until recently. The hollow-casting technique, which made metal figures lighter and less costly, was introduced by an English manufacturer about 1890.



**\$30** is what you'll pay for *Autograph Authors*, one of innumerable card and board games introduced after 1860. For this price you'll receive an impressive supply of portraits of significant American authors of the 1880s. All are sure to be as enjoyable to look at now as the game was once to play. They are done in a realistic style typical of magazines of the period. An old game may not be practical for playing, but owning it provides an appealing—and amusing—interpretation of the styles of yesterday.



**\$70** is the price of this set of mini "bentwood" furniture. It was designed for a child to use when




playing with dolls and is beautifully inconsistent in detail—a refreshing contrast to the more sophisticated work intended for adult appreciation. Besides using wood, turn-of-the-century toy furniture craftsmen occasionally used paper and metal. This set reflects the charm of life-size designs that were fashionable in rustic country cabins.

**\$70** is not unreasonable for a realistic ceramic baby doll from the period just after World War I. The idea of making children's dolls dates from about 1850, but first efforts were simply small-scale versions of adult figures, extremely well-dressed. About 50 years ago, a number of sculptors took pains to determine what was characteristic of babies physically, and dolls like this one were the result. Early examples of doll figures are rarer and more costly.




**\$75** would be a good buy for this barnyard scene in miniature, because it shows off the wood-carver's skills so beautifully. We picture only a portion of the set, which includes other trees and people and many more pairs of farm animals, all of which

have the charm of folk art. These wood figures were a specialty of German carvers of the late 19th century.



but American and Scandinavian craftsmen did similar work on occasion.

**\$90** is a fair price for a set of picture blocks that children played with as puzzles and also as building blocks in the 1880s. Each wood square is covered with six different picture pieces, which when put together create six city scenes. New York, Venice, London and Paris are readily identifiable, but others from the Near and Far East are not easy to



recognize—or put together. The scenes—lithographs done in the spirit of such printmakers as Currier and Ives—appealed to the public's expanding interest in color.

**\$95** will purchase this particularly attractive mini tea set from the mid-19th century. It duplicates both a shape and a pattern that were popular in the 1790s. The wide interest in doll houses, beginning in the late 18th century, inspired potters



everywhere to produce small-scale wares. If there is a collector on your Christmas list and you have time to shop widely, you will find antique miniatures of just about every type of pottery made. —Marvin D. Schwartz



CAPTURE OLD-FASHIONED COMFORT  
AND SENTIMENT WITH THESE

# Footstool & Cross-Stitch Motto Kits

By Ann B. Bradley

The Victorian love of comfort and sentimental statements is reflected in these complete, quick-working kits. For a note of ease and charm, needlepoint our authentic Victorian rose on a rich black background as the top for a graceful footstool. Assembled, stained and covered in muslin, it's all ready for its needlepoint topping. Simple-to-mount needlepoint cover is complete in kit with canvas, yarn, needle and full instructions. Footstool measures 14½" x 9½" and is 8½" high.

Our cross-stitch samplers complete the message of love and wisdom from great-grandma's day. "To Love and Be Loved" is 16" x 20".

"Homes Are Made of Love" measures 11" x 14". Both are complete in every way, with stamped cotton fabric, floss, needle and color-keyed instructions. Frames, as shown, are easily assembled.

You'll enjoy working up any one or all of these charming patterns in needlepoint or cross-stitch, and you'll be creating heirlooms to treasure for years to come.



Needlepoint an heirloom rose to top this footstool. Kit is complete with easy instructions.

**American Home**  
Dept. 7046  
4500 N.W. 135th Street  
Miami, Florida 33059

Fill out coupon and enclose check or money order. Sorry, no C.O.D., Canadian or foreign orders.

You may use your charge card for any purchase over \$4.98.

BankAmericard  
Acct. No. \_\_\_\_\_  
Good thru \_\_\_\_\_

Master Charge  
Acct. No. \_\_\_\_\_  
Interbank No. \_\_\_\_\_  
(find above your name)

Check items desired:  
#66783 Footstool kit—complete  
@ \$17.98 ea. plus \$2 post. & hdg. . . . \$ \_\_\_\_\_  
#66947 Love sampler  
@ \$5.98 ea. plus .55 post. & hdg. . . . \_\_\_\_\_  
#66331 Frame for Love sampler  
@ \$6.98 ea. plus .75 post. & hdg. . . . \_\_\_\_\_  
#63023 Stretcher for Love sampler  
@ \$1.98 ea. plus .35 post. & hdg. . . . \_\_\_\_\_  
#67058 Homes sampler  
@ \$3.98 ea. plus .45 post. & hdg. . . . \_\_\_\_\_  
#61224 Frame for Homes sampler  
@ \$2.98 ea. plus .50 post. & hdg. . . . \_\_\_\_\_  
#61014 Colorful catalog of other kits  
@ .50 ea. \_\_\_\_\_  
Please add sales tax (N.Y. & Fla.) . . . \_\_\_\_\_

Total enclosed . . . \$ \_\_\_\_\_

print name \_\_\_\_\_  
address \_\_\_\_\_  
city \_\_\_\_\_ state \_\_\_\_\_ zip code \_\_\_\_\_



# THINK THINS

LESS "TAR" THAN  
MOST 100'S.\*

MENTHOL  
TOO.

20 FILTER  
CIGARETTES

*Silva*  
**THINS**

*Silva THINS 100'S*

# THINK SILVA THINS 100'S

\*According to the latest U.S. Government figures.  
Filter: 17 mg. "tar", 1.2 mg. nicotine; Menthol: 16 mg. "tar",  
1.2 mg. nicotine av. per cigarette, FTC Report March '74.

Warning: The Surgeon General Has Determined  
That Cigarette Smoking Is Dangerous to Your Health.





# "Our Gingham Christmas"

By Nancy Judd

*In our home in Rochester, Minn., Christmas decorations mean gingham. I use it to make tree ornaments and throw pillows (above), dresses for our four daughters (Karen and Elaine are at right), vests for my husband and young son.*




*Our breakfast table (right) is a cheerful picture in red and white. A grater-and-greenery centerpiece holds red spoons.*



*A Christmas "tree" we built of dowels is decorated with bows, apples, gingerbread cookies.*



*For our holiday buffet, I made napkins and the tablecloth swag and trim out of gingham.*



*We hang ropes of holly accentuated with crisp gingham bows above a copy of our favorite old painting—American Gothic by Grant Wood.*



# Redbook's Hostess Serving Pieces



## ...At Money Saving Prices!

For elegant and enjoyable home entertaining...just right when company drops in... anytime! Make wonderful gifts!

REDBOOK offers you these beautiful and practical serving pieces...at money-saving prices! Each distinctive piece is of pristine white glass with rustproof tops. All pieces are Dishwasher Safe.

**SUGAR & CREAMER**.....Sugar Bowl holds one pound. Creamer holds 12 ounces. Only \$5.95 set.

**MUSTARD & KETCHUP**.....Each Mustard/Ketchup dispenser holds 12 ounces. Only \$4.95 set.

**LAZY SUSAN**.....Has 3 decorated bowls with 3 crystal-clear "keep fresh" covers. Stackable for easy storage. Ideal for dips; dressings; jams; nuts; candies; etc. Only \$7.95.

**ALSO AVAILABLE**.....Oil & Vinegar Cruet Set (matches above designs) \$3.95 set. Salt & Pepper Set (matches above designs) \$2.95 set.

REDBOOK's Hostess Serving Pieces...you'll delight in using them for years and years. Order TODAY!

**REDBOOK SERVING OFFER**  
P.O. BOX 241, DEPT. ST  
FARMINGDALE, NEW YORK 11735

YES, please send me REDBOOK Serving Pieces:

\_\_\_\_\_ Sugar & Creamer @ \$5.95 (plus \$1.00 per set for postage & handling).

\_\_\_\_\_ Mustard & Ketchup @ \$4.95 (plus \$1.00 per set for postage & handling).

\_\_\_\_\_ Lazy Susan @ \$7.95 (plus \$1.00 for postage & handling).

\_\_\_\_\_ Oil & Vinegar @ \$3.95 (plus \$1.00 for postage & handling).

\_\_\_\_\_ Salt & Pepper @ \$2.95 (plus \$1.00 for postage & handling).

Above items will be shipped separately.  
**SAVE MONEY: ORDER COMPLETE SET (S&C/M&K/Lazy Susan) FOR ONLY \$16.95 (plus \$2.75 for postage & handling).**

I enclose (total amount) .....\$ \_\_\_\_\_

**NAME** \_\_\_\_\_

**STREET** \_\_\_\_\_ (please print)

**CITY** \_\_\_\_\_ **STATE** \_\_\_\_\_ **ZIP** \_\_\_\_\_

Please make checks payable to Redbook Magazine. Allow 30 days for delivery. **MONEY BACK GUARANTEE.**





Daisy See, Daisy Do 32281 Open House Collection

# Wall-Tex<sup>®</sup>

your home becomes you.

What a special feeling it is when someone walks into your home and says: "Yes, this is really you." Wall-Tex<sup>®</sup> can help you achieve that look. Wall-Tex. The fabric-backed wallcovering. So beautiful, so personal. So practical, too. Washable, stain resistant, a terrific crack hider, easy to put up, stripping right off when you want a change and still offering so much for your money. Wall-Tex. Look through our more than 800 patterns wherever wallcoverings are sold. You'll find yourself. Your style. Your essence. And then . . . your home really becomes you!


**Wall-Tex is a brand name and only Borden makes it.**



COLUMBUS COATED FABRICS  
Division of Borden Chemical, Borden Inc.  
Columbus, Ohio 43216



Good Glory 32344 Open House Collection



Stripes For Cats 32299 Open House Collection



Today I'm A Flower 36212 Open House Collection

[continued]

## "My family and I cherish our homemade gingham Christmas."

Our special Christmas tradition began from one small idea. In the fall of 1973, while shopping in a local department store, I spotted a red-and-white gingham Christmas ornament. "Nice," I thought. "But I can make nicer—and cheaper, too." I began to think about all the holiday delights that could be made with gingham. My mind went wild with the possibilities, and I bought up just about every yard of red-and-white gingham in town.

Soon, with the encouragement of my husband, Val, and cheered on by our children—McKay, 10, Heidi, 8, Karen, 5, Elaine, 3, and Kristi, 1—I plunged in, literally wrapping our household in gingham to give us a homemade Christmas to remember.

First came the tree ornaments—little hearts, candy canes, trees, snow people, rag dolls, red velvet balls. The happiest ornament of all was the turtle (you can see it at the bottom of the large photo on page 30), which was dreamed up, drawn and cut out by McKay. I sewed the turtle's seams, then McKay stuffed it, hand-sewed it closed and put on the "googlie eyes." I think the older girls are planning to do their own gingham-ornament creations *this* Christmas.

With the children as stuffers, I made a bunch of wonderful throw pillows—candy canes, hearts, Christmas trees (some are pictured along with the little turtle)—to brighten up our sofa, chairs and wooden rocker. Yards upon yards of red-and-white checks were turned into tableclothes, napkins, place mats, swags and plump bows topping off the greenery we'd looped everywhere—down the stair banister, along the walls, above a picture. And of course, I made us all gingham holiday outfits. The total effect was heart-warming, and we all loved our colorful fantasy. Our Yuletide guests did, too! Some of them told us we should take pictures of our Christmas and send them in to a magazine—which is just what I did, and that's why we're here.

The most important thing about our gingham extravaganza was that we put it all together as a family. My husband and I believe in being active in the community (Val, a systems analyst, and I are both involved in church and community affairs, and for quite a while I was also busy with my own local TV program and weekly newspaper column on homemaking), but home and family come first, for both of us.

Things we make at home seem to mean so much. I grind most of my own whole-wheat flour and make a lot of my own bread. Down in our basement are rows upon rows of foods I've canned myself, and jars of the applesauce my husband has made.

For Christmas, with the children's help, I put together gingham-wrapped packages for family and friends, containing home-ground flour and cereal, homemade cheese and rhubarb jam, home-dried apples and a number of my favorite recipes. We've also devised another homemade gift: It's a gingerbread house kit of our own design, and it contains gingerbread mix, decorative candies and complete instructions for putting the whole thing together. We're giving it because we think other families, too, should have the joy of working together on something special for the holidays.

A dear friend who visited us last Christmas remarked to Val and me: "Your children will never forget all of this; it will give them a memory of home and family that they'll always treasure." Our friend said it all—that's exactly why we love our gingham Christmas.

*Hows-tos for Mrs. Judd's gingham crafts are on page 75.*





## Rediscover the Joy of Cooking™

### ABOUT CUSTARDS

For a baked custard, pour ingredients into custard cups, set them on a rack over a folded towel in a pan in which you have poured an inch of hot, but not boiling, water. Bake at low heat for 20 to 30 minutes. If you have

used homogenized milk, allow about 10 minutes longer. To test for doneness, insert a knife near the edge of the cup. If the blade comes out clean, the custard will be solid all the way through, when cooled. There is sufficient heat in the cups to finish the cooking. Remove and cool on a rack. However, should you test the custard at the center and find it as well done as at the edge, set the cups in ice water to arrest cooking.

### Custard

About 2½ cups

This confection must not be permitted to boil at any time. Very slow cooking will help deter curdling: Beat slightly:

3 or 4 egg yolks

Add:

¼ cup sugar

⅛ teaspoon salt

Scald and stir in slowly in a double boiler:

2 cups milk

Place the custard over—not in—hot water. Stir it constantly until it begins to thicken. Cool. Add:

1 teaspoon vanilla, rum or dry sherry, or a little grated lemon rind

Chill thoroughly. This is not as firm as baked custard, because stirring disturbs the thickening. It is really more like a custard sauce.

### Baked or Cup Custard

5 servings

Preheat oven to 300° to 325°.

Delicious as is, but better served over unsweetened dry cereal with fresh berries, or molded over cored pear halves, fresh or stewed, sprinkled with rum, the centers filled with a stewed pitted prune dusted in cinnamon. If you want to unmold the custard, use the larger quantity of egg. Blend together:

2 cups pasteurized milk

¼ to ½ cup sugar or ⅓ cup honey

⅛ teaspoon salt

Add and beat well:

2 to 3 beaten whole eggs or 4 egg yolks

The greater the proportion of yolk, the tenderer the custard will be. You may even use 2 egg whites to 1 yolk for a quite stiff custard. Add:

½ to 1 teaspoon vanilla

(⅓ teaspoon nutmeg)

When all is well beaten, pour it into a baker or into individual custard cups. Place the molds in a pan of water in the oven for an hour or more.

From "Joy of Cooking" by Irma S. Rombauer and Marion Rombauer Becker.  
Copyright © 1931, 1936, 1941, 1942, 1943, 1946, 1951, 1952, 1953, 1962, 1963, 1964, by the Bobbs-Merrill Company, Inc.  
Reprinted by permission of the Bobbs-Merrill Company, Inc.

# Our fame is spreading.



When you frost a cake with Betty Crocker® Ready-to-Spread frosting, you're getting convenience, plus all the creamy smoothness of homemade buttercream frosting. Spread the good word.

## Ready when you are, and when you aren't.






# 15 high-style gift wraps for pennies

A pretty wrapping makes a gift special. But when you suddenly realize that some of your Christmas presents are costing almost as much to wrap as they did to buy, then it's high time for ingenuity and originality.

Utilize cleverness for big packages, instead of sheets and sheets of gift wrap and yards of ribbon. Usually the fancy papers are your greatest cash outlay, so choose a less lavish wrapping and make it look festive.



Newspaper can make a very impressive Christmas wrapping, with a

little effort on your part: First, neatness counts; the corners must be crisp. The ribbon—or at least the bow—must be a little more extravagant, and the paper should be more than just a regular inside page of the local daily. Perhaps a foreign-language newspaper? For children's presents, use colored Sunday comics.

That sturdy green paper your florist uses is an utterly traditional Christmas color, especially when tied up with red ribbon. Maybe you can buy a few yards from him, or ask him to throw some extra paper in with your order of mistletoe and holly.

The color of grocery-store paper bags is immensely chic this year. Split the bags on the fold, iron them carefully and you're ready to wrap. This "plain brown wrapper" is particularly

effective paired with an orange or brown tie-up.

Discontinued wallpaper sample books from the paint store provide a wealth of stunning wrapping papers for small or medium-size presents. The wallpaper is a little stiff to work with, so crease it firmly with a ruler as you fold it around a box.

When you've got a really big box to wrap, paint it instead! Using poster paints in bright colors, slap on a giant, festive design, making sure your paint covers any printed advertising if you're using the manufacturer's box.



Black or green plastic trash bags can make the slickest-looking wrap, and the price can't be beat. Cut the bags to size, wrap them tautly—transparent tape holds the corners tight—and tie with silvery string.

How about that raft of fabric remnants you've put away over the years? Use them to wrap special presents. (If the gift recipient is a member of the family, you'll get the remnant back anyway.) To wrap, fold material to size; baste corners. Tie on a pretty bow. (continued)

**GET THOSE FEET DOWN, JIMMY!**

AW—YOU LOVE THE FURNITURE MORE THAN YOU LOVE US.

COULDN'T HELP HEARING, LIZ. LET ME DO YOU A FAVOR.

FAVOR? SMEARS AND SMUDGES THAT PEOPLE PUT ON... FAVOR CLEANS OFF, FAST!

HEY, IT DEEP CLEANS THE WOOD AS IT SHINES.

WOW!

BE NICE TO YOUR FURNITURE AND YOUR FAMILY. USE FAVOR.

Johnson's FAVOR LEMON FURNITURE POLISH for a clean natural shine





# Spend a milder moment with Raleigh.

And discover really satisfying tobacco taste.

Pocket this Hawkeye Instamatic Camera by Kodak and you're ready for great pictures anytime. Color or black and white. Drop-in cartridge loading. Yours for free B&W coupons, the valuable extra on every pack of Raleigh.

To see over 1000 gifts, write for your free Gift Catalog: Box 12, Louisville, Ky. 40201.



## Try Raleigh Extra Milds

Mild tobacco flavor  
Lowered tar

**Warning: The Surgeon General Has Determined That Cigarette Smoking Is Dangerous to Your Health.**

Extra Milds, 13 mg. "tar," 0.9 mg. nicotine; Filter Kings, 16 mg. "tar," 1.1 mg. nicotine; Longs, 17 mg. "tar," 1.1 mg. nicotine, av. per cigarette, FTC Report Mar. '74



# The gifts you give-



## but get to keep... from Revell.

Magnificently detailed Sailing Ships — some up to three feet long and some that can be built in a weekend — and beautiful, antiqued wall plaques featuring ship models mounted on ancient map reproductions. Great decorator pieces for your home. They are also great gifts for your husband or son. Revell's model kits will provide hours of pleasure and pride of accomplishment. And when complete, what a magnificent display piece!

Go ahead be a little selfish. Give the gift you get to keep!

See your local hobby or toy dealer today for all the Revell Sailing Ship and Wall Plaque Models available! Selections like the U.S.S. Constitution, Cutty Sark and Spanish Galleon, to name a few.

**Ships from \$4.00 to \$19.00 in three sizes. Wall Plaques under \$6.50.**

For a color 32-pg. Revell catalog, send 75¢ to: Revell, Inc. 4230 Glencoe Ave. Venice, Ca. 90291

© 1974 by Revell, Inc.

[continued]

Aluminum foil goes a long way toward turning small presents into silvery baubles. Gold cord makes an elegant tie, or skip the ribbon and tuck the name tag under a glued-on gold-wrapped chocolate coin.

Most important, don't forget tissue paper. Though cheap to buy, it comes in marvelous colors, and you can use layers and layers of it to make a package look rich. Be lavish



with it as an inner lining.

Your next most costly item in wrapping presents is ribbon. It's hard enough to find good, pretty ribbon, let alone good, pretty, cheap ribbon. But there are some corners to be cut.

First, try to buy your ribbon in bulk. This means you have to decide on one ribbon color for your presents, but then you can vary their look by using different gift wrappings.

A prime cheap ribbon source is a wholesale florist supply house. Their colors tend toward the pastel, except for red and green. But pastel pink paired with paper-bag brown or trash-bag black can be really striking. Ask your florist if he can order an extra roll of the stuff for you.

How about yarn? Fat yarn in brilliant colors has been popular as a gift tie for a number of years, but did you know that you can buy a whole skein of bright stuff in the yarn or hobby department for the same amount you spend on a couple of those bitty 59-cent cards at the gift-wrap counter? Or, if you're a knitter, use leftover yarns. For a rich effect, braid them into thick strands.

Don't turn up your nose at colored string. It comes in heavenly hues and is quite inexpensive when you buy enough of it. A package can be tied up with, say, green string and topped with a bow or ribbon, if using all string seems too skimpy to you. But for packages plastered with stickers, string is often a welcome respite.

Silver or gold fine metallic cord is an old Christmastime favorite because it goes so far. Used with solid-colored paper and tied into a small bow, it's marvelously effective.

You can perk up a plainly wrapped package by adding a sprig of holly, a spray of fir, a pinecone, dried flowers, small toys, even unshelled walnuts.

If you start collecting and planning now, you'll not only produce prettier presents, but almost all the cost will be where it belongs—in the gift.

—Diana Walton



## Tool library: heaven for do-it-yourselfers

It's no doubt happened to you—at least once. You decide to tackle a project, figure out the cost of materials and calculate how much money you will save by doing it yourself—only to discover that you need a special tool to get the job done. And the tool could cost so much that you either abandon the project or get it done professionally.

Do-it-yourselfers in Cohoes, N.Y., a small town, 18,000 strong, several miles north of Albany, are never daunted by this problem. They have an alternative: the Cohoes Tool Library, where any resident over 21 may borrow from the 250 tools on hand—free.

"The idea was to instill pride in home ownership by providing tools to help our citizens maintain and improve their houses," explains Robert J. Pawley, an official of the city's Office of Planning and Development. "The results have all been positive. I think any community could benefit from a program like this." The Cohoes library was begun in 1970. Since then, as demand has increased, the collection of tools has grown. "We don't have any trouble with tools being stolen," reports Kenneth Green, a retired postal worker who serves as "librarian" of this unique lending institution. "In a town of this size, everybody knows everybody." And everybody knows about the tool library.

"It's the first place I check when I need an item I don't have," says homemaker Joanne Staples. "It's great to be able to find what I need at the library instead of buying expensive equipment I'd use only once or twice a year."

The library has an impressive collection of tools to choose from: hammers, pliers, carpenter's squares, sawhorses, plumb lines, levels, power saws, planes, drills, wallpaper steamers, power sanders, carpet shampooers, gardening tools, lawn tools—even a cement mixer for the truly ambitious homeowner.

Any tool may be checked out for up to five days, with a \$1-a-day fine charged for late returns to keep tools in circulation and prevent long waiting lists. Before a tool is taken out,

## TWO SPECIAL CHRISTMAS OFFERS OUTFIT YOUR DOG LIKE SANTA CLAUS



FOR ONLY  
**\$1.19**

### HAVE A LIVING CHRISTMAS ORNAMENT IN THE HOUSE

Let your dog put on the dog. Dress him like St. Nick himself — red Santa hat, floppy white beard, red and white coat. Soft, warm felt. Adjustable — one size fits all dogs. 3-piece set. Order now!

#6344 — Santa Dog Outfit **\$1.19**

## GIANT ILLUMINATED ELECTRIC SANTA AND REINDEER



### FULL 10-FOOT DISPLAY FOR LAWN, PORCH OR ROOF

Santa, sleigh and 8 reindeer durably crafted of weatherproof plastic for years of joy! Complete with bulbs,

metal reflectors, outdoor cord, anchor stakes. Over 21 inches high. 110 volts. 17-pieces. Spectacular!

#D9564 — Electric Santa Reindeer Set . . . **\$9.99**

**10-DAY MONEY-BACK-GUARANTEED COUPON**

**GREENLAND STUDIOS** 7313 Greenland Bldg., Miami, Fla. 33059

Send items listed below. Enclosed check or m.o. for \$\_\_\_\_\_

— Santa Set(s) #D9564 @ \$9.99 + \$1.25 postage & handling.

— Dog Outfit(s) #6344 @ \$1.19 + 35¢ postage & handling.

Name \_\_\_\_\_

Address \_\_\_\_\_

City \_\_\_\_\_ State \_\_\_\_\_ Zip \_\_\_\_\_

N.Y. & Fla. res., add appropriate sales tax.

librarian Green makes sure the borrower knows how to use the tool properly—and, if not, offers on-the-spot instruction.

"Sometimes they just come in with a problem, something that they want to do but don't know how," Green relates. "I tell them what tools they need, give any advice I can—and sometimes I go out to the house to have a look." Besides a handyman-in-residence in the person of Kenneth Green, the library also has a big collection of instructional books—on basic carpentry, electricity and plumbing, for example—for first-time do-it-yourselfers who need to bone up on technique.


When Cohoes was designated a Model City in 1970, the tool library was one of the ways the Office of

Planning and Development decided to use the funds provided by the federal program. About \$7,000 has been invested in the tool collection—not a great deal of money considering all the use that is made of the tools. The Model Cities Program no longer funds the project, but another federal program, Operation Mainstream, has taken over the salaries of librarian Green and his part-time assistant.

"Any community our size could operate something like this," says town planner Pawley. "The idea is workable and also a *direct* service a town can provide to its residents. I don't know why other communities haven't done it— unless they've never thought of it." Imitation being the sincerest form of flattery, Cohoes hopes they will.

—Robin Snelson






245753




239855



236885



246041\*



242578

COLUMBIA RECORD & TAPE CLUB NOW INVITES YOU TO TAKE

# Any 13 records of

if you join now and

 245746	 241745*	 241968	 245308*	 235952	 242776*	 242768	 243956*	 240887	 242578
 241323*	 241398	 242735*	 201129	 244764*	 222018	 244533*	 239517	 241703*	 243123
 233452	 243360*	 227371	 244699*	 218479	 239806*	 230912	 242289*	 202796	 237844
 236133-236134	 223131-223132*	 212654-212655	 233007-233008†	 237081-237082	 236893-236894†	 216655-216656	 238840*	 237844*	 238044
 241331*	 238741	 241919*	 220095	 240259*	 221424	 215061*	 237156	 242511*	 244577
 234757	 201251*	 240788	 237214*	 234831	 237966*	 236448	 229526	 237859*	 214644
 240077*	 187088	 232900*	 224758	 224386*	 230714	 236844*	 237206*	 237172	 237044
 236075	 244517*	 235739*	 235966*	 232587	 240903*	 225318*	 237792*	 244103*	 187644
 245027†	 245050†	 245514†	 235614*	 241315*	 244459	 239509*	 242115*	 235853	 222444

†Available on records and cartridges only



**Sonny & Cher**  
Greatest Hits

The Beat Goes On  
I Got You Babe

MCA

246348\*

**Charlie Rich**  
VERY SPECIAL  
LOVE SONGS

A FIELD OF YELLOW DAISIES

EPIC

240390

**Donny & Marie Osmond**

I'm Leaving It All Up To You

MGM

246330\*

**THE HAPPY SOUND OF RAY CONNIF**

COLUMBIA

246124

**ELTON JOHN**  
CARIBOU

Don't Let The Sun Go Down On Me

MCA

244236

**157 New Hits and Old Favorites**  
from many of America's leading recording companies — A&M...ABC/DUNHILL... BELL...COLUMBIA...EPIC...LONDON...MCA...MERCURY...MGM...20th CENTURY...UNITED ARTISTS, etc.

# tapes - \$1.97

to buy 9 more selections (at regular Club prices) in the coming three years

244202	244731	243568	246090*	240069	237032*	242057	241851*	239533	243642*
240697*	234419	236869-236860	218750-218751*	235093-235094	232603-232604*	239871-239872	240838-240839*	239889-239890	245035*
236109	245183*	243659	245548*	246165	246181*	244954	246066*	207662	245035*

238774*	239939	241026	246058*	244566*	231084	225367	234112*	235580*	234765	219477	240911*
---------	--------	--------	---------	---------	--------	--------	---------	---------	--------	--------	---------

Yes, it's true!—if you join now, you may have any 13 of these records or tapes for only \$1.97! Just mail the application, together with check or money order for \$1.97 as payment. This is all you pay for your first 13 selections—there are no additional membership fees for joining! And look at the wide choice of recordings you have—not only the best from the labels listed above, but also the latest hits on *Buddah*, *Chrysalis*, *Curton*, *Elektra*, *Island*, *Monument*, *Polydor*, *Project 3* and dozens more. In exchange...

You agree to buy 9 more selections (at regular Club prices) in the next three years. That's right!—three full years in which to buy nine selections...so you do not have to buy a record or tape every month, or even every other month! And you may cancel membership at any time after purchasing nine selections.

Your own charge account will be opened upon enrollment...the selections you order as a member will be mailed and billed at regular Club prices: cartridges and cassettes, \$6.98 or \$7.98; reel tapes, \$7.98; records, \$5.98 or \$6.98...plus processing and postage. (Multi unit sets and Double Selections may be somewhat higher.)

You may accept or reject selections as follows: every four weeks (13 times a year) you will receive a new copy of the Club's music magazine, which describes the Selection of the Month for each musical interest...plus hundreds of alternate selections from every field of music. In addition, about six times a year we will offer some Special Selections (usually at a discount off regular Club prices). A response card will always be enclosed with each magazine.

...if you do not want any selection offered mail the response card by the date specified

...if you want only the Selection of the Month or Special Selection, you need do nothing—it will be shipped to you automatically

...if you want any of the other selections offered just order them on the response card and mail it by the date specified

You will always have at least 10 days in which to make a decision. If you ever receive any Selection without having had at least 10 days to decide, you may return it at our expense, for full credit.

You'll be eligible for our bonus plan upon completing your enrollment agreement—a plan which enables you to save at least 33% on all your future purchases.

**Take your pick**

12" stereo records  
OR  
8-track cartridges  
OR  
tape cassettes  
OR  
reel-to-reel tapes

\* Selections marked with a star are not available in reel tapes

242206	243899*	227900
246082*	242412	246074*
241612	242354*	240382
239525	243303*	235564
236141	221192	244095*
244558*	239863*	



P305/S75

if the application is missing, please write to: Columbia Record & Tape Club, Dept. 1FJ, Terre Haute, Indiana 47808



# SUPERB EXAMPLES OF OLD-WORLD ARTISTRY

## Magnificent Imported Music Boxes Play All-Time Beloved Melodies

- ★ All Boast Exquisite Handpainted Ceramic Figurines!
- ★ Each Is A "Mini Hit Show" As Figures Revolve to Music!

AS LOW AS  
**\$3.99** each  
 WHEN YOU  
 PURCHASE ANY THREE  
 ANY TWO FOR ONLY  
**\$4.50** each  
 ONLY **\$4.99** A PIECE

Here is an enchanting collection of colorful ceramic music boxes, each one a feast for the eyes as well as the ears. Each is collector's quality, meticulously crafted and detailed, then hand-painted by skilled old-world artisans. Each features a precision music box with a "favorite song" for everyone — songs like "The Way We Were" . . . "Hello Dolly" . . . "Raindrops Keep Falling On My Head" . . . Madame Butterfly and other beloved music selected from top Broadway, motion picture and record hits or from the classics. Each is an enriching focal point for home

or office, and makes an impressive, expensive-looking gift. Kiddies love their combination of music, motion and color, too (they are great relaxers come nap or bedtime!).

Stock up now while we can still sell these spectacular collector-quality music boxes at inflation-fighting low prices. Remember, the more you buy, the more you save! Use handy coupon below now while we still have full stocks on all music boxes.

**GREENLAND STUDIOS**

6922 Greenland Building, Miami, Florida 33059



"Hawaiian Couple" plays "Tiny Bubbles" 13333



"Gay '90's Girl" plays "Hello Dolly" 9681



"Love Remembered" plays "The Way We Were" 14563



"Paper Moon Duo" plays "It's Only a Paper Moon" 14562



"Summer Love" plays Theme from "Summer of '42" 14534



"Children in the Rain" plays "Raindrops Keep Falling . . ." 10238



"Love Doves" plays "People Will Say We're in Love" 11258



"Alpine Lad" plays "Little Drummer Boy" 12888

FOR OUR CREDIT CARD CUSTOMERS  
 (Master Charge or BankAmericard)



**NEW SPEED-ORDER PHONE-IN SERVICE**

FREE ON CHARGE ORDERS OF \$12 OR MORE  
 JUST DIAL 800-327-8351. FLA. CUSTOMERS DIAL 800-432-7521  
 (Do not use these numbers except to order merchandise)  
 CALL 8:30 TO 5:00 PM MON.-FRI. TO SAVE TIME.  
 PLEASE FILL OUT ORDER FORM BEFORE CALLING.

MAIL 10-DAY MONEY-BACK-GUARANTEE COUPON TODAY

**GREENLAND STUDIOS**  
 6922 Greenland Bldg., Miami, Fla. 33059

Rush the following imported music boxes:  
 (3 or more—\$3.99 ea. 2—\$4.50 ea. 1 for \$4.99)

How Many?	Catalog #	Price Each

Enclosed is check or M.O. for \$ \_\_\_\_\_

YOU MAY CHARGE MY:

- Master Charge       Diners Club  
 BankAmericard       American Express

Acct. # \_\_\_\_\_ Exp. Date \_\_\_\_\_

\*If using Master Charge, also indicate the four numbers above your name here \_\_\_\_\_

Name \_\_\_\_\_

Address \_\_\_\_\_

City \_\_\_\_\_

State \_\_\_\_\_ Zip \_\_\_\_\_

N.Y. & Fla. res. add appropriate sales tax.





*Soft and safe on shiny button wheels, Lee Lindeman's stuffed needlepoint train chugs along cheerily to gladden the heart.*

## Here's a merry mix of joys to make

**Lots of love, but little time or money, is what it takes to create these easy holiday whimsies. Put your fingers to work right now on our enchanting needlepoint, all made with the basic continental stitch. Then involve your whole family in whipping up tree brighteners from play dough. How-to section begins on page 75. — Ann B. Bradley**



*Stitch a little feline fun for the favorite child on your Christmas list. Lee Lindeman's stuffed needlepoint kitten with legs that move is certain to become a cherished toy. Or capture the ingenuous appeal of this bewiskered creature in needlepoint, 13½ by 12½ inches.*

*Shape and bake these tree trimmers from play dough. Toy shapes you can make (top), plus storybook characters are designed by Janet Nine. "Peanuts" family, Santa, Raggedy Ann and Andy (above) are made with little fuss, using Hallmark cookie cutters.*



She covers the fastest men on wheels,  
tours the world throughout the year.  
She's not about to smoke  
a boring cigarette.



Warning: The Surgeon General Has Determined  
That Cigarette Smoking Is Dangerous to Your Health.

Viceroy Longs has full-bodied flavor that doesn't flatten out. Always rich...always smooth...always exciting. Get a taste of Viceroy Longs. Get a taste of excitement.

**Viceroy Longs.**  
**Where excitement is now a taste.**

17 mg. "tar," 1.2 mg. nicotine, av. per cigarette, FTC Report Mar. 74





# Revive the magic of Christmas

By Catherine Marshall

It was our concern about the Stowes (not their real name) that inspired our family to a new kind of Christmas, some years ago. Not that the Stowes were poverty-stricken. Mr. Stowe was a schoolteacher who gave himself to his profession. As such he symbolized to us those respected citizens who serve selflessly and often with little pay. The Stowes had five children and lived in a house that was too small. We knew they never had any of those extras most of us take for granted.

One evening, shortly before Thanksgiving, the idea came to us: This year, why not take Christmas to the Stowes as a family project? There was instant excitement at the idea. "Could we take a present to each one?" 13-year-old Chester asked. "Oh, at least," Linda, our 16-year-old, enthused. "And lots of toys and good food," Jeffrey, our youngest, added, his eyes sparkling.

But it was my husband, Len, who made the best suggestion of all: "Wouldn't it be fun to keep the Stowes in the dark about who gave them a surprise Christmas?" All of us were enthusiastic; the secrecy added a spicy dimension. That first day, we gave ourselves research assignments. Detective work would be required on clothing sizes, special needs and tastes. Other ground rules were laid down: We were to *make* as many of the gifts as possible.

And our children were to save or earn the money for at least one gift from each of them.

We set up a large carton in the family room, and gradually, as Christmas neared, the box began to fill with gifts. Linda and I went through my recipe cards and dug out some favorites. After evenings of baking fun, the goodies were stored in airtight tins before being deposited in the big carton.

There was another evening of making ornaments for the Stowes' Christmas tree. Later, we made a Della Robbia wreath for their front door. Wired into the greens was real fruit.

For Mrs. Stowe I bought a silk slip lavish with lace, the kind of lingerie I imagined she would never treat herself to. Len had a similar idea for Mr. Stowe—a handsome sports shirt. Chester and Jeffrey each decided to give one of their cherished possessions: baseballs autographed by their particular major-league idols.

So it went: clothes and games, some special books and records, toys and eats, personal treasures right up to the top of the carton. Last of all came one of the few anonymous letters I have ever written. In it I explained to the Stowes that these gifts were to try to say to them how much their continual unselfish giving had meant to our family and others in the community.

Then, early on Christmas Eve, came the time we had anticipated so long. Our whole family climbed into the station wagon and drove to within a block of the Stowes'. Len sent the two boys ahead to see whether the family was at home. "No, nobody there," they reported a few minutes later. So we drove on to the house, then furtively left the box just outside the Stowes' door and cut out—*fast*—for home.

During the next weeks, Chester and Jeffrey kept bringing home scraps of conversation they had overheard at school about the Stowes' excitement over their mysterious Christmas box.

But whatever delight the Stowes received was as nothing compared to our joy and satisfaction. The children still glow whenever they speak of that Christmas.

Here is an answer for anyone wondering how to end the commercialization of the Great Exchange. Try this kind of giving and rediscover the magic of Christmas.







## Create a party setting in the holiday spirit

By Helene Brown

**“Our holiday season means all-out entertaining,” says Carla Rasten, a young Californian shown here with her husband, Kjell, and two children. “To welcome family and friends, every room extends Christmas greetings.”**



*Beribboned tree and greenery highlight festive mood in living room (above). Centerpiece in dining room (opposite) blends greenery, wheat, breads, flowers. Los Angeles designers Bartoli/Berry decked the Rastens' holiday home.*





*continued*





*Christmas Day begins with a traditional family breakfast for the Rastens. Their patchwork-draped table is graced with a mini topiary tree of walnuts, lemons and wheat—all repeated in baskets on wrought-iron baker's rack. Garlands swag white-shuttered windows and entwine around painted chandelier. Red-and-green tartan ribbon adds a seasonal touch to sunny room decor.*



*Magnificent wood-paneled dining room (above) is set for a lavish Christmas party. Pewter, silver and red-and-white floral napkins repeat holiday theme. Rich dessert buffet (left), the evening's climax, includes cherry-studded gingerbread, cookies and sugar-sprinkled brownies, spiced pears, mince pie, trifle and croquembouche, that towering delicacy of cream puffs and frosting.*







**The Rastens' entertaining varies from an informal weekend open house that starts off with mugs of hot mulled cider and delicious homemade cookies to an elaborate sit-down dinner that ends with a towering dessert spectacular. But the gathering the Rastens enjoy most is one that is just for them: On Christmas morning they share a family breakfast in a beautiful intimate setting. To make your own versions of holiday decorations that fill this splendid house, turn to our how-to section beginning on page 75.**




# Fabulous originals for your Christmas decorating

In southern California, where you're more likely to spend the holidays lolling beside a backyard pool than dashing through the snow, there's still bountiful evidence of traditional American spirit. The festive potpourri shown here and following is the work of leading designers who have embellished simple, basic materials in original ways. Their emphasis is on decorations you can adapt prettily from finds at the local boutique, bakery or supermarket or in your own backyard.



1 Greens and flowers encircling candlelight



2 Wreath of baby's breath, rolls and wheat



3 Wreath of silk flowers and bleached ferns





Owl of pinecone scales and seeds



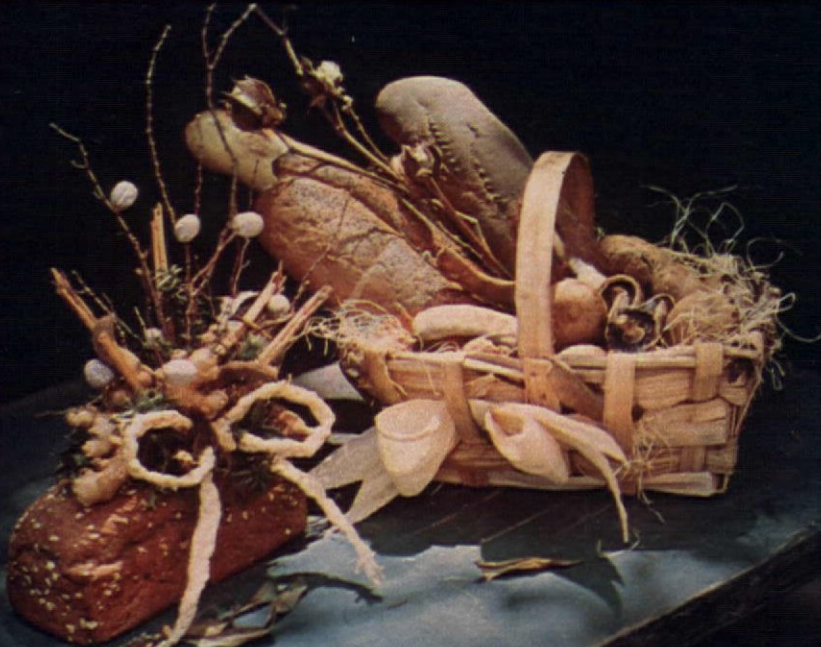
5 Cinnamon sticks, pinecones and greens in Yule log



6 Twigs, ribbons, nuts and berries on fabric wraps



7 Cones, nuts on strawflower wreath



8 Twigs and spices in corn-husk tied breads




9 Beribboned cinnamon bunches



## Decorations you can make as lovely gifts

Tabletop trims, centerpieces, wreaths, gift boxes for display—all add flavor and flair to your holiday home. And when made as gifts, you know they'll be received with joy because they bear the stamp of your handiwork. You can turn bags of gumdrops into a fairy-tale wishing well to delight a child, sculpt cookie dough into an enchanted cottage to place under a tree. Or make a fragrant culinary wreath to enliven a kitchen; the elements can be used in post-holiday soups and stews. Their fresh look and natural fragrance give your decorations and gifts seasonal appeal.


—Helene Brown




**19** Baskets filled with flowers, fruit, nuts



**20** Votive candle nestled in twigs



**21** Gumdrop wishing well



**22** Mossy succulent wreath that grows





**23** Dough-sculpted hen and chicks in basket



**24** Oranges-and-pine spray



**25** Azaleas and cones in basket



**26** Strawberry wreath entirely of ribbon



**27** Flowers on twig wreath



**28** Culinary wreath



**29** Ivy topiary tree




## Natural materials at their holiday best

The best of Christmas decorating is what you make yourself—from materials you find at hand. Take a cue from our design wizards, who have done wonders with naturals: holly leaves and pinecones, sprinklings of flowers—both fresh and dried—fruits, vegetables, nuts and berries, spices, breads and twigs. They have added ribbons and bows—and worked sweet miracles with candy.



**10** Shock of oats with ribbons, nuts, pinecones



**11** Citrus wreath with pinecones



**12** Mossy wreath of pods, berries, cones



**13** Straw wreath with pheasant feathers






**14** Twig basket and hearth broom



**15** Succulents and cedar



**16** Mini gumbdrop tree



**17** Frosting and cookie cottage



**18** Crèche with delicate plantings on bark-covered base



# 7 glittering egg treasures you can make and give

By Ann B. Bradley

*To achieve the lacy intricacy of this poinsettia egg (right), you'll need a lightweight bobby-size power tool. It's also essential for cutting out a great many sophisticated shapes, including hinged doors.*

*Cutouts from a Christmas card form background for a sparkly tree and wee mouse (below), in an egg fantasy we tell you how to make.*



*In double-door winter scene (above), tiny tree and figure are hand-sculpted of bakers' dough and then painted. Ready-mix spackle that does not crack provides snow effect, inside and out.*

*In this easy-to-make charmer (left), the tree is a craft-shop find, as is the low base. (So are all the stands shown). But you can make your own base from beads and metal filigree bits—even bottle tops.*



The egg inspires creativity. Its smooth surface can be decorated to perfection; its oval interior is ideal for a world of tiny happenings. Here are seven Christmas beauties to spur egg-craft enthusiasts—beginners as well as experts—to great new heights of expression. The large eggs are real goose eggs; the small ones, chicken eggs. All have been embellished by Irene Kuebler of Walco Co., nationwide suppliers of egg-decorating materials. Egg basics and how-tos for the two small creations are in special section beginning on page 75.

*Behind hinged door with its dramatic tear-drop shape (left), tiny deer frolic across a winter landscape. Trees and figures are sold in craft shops; snow is ready-mix spackle. Flat toothpicks are used to make fence on door.*

*Miracle of the Nativity glows from within one-door egg (left). Window effect is achieved by cutting into back, inserting "stained glass." All "gilded" figures and trimmings come from craft shops.*

*Mellow finish on pear-tree egg (left) is done with antiquing liquid from a craft shop. Partridge and fruit are shaped from bakers' dough; dried flower fragments form the tree.*





*Debbie Roth beckons from doorway of her home. Tammy looks out through candle glow of diamond-paned window.*

By Dorothy Lambert Brightbill

## Step into the warmth of Christmas



*Cones, pods, acorns form wreath.*



*Cranberry/evergreen garlanded copper post lantern is Nick's crafted gift to house.*

**For Debbie and Nick Roth, Christmas is as traditional as their handsome Maine garrison house. Color, charm and fragrant home-grown greenery make it a real New England holiday, in which everyone joins. Nick's contributions are shown, as is Debbie's flair for gift- and ornament-making. Mark, 13, is adept at string art. Tammy, 10, coats shingle scraps with painted cheer. Try your hand at some of these Christmas notions; see how-tos beginning on page 75.**



*Copper chandelier and decorative "pole" tree are Nick's handiwork.*







Debbie's tips: Turn potato-chip drum into sewing box by covering with pocketed gingham; put pet's gift in sack (top is slit for ribbon), tuck greens under bow.



Wrap a cookbook in linen kitchen towel; top with wood utensils, ribbon.



Front door gets inviting touch with fragrant evergreen wreath that is trimmed with tiny apples (left). Even a cutting board (right) gets into shape for Christmas.



Mark's string-art sailboat is a gift he made for his boatbuilder father.



"Kissing Ball" (above) is mistletoe, holly leaves and berries tied up with bells and ribbon. Stockings are hunting socks trimmed with doll (center) and boat (right).

Straw star set in an evergreen garland gives stair post a seasonal touch.





Sift flour, salt and 2 tablespoons granulated sugar into bowl. Stir in eggs and milk. Beat until smooth. Stir in melted butter or margarine. For each crepe, put 2 tablespoons batter into a warm, lightly greased 6- to 7-inch aluminum skillet, tilting pan to spread batter evenly and make a very thin crepe.



When crepe is delicately brown on underside, turn and brown other side. Set crepe on cookie sheet to cool. Repeat with remaining batter. For Crepes Suzette we recommend making crepes a few hours before serving and keeping them, wrapped, at room temperature. For other desserts, crepes may be made ahead, stacked and wrapped in transparent plastic wrap or aluminum foil and kept several days in the refrigerator.



At dessert time, combine  $\frac{1}{2}$  cup butter or margarine,  $\frac{1}{4}$  cup granulated sugar and orange peel and juice in a chafing dish or skillet. Heat, stirring constantly, until sugar dissolves. Add liqueur. Mix by rotating pan gently over the heat.




Dip a crepe into sauce. Fold crepe in four with a fork or spoon to form a wedge. Place it at side of pan. Repeat with rest of crepes. Pour the warm brandy over crepes. Sprinkle with superfine sugar. Ignite brandy. Baste with flaming brandy until flames die down. Serve at once. Makes 6 servings.



No. 73  
Cooking Lesson  
By Jacques Jaffry

# Crepes Suzette

Pancakes, tissue-thin and delicate, are called crepes in France. Laced with a butter-rich, orange-flavored sauce and given a final flourish of flaming brandy, they become famous Crepes Suzette, a dessert with drama.



## Crepes Suzette


- 1 cup all-purpose flour
- 1/4 teaspoon salt
- 2 tablespoons granulated sugar
- 3 eggs, beaten
- 1 1/4 cups milk
- 2 tablespoons melted butter or margarine
- 1/2 cup butter or margarine
- 1/4 cup granulated sugar
- 1 teaspoon grated orange peel
- 1/3 cup orange juice
- 1/4 cup orange liqueur
- 1/4 cup warm brandy
- 1/4 cup superfine sugar





By Lucy Wing

**T**here's no place busier or more festive, in the days before Christmas, than the kitchen. It's a wonderland of stirring and mixing, baking and tasting, where sugar and spice and other things nice are turned into captivating holiday-spirited cookies. We have a dozen delicious ones you can make—for your family to enjoy, to give as gifts or to leave at the fireside for Santa. They represent our special way of continuing the treasured tradition of home-baked cookies for the Yuletide season. Recipes for the easy-to-make cookies pictured here begin on page 68.



## Cookies for Christmas







*Border: Golden Spice Cookie Kids,  
Holiday Cookies. On tray, left to right:  
Strawberry Squares, Peppermint-Chocolate Sandwiches, Apricot  
Cornucopias, Festive Fruitcake Cups, Cherry-Apple  
Bars, Orange Bonbon Cookies, Chocolate-Edged Mint  
Wafers, Pistachio-Almond Logs,  
Swirled Lemon Cookies, Cereal Macaroons.*



# Take a little Citrus

By Frances M. Crawford  
Years ago, finding an orange in your Christmas stocking was a rare treat. Today, oranges are available year-round, and *all* the jewel-like citrus fruits can sparkle on your holiday table in a variety of tempting creations. Recipes for those pictured, and more, each with the zest of orange, lemon, tangerine, grapefruit or lime, begin on page 72.



*Baked Citrus Squash*



*Grapefruit Salad Orientale*



*Steamed Orange Pudding*



*Chicken Piccata*

*Lemon Butter*




*California Wine Jelly*





# Good-bye junk snacks. Hello Quaker Natural.

Of all the snacks children love, one is now a natural cereal. No artificial colors, flavors, or preservatives. Just a mixture of nine\* fresh fruits, nuts and grains sweetened with honey and brown sugar and toasted in a warm, Quaker oven. The No. 1 natural cereal.



\*Also available without raisins and dates.



# Decorating Cookies

The Christmas season seems the ideal time for you to perfect the cookie-making art, for now is when giving—and eating—cookies is most enjoyed. Decorating your cookies with frosting makes them festive and special, and there are several ways to do it. You can use any of a number of decorating tips with a commercially made metal tube (or bag of plastic or cloth) available from housewares shops. Or you can buy tubes or pressurized cans of frosting in the supermarket, or even fashion a cone yourself from paper or parchment.

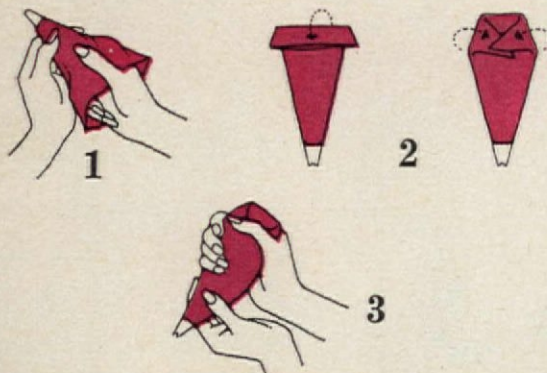
Learning to decorate with frosting takes time and a little patience. Try it first on an inverted cake or pie pan. Don't be discouraged if your initial attempt is not a work of art—subsequent ones will be better.

## THE FROSTING

Frosting for the tube, bag or cone should be soft enough so it can be forced or pressed through, yet stiff enough to hold the design. Make it with packaged frosting as in the Golden Spice Cookie Kids recipe on page 70 or, if you prefer, with this simple recipe:

### Decorator frosting:

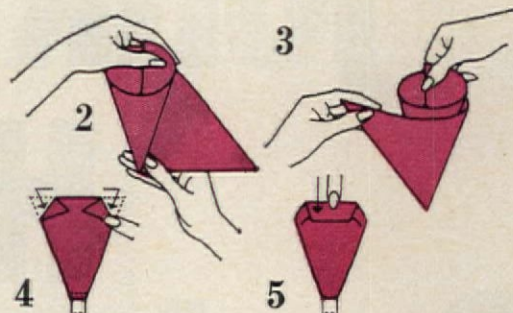
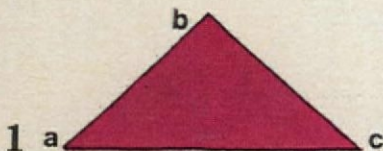
Beat 1 egg white slightly. Add 2 to 2½ cups sifted confectioners' sugar gradually. Beat until stiff.



## THE DECORATING TOOLS

### To use a decorating or pastry bag:

1. Insert metal tip into bag from top and fit it tightly into place with your finger.
2. Fill a bag about half full with frosting. Fold top of bag down, then fold sides in as shown.
3. Hold bag with one hand near the top and the other one lower down to guide the tip. For most decorating, hold the bag at a 45° angle. Press gently but firmly with the upper hand. It will take practice for you to learn just how much pressure to apply.



### To make and use a paper cone:

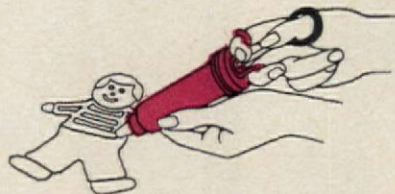
1. Fold a 12-inch square of wax paper on the diagonal to form a triangle, as shown (bottom, left).
2. Hold the triangle in one hand with the long side at the bottom and your thumb at the center. Bring corner A up to point B. Hold points A and B together.
3. Bring corner C around cone until it meets points A and B. Fasten at seam with tape.
4. Half-fill cone with frosting. Fold corners in.
5. Fold top down. Snip off tip end in a straight or notched line. Hold top of cone in one hand and put other hand near tip to guide it. Press frosting in design.



### To use a decorating tube:

Insert desired tip and secure with its screw ring. Fill tube with frosting and screw on top.

Put your thumb through the ring of the plunger and your index and middle fingers under the curved guard pieces on top of tube. Place other hand on tube to act as a guide for tip. Depress plunger to force frosting through tube and tip.



### Decorating a cookie:

Decoration may be put on a plain or frosted cookie. For cookie decorations like those on pages 62-63, use a plain or writing tip, or cut paper cone in straight line. Hold tool at a 45° angle and press the frosting out in straight lines for sleeves, sweaters, collars and other details. Thin curved lines make mouths and eyebrows. Press a little firmer and with a slight twist to make the hair. For the tiny dots you see on some cookies, hold tool straight up and press gently. Add your own touch with colored decors to finish cookies.



# The original play dough.

Nothing's more creative, more rewarding, or more basic than baking. And baking's both fun and an economical way to feed your family. Fleischmann's Basic Oatmeal Dough is a whole new way of baking that starts with just one simple, nutritious recipe.

Follow it exactly and you've got old-fashioned oatmeal bread. Give the dough a twist and you'll get rolls. Add walnuts, and pretty soon you'll be serving your family walnut bread.

It's that simple. Why not open a package of Fleischmann's® Yeast and start with the basic recipe. Then, divide it up to make one or more of these tempting ideas. But don't stop there. Because creativity's the whole idea behind this basic recipe: Experiment. Design. Let your imagination go wild. And pretty soon you'll find there's no more fun than baking, especially if you're baking with Fleischmann's Yeast.

In a large bowl thoroughly mix 1 c. flour, 1½ tsp. salt and 1 package undissolved Fleischmann's Active Dry Yeast.

Combine 1⅓ c. water, ¼ c. milk, ¼ c. molasses and ¼ c. margarine in a saucepan. Heat over low heat until liquids are very warm (120°F-130°F). Add to dry ingredients and beat 2 minutes at medium speed of electric mixer, scraping bowl occasionally. Add 1 egg, 1 c. steel cut or old-fashioned oatmeal, and ½ c. flour. Beat at high speed 2 minutes, scraping bowl occasionally. Stir in enough flour (3½-4 c.) to make a stiff dough. Turn out onto lightly floured board; knead until smooth and elastic, about 8 to 10 minutes. Place in greased bowl, turning to grease top. Cover; let rise in warm place, free from draft, until doubled in bulk, about 1 hour. Punch dough down. Proceed according to directions below for desired shape or shapes.

**Round loaves:** Divide dough in half. Shape each half into a smooth round ball. Place on a greased baking sheet. Flatten slightly. Cover; let rise until doubled, about 1 hour. Bake at 400°F. about 30 minutes, or until done. Remove from baking sheet and place on wire racks to cool.

**Rolls:** Divide dough in half; divide each half into 12 equal pieces. Form each piece into a pencil-shaped 9-inch roll. Hold one end of dough firmly and wind dough loosely around; tuck end underneath. Place on a greased baking sheet. Cover; let rise until doubled, about 1 hour. Bake at 375°F. about 15 minutes, or until done. Remove from baking sheet and cool on wire racks.

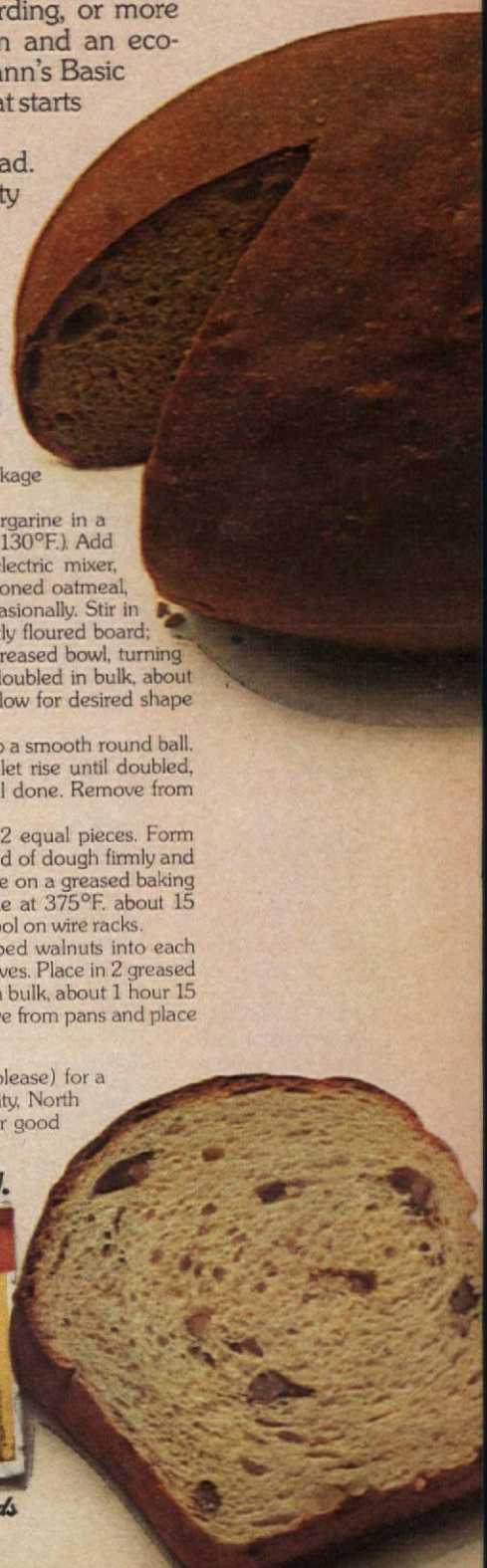
**Walnut bread:** Divide dough in half. Knead ⅓ c. chopped walnuts into each half. Roll each half to a 8 x 12-inch rectangle. Shape into loaves. Place in 2 greased 8½ x 4½ x 2½-inch loaf pans. Cover; let rise until doubled in bulk, about 1 hour 15 minutes. Bake at 400°F. about 30 minutes, or until done. Remove from pans and place on wire racks to cool.

For more tempting baking ideas, send your name and address plus 50¢ (no stamps please) for a copy of Fleischmann's Bake-it-Easy Yeast Book to: Fleischmann's Yeast, Box 1396, Elm City, North Carolina 27898. Allow 4-6 weeks for delivery. No orders accepted without Zip Code. Offer good only in U.S.A. while supply lasts. Void where prohibited or restricted.

## Fleischmann's Yeast. Bake someone happy.



Another fine product of *Standard Brands*





## Cookies

[continued from page 62]

### KEY TO NUTRITION RATINGS

To assist you in meal planning, each of our recipes lists not only the number of servings, but also the calorie (cal.), protein (P.), fat (F.) and carbohydrate (C.) content one serving provides. A recipe will also be designated a vitamin source if a serving supplies 20 percent or more of the recommended daily allowance.

(All recipes are pictured in color on pages 62-63.)

### Strawberry Squares

Makes 70 cookies. Each cookie: 46 cal.; .6 gm. P.; 2.7 gms. F.; 5 gms. C.

- 1 cup butter or margarine
- ½ cup sugar
- 1 package (3 ounces) strawberry-flavored gelatin
- 1 egg yolk
- 1 teaspoon almond extract
- ½ teaspoon baking powder
- 1½ to 2 cups unsifted all-purpose flour
- 1 egg white
- Red sugar crystals

Beat butter or margarine in large bowl until fluffy. Add sugar and gelatin gradually. Add yolk and extract; beat well. Stir in baking powder and 1½ cups flour or enough to make a soft dough. Spread or pat dough evenly in buttered 15½x10½-inch jelly-roll pan. Heat oven to 300°. Beat egg white with fork until foamy. Brush over dough. Sprinkle top with sugar crystals. Bake 1 hour or until firm on top. Remove from oven; set pan on wire rack. Cut into about 1½-inch squares (7 long strips, 10 crosswise) while still warm. Cool cookies completely in pan.

### Cereal Macarons

Makes 3½ dozen. Each cookie: 71 cal.; 1.5 gms. P.; 3 gms. F.; 7.7 gms. C.

- 1 can (14 ounces) sweetened condensed milk
- 1 can (3½ ounces) flaked coconut (1½ cups)
- 2 cups crisp rice cereal
- 1 cup finely chopped walnuts
- 2 teaspoons vanilla
- ⅛ teaspoon salt
- 1 package (1½ ounces) candy-coated chocolate candies

Heat oven to 350°. Combine milk, coconut, cereal, walnuts, vanilla and salt in bowl until well mixed. Shape cookies with 2 teaspoons; Scoop up mixture with one spoon and press firmly into round mound with bowl of other spoon. Push mound off spoon onto well-greased and floured cookie sheets, placing cookies 2 inches apart. Press a candy in center of each. Bake 15 minutes or until cookies are firm. Transfer immediately to wire racks with broad spatula. Cool.

### Swirled Lemon Cookies

Makes 4½ dozen. Each cookie: 72 cal.; .9 gm. P.; 4 gms. F.; 8 gms. C.

- 1 cup butter or margarine
- 1 package (3 ounces) cream cheese
- 1 cup sugar
- 1 egg, beaten
- 1 tablespoon finely grated lemon peel
- 1 tablespoon lemon juice
- 1 teaspoon baking powder
- 2½ to 2¾ cups unsifted all-purpose flour

#### About 6 maraschino cherries

Beat butter or margarine and cheese in bowl until fluffy. Add sugar gradually; beat well. Add egg, lemon peel and juice. Tint dough with yellow food coloring, if desired. Mix in baking powder. Stir in 2½ cups flour or enough to make a soft dough. Pat cherries dry with paper towels; cut into ¼-inch pieces.

Heat oven to 375°. Spoon small amount of dough into pastry bag fitted with a large star tip. Pipe swirls of dough into paper-lined 1¾-inch muffin-pan cups. Put a piece of cherry in center of each. Bake 15 minutes or until light golden brown. Remove from pans; transfer to wire racks. Cool.

### Chocolate-Edged Mint Wafers

Makes 5 dozen. Each wafer: 59 cal.; 1 gm. P.; 3 gms. F.; 10 gms. C.

- ½ cup butter or margarine
- 1 cup sugar
- 1 large egg
- 1 teaspoon mint extract
- ¼ teaspoon green food coloring
- 1½ to 2 cups unsifted all-purpose flour

#### 1 package (10 ounces) sugar-cookie mix

- 1 large egg
- 2 squares (1 ounce each) unsweetened chocolate, melted and cooled

Beat butter or margarine, sugar, 1 egg, extract and food coloring in large bowl until fluffy. Stir in 1½ cups flour until soft dough forms. Stir in enough remaining flour with spoon until dough is stiff and holds its shape. Shape dough into 2 rolls, each about 1½ inches in diameter and 8 inches long. Set aside.

Combine sugar-cookie mix, 1 egg and chocolate in bowl until soft dough forms. Turn dough out on lightly floured surface; knead until chocolate is blended in and dough is smooth. Divide dough in half. Roll 1 half between 2 sheets wax paper into a 6½x8-inch rectangle. Remove top sheet of paper. Place mint roll along long edge of chocolate dough. Roll up, lifting away paper, to enclose mint dough in chocolate dough. Press firmly after each turn; seal seam. Wrap roll in wax paper; press into square-shaped roll. Repeat with other half of dough. Chill.

Heat oven to 400°. Cut dough into ¼-inch slices with sharp knife. Reshape slices into perfect squares, if necessary. Place 1 inch apart on ungreased cookie sheets. Bake 10 minutes. Transfer cookies to wire racks with broad spatula. Cool completely.

### Festive Fruitcake Cups

Makes 5 dozen. Each one: 94 cal.; 1 gm. P.; 3.6 gms. F.; 14 gms. C.

- ½ cup diced candied orange peel
- ½ cup candied red cherries
- ½ cup candied green cherries
- 1 cup golden raisins
- 1 cup currants
- ½ cup brandy
- 5 egg yolks
- ½ cup sugar
- 1 cup butter or margarine
- ½ cup sugar
- 1 teaspoon lemon juice
- 2 cups unsifted all-purpose flour
- 1 teaspoon ground nutmeg
- 5 egg whites

Finely chop candied peel and cherries. Put into bowl; add raisins, currants and brandy. Toss. Cover with plastic wrap. Let stand 24 hours in cool place or refrigerator until fruit absorbs all of the liquid.

Beat yolks in small bowl until foamy. Add ½ cup sugar gradually. Beat until thick and pale yellow; set aside. Beat butter or margarine with ½ cup sugar until fluffy. Stir in yolk mixture and lemon juice. Add flour and nutmeg; stir until blended. Stir in fruit mixture. Beat egg whites until stiff but not dry. Fold whites into batter. Heat oven to 325°. Spoon batter into paper-lined 1¾-inch muffin-pan cups, filling them two-thirds full.

Bake 30 minutes or until top springs back when lightly touched. Transfer to wire racks. Cool completely. Store in single layer in airtight container. Garnish with green candied pineapple cut into holly-leaf shapes and red candied cherries cut into the shape of small berries, if desired.

### Pistachio Almond Logs

Makes 3 dozen. Each one: 87 cal.; 1.8 gms. P.; 5.6 gms. F.; 7.7 gms. C.

- 1 package (11 ounces) pie-crust mix or pie-crust mix for 2-crust pie
- ½ cup ground almonds
- ½ cup confectioners' sugar
- 2 egg yolks
- 1 teaspoon almond extract
- 2 egg whites
- ¾ cup finely chopped shelled pistachio nuts
- ¼ cup sugar

Combine pie-crust mix, almonds and confectioners' sugar in bowl. Add egg yolks and extract; toss with fork until well mixed. Gather mixture into ball. If mixture is too dry to cling together, add water, a teaspoon at a time. Knead dough a few times on lightly floured surface until smooth. Heat oven to 400°.

Divide dough into 12 pieces. Shape each piece into a 12-inch-long roll. Cut each roll into thirds crosswise. Beat egg whites until foamy in shallow dish. Combine pistachio nuts and sugar in another shallow dish. Dip logs into whites; coat with sugared nuts. Place 1 inch apart on greased baking sheet. Bake 12 minutes or until golden. Transfer to wire racks with broad spatula; cool.

(continued)





When Wish-Bone people say welcome, they do it with good fun and good food. And that's where Wish-Bone Italian Dressing belongs. Perfectly balanced, perfectly blended. For real Italian flavor. Wish-Bone. For people who really like salads.

**The Wish-Bone® Just-Moved-In Party.  
For people who really like salads.**



[continued]

## Holiday Cookies

**Makes 6 dozen.** Each unfrosted cookie (amounts of frosting and decors are variables, thus difficult to calculate): 61 cal.; .8 gm. P.; 2.7 gms. F.; 11 gms. C.

- 1 cup butter or margarine
- 2 cups sifted confectioners' sugar
- 2 large eggs, beaten
- 2 teaspoons baking powder
- 1 teaspoon vanilla
- ½ teaspoon almond extract
- 3½ to 3¾ cups unsifted all-purpose flour

Pressurized 4½-ounce cans cake and cookie decorator icing or 4¼-ounce tubes decorating icing in green, pink, red, yellow or blue

### Assorted candy decors

Beat butter or margarine and sugar in large bowl until fluffy. Add eggs, baking powder, vanilla and almond extract; beat well. Stir in 3 cups flour. Stir in enough remaining flour with spoon until dough is stiff and holds its shape. Cover. Chill 2 hours or freeze 20 minutes.

Heat oven to 375°. Divide dough in half. Roll out one half (keep other half chilled) on floured surface to ⅛-inch thickness. Cut into any of the shapes suggested below with floured cutters or by tracing with a sharp knife around a cardboard pattern you've made. Place, 1 inch apart, on greased cookie sheets. Bake 7 to 8 minutes or until golden. Transfer to wire racks with broad spatula; cool. Save dough trimmings and reroll all at one time. Repeat with other half of dough. Decorate or ice the cookies as desired.

**WREATHS:** Cut dough with 2½-inch doughnut cutter or round cutter. Using green icing with leaf-shaped tip, pipe icing on cookies in overlapping leaves. Add clusters of berries made of red cinnamon candies.

**BELLS:** Cut dough with bell-shaped cutter. Using blue icing with plain tip, outline cookies or make curls on cookies. Decorate with silver dragées.

**CHRISTMAS TREES:** Cut dough with tree-shaped cutter. Using green icing with leaf-shaped tip, pipe overlapping leaves on cookie until covered. Sprinkle tree with multicolored nonpareils. Make star with yellow icing.

**GIFT BOXES:** Make a cardboard pattern of a box. Place on dough; cut around pattern with sharp knife. Cover cookie with icing; dip in colored sugar crystals. Pipe a ribbon and bow of icing around box.

**ORNAMENTS:** Cut dough with round or marquise-shaped cutters. Or cut dough with round, scalloped cutter; cut out center with smaller, fancy-shaped cutter. Using icing with plain tip, outline cookies or spread icing in certain areas and dip in colored sugar crystals. Decorate with silver dragées.

## Peppermint-Chocolate Sandwiches

**Makes 5 dozen.** Each cookie: 83 cal.; .77 gm. P.; 4 gms. F.; 10.8 gms. C.

- 1 cup butter or margarine
- ¾ cup sugar
- 2 squares (1 ounce each) unsweetened chocolate, melted and cooled
- 3 egg yolks
- 1½ teaspoons vanilla
- 2 to 2¼ cups unsifted all-purpose flour
- 1 can (16.5 ounces) ready-to-spread vanilla frosting
- ½ cup finely crushed hard red-striped peppermint candies

Beat butter or margarine and sugar in large bowl until fluffy. Add chocolate, egg yolks and vanilla; beat well. Stir in 2 cups flour or enough to make a soft dough. Heat oven to 400°.

Spoon some dough into cookie press fitted with leaf-shaped disc. Press dough, 1 inch apart, onto ungreased cookie sheets. Bake 7 to 10 minutes or until cookies are firm. Transfer to wire rack with broad spatula. Cool.

Measure 1 cup frosting; place in bowl. Use leftover frosting for cupcakes or other cookies. Add crushed candies to frosting in bowl; stir until well mixed. Spread frosting on half the cookies. Sandwich with remaining cookies.

## Orange Bonbon Cookies

**Makes 4 dozen.** Each cookie: 97 cal.; .66 gm. P.; 3.8 gms. F.; 15 gms. C.

- 1 cup butter or margarine
- ½ cup confectioners' sugar
- ¼ teaspoon salt
- ½ teaspoon vanilla
- 2 to 2¼ cups unsifted all-purpose flour
- 1 tablespoon grated orange peel
- 1 package (1 pound) confectioners' sugar, sifted
- ⅓ cup orange juice
- 1 teaspoon orange extract
- 2 drops red food coloring
- 6 drops yellow food coloring

Beat butter or margarine, ½ cup confectioners' sugar, salt and vanilla in large bowl until light and fluffy. Stir in 2 cups flour and orange peel with spoon. Add enough remaining flour, if necessary, to make dough firm and not sticky to the touch. Shape dough into 6x8-inch rectangle; wrap in wax paper. Chill dough 3 hours or freeze ½ hour.

Heat oven to 400°. Cut dough into 6 strips lengthwise; then cut across into 8 strips. Roll pieces of dough gently between palms of hands to form balls about 1 inch in diameter. Place about 1 inch apart on ungreased cookie sheet. Bake 10 to 12 minutes or until light golden. Transfer to wire racks with spatula; cool.

Combine 1 package sugar, orange juice, extract and food coloring in bowl; beat until smooth. If icing is too thick for dipping cookies, add water, ½ teaspoon at a time, until icing is spoonable. Put cookies, about 6 at a

time, in icing. Toss gently with flour until coated. Lift out cookies and place, rounded side up, on wire rack over wax paper or flat pan. Let excess icing drip onto paper or pan. If needed, scrape up icing and return to bowl to use, stirring until smooth. Let icing set; trim icing at base of cookies. Decorate top with silver dragée in center and cherry slices around, if desired.

## Golden Spice Cookie Kids

**Makes 2 dozen.** Each unfrosted cookie (amounts of frosting and decors are variables, thus difficult to calculate): 99 cal.; 1.35 gms. P.; 4 gms. F.; 14.2 gms. C.

- ½ cup butter or margarine
- ½ cup light brown sugar, firmly packed
- ¼ cup sugar
- 1 large egg, beaten
- 1¾ to 2 cups unsifted all-purpose flour
- ½ teaspoon baking powder
- 1 teaspoon ground cinnamon
- ½ teaspoon ground nutmeg
- ½ teaspoon ground cloves
- 1 teaspoon vanilla
- 1 package (15.4 ounces) vanilla frosting mix

### Assorted food coloring Assorted candy decors


Beat butter or margarine in large bowl until fluffy. Add sugars gradually. Add egg; beat well. Add 1¾ cups flour, baking powder, spices and vanilla; beat until blended. Stir in enough remaining flour with spoon until dough is stiff. Wrap in wax paper. Chill at least 3 hours or freeze ½ hour.

Heat oven to 350°. Divide dough in half. Roll out one half (keep other half chilled until ready to use) on well-floured surface to ⅛-inch thickness. Cut out with floured, kid-shaped cookie cutter. Transfer with broad spatula to lightly greased cookie sheets, placing cookies about 1 inch apart. Bake 15 minutes or until golden. Transfer to wire racks; cool. Save all dough trimmings; reroll all at one time.

Prepare frosting mix according to package directions. Divide frosting among 5 small bowls. Tint 1 each with red, yellow, green and blue coloring, leaving 1 bowl of frosting white. Make 5 paper decorating cones, 1 for each color. To make a cone, fold a 12-inch square of wax paper on the diagonal to form a triangle. Hold in right hand with long side of triangle at bottom and thumb at center. Bring left corner up to center point to shape cone. Hold left corner and center corner together. Bring right corner around cone to meet 2 other corners. Fasten outside seam with tape. If you have small decorating tips, snip off ends of cones and insert here. Fill cone with frosting. Fold top down. Without tips, snip off end in straight or notched line after filling. Decorate cookie kids with frosting and colored candy decors or chocolate sprinkles.

(continued)





## FOR MORE OF A WOMAN

You demand a little more of things. Like a toggle sweater that doubles as a great coat.

A Bottega Veneta tote bag you can carry the world in. And your Premium Length Salem. That's just your style.

## MORE OF A SALEM

Salem Premium Length. Designed a little longer to refresh a little longer.

Extra Length



Warning: The Surgeon General Has Determined  
That Cigarette Smoking Is Dangerous to Your Health.

© 1974 R. J. REYNOLDS TOBACCO CO.  
20 mg. "tar", 1.4 mg. nicotine av. per cigarette,  
FTC Report MAR. '74.



[continued]

### Cherry-Apple Bars

Makes 3 dozen. Each one: 145 cal.; 2 gms. P.; 6.6 gms. F.; 20 gms. C.

- 1 package (20.5 ounces) honey spice nut cookie mix
- ¼ cup melted butter or margarine
- 2 large eggs, beaten
- 1 cup wheat germ
- 1½ pounds green cooking apples, pared, cored and thinly sliced
- 1 can (4 ounces) shredded coconut
- 1 jar (8 ounces) red maraschino cherries, well drained and cut into halves
- ¼ cup sugar
- 3 tablespoons cornstarch

**Flour**  
Combine cookie mix, butter or margarine, eggs and wheat germ in bowl until well mixed. Spread half of mixture in well-greased 13x9x2-inch baking pan. Combine apples, coconut, cherries, sugar and cornstarch in another bowl. Press apple mixture over cookie layer in pan. Heat oven to 350°. Sprinkle flour lightly on other half of cookie dough. Roll dough between 2 sheets of wax paper to 13x9-inch rectangle. Remove top sheet of paper. Invert dough over apple layer in pan. Seal dough along sides of pan. Remove paper. Bake 40 minutes or until top springs back when lightly touched with fingertip. Set pan on wire rack; cool. Cut cookies into 4 long strips, then crosswise into 9 sections to form bars.

### Apricot Cornucopias

Makes 33 cookies. Each cookie: 80 cal.; 1 gm. P.; 2.7 gms. F.; 12.8 gms. C.

- 2½ cups sifted cake flour
- ½ cup sugar
- ½ cup pure vegetable oil
- 1 teaspoon baking powder
- ½ teaspoon salt
- 1 tablespoon grated lemon peel
- 2 large eggs
- ¾ cup apricot preserves
- 1 egg yolk
- 2 teaspoons water

Combine flour, sugar, oil, baking powder, salt, peel and eggs in large bowl; mix well. Gather dough into ball; sprinkle with flour. Wrap in wax paper. Chill 1 hour or until dough is firm enough to handle. Heat oven to 350°. Divide dough in half. Roll one half (keep other half chilled) on floured surface to ¼-inch thickness. Cut into circles with floured 3-inch scalloped cookie cutter. Place circles, about ½ inch apart, on aluminum foil-lined cookie sheets. Spoon about 1 teaspoon preserves into center of circle; spread toward one edge. Bring one-third of circle over preserves, exposing edge. Bring other third of circle over first fold to form cornucopia. Beat yolk and water in bowl; brush on each cornucopia. Bake 15 minutes or until golden. Transfer to wire rack with broad spatula. Cool. Reroll trimmings and repeat with other half of dough.

## Citrus

[continued from page 64]

### Fresh California Wine Jelly

(pictured on page 64)

Makes 5 glasses. Each glass: 598 cal.; .37 gm. P.; .1 gm. F.; 147 gms. C. Source of vitamin C.

- 2 tablespoons very thin slivered orange peel
- ½ cup orange juice
- ¾ cup grapefruit juice
- ¾ cup port wine
- 3½ cups sugar
- ½ of 6-ounce bottle liquid pectin

#### Paraffin

Combine all ingredients except pectin and paraffin in heavy saucepan; stir over low heat until blended. Bring to boiling over high heat; boil 1 minute, stirring constantly. Remove from heat. Immediately stir in liquid pectin; skim off foam, if necessary. Ladle into five 8-ounce sterilized jelly glasses. (For gift giving, you can use fancy glass containers.) Cover at once with ⅛-inch thickness hot paraffin.

### Lemon Butter

(pictured on page 64)

Makes 2½ cups. Each tablespoon: 56 cal.; .5 gm. P.; 1.6 gms. F.; 10.4 gms. C.

- 3 medium-size lemons
- 3 eggs
- ¼ cup butter or margarine
- 2 cups sugar
- ⅛ teaspoon salt

Grate peel of lemons; squeeze to make ½ cup juice. Beat eggs in top of double boiler. Add lemon peel and juice, butter or margarine, sugar and salt. Cook over boiling water, stirring constantly, about 15 minutes or until thick and smooth. Keep refrigerated. Spread on hot biscuits, muffins, nut bread or toast.

### Holiday Punch Bowl

Makes 28 ½-cup servings. Each serving: 102 cal.; .58 gm. P.; 28 gm. F.; 20.7 gms. C. Source of vitamin C.

- 1 cup sugar
- 1 cup water
- 1 teaspoon whole cloves (about 22)
- 3 pieces stick cinnamon, each about 2 inches long
- 2 quarts orange juice
- 1 bottle (1 quart) cranberry juice cocktail
- ¼ cup lemon juice

- 1 to 1½ cups light rum, if desired

Combine sugar, water, cloves and cinnamon sticks in large saucepan. Simmer 15 minutes; remove spices. Add orange, cranberry and lemon juices; heat, but do not boil. Add rum. Pour into heatproof punch bowl. Float thin slices of orange and lemon on top of punch to garnish, if desired. Serve hot.

ALL RECIPES TASTE-TESTED IN AMERICAN HOME KITCHENS

## Grapefruit Salad Orientale

(pictured on page 64)

Makes 8 servings. Each serving made with oranges—209 cal.; 5 gms. P.; 12.2 gms. F.; 23 gms. C. Source of thiamine, vitamins A and C. Made with tangerines—205 cal.; 5 gms. P.; 12.2 gms. F.; 22 gms. C. Source of vitamins A and C.

- ⅓ cup pure vegetable oil
- 3 tablespoons grapefruit juice
- 2 tablespoons wine vinegar
- 1 tablespoon soy sauce
- ½ teaspoon salt
- ⅛ teaspoon hot-pepper sauce
- 1 package (10 ounces) fresh spinach
- 3 large grapefruit, peeled and sectioned
- 3 large oranges, peeled and sectioned, or 4 large tangerines, peeled and sectioned
- 1 can (6 ounces) water chestnuts, drained and thinly sliced
- ¼ pound fresh mushrooms, sliced
- 6 slices bacon, cooked, drained and crumbled

Combine oil, grapefruit juice, vinegar, soy sauce, salt and hot-pepper sauce. Chill. Wash spinach thoroughly; dry; break into bite-size pieces. Arrange bed of spinach in large salad bowl; arrange grapefruit and orange or tangerine sections and water chestnuts over spinach. Cover and chill. To serve, add mushrooms and bacon. Pour on chilled dressing. Toss well.

### Baked Citrus Squash

(pictured on page 64)

Makes 6 servings. Each serving: 292 cal.; 3.6 gms. P.; 12 gms. F.; 49 gms. C. Source of vitamins A and C.

- 3 acorn squash
- 6 tablespoons butter or margarine
- 6 tablespoons brown sugar
- 1 tablespoon grated orange peel
- ½ teaspoon salt
- 3 oranges, peeled and sectioned (about 1½ cups)
- 1 grapefruit, peeled and sectioned
- ¼ cup golden raisins

Heat oven to 375°. Wash squash. Place whole in baking pan; add ¼-inch depth of water to pan. Bake 40 to 45 minutes or until almost tender. Remove from oven; halve squash; scoop out seeds. Return squash to baking pan, cut sides up. Fill center of each half with 1 tablespoon butter or margarine, 1 tablespoon brown sugar and ½ teaspoon orange peel; sprinkle with salt; divide fruits among squash. Bake 15 to 25 minutes or until tender.

### Chicken Piccate



(pictured on page 64)

Makes 6 servings. Each serving: 270 cal.; 33.5 gms. P.; 11.4 gms. F.; 7 gms. C. Source of niacin and vitamin C.

- 3 whole chicken breasts, skinned and boned
- ⅓ cup flour
- 1½ teaspoons salt
- ¼ teaspoon pepper
- ¼ cup butter or margarine
- ¼ cup lemon juice
- 1 lemon, thinly sliced
- 2 tablespoons chopped parsley



# Take the nightmare out of building your dream house



## 47 CREATIVE HOMES THAT STARTED AS BARGAIN BUILDINGS

by Jean and Cle Kinney  
A barn, an old schoolhouse, even a church. Everywhere you look there are inexpensive buildings you can find, remodel, and live in in luxury. And this is the book that shows you how. How to buy the building. How to remodel it in your own style. How to avoid inflated construction costs, spiraling mortgage rates, and boring blueprints. 47 of America's most attractive and unusual homes are chronicled here. Many that started as wrecks, went on to win prizes. Complete with 400 photographs, floor plans, site drawings, and charts, this book can start you winning too. \$10.00

At your bookseller or direct from:



**FUNK & WAGNALLS**  
Dept. MTAH  
666 Fifth Avenue, New York, N.Y. 10019

Please rush me \_\_\_\_\_ copies of *47 Creative Homes* @ \$10.00 ea.  
I enclose  check  money order for \$ \_\_\_\_\_ total. (Please add sales tax where applicable.)

NAME \_\_\_\_\_

ADDRESS \_\_\_\_\_

CITY \_\_\_\_\_ STATE \_\_\_\_\_ ZIP \_\_\_\_\_

Cut boned chicken breasts in half lengthwise down the center to make 6 pieces. Pound them between pieces of wax paper and flatten to cutlets. Combine flour, salt and pepper. Press chicken cutlets into flour mixture, coating well; chill on flat tray. Heat butter or margarine in large skillet. Sauté cutlets 9 to 10 minutes on each side or until well browned and cooked through. Drain cutlets; keep warm. Stir lemon juice and slices into pan drippings; heat, but do not boil. Spoon juices and lemon slices over chicken. Sprinkle with parsley. Serve with hot, buttered noodles, if desired.

### Fruited Lamb Shanks

Makes 6 servings. Each serving: 1,163 cal.; 59.6 gms. P.; 96.5 gms. F.; 11 gms. C. Source of thiamine, riboflavin, niacin and vitamin C.

- 6 small lamb shanks
- 2 teaspoons salt
- ¼ teaspoon pepper
- 1 teaspoon curry powder
- ½ teaspoon paprika
- 2 tablespoons pure vegetable oil
- 1 clove of garlic, minced
- 1 onion, thinly sliced
- 1 tablespoon grated orange peel
- 1 cup orange juice
- ¼ cup lemon juice
- 3 tablespoons cornstarch
- 3 tablespoons water

Wipe lamb shanks. Combine salt, pepper, curry powder and paprika; press shanks into mixture, coating

evenly. Brown shanks well in hot oil in large Dutch oven. Add garlic and onion; brown lightly. Add orange peel and orange and lemon juices. Simmer, covered, 1½ to 2 hours or until lamb is tender. Blend cornstarch and water to a smooth paste. Remove lamb shanks to serving dish; keep warm. Blend cornstarch mixture gradually into cooking liquid, stirring constantly. Cook 1 minute, stirring constantly. Pour hot gravy over shanks. Serve with hot fluffy rice and chutney, if desired.

### Glazed Lemon Spareribs

Makes 4 servings. Each serving: 1,122 cal.; 40.6 gms. P.; 89.7 gms. F.; 37.4 gms. C. Source of riboflavin, niacin and vitamin C.

- 2 teaspoons grated lemon peel
- ½ cup brown sugar, firmly packed
- ¾ cup lemon juice
- 3 tablespoons soy sauce
- ¼ cup catsup
- 1 teaspoon salt
- 2 cloves of garlic, crushed
- ½ cup fresh or frozen chopped onion
- 4 pounds spareribs

Combine all ingredients except spareribs in large, shallow glass dish; blend well. Cut spareribs into serving-size portions; place in marinade, turning to coat well. Cover and chill ribs several hours, turning ribs occasionally. Heat oven to 400°. Place ribs single layer in shallow pan. Reserve marinade; cover pan with aluminum foil.

Bake, covered, 1 hour; drain off all fat. Spoon reserved marinade over ribs. Reduce oven heat to 325°; continue baking 40 minutes or until ribs are tender and glazed, basting often with marinade in pan. Garnish with thin slices of lemon, if desired.

### Lime-Stuffed Pork Chops

Makes 4 servings. Each serving: 679 cal.; 35.4 gms. P.; 48 gms. F.; 23.5 gms. C. Source of thiamine, riboflavin and niacin.

- 4 double-rib loin pork chops
- ¼ cup chopped fresh or frozen onion
- ¼ cup chopped celery
- 2 tablespoons butter or margarine
- 1 tablespoon water
- 1 teaspoon grated lime peel
- 1 tablespoon lime juice
- 1 cup packaged herb-seasoned stuffing mix
- Salt
- Pepper

Heat oven to 350°. Trim fat from pork chops, if necessary. Cut a pocket in each chop for stuffing. Sauté onion and celery in butter or margarine. Add water, lime peel and juice; mix well. Stir in stuffing mix; toss lightly until stuffing is evenly moistened. Stuff each chop loosely with stuffing mixture. Fasten pockets with wooden picks to hold stuffing. Sprinkle chops with salt and pepper. Place in shallow baking dish. Cover tightly. Bake 30 minutes. Uncover, bake 30 minutes.

(continued)







# How-tos to make your Christmas merry

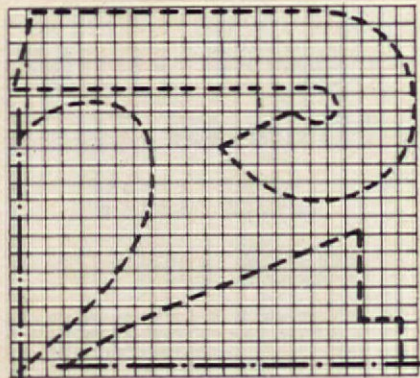
## "Gingham Christmas"

[pictured on page 30]

### THROW PILLOWS

#### Materials:

- Red-and-white checked gingham
- Polyester fiber-fill stuffing
- Tree: large red ball fringe, 1/2"-wide red satin ribbon
- Canes: 1 1/2"-wide red grosgrain ribbon
- Heart: large red rickrack, 1 1/3 yards 1 1/2"-wide white eyelet ruffling, 1"-wide red satin ribbon



Enlarge squares of diagram (above) to 1"; draw patterns (heart and tree are each half patterns with a center folding line; draw them *whole*). Use 1/2" seams on all throw pillows.

**Canes.** Cut two canes; sew together, right sides facing, leaving bottom edge open. Clip seam allowance around inside curve. Turn right side out; stuff. Blindstitch opening closed; tie on ribbon bow.

**Tree.** Cut two trees. Around sides of one, pin and sew ball fringe. Turn fringe toward center. Place second piece on top, right sides together. Sew, leaving bottom of trunk open. Turn right side out; sew ribbon bows and ball-fringe trim in place. Stuff; blindstitch opening closed.

**Heart.** Cut two hearts. Around one, pin and sew rickrack 1 1/2" in from edge. On same piece, place inside edge of eyelet ruffling around heart edge, ruffles toward center. Put second heart over ruffling. Stitch, right sides facing, following stitching line of ruffling and leaving a 3" opening on one side. Clip seam allowance at inside top curves; turn right side out. Stuff; blindstitch opening closed. Sew red bow in place.

### TREE ORNAMENTS

#### Materials:

- Red-and-white checked gingham
- Polyester fiber-fill stuffing
- Small red rickrack
- 1/4"-wide red satin ribbon
- 16" of 1"-wide white eyelet ruffling for heart
- White yarn for doll, trees
- 6 "googlie" eyes\* for snowpeople, turtle
- Small red ball fringe
- White felt for tree star, snowpeople
- Black felt for snowman
- Red felt for turtle

#### Red, black felt-tip markers

9" of 1/2"-wide gingham ribbon for snowpeople

#### White, all-purpose glue

**Doll:** white cotton fabric remnant, black felt, white felt, 16" of 1/4"-wide white satin ribbon, 6" of 1 1/2"-wide white eyelet ruffling, 3" of 1/8"-wide elastic, 1/2"-wide red heart button, rag doll head "pick", white yarn

#### \* Available at craft shops

Enlarge squares of diagram (right) to 1/2". Draw all patterns (A, B, C, D, E, G and J are half-patterns with a center folding line; draw them *whole*). Use 1/8" seams on all ornaments.

**Tree.** Cut two A. Sew, right sides together, leaving a 2" opening on one side; turn right side out. Sew rickrack around edge, leaving piece to go over opening later; sew on three fringe balls with yarn bows. Stuff; blindstitch opening closed; sew rickrack over opening. Cut star (pattern on diagram) from white felt; outline with red marker. Attach.

**Heart.** Cut two B. Follow directions for heart toss pillow, stitching rickrack 1/2" in from edge and using 1/4" ribbon for bow.

**Doll.** Cut two C from white fabric. Sew, right sides together, leaving 2" opening at top; reinforce by sewing again. Clip seam allowance on inside curves; turn right side out. Stuff; blindstitch opening closed, leaving 1/4" open to stick in head pick. Cut two D for dress, two E for sleeves. Match arm-hole curves on one D with two E. Sew. Repeat on other D, joining to E. Both D/E are joined at top to form dress. Turn 1/4" under along bottom of E sleeves; stitch for elastic casing. Insert 1/8"-wide elastic in casing; sew up side seams, catching in elastic. Hem bottom edge. Put dress on doll; gather neck with white yarn and running stitch, starting at front and tying into bow to pull up gathers. Cut small white felt circle; scallop edges and cut 1/4" hole in center. Sew as bib to neck of dress. Insert head pick into top opening and glue in place. Glue 12" of 1/4" white ribbon to top of eyelet for apron; glue small shoulder straps of ribbon in place. Tie on apron to cover ends. Sew red heart button in place. Draw red lines on legs like striped stockings. Cut four F from black felt; glue to feet back and front to form shoes.


**Mr. Snowman.** Cut two G from white felt; cut two H from black felt. Sew G together, right sides facing, leaving opening at top. Turn right side out. Sew on two fringe balls for buttons. Glue on "googlie" eyes; draw on red nose and dotted black mouth with markers. Stuff; blindstitch closed. Sew H together at top and sides. Place on head and sew. Trim with thin strip of gingham ribbon. Tie more ribbon around neck; clip ends to look like fringe.

**Mrs. Snowman.** Cut two J from

white felt, two K from gingham. Sew, attach buttons and draw and finish face as for Mr. Snowman. Sew K together at top and sides. Turn under bottom edge of hat and hem; place on head and sew. Trim with rickrack.

**Canes.** Cut two L. Sew, right sides together, leaving 2" opening at top. Reinforce by stitching again. Turn right side out. Stuff; blindstitch opening closed. Tie on gingham ribbon bow.

**Turtle.** Cut two M. Sew, right sides together, leaving opening at top. Clip inside curves. Turn right side out. Stuff; blindstitch opening closed. Glue on "googlie" eyes; cut and glue small red felt circle to back and draw lines to simulate "shell," using black marker.



## Merry Mix of Joys

(pictured on page 43)

### NEEDLEPOINT TRAIN

#### Materials:

- 3/4 yard needlepoint canvas, 10-mesh-to-an-inch
- 3-ply Persian needlepoint yarn:
  - 2 1/2 oz. black
  - 1 1/8 oz. yellow
  - 3/4 oz. red
  - 5/8 oz. light blue
- 2 yds. each, assorted colors for details, people and gumball coal car
- Sixteen 1"-diameter shiny flat black buttons
- Two 1 1/2"-diameter shiny flat black buttons
- Small piece red calico
- 1 1/2" length of 3/4" dowel
- Three covered hooks and eyes
- Black carpet thread
- Cardboard and foam rubber for stuffing
- Tapestry needle, masking tape
- Board, tacks

Bind edges of canvas with masking tape. Diagram squares (see next page) equal 5 stitches or 5 rows. Using canvas as a guide for size, draw general shape of pattern for each car; cut two patterns of each. Boxing strips for all cars are 15 stitches across; approximate lengths are 12" for coal car and 16" for others. Space patterns evenly on canvas with about 2" between; mark outlines. Work designs in

continued



# Early American COUNTRY STORE ORGANIZER



## COPIED FROM TURN-OF-THE- CENTURY POST OFFICE ORGANIZERS

In Rich, Warm Colonial  
Finished Wood — Hang on  
Wall or Stand on Table  
or Bookcase

Right now your papers, stamps, envelopes, bills, postcards, what-have-you are in six different drawers around the house! Get yourself organized! . . . with this delightful Country Store Organizer copied from nineteenth century postmaster's pigeonhole classic. You'll find it perfect to keep all those losable items in one place — bills, messages, letters, even recipes! There's even a little drawer with ceramic pull for stamps, clips, personal items. Instantly create a neat nook next to phone! Measures 7½" x 4½" deep, mounts easily on wall, stands on table. So pretty, So practical, so useful! Never hunt around for scattered items again!

**LIMITED SUPPLY —  
SEND IN YOUR ORDER TODAY!**

Because our new Country Store Organizer is handcrafted, we cannot promise an unlimited supply. Orders for this really handy helper will be filled on a first come, first served basis and offer at this low price won't be repeated in this publication this season. Today — right away — mail the coupon for your Country Store Organizer — if you know exactly where your stamps are!

---MAIL 10-DAY MONEY BACK GUARANTEE COUPON TODAY---

### GREENLAND STUDIOS

7180 Greenland Building, Miami, Florida 33059

Enclosed is check or m.o. for \$  
Organizer (#13228) @ \$4.99 ea. plus 85¢ postage  
& handling.

**SAVE \$1.70.** Order two Organizers for \$9.98 and we  
pay post. Extra makes a different gift.

NAME \_\_\_\_\_

ADDRESS \_\_\_\_\_

CITY \_\_\_\_\_

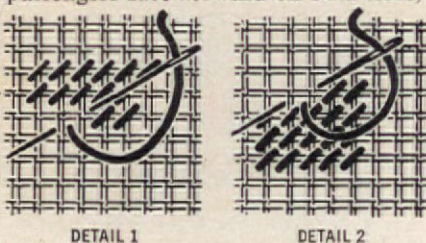
STATE \_\_\_\_\_ ZIP \_\_\_\_\_

N.Y. & Fla. res. please add appropriate sales tax.



[continued]

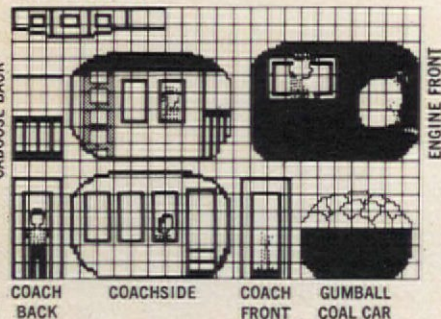
colors in photo, using continental stitch (see below) and three strands of yarn. Pattern should be reversed for second side of each car so engineer and coach passengers face forward on both sides;



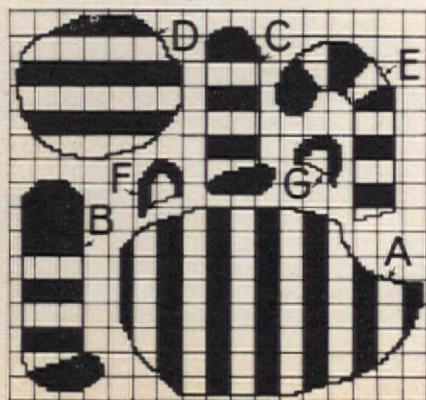
Detail 1 shows starting a new row below finished portion. Detail 2 shows starting a new row above the finished portion of the work.

trainman in caboose faces backwards on both sides. Details of boxing strips: engine, work two red rows across front to line up with mouth on sides and a yellow circle for headlight; caboose, work rail on back edge to line up with sides; coal car, continue gumball design across top; coach has door at each end to line up with bottom, one with man and one with a dog. Engine stack is dowel covered with needlepoint; calico circle covers top. Flat roof on caboose is cardboard covered with needlepoint on both sides.

TOP ON CABOOSE



After all designs are worked, block canvas by wetting; tack to board so it is pulled tight and lines of mesh are straight; dry thoroughly. Cut 1/2" outside of each part; turn 1/2" to wrong side so only one thread of canvas shows. With matching yarn, whipstitch boxing strip around one side. Stuff firmly with layers of cardboard and foam rubber cut to size; attach other side. Sew stack to engine; attach fringe cowcatcher to front; sew one 1 1/2" button and two 1" buttons to each side. Finish other cars in same manner; sew hooks and eyes for attaching cars together.



### NEEDLEPOINT CAT TOY

Materials:

- 3/4 yd. needlepoint canvas, 10-mesh-to-an-inch
- 3-ply Persian needlepoint yarn:
  - 2 3/8 oz. each, rust, peach
  - 3/4 oz. black
  - 1/8 oz. pink
  - small amount of white, purple, yellow
- Four flat 1/2"-diameter shiny black buttons
- Cotton, Dacron or foam-rubber stuffing
- 1/2 yd. lavender gingham ribbon
- Black carpet thread
- Tapestry needle, masking tape
- Board, tacks

Bind edges of canvas with masking tape. Diagram squares (below, left) equal 6 stitches or 6 rows. Using canvas as a guide for size; draw general shape patterns for A, B and C, D, E, F and G. Cut two patterns for A, D, E, F, G; four patterns for B and C. Space patterns on canvas evenly with about 2" between pieces, reversing two of B and C and one of the rest for back of toy; mark outlines. Work designs in colors in photo, using continental stitch (top, left) with three strands of yarn. Follow Cat Picture diagram for face. Block canvas by wetting and tacking up to board so it is pulled tight and lines of mesh are straight; let dry thoroughly. Cut pieces apart, 1/2" outside of each; turn 1/2" to wrong side so only one thread of canvas shows. With matching yarn, whipstitch parts together, adding stuffing in legs before closing completely. Stuff tail and ears through bottom edge. In body, leave opening for tail and stuff through edge to go under head. Close head, leaving holes for ears, except edges which will overlap body. Sew tail in place; sew ears on head; sew head to body. Attach legs with carpet thread through legs and body, with a button on outside of front and back. Tie bow to tail; add four strands of yarn to face for whiskers.

### NEEDLEPOINT CAT PICTURE


Materials:

- 17"x18" needlepoint canvas, 10-mesh-to-an-inch
- 3-ply Persian needlepoint yarn:
  - 1 1/4 oz. each, grass green, sky blue, rust
  - 1 oz. peach
  - 1/2 oz. white
  - 1/4 oz. each, black, lavender
  - 1/8 oz. each yellow, pale pink, dark purple, gray, fuchsia, bright pink
- Tapestry needle, masking tape
- Board, tacks, wood staples

Bind edges of canvas with masking tape to prevent fraying. Use three strands of yarn and work in continental stitch (top, left) throughout. Follow colors in photo; each square on diagram equals 6 rows or 6 stitches. Work a row of gray around front and back legs, under chin. Work lavender and fuchsia stitches on ball and under foot to give effect of wound yarn. Bow is worked in dark purple with 4-stitch

squares of lavender; interior of bow loops is medium purple. Eyes have yellow centers, 1 row of medium purple and white at each side. Attach four strands of black for whiskers.

**Continental Stitch:** See details 1 and 2 for how-to (far left). Start at upper right-hand corner. Work each color from right to left. To begin, hold 1" of wool at back of canvas, work over this end as you do your needlepoint. All other strands may be started and finished by weaving in and out on wrong side of finished work. Details 1 and 2 show placement and direction of needle. Work back and forth, turning work upside down to return; always work from right to left.



**Blocking:** Cover an old table or drawing board with brown paper; mark on paper the size of canvas, 17"x18", being sure corners are square. Place needlepoint, right side down over this guide and fasten with thumbtacks placed about 1/2" apart, 1" away from needlepoint. Wet thoroughly with cold water; let dry. If work is badly warped, restretch, wet again, and let dry.

**Mounting:** Stretch canvas over plywood, keeping lines of needlepoint stitches straight. Fasten temporarily with thumbtacks pushed into edges of plywood. Begin tacking at center of each side and at corners. Continue stretching and tacking along each side. When needlepoint piece is stretched straight, staple canvas to edges of plywood securely and remove tacks. Staple excess canvas on back neatly. Frame sampler as desired.

### DOUGH ORNAMENTS


Mix 4 cups presifted all-purpose flour and 1 cup iodized salt; add 1 1/2 cups warm water; knead in bowl about 2 minutes. On lightly floured pastry cloth, knead half of mixture until smooth; repeat for other half; use a quarter of mixture at a time, keeping rest in plastic bag (may be refrigerated for a week, or frozen); return to room temperature and knead before use.

Roll dough on floured pastry cloth to 1/4"-3/8" thick. For these four easy Janet Nine designs, enlarge squares of diagram (next page) to 1/2"; draw patterns and cut out carefully; place patterns on dough and cut with sharp, pointed knife. Or use floured cookie



[continued]

cutters for the Hallmark group. Immediately insert Christmas tree hook down into top center of each ornament; press in place so hook is not seen on either side. Save leftover dough for trimming. Follow suggestions below for each design, using small watercolor brush to moisten back of trim *slightly* (too much water will cause swelling); press trim firmly in place. Caution: any water standing on ornament must be towed off and dried 1 hour before baking.



Preheat oven to 250°; bake on foil-lined cookie sheet 2 hours or until cookie does not give when pressed, is slightly brown and completely dry; cool on wire rack. To paint, use fine watercolor brushes with acrylic, oil or tempera; allow to dry thoroughly; spray with clear acrylic fixative (very lightly so paint won't run); dry. Repeat two or three times so all sides and edges are covered to seal out mois-

ture. Store in dry place or tissue-wrap in tin box for safety. If broken, mend with white all-purpose glue.

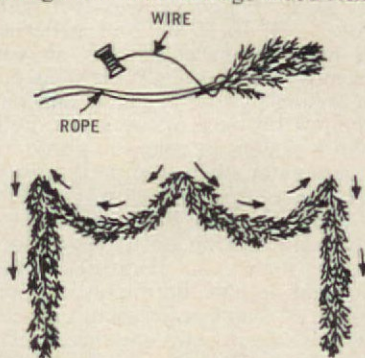
Trimming: Hair is made with garlic press, potato ricer or strainer; balls are rolled gently between hands. Star and bell: Cut holly leaves and roll berries. Angel: Cut book and apply; cut hands and apply; cut sleeves and wings and glue in place; roll balls at bottom of gown; add hair. Horse: Cut saddle and apply; roll balls for saddle and wheels; roll thin "snake" for reins; add mane and tail. Paint on other details after baking. Once you become expert at this technique, try Mrs. Nine's delightful storybook ornaments.

### Party Setting

(pictured on pages 46-49)

#### HANGING GARLAND

Use thin, clothesline-type rope as a foundation. Choose 6" to 8" lengths of mixed greens without large wood stems



so garland will be flexible. Wrap green tightly to rope with fine spool wire so they overlap (see sketch, below). Add sprigs of holly about every 12" for variety. Hanging garland should be made in two pieces and joined at center, so branches move out from center and branch ends hang down sides (see arrows in sketch). Cover joints and corners with bows or other ornaments

### Fabulous Originals

[pictured on pages 50-55]

#### 1. CANDLE IN GREENS AND FLOWERS

Place a layer of Oasis (water-absorbing rigid foam used in flower arrangements) in bottom of deep bowl, can or basket (line basket with heavy plastic to make it waterproof). Place candle and glass in position and stuff chunks of Oasis around it for stability. Insert stems of greens and flowers into Oasis; follow with cedar and pine greens, red-edged succulent plants and flowers, bouvardia and tuberoses or other fresh flowers.

#### 2. BABY'S BREATH-AND-ROLLS WREATH

Join a wire wreath frame to front of a Styrofoam frame with wire. Make a wire loop at top for hanging. Wire a variety of rolls to frame with individual lengths of wire. Fill in between rolls by thrusting stems of baby's breath into foam frame. Wire a neatly tied bunch of wheat to center of base; cover wire with dried statice flowers or a big gingham bow. (continued)

# Us Tareyton smokers would rather fight than switch!



Warning: The Surgeon General Has Determined That Cigarette Smoking Is Dangerous to Your Health.

King Size: 21 mg. "tar", 1.4 mg. nicotine; 100 mm: 21 mg. "tar", 1.5 mg. nicotine; av. per cigarette, FTC Report March '74.



continued]  
**3. WREATH WITH SILK FLOWERS**

Make a hanging loop at top of Styrofoam wreath frame with several strands of flexible wire. Poke wire through frame; wrap around two toothpicks or beheaded matchsticks; put back through frame and wrap around more toothpicks so wire will not pull through foam. Pad front of frame with cotton or kapok to give rounded appearance; cover with sphagnum moss, holding moss in place with fern pins or hairpins. Cover thickly with bleached ferns, gray leaves, silk flowers and dried curly pods by inserting stems into backing. Attach bow of velvet and gingham.

**4. PINECONE OWL**

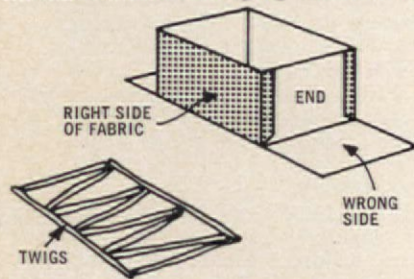
An inexpensive owl shape of ceramic or wood is needed and a variety of sizes of pinecones and colored seeds. Using linoleum glue, attach separated pieces of pinecones and seeds in place as shown. Owl perches on a branch decorated with cotton pods and green holly.

**5. YULE LOG**

Glue or nail Oasis (see #1, above) to top of log. Decorate with cedar greens, holly, pinecones, pods and long rolls of cinnamon bark stuck into Oasis. Be sure log sits without rolling before and during decorating.

**6. GIFT BOXES**

Cut closely woven fabric to size to fit over box, including sides and ends. Spray flat part of box with glue. Beginning at center of box with center of fabric, place fabric in position, lining it up with edges of box. Spray sides and ends with glue; smooth fabric in place down sides; cut at corner so fabric will go 1" onto ends as in sketch, below. Smooth fabric down ends, trimming evenly at corners; trim fabric along bottom edge or turn to inside and glue if cover is loose enough to fit on box with fabric inside. Decorate top with moss, ripe grains, nuts, twigs, berries and ribbon so top may be removed without damaging decoration.



Glue boxlike cage of twigs together with hot glue gun or other quick-setting glue. Lay out rectangle of twigs for bottom and glue together (see sketch); make second rectangle the same size for top. Glue uprights at corners of bottom, then glue twigs across tops and fill in sides. Spray box with glossy wood-tone finish. Wire top to one side so it will open and close. Wrap gift in plaid fabric; place inside; tie closed with bow.


**7. STRAWFLOWER WREATH**

Begin with two Styrofoam wreath forms, one large enough to extend beyond edge of smaller one. Attach  
 continued

**AMERICAN HOME READERS SAVE \$1.50**

**YOU PAY ONLY \$7.45!**

Do it yourself and save \$\$\$ with this practical home improvement guide  
**The Dictionary of Household Hints & Helps** by Kurt Singer and Ced Gordon



Now—eliminate costly calls to plumbers, roofers, electricians, carpenters, and decorators . . . improve the comfort, attractiveness and value of your home . . . even cut fuel bills and help beat the energy crisis! This complete, easy to follow guide to every kind of home improvement will show you how.

Here in 704 pages and over 2,000 line drawings are 4,000 practical tips and step-by-step instructions for unstopping drains, patching paint, unseaking floors, removing fabric stains and furniture scratches, storing food, repairing

electric switches and circuits, and much, much more. **Plus**, how to slip-proof stairs, prevent fires, screen gardens, eliminate insect pests, lay carpets and tiles, make chairs, clean barbecues . . . even unstick zippers.

Prepared with the help of maintenance professionals, THE DICTIONARY OF HOUSEHOLD HINTS & HELPS is thoroughly tested and a must for all homeowners, apartment dwellers, men, women, novice and experienced do-it-yourselfers. Thoroughly cross-referenced for easy use.

DETACH ALONG DOTTED LINE AND MAIL TODAY!

**10 DAY FREE EXAMINATION!**

AMERICAN HOME MAGAZINE Department 1274  
 641 Lexington Avenue, New York, N.Y. 10022

Gentlemen: Please rush me \_\_\_\_\_ copies of THE DICTIONARY OF HOUSEHOLD HINTS & HELPS @ \$7.45 each (regularly \$8.95). My check or money order for \$\_\_\_\_\_ (include \$.75 per book postage and handling) is enclosed. I understand that I can examine this book for 10 days, *entirely at your risk*. If, at the end of that time, I am not completely satisfied, I will return the book to you and receive a *full refund* of my purchase price.

NAME \_\_\_\_\_ (please print)  
 ADDRESS \_\_\_\_\_  
 CITY \_\_\_\_\_ STATE \_\_\_\_\_ ZIP \_\_\_\_\_


**American Home Readers Save \$1.50!**

Whether you count calories, carbohydrates, or both—this is the *only* book you'll ever need!

**The Dictionary of Calories and Carbohydrates**

By Barbara Kraus

**YOU PAY ONLY \$7.45**



Here's a unique, carefully researched, up-to-date reference for dieters, doctors, nutritionists, and homemakers. Lists over 9,000 brand names and basic foods with their calorie and carbohydrate content. Most are given in convenient portion sizes!

Extensively cross-referenced for easy use, this invaluable guide contains the calorie and carbohydrate counts for meat, fish, vegetables, fruits, sauces, dressings, desserts, soups, candies, condiments, cheese, soft drinks, and liquors.

NOW you can compare the calorie and carbohydrate content of the brands and foods you serve your family because THE DICTIONARY OF CALORIES AND CARBOHYDRATES lists *all* your favorite products

by Del Monte, Betty Crocker, Kellogg, Pepperidge Farm, Nabisco, Weight Watchers, Green Giant, Borden, Birds Eye, Nestlé, and *dozens* more.

**Just read what the critics have to say:**

"One of the most complete and comprehensive calorie guides in existence."  
 —Gene Shallit, the *TODAY* show

"Barbara Kraus is rapidly becoming the Ralph Nader of nutrition. . . . Her book is already being considered the definitive food dictionary of dieters and health advocates."  
 —*Women's Wear Daily*

This is a book that *every* health and diet conscious individual *must* have. So don't delay. Take advantage of our special offer and order your copy now!

DETACH ALONG DOTTED LINE AND MAIL TODAY!

**10 DAY FREE EXAMINATION!**

AMERICAN HOME MAGAZINE Department 1274  
 641 Lexington Avenue, New York, N.Y. 10022

Gentlemen: Please rush me \_\_\_\_\_ copies of THE DICTIONARY OF CALORIES AND CARBOHYDRATES @ \$7.45 each (regularly \$8.95). My check or money order for \$\_\_\_\_\_ (includes 75¢ per book postage and handling) is enclosed. I understand that I can examine this book for 10 days *entirely at your risk*. If, at the end of that time, I am not completely satisfied, I will return the book to you and receive a *full refund* of my purchase price.

NAME \_\_\_\_\_ (please print)  
 ADDRESS \_\_\_\_\_  
 CITY \_\_\_\_\_ STATE \_\_\_\_\_ ZIP \_\_\_\_\_



[continued]

hanging loop to large one. Glue sphagnum moss to forms to cover. Divide flowers into small, even clusters; attach clusters around outside edge of large form and inside edge of small form with fern pins or hairpins, (stems on small one cross form diagonally, as in photo). Fasten small ring to large one with toothpicks. Glue on small pinecones, macadamia nuts, etc. Spray with clear lacquer to weatherproof, if desired; tie on bow.

#### 8. TWIGS AND SPICES IN BREADS

Glue nutmegs to twigs. Stick twigs, holly, rosemary into top of loaf; braid a ribbon of corn husks for bow. Splint basket is filled with packing straw, bread loaves, potatoes, mushrooms and cotton pods. A tailored corn-husk bow is tucked into side of basket.

#### 9. CINNAMON BUNCHES

Cinnamon bark exudes a spicy fragrance and lasts for years refreshed with a few drops of oil of cinnamon. For each stack, use two small flowerpots with bottoms glued together. Use hot glue gun or other quick-setting glue. Stuff top pot with Styrofoam; fill with short lengths of bark. Glue bark around outsides of both pots, covering completely. Tie ribbons around centers, holding in clusters of cones, holly and berries.

#### 10. SHOCK OF OATS

Bundle together a bunch of oats; tie just below the feathery heads with string; trim ends of stems with sharp knife. Apply glue to outside of 4" terra-cotta flowerpot. Split shafts apart and gently work pot into center; temporarily tie cord around stems to hold against pot; dry thoroughly. Paint whole length of stems with glue; tie on bow, covering tie at top; press streamers against stems and dry. Decorate with nuts, little cones, velvet leaves.

#### 11. CITRUS WREATH

Attach hanging loop to top of frame (for details, see #3). Using flexible spool wire, wrap greens on wire or Styrofoam wreath frame to cover completely (we used cedar). Use lemons, limes, pinecones; leave some whole, slice the rest. (Slice cones horizontally.) Put wires through each for attaching; coat all cut parts and sections of whole items with glue and dip in diamond dust for sparkle. Attach fruit and cones to wreath, inserting bare tree twigs as desired.

#### 12. MOSSY WREATH

Wrap and fill wire wreath form with sphagnum moss; attach hanging loop at top. To attach pinecones, dried berries, lotus, liquidambar and eucalyptus pods to wreath, wrap very fine wire around each item; poke wire through moss; tie in back. Bow is made of stems of banksia foliage.

#### 13. STRAW WREATH

Attach hanging loop at top of Styrofoam wreath form (for details, see #3). Put a handful of straw on form; wrap in place with #20 wire; continue until form is completely covered. Arrange a crisscross of dried grains; wire to wreath; add pheasant feathers, life-like glazed crab apples and gold velvet bow.

#### 14. TWIG BASKET, HEARTH BROOM

Fill twig basket with artificial or dried flowers, lacquered strawberries, seed pods, velvety ivy. Encase broom handle in velvet tubing. Checked bow holds cluster of waxed red flowers, a white blossom and lacquered strawberries around straws.

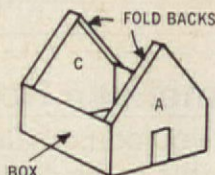
#### 15. SUCCULENTS AND CEDAR

Fill a white porcelain cachepot with Oasis (see #1). Cut obelisk shape twice as high as side of base from Oasis. Reinforce by wrapping in fine wire florists' screen; fasten to inner base with toothpicks or skewers. Dampen and cover with cedar greens, inserting stems in foam and wiring succulents in position.

#### 16. GUMDROP TREE

Scoop out bottom of 12"-high Styrofoam cone to receive 6" flowerpot; fill pot half full of plaster of paris; put wood skewers with points up in it while damp; let dry. Turn pot upside down on Styrofoam circular base so skewers go into it. Place cone over pot; attach to base with toothpicks and skewers. Cut 1/4 yd. of velvet into 6"-wide strips; swirl strips around cone, poking the velvet into cone with dull pencil until cone is almost covered. Place gumdrops on toothpicks and insert in cone, overlapping edges of velvet. Add ivy leaves and miniature mushrooms for good luck, if desired.

#### 17. COOKIE COTTAGE



Using a cardboard box as base (see sketch, above), cut front A and back C of cottage from cardboard; form points at top with 1" fold-back along each sloping edge. Cut door opening in box and A. Save cutout for door. Shape chimney from cardboard scrap. Cut roof to overhang all around; glue in place to A and C. Glue chimney in place. Cover cottage with various sizes and shapes of cookies, holding in place with glue and frosting. Roof shingles are painted with frosting. Place door at opening; cover with cookies.

#### 18. CRECHE WITH PLANTINGS

Base is bark or bark-covered wood. Or glue moss or wood chips to Styrofoam. Using crèche figures you have, select small materials so that figures will seem, proportionately, life size. Here, cinnamon bark is used for tree trunks, fences, etc. German statice and miniature ferns are also included.

#### 19. BASKETS WITH FLOWERS, FRUIT

Stuff straw basket with sphagnum moss; arrange with red pears or apples and holly. Form wire basket over a tin can or pail with rubber mallet; turn ragged edges of wire to inside. Form handle over rod or pipe and wire to basket. Place Spanish moss around rim and stuff into handle. Glue or wire baby's breath, pep-

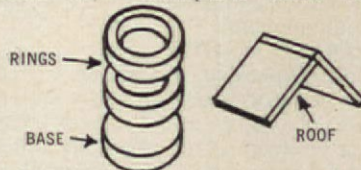
per tree berries, dried flowers, small red peppers and twigs in place.

#### 20. VOTIVE CANDLE IN TWIGS

Glue small twigs and glazed strawberries together around candle cup with hot glue gun or other quick-setting glue. Twigs should branch away from rising heat of candle; use as many as needed for strength and visual appeal.

#### 21. GUMDROP WISHING WELL

Use three 2"-thick Styrofoam discs. Cut out centers of two; place on base, using toothpicks to hold layers together. Two rectangles of Styrofoam joined with toothpicks form roof,



which extends past base (see sketch, above); two Styrofoam poles support roof. Using paint recommended for Styrofoam, paint in and outside of all parts. Join parts to form well, using toothpicks; dust with cinnamon for spicy aroma and to soften paint color. Cover base with various sizes of gumdrops on toothpicks. Edge roof with large-size gumdrops; then cover top with small gumdrops and cubes of sugar glued on. Form handle and rod from coat hanger; place on well. Add gumdrop knob; decorate supports with velvet leaves; tie small bucket to rod and fill with gumdrops.

#### 22. WREATH THAT GROWS

Make hanging loop on top of wire wreath frame; wrap frame with sphagnum moss, wiring it in place and putting planting mix inside as you go. Dampen; place succulent plants in place; push roots into moss with fingers; hold in place with fern pins or hairpins. Plants such as hen-and-chickens, baby's tears, etc. soon take root and are established in wreath. Start wreath early, then decorate with cones, pods, berries.

#### 23. HEN AND CHICKS IN BASKET

Fill a basket with excelsior, then position hen, chicks or whatever ceramic, porcelain or dough figures you choose; decorate with large bow.

#### 24. SPRAY

Tie a bundle of pine greens together slightly above center with fine wire, making a hanging loop on back. Put wood skewer through orange; wrap wire around skewer on one side, across orange, around skewer on other side; wire to pine. Wire around ends of cones, attach to pine to cover skewers that may show. Glue small cones and nuts to satin and velvet bow; attach to spray.

#### 25. BASKET OF AZALEAS, CONES

Line inside of attractive and durable basket with heavy-duty plastic; carefully turn plants out of pots and set in basket in a bed of moist peat or sphagnum moss. Finish with green cedar, pinecones, bright ribbon.

continued



[continued]

## 26. RIBBON WREATH

Stuff tissue paper inside 12" wire wreath frame, then wrap outside with strips of paper. Wrap 3½ yds. emerald moire ribbon around wreath diagonally. From 2 yds. 2½"-wide plaid taffeta ribbon, make bow at top with two 3" loops and two 2½" loops on each side. Gather at center; wire to wreath. Leaves are 1½ yds. each 1"- and 1½"-wide apple green picot ribbon; same amount and sizes of emerald green picot ribbon. Cut 1½" ribbon into 3" lengths with 45° angle at each end; fold in half, then open one flap to form triangle. Next, tack together at center, gathering raw edges; pull tightly and secure to form leaf. Make leaves of 1" ribbon in same way, cutting 2½" long instead of 3". Make berries from ½ yd. each of 1½", 2" and 3"-wide red satin ribbon. Cut ribbon to form a square; fold square diagonally to form a triangle; turn bottom corner back; sew two edges together. Turn right side out; stuff with Dacron; gather top opening, pulling tight to form berry. Sew on tiny crystal beads to simulate seeds. Place leaves and berries on wreath, as in photo, pinning in place with straight pins hidden in folds of leaves. Tie ribbon loop at top for hanging.

## 27. FLOWERS ON TWIG WREATH

Wire 6"-long twigs to wire frame by wrapping with flexible spool wire so it is round and full. Make hanging loop atop and spray with glossy wood tone to even out color of bark and conceal frame; dry. Fill with silk or paper flowers and leaves as in photo.

## 28. CULINARY WREATH

Wire greens to wreath frame with flexible spool wire. Attach clusters of decorative herbs around circle, such as small dried onions, small red peppers, shallots, white blossoms of Oriental garlic, yellow buttons of tansy, bay leaves, golden sage, nutmeg and lemon geranium leaves, winter savory, English thyme and rosemary. Attach hanging loop at top.

## 29. IVY TOPIARY TREE

Begin with a basket made of twigs glued together; fill with sphagnum moss and a papier-mâché plant liner (available at floral supply shops). Topiary ball, which rests on sturdy twigs, is shaped chicken wire filled with moss. Train English ivy to grow around ball (ivy in photo is two years old). Mount red African daisy and carnation blossoms in individual Aqua-Piks (from floral supply stores) and poke into moss of ball. Mushroomrooms grow along with ivy in basket.

tom with long pin. Wriggle pin to enlarge holes, making bottom hole larger than top one, but neither larger than ⅛". Push pin in and stir to break up yolk. Hold egg bottom over bowl, place mouth over top hole and blow *hard* to force contents out through bottom hole. An alternative: Pierce side of egg where opening is to be, using manicure scissors. Cut a nickel-sized hole and shake out contents.

Cut opening before inside of egg dries: First, trace opening onto egg surface with light pencil line. If you wish, apply coat of white, all-purpose glue around penciled line; this will dry quickly to support shell as you cut. With point of manicure scissors, pierce shell inside penciled line. Insert scissors blade and cut around line. (For smooth cut, keep points of scissors turned in and cut with blades fully inserted; do not snip with points of scissors, as this tends to crack shell.) Wash inside of egg, removing loose membrane with cotton swab. Let egg dry thoroughly. To make lovely egg treasures like the two small ones in photo, work out your design beforehand. For background, cut out a section from a greeting card or inexpensive print. Tiny trees in foreground are sold in craft shops.

Stuff egg with tissue paper, then paint the outside. To dry it prop egg on toothpicks inserted in Styrofoam. Glue in background print when egg dries, diluting glue with a few drops of water and applying it gently with a toothpick. Glue central figure in place. Trim opening with beads, sequins, gold paper, ribbon or metallic braid, applying glue to shell.

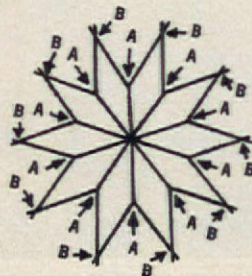
## Warmth of Christmas

[pictured on pages 58-59]

### CHRISTMAS STARS

Materials:

- One pkg. natural straw, corn husks or Strawtex in desired color
- Heavy red thread
- Water, container, drying board
- Pushpins, 4"x9" cardboard for Strawtex



Directions are for 10-point star, as in sketch (above). Straw and strawtex stars are 8"; corn-husk stars can be no larger than 6".

*Straw:* Cut 20 stars 8½" long; lay on flat surface in 2 stacks of 10 each.

*Husks:* Cut 10 strips ⅜" wide. Soak straw or husks in very warm water 10 minutes to make pliable; shake off surplus water; work while damp. Fold each strip in half lengthwise; finger-press firmly; lay side by side, all folds facing up.

Tie straw/husk bundles firmly at exact center with double thread; knot three times; trim thread.

*Strawtex:* Do not remove from package; cut ½" slit in one end of cardboard; slip end of Strawtex in slit, allow a little extra at top; wrap around cardboard 10 times so there are 10 strands on each side; cut off, pin end in place. Tie strands on each side with small piece of Strawtex at point just above exact center; remove from cardboard. Tie both groups of strands together at exact center with double red thread; remove first ties.

*Straw or Strawtex:* Tie four strands together at points A (halfway from center to ends); then tie two of each group together at B.

*Husks:* Tie two strands together at points A, then one of each together at B (see diagram).

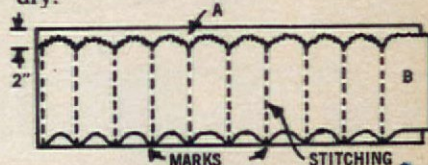
Place on board; shape with fingers into equal points; hold in shape with push pins until thoroughly dry. Strawtex only: Sponge lightly over star until thoroughly wet; smooth again, pushing strands together; dry.

## SEWING BOX

Materials:

- 1 yd. checked gingham
- 1 yd. satin ribbon
- 4 yds. rickrack
- One "tomato" pincushion
- White spray paint
- White all-purpose glue
- One potato-chip drum or other box

Spray box to cover dark letters. Place box cover at corner of fabric; mark outline; cut ½" outside of marks. Brush glue thinly over top of cover; smooth fabric in place with ½" overhang all around; dry. Brush glue on edge of top; smooth fabric down; tie string around edge until dry.



Cut A to fit around box (see sketch, above), plus ½" overlap with height from bottom edge of cover to bottom of box plus ¼". Cut B to 2" shorter in height than A and twice as long (piece, if necessary).

Turn narrow hem along top of B; cover with rickrack; stitch. Mark bottom edge of A into 10 or 12 equal parts; do same on B. Place B on A, side and bottom edges flush and marks matching; stitch at each mark from bottom edge to top of B; stitch ½" from one end only.

Pin pleats to form pockets; press to hold in place. Brush glue lightly half-way around side of box; turn ¼" to wrong side on top edge of A; smooth A in place with fold edge along bottom edge of cover and 1" overlap at bottom. Glue around other half; turn under end of B and glue fold edge along stitching at start. Turn under along bottom; glue in place. Glue red ribbon around box cover; glue pincushion to top.

## Egg Treasures

[pictured on pages 56-57]

Materials:

- Eggs
- White, all-purpose glue
- Water-base acrylic paint
- Design elements, trim, stand
- Long hatpin, pencil, manicure scissors, cotton swab, toothpicks, piece of Styrofoam, tweezers
- Wash and dry room-temperature egg. Pierce shell center top and bot-




# WISE AND WITTY CREATURES IN NEEDLEPOINT PILLOW KITS

By Ann B. Bradley If you love needlepoint, you'll enjoy stitching some of these beguiling creatures. Surrounded by a golden bargello-stitch honeycomb (left, below), our bee trio hovers on a leaf-green needlepoint center. The quickly stitched bargello owls (right), symbols of good luck, perch on tree limbs against a brilliant blue-green sky. Both pillows finish at 14 by 14 inches. Our fabulous feline (below, right) is a huggable pillow in a crazy-quilt needlepoint design. It measures approximately 12 by 12 inches. All kits include canvas, yarn and needle, design, color guide and corduroy backing. (Piping and zipper come with square pillows.) Stuffing and pillow forms are not included.



Diamond-pattern bargello pillow designs (below), each 14 by 14 inches, come in blue or red, with cream-and-brown accents. Kits are complete except for pillow forms.



Fill out coupon and enclose check or money order. Sorry no C.O.D., Canadian or foreign orders.  
**American Home Dept. 7114, 4500 N.W. 135th Street, Miami, Fla. 33059**

Check items desired:

- |  |   |
|--|---|
| <input type="checkbox"/> #67011 Bees Pillow                                      | @ \$8.49 ea. plus .75 post. & hdlg. .... \$ |
| <input type="checkbox"/> #61826 Owls Pillow                                      | @ \$8.49 ea. plus .75 post. & hdlg. .... \$ |
| <input type="checkbox"/> #67139 "Tabby" Cat Pillow                               | @ \$8.49 ea. plus .75 post. & hdlg. .... \$ |
| <input type="checkbox"/> #61828 Blue Diamond Pillow                              | @ \$8.49 ea. plus .75 post. & hdlg. .... \$ |
| <input type="checkbox"/> #61829 Red Diamond Pillow                               | @ \$8.49 ea. plus .75 post. & hdlg. .... \$ |
| <input type="checkbox"/> #61014 Colorful catalog of other kits @ .50 ea. .... \$ |   |

Save \$1.50—Order any 2 of above—We pay postage

Please add sales tax (N.Y. and Fla.)

Total enclosed .....

You may use your charge card for any purchase over \$4.98.

BankAmericard  
 Master Charge  
Acct. No. \_\_\_\_\_  
Good thru \_\_\_\_\_  
Interbank No. \_\_\_\_\_  
(find above your name)

print name \_\_\_\_\_

address \_\_\_\_\_

city \_\_\_\_\_ state \_\_\_\_\_ zip code \_\_\_\_\_





# Save those scraps

SOME OF THE FEATURES WHICH WE OFFERED IN RECENT ISSUES OF POPULAR HANDICRAFT & HOBBIES

- Storybook Puppets
- Candlemaking for Fun and Profit
- Join the Craft Craze
- This is Wood Carving
- Wall Grapes
- Furry Friends
- Wood Burning
- Acquiring Collectables
- Home Grown Dollars
- Spotlight on Hobbies
- Eggcraft
- Handicraft Highlights
- Cornucopia Wall Hanging
- Modified Insulators
- Quickie Scour Pads
- Bright Barrettes
- Kookin' with Kathi
- Junior Handicrafters
- Baby Booties
- Lazy Lady Lamp
- High Note of Violin Collecting
- Sawdough
- Floral Wall Plaque
- Oriental Wire Art
- Canopy Cake Holder
- Round the World Children's Quilt
- Handwriting Analysis for Fun and Profit
- Squirrel Proof Bird Feeders
- Tin-nique
- Polydactyl Cats for Profitable Hobby
- Grow a fascinating Crystal Plant
- Make a Tote
- Leather Jewelry

YOU CAN MAKE BEAUTIFUL, USEFUL AND PROFITABLE THINGS WITH THEM!



- \* 20 PILLOWS & CUSHIONS
- \* 23 GIFT PATTERN ITEMS
- \* 23 EASY TO MAKE TOYS
- \* 30 BAZAAR GIFT ITEMS

**BIG \$3.00 VALUE!**  
 These 4 books (reg. cost \$3.00)  
 Sent FREE of charge with every subscription for 1 year!



**FREE!!**  
 with every 1 year subscription

**YOUR MONEY BACK AT ONCE IF THE 1ST ISSUE YOU RECEIVE DOESN'T PLEASE AND THRILL YOU BEYOND MEASURE!**

Popular Handicraft, Box 428 AH  
 Seabrook, New Hampshire 03874

½ Year - 3 Issues - \$2.00  
 1 Year - 6 Issues - \$4.00 (Free - 4 books)  
 3 Full Years - \$9.00

Name \_\_\_\_\_  
 Address \_\_\_\_\_  
 City \_\_\_\_\_ State \_\_\_\_\_ Zip \_\_\_\_\_





### KNITTED NAME CAP

Here's the hat that tops everything! Custom made—has your name knitted into it as part of the unique design. Warm, smart, stylish! For men, women, boys, girls. One size stretches to fit all. Six popular colors: Navy, red, orange, brown, green, white. Washable non-allergic yarn. Please state color and name. \$14.95 plus 50¢ postage.

### HOLIDAY GIFTS

Dept. 612-N, Wheat Ridge, Colorado 80033

### CURTAIN CHARM

#### RUFFLES ON UNBLEACHED OR WHITE MUSLIN

**Tieback**  
45", 54", 63" long ..... **8.00 pr.**  
72", 81", 90" long ..... **9.50 pr.**

**Tiers**  
20", 25", 30", 36", 40" long **6.00 pr.**  
2 pairs to window as shown 12.00

**Matching Valance**  
11" x 70" **2.75**

Unbleached are 70" wide per pr.  
White muslin are 74" wide per pr.



Write For Free Catalog

Charming, long-wearing, these unusually attractive curtains of pure white or off-white muslin retain their crisp appearance with a minimum of care. When ordering, please specify unbleached or white muslin. Please enclose check or money order. Sorry, no C.O.D.'s. Mass. res. add 3 1/2% sales tax. Postage and handling: under \$10 add \$1. for orders \$10 and over add \$1.75. Satisfaction guaranteed.

### COUNTRY CURTAINS

Dept. 120, Stockbridge, Mass. 01262

### ADDRESS LABELS with NICE DESIGNS

Any Initial, American Flag, Pine, Gull, Palm, Roadrunner, Saguaro, Rose (Also, Texas Flag, Maple Tree, Treble Clef, Palette). Up to 20 letters per line, 4 lines. Printed in black on white or gold gummed labels 1 1/2" x 1 1/2". 500 on white or 250 on gold, \$2.50 ppd. Or on Deluxe Size, 1 3/4" long, \$3.50 with design or \$2.50 without, ppd. Specify Initial or Design desired. Via Air Mail, add 39¢ per order. Bruce Bolind, 1612 Bolind Bldg., Boulder, Colo. 80302. [Since 1956, thanks to you!]

NOW - NEW BORDERLESS

## 24 COLOR WALLET PHOTOS

ONLY \$2.00

SPECIAL! 36 Black & White only \$1.00

Beautiful silk-textured & smudge-proof. Send Polaroid color print or photo (up to 5" x 7"), neg. or slide. Original returned unharmed. **GUARANTEED!** Add 45¢ for shipping. **ROXANNE STUDIOS, Box 1012, L.I.C., N.Y. 11101 Dept F-48**

FREE one photo in plastic

### SLEEPING BEAUTY

Dreamy Pajama in petal soft, opaque Nylon Tricot. Flaring sleeve, tunic and pull-on pants are luxuriously finished in ecru nylon lace. Machine-washable. Yellow, Lt. Blue, Pink, Orchid, Green, Black. Sizes P, S, M, L.



**\$12**

Add 90¢ post. Air Mail \$1.65 \$5 deposit for COD Satisf. Guar.

### VICKI WAYNE

610-ADN-Sa. Country Club Rd. Tucson, Az. 85716



### SNUG ANGORA HOOD

Soft and warm as toast, this cuddly hood buttons under the chin to fit like a helmet; covers head, ears and neck for windproof protection. A blend of washable angora, wool and orlon in fashionable winter white. Wear it with anything. One size fits all. A great gift idea.

\$4.98 each; 2 for \$9.75. Add 25¢ postage. FERRY HOUSE, N-12, Briarcliff Manor, N.Y. 10510

**"SAVE YOUR HEART"**

with a **STAIR-GLIDE®** stairway elevator

### RENTAL-PURCHASE Program Available

Your STAIR-GLIDE® installs easily and in less than 2 hours. No marring walls or stairway. No special wiring required. Shipped directly from factory within 3 days. STAIR-GLIDE® . . . the nation's largest selling stairway elevator!

USED BY THOUSANDS: CARDIAC PATIENTS, ARTHRITIS, SENIOR CITIZENS, RESTRICTED PHYSICAL ACTIVITIES, POST OPERATIVES . . . and household convenience.

WRITE FOR FREE BROCHURE AND NAME OF DEALER NEAREST YOU.

### AMERICAN STAIR-GLIDE® CORP.

4001 East 138th Street, Dept. AH12 Grandview, Missouri 64030

### Terrific

For your tiny treasures is this Walnut Shad-owbox Holder. A Lillian Vernon design, it is American-crafted of genuine solid walnut in its rich natural hue. Nicely topped with a decorative anti-que metal hanger. 3 1/8 x 8 1/8 x 1 1/4". \$7.98 plus 50¢ hdlg. Lillian Vernon, Dept. AD1, 510 So. Fulton Ave., Mt. Vernon, NY 10550.



### Gorgeous!

Ultra-feminine blouse flatters any figure with its smooth, fluid style. Flowing sleeves, deep cuffs and mock turtle neckline. 100% polyester with "silk jersey" texture. Long back-zip; tuck in or over-b blouse. Machine washable. White, black, pink, light blue, beige. S, M, L. \$17 plus 90¢ hdlg. Old Pueblo Traders, 600-ADB-S. Country Club, Tucson, AZ 85716.



### Butterfly tote bag

And a beauty! Genuine butterflies, ferns and flowers are permanently mounted in heavy duty sky-blue vinyl. Roomy and sturdy, it's 17"x15". Reinforced double handles; welded edges. Folds flat for convenient put-away when not in use. Super for sew-stashing, too! \$2.98 plus 65¢ hdlg. Harriet Carter, Dept. A-3034C, Plymouth Meeting, PA 19462.



### Irresistible!

White ceramic kitten adorned with blue floral sprays is topped with a charming, tiny yellow bird. It's the cat's meow for a candy dish, flowers, or simply a pretty decoration poised on a shelf or table. 8" long, about 5" high. A delightful and very different gift. \$3.95 plus 50¢ hdlg. The Added Touch, 12A Water St., Bryn Mawr, PA 19010.



### This way, Fido

How elegant can we be—a personalized placemat for your pet! Useful, foam mat won't slide around as animal eats. Nice for dogs or cats. Bright yellow background with black lettering. 22" x14" wipe-clean mat. Marked center for bowl. Specify cat or dog and name. \$1.69 plus 35¢ hdlg. Holiday Gifts, Dept. 612-M, Wheatridge, CO 80033.



### Post Card Album


Beautiful! Holds 200 U.S. and foreign cards in curved corner slots that make it easy to slip cards in and out. Faint guide lines insure neat titles and notes. Luxurious binder has padded leather-grained vinyl covers titled in gold. For lifetime pleasure. \$7.95 plus \$1 hdlg. 2 for \$15.95 post-free. Writewell Co., 372 Transit Bldg., Boston, MA 02115.







**Pears, pears, pears**  
Juicy Royal Riviera Pears are so juicy, they can be eaten with a spoon! These remarkable pears can be grown only in a few places in the world. You'll receive an entire box of America's rarest, finest fruit for your whole family to enjoy. Sensational as gifts! Order Gift #3, please. \$9.45. From Harry and David, Box 507G, Medford, OR 97501.



**Getting a cold shoulder**  
And steak, turkey, or what-have-you? These Frozen Food Labels identify every package in your freezer with special glow-green paper for easy finding and reading. Self-stick labels, there's a place to write contents, date, weight. 100 (2x1 1/2"), \$1. Freezer Marker Pen, 98¢. Walter Drake, AH76, Drake Building, Colorado Springs, CO 80940.



**Bicentennial beauty**  
American Bicentennial Commemorative Plate of pewterware encircles a full color porcelain plaque of the "Spirit of 76." "Golden six" touchmarks of the Williamsport Foundry are struck into back as proof of an individually cast piece. With signed and numbered certificate. 10 1/2". \$14.95. Romar Sales, RS-90, 380 Madison Ave., NY, NY 10017.




**Artfully yours**  
Simple, paint-by-the-number method turns you into a creative mural artist. 74 designs/subjects up to 12' wide; up to 3 color schemes. Every kit is complete with pattern, brushes, paints, \$2.95 up. Color catalog with decorator guide, color chart, instructions, 50¢. From Double M Marketing, AH-410E, Box 8500, Fountain Valley, CA 92708.



**"Tammy"**  
Sling-along in this terrific shoe that is snug-comfortable in super soft patent urethane. Cushioned insoles. 1 1/2" heels. Note the subtle, mini-platform sole! Black, camel, beige, or white. Sizes 4 through 12. N, M, W. \$13.95 plus 90¢ hdlg. Sizes over 10, \$1 extra. From Sofwear Shoes, Dept. AH-12, 1711 Main, Houston, TX 77002.



**Play chord piano**  
In just ten days, you will be able to play the piano even if you've never played before! A new chording system teaches you how to play "pop" tunes with your right hand as your left hand creates the rhythm with full, lush chords. Series of 10 lessons, \$3.95 plus 55¢ hdlg. J. W. Holst, Inc., Dept. AH124, 1005 East Bay, East Tawas, MI 48730.



**Fireside finery**  
It's so comfy and cozy by the fire, but it's an excellent idea to spark-protect your carpet or floor with an Eagle Flameproof Rug! Of heavy flameproof cotton duck, rug is black with a bright gold eagle. Handsome for foyer entrance, etc., as well! Measures 22"x44". \$5.98 plus 50¢ hdlg. Order from Holiday Gifts, Dept. 612-H, Wheatridge, CO 80033.

continued  
85

Easy to grow in soil or water  
Hawaiian "Good Luck"

# ti plant

It grows out of a log - so fast you can almost see it grow! All you do is put the Ti log in water and watch it grow. When it sprouts, put it in a pot. The bigger the pot, the bigger it will grow...from one to six feet tall. You can have the size you want. Grow it in sun or shade - it blossoms! The Hawaiian Ti plant makes an ideal gift. Your choice of red or green leaves. Guaranteed to grow!

ONE FOR \$100 3 FOR \$250

Please add twenty-five cents for postage and handling. Send To:

## ROBERTA'S

DEPARTMENT AH-4  
P.O. BOX 630, SHELBYVILLE, INDIANA 46176



### CUSTOM PRINTED SHIRTS

The latest craze—you think of the slogan and we'll print it! Any slogan... for your team... club... candidate... your favorite hobby... or whatever. Up to 30 letters printed on these quality cotton sweat-shirts or T-shirts. Machine washable, paint will not run or fade. Colors are powder blue or navy blue. Size S, M, L, XL. Specify size & color. Add \$2.00 extra for printing on both sides. We ship in 48 hours.

Sweat-shirt .....\$6.95  
T-shirt .....\$4.95

Write for FREE catalog  
**HOLIDAY GIFTS**

Dept. 612-B, Wheat Ridge, Colorado 80033

### SOLID BRASS MIST SPRAYER

\$2.98

2 for \$5.75

The way professionals pamper their plants, cut flowers, seedlings! Fabulous for touch-up ironing or pressing, too!



A super-fine mist to battle foliage and flowers—they'll look better, grow better, last longer. Buy 2 and save—keep one handy at the ironing board! Solid brass, lacquered, 6" high. #6414—Mist Sprayer...\$2.98, 2 for \$5.75. Add 50¢ post. & hdlg., N.Y. res. add taxes.

Dept. AD4  
510 S. Fulton Ave.  
Mt. Vernon, N.Y. 10550  
**Lily's Garden**

### READ-EAT-WATCH TV



IN  
RELAXED  
COMFORT

A joy for bed readers, a must for convalescents and a welcome gift for all. This elegantly grained mahogany plywood Folding Back Rest is super size, 16x24" high. A full 4 to 6" higher than other back rests. It gives full pillow support to head and back for firm sitting-up comfort. 5-adjustable positions. Vertical elastic cords hold your own pillow securely in place. Non-skid base. Conveniently light, it folds wafer-thin—no storage problem. \$10.98. We pay postage, ship in 6 hours, N.J. residents add 5% tax. Send check to:

**Better Sleep Inc.** BOX AB  
New Providence, New Jersey 07974  
**MONEY BACK GUARANTEE**



### FAMILY TREE CHART

Traces your lineage back to your great-great grandparents & through to your children showing clearly the relationship of uncles, 2nd cousins, etc. Spaces for 280 relatives arranged in proper order to one another. Quality antique parchment-like paper, 22 1/2" x 32 1/2". Comes in storage tube for permanent protection.

**\$198**  
Add 35¢ Post.

2 for \$3.85  
Add 45¢ post.  
Money Back  
If Not Delighted  
**HARRIET CARTER**  
Dept. AH-3004C, Plymouth Meeting, Pa. 19462





Five chain Necklace of varying length, size, and design. Center chain holds a handsome, removable filigree locket/pillcase. Attractive and sturdy clasp. Goldplated. 45" length. Would also make a beautiful gift.

### Heirloom-Look Goldplated

### LOCKET 'n CHAINS

**\$13** plus 40¢ postage  
airmail 60¢

Satisf. Guar.

### OLD PUEBLO TRADERS

600-ADJ-So. Country Club, Tucson, Az. 85716



### KING BED CONVERTER

Convert your twin size beds into luxurious king-size bed in seconds! Just place comfortable polyurethane SPAN-A-BED between 2 twin-size beds. Fits snugly—you'll never know it's there. Save dollars—no need for special bedding. A full 6' long, 14" wide. Light, strong SPAN-A-BED will support the strongest man. Rolls up for easy storage when not in use.

**\$5.98 plus .75¢ hdlg.**

### HOLIDAY GIFTS

Dept 612-C,  
Wheat Ridge, Colorado 80033

### Half-Caftan

Design is divine for entertaining! Exotic half-caftan style with zipper from gently rolled collar to mid-arm. One side sleeved. An *oolala* delight to softly shape and flatter. Fluid-flowing nylon. Washable. Multi-color blossoms on black background. S, M, L. \$30 plus 90¢ hdlg. Vicki Wayne, 610-ADC—S. Country Club, Tucson, AZ 85716.



### Herb-design plant pots

Earthenware pots with a dash-herbs motif are small enough for a windowsill! Nice, too, in a room whether growing herbs or plants. Pots are 3" across, 3" high. Each has saucer and drainage hole with removable plug. Speckled glaze. Assorted designs. 4 for \$6.98 plus 80¢ hdlg. Lilly's Garden, Dept. AD4, 510 S. Fulton Ave., Mt. Vernon, NY 10550.

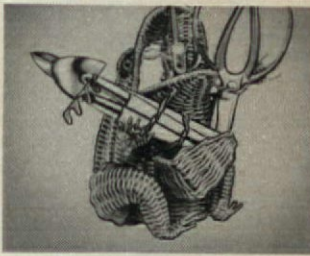
### Gingham goes to press!

Enjoy quaint gingham bedspreads with today's convenient care in polyester and cotton permanent press! Red with white; yellow with white; blue with white. 1/4" check. Twin size, \$30; double, \$35. Add \$1.75 hdlg. per order. Matching curtains available! Free brochure with sample swatches. Country Curtains, AH12, Stockbridge, MA 01262.



### Rattan garden frog

Here's your personal gardener—a handwoven enchanter for the indoor gardener. Filled with the necessities for plant perfection, scissors, rake, spade, hoe and spray atomizer. He is compact, practical and, oh, so adorable! 8" high; 7" wide. \$10.95 plus \$1 hdlg. Catalog, 25¢. Fran's Basket House, Dept. AH12, Rt. 10, Succasunna, NJ 07876.



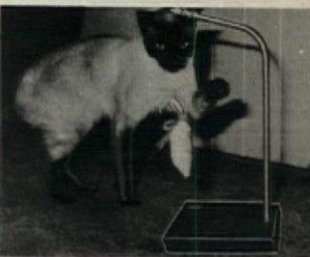
### Personalized mugs

Sensational mugs with his or her first names are fully insulated! Keep hot drinks hot; cold drinks cold. No "sweating" worries when mug is placed on table, etc. Dishwasher safe. Stackable. His mug with colorful stripes. Hers, colorful daisies. Nice for entire family! State first name; if male or female. \$4.50 each. Bolind, AH-12, Boulder, CO 80302.



### Kitty punching bag—plus!

Catnip-filled bag swings from a wire frame to fascinate your cat for hours. Switch the bag to a catnip mouse that bounces on an elastic tape, so kitty's interest and exercise are assured. With frame, punching bag, mouse, \$3.49 plus \$1 hdlg. Pet Accessory Catalog for dogs and cats, 25¢. Du-Say's, Dept. P-51, Box 24407, New Orleans, LA 70184.



### Victorian clothes rack

Stunning cast-iron rack sparks a friendly touch in hallway, bathroom, kitchen, or bedroom. Reproduced from the colorful Victorian era, it has 5 large swing-away arms with 3 hooks on each for hats, coats, towels, etc. Extends 7 1/2" from wall. 14" wide. \$3.98 plus 75¢ hdlg. From Holiday Gifts, 612-J, Wheatridge, CO 80033.



### DATED NEWSPAPER COPY

Find out what happened the day you were born—or any other special date. You pick the date—any time from Jan. 1, 1900 through Dec. 31, 1964; you'll get the front page copy of the New York Herald Tribune for that day. Specify exact dates. \$2.25 Write for FREE catalog of gifts

### HOLIDAY GIFTS

Dept. 612-D, Wheat Ridge, Colorado 80033

### FURNISHED IN EARLY AMERICAN?

Send 50¢ For Famous Sturbridge Catalogue "1,000 Items For Furnishing An Early American Home"

Everything in Early American. All by mail at modest prices. Money-Back Guarantee even includes shpg. chgs. both ways. **SYW** 100,000 people a year visit our Shop

**STURBRIDGE YANKEE WORKSHOP**  
the Nation's Center for Early American

4124 Brimfield Trnkp., Sturbridge, Mass. 01566



1852 50¢ CALIFORNIA "GOLD" PIECES 1852

25 Assorted .....\$12.00

**75¢ Ea.** Seven Different ....\$ 4.00

.50¢ postage per order.

**DLH SALES**

422-A Washington Building  
Washington, D.C. 20005

**PM** FINEST QUALITY...

**CHAIN LINK COPPER BRACELET**  
Why do people buy copper bracelets? For medicinal reasons? For good luck? We don't know the answer to this mystery but many are purchased. We make no claims except that ours are PURE SOLID COPPER.

1 Bracelet.... 5.95  
2 Bracelets.. 9.00  
(Post. & hand., add 50¢)

**24 KT. GOLD PLATE MONOGRAM PIN**  
An elegant custom made 3-initial pin. Makes the perfect gift for any occasion. Pin is 2" x 2 1/2" with safety catch. Print initials and underline last initial.

1 Pin .....10.95  
2 Pins .....18.00  
(Post. & hand. add \$1.)

Send check or money order to: PM Development Corp., 2090 Dolphin Ct., Dept. A, Merrick, N.Y. 11566. Master Charge accepted on order of \$10 or more. Give card no., exp. date and IBC No.

**Hotel-Motel-Resort CAREERS** are tailor-made for **WOMEN!**

**Train at Home in Spare Time**  
The Hospitality Industry is growing and going great all over the world. And women find equal-opportunity and equal-pay positions more readily in Hospitality than in most other industries. Because Hospitality is, indeed, woman's business by nature, by disposition, by inclination. Women can move up as fast as men in this challenging, rich and rewarding field. Train with a school with over 50 years of experience. Start at home in your spare time. Finish with 1 week of optional resident instruction.

**You Risk Nothing! Details FREE!**  
Get the facts. No obligation. You risk nothing to inquire or to start. Graduate referral service. Write for details about the career of a lifetime... perfect for women!

**LEWIS HOTEL-MOTEL SCHOOL, Dept. 8612-N**  
2301 Pennsylvania Ave. N.W., Wash., D.C. 20037

**INDIAN-LINCOLN CENTS**  
By The Pound!

I'm selling my trunkful from the 1880's to WWII.

One Pound ..... \$11  
Sample Sack ..... \$3  
(25 pcs.)  
Add \$1 per lb. for postage and handling.

**MRS. PENNY FISHER**  
Box 1778-BH, Encino, Cal. 91316



# HOUSE PLANT BARGAINS!

## SPECIAL-BY-MAIL!

Unique Plant Has Color-Changing Foliage!

Imagine!  
Fragrant  
White  
Flowers  
in Shady  
Rooms!

COFFEE  
PLANT



Yes, lovely clusters of sweetly scented white flowers and radiant green leaves . . . in sunless

**\$1.50**  
ea.

(2 for \$2.75)  
(3 for \$3.75)

rooms . . . and without much attention! How? Well, this is the same type of plant (Coffea arabica) raised in the tropics—but under the shade of large trees! Does well where most other house plants starve for sun. Flowers turn to red berries . . . coffee beans! Already started in 2½" plastic pots.



HEAVENLY  
BAMBOO

**\$1.50 ea.**

(2 for \$2.75)

Fascinating indoor plant (Nandina domestica) is prized for its attractive color-changing foliage, beautiful white flower clusters, bright red berries, reed-like stems. Oriental beauty is easy-to-grow, requires little care. You'll receive bushy, well-rooted plants in 2¼ in. plastic pots.



Dazzling, Colorful Blooms Indoors!

Trailing IVY GERANIUM

This is the thrilling Ivy Geranium you have seen sending its colorful flower heads tumbling down over planters, indoor window boxes and bookshelves. And now it can happen in your home in a rainbow assortment of our choice—brilliant red, satin pink and creamy white. Strong, well-rooted plants, already growing in 2¼" plastic pots.

**\$1.35**  
ea.

(2 for \$2.50)

Watch  
Nature  
At Work!  
Mysterious . . .  
Educational!



See Roots Growing in Water!

Tea Cup HYACINTHS

Your whole family will have a world of fun watching these indoor blooming Hyacinth Bulbs grow into gorgeous flowers right before your eyes. Need no soil. Just place bulbs in a tea cup or in a tall, clear glass and add water. Grows fast. Soon the cup or glass is filled with graceful waving roots and the bulb bursts into a velvety pastel colored bloom. Very attractive. Especially fragrant. Doesn't even need sunlight.

**50c**

ea. when you  
order two  
(4 for \$1.75)  
(6 for \$2.50)

Mini  
Garden!



Very  
Special  
**\$2.00 ea.**

(2 for \$3.75)  
(3 for \$5.00)

## All You Do is Water These PASSION FLOWERS

**\$1.50**

(2 for \$2.75)  
(3 for \$3.75)



Passiflora, probably the most exotic of all flowering vines—yet thrives in homes! Blue-purple blooms (up to 4" across), set off with delicate pink filaments, have a fascinating religious significance. According to legend, the ten apostles, the cornucopia to the crown of thorns, and five anthers to the five wounds, and the three stigmas to the three nails. Already growing in 2½" plastic pots.



## Two FREE GIFT offers!

Orders for \$2 or more will get three amazing Air Plant Leaves—grow and reproduce on air alone! Orders for \$5 or more will also get TWO Miniature Orchid bulbs—a reg. \$1.50 cat. value—beautiful blooms indoors this winter! All free—order now!



## CLIP THIS

SEND NO MONEY. On delivery, pay postman for the items plus COD charges.

SAVE MONEY. Enclose payment with order plus only 65¢ postage and handling.

### Full Protection GUARANTEE

All stock guaranteed to be of high quality, exactly as advertised, and to arrive in good healthy condition, or purchase price will be refunded. Return shipping label only—you keep items. (1 yr. limit.)

### HOUSE OF WESLEY, NURSERY DIVISION

R.R. #1 Dept. 2979-5 Bloomington, Ill. 61701  
Send items checked below: Prepaid  COD

HOW MANY	CAT. NO.	ITEM	COST
	230	Coffee Plant	
	413	Glass Garden	
	425	Heavenly Bamboo	
	458	Tea Cup Hyacinths	
	617	Passion Flower	
	841	Trailing Ivy Geranium	

Add 65¢ postage and handling:

Ill. Res. add 5% sales tax:

Total:

Total enclosed \$\_\_\_\_\_ (NOTE! Orders for \$2 get three Air Plant Leaves; \$5 or more also get two Miniature Orchid Bulbs . . . all FREE!)

Name \_\_\_\_\_

Address \_\_\_\_\_

City \_\_\_\_\_

State \_\_\_\_\_

Zip Code for Fastest Mail \_\_\_\_\_

## Amazing Six-In-One GLASS GARDEN Plants

• Often Called Terrarium • Produces Its Own Water Supply • Goes Unattended for Months. You get a packet of 6 unusual woodland plants that will fill any gallon-size container with a charming mini garden in just 2 to 3 weeks. Includes Red Partridge Berries, white flowering Rattlesnake Plantain, tree-like Ground Pine, fern-like Club Moss, palm tree-like Pipsissewa and carpet-like Sheet Moss. Order one for yourself and several for gifts! Glass container not included.

HOUSE of WESLEY, Nursery Division, Bloomington, Ill. 61701





**NEEDLEPOINT TREE ORNAMENTS** are easy to make for Christmas. Each kit includes canvas, Paterna Persian wool, needle, design chart, and instructions. Size 3½" to 5" tall.

- Soldier Kit ..... \$2.00
- Lollypop Kit ..... \$2.00
- Candy Cane Kit ..... \$2.00
- Gingerbread Man Kit ..... \$2.00
- Drum Kit ..... \$2.00
- Raggedy Ann Kit ..... \$2.00
- Raggedy Andy Kit ..... \$2.00
- Gingerbread House Kit ..... \$2.00
- Any six kits ..... \$10.95

PLUS 50¢ POSTAGE & HANDLING  
Pa. Res. Add 6% Sales Tax. Sorry No COD's

**VICTORIA GIFTS**  
12-A Water St., Bryn Mawr, Pa. 19010

**ADJUSTABLE T.V. POLES**

Hold your portable T.V. right where you want it without awkward tables or stands. Takes any width, up to 14" deep, 17" high. Black decorator pole has spring tension rod to adjust to 7½ to 8½ ft. ceiling heights. Can be set up in Hi or Low position. Hi position is great for reclining watchers!

Made in U.S.A.  
**\$12.95**  
plus \$1 postage  
We ship in 24 hrs.  
Extension for higher ceiling, add \$2.00

Write for **FREE** catalog  
**Holiday Gifts**  
Dept. 612-A  
Wheat Ridge, Colo. 80033

**TREAT BABY TO HOME-COOKING!**

with the new **happy baby FOOD GRINDER**

Designed by a doctor to prepare cooked fruits, fresh vegetables, tasty meals just right for babies 2 to 14 months. Small, compact, unbreakable, easy to clean and sterilize! Processes healthful fresh foods in seconds with no muss nor fuss! Built-in feeding cup lets you prepare and serve right at the table. An ideal gift!

In white ..... \$5.98 plus  
Ill. Res. add 5% tax. \$1.19 P & H.  
Gift catalog 50¢

**HOUSE OF MINNELL**  
Deerpath Rd., Dept. 1124, Batavia, Ill. 60510

# Kelly Bros. FREE Catalog

Shade trees, flowering trees, evergreens, shrubs, lilacs, roses, lilies, nut and dwarf fruit trees, berries, grapes, vegetable and flower seeds and more. Buy everything direct from grower and save.

Fill Out and Mail Today  
**KELLY BROS. NURSERIES, INC.**  
601 Maple St., Dansville, NY 14437

KELLY BROS., 612 Maple St., Dansville, NY 14437  
Send free, postpaid, big Kelly Spring Garden Guide & Nursery Catalog with special offers.  
(If west of Mississippi R., I enclose 50c)

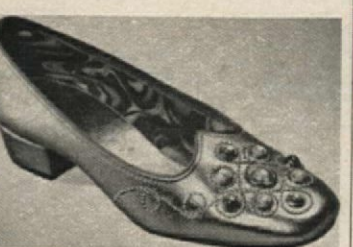
PRINT: Name.....  
St. or R.D.....  
P.O. & State..... ZIP.....  
No catalogs to Wash., Ore., Calif., Arizona



**Personalize your stitchery**

Your creations deserve the stylish finishing of these rayon taffeta labels; sew into dresses, knitted items, etc. Background is eggshell with harmonizing brown and red trim. Name imprinted to match. Specify choice of label and your name (print clearly).  
15/\$1.25; 45/\$2.25 or 60/\$2.75.

**HOLIDAY GIFTS**  
Dept. 612-E, Wheat Ridge, Colorado 80033



**FOOT-DEEP IN JEWELS**

"GEM"—opulent leather pumps with multicolored "jewels" and bright metallic braid. 1 inch heels. In Gold, Black or White. \$14.95. Sizes 4 through 12; Narrow, Medium or Wide widths. No half sizes over 10. \$1.00 extra per pair for sizes over 10. Add 90¢ postage for each pair ordered. Prompt refund if not delighted. Free catalog.

**SOFWEAR SHOES.** Dept. G,  
1711 Main, Houston, Texas 77002.

**Got a beef?**  
If today's prices have you down, you'll appreciate this reprint of a 1931 Food Ad that lists beef at 19¢ a lb., etc. Ahh well. Dry those tears; enjoy life! Ad is in weathered walnut pine shadow box frame. 14½ x 5 x 1". A fun (?) gift! \$3.50 plus 50¢ hdlg. 2 for \$7.50. From No Nonsense Shop, Dept. 101-AH, 808 White Bridge Lane, Hanover Park, IL 60103.

**Portugal pretties**

Owl and Turtle Thimbles are just adorable for sewing or simply sittin' on a shelf. Lavishly silver-plated and gold-washed interiors. Deeply embossed with stunning scrollwork—one a tiny turtle, the other, a wide-eyed owl. Imported from Portugal. 1". \$3.50 each. Both for \$6.75. Add 25¢ hdlg. Ferry House, Dept. AH12, Briarcliff Manor, NY 10510.

**By gin, it's Joe!**

Whoever is your tender barkeep, his name is hand lettered on this wood grain Bartender Plaque, plus a caricature drawing from photo you send (original returned unharmed). Be sure to state name, color of eyes and hair. Plaque measures 10"x15". Cheers to a smashing gift! \$15. From Bruce Bolind, Dept. AH-12, Boulder, CO 80302.

**Go get 'em, tiger**

You and your mate can stalk around the house in cozy comfort in these warm, stretch-to-fit Tiger Slipper Socks. Orange/black orlon acrylic paw print topped with "ferocious" white felt claws. Genuine leather heels, soles. A rip-roarin', foot-fun gift for anyone! \$3.98 plus 25¢ hdlg. Holiday Gifts, Dept. 612-L, Wheatridge, CO 80033.

**Armchair artistry**

Visit "The Magnificent World of Art" via this beautiful color catalog with over 200 reproductions of the world's most famous paintings on textured artist canvas in four popular sizes. Prints available matted, mounted, etc., in variety of frames. 99¢ to \$40. Catalog, 50¢. Lambert Studios, Dept. AM15, 910 N. La Cienega Blvd., Los Angeles, CA 90069.

**The "scarlet maple"**

This magnificent red-leafed shade tree has been hailed by experts as the "2-in-1" tree because of its great beauty and speed of growth. Its leaves are a brilliant red in the autumn and it grows up to 30' over a 5-year period. 2 trees, \$7.98; 4 for \$12.98; 8 for \$22.98. From the Nursery Barn, P.O. Box 712BA, McMinnville, TN 37110.



**Burma Shave signs**

Too young to recall? "Verse the Side of the Road" is a nostalgic story of famous Burma Shave signs that entertained along the way when motor travel was slow and easy. Hmmm, pre-much up-to-date, come to this of it! Hardbound and handsome 600 illustrated verses. \$4.95. Holiday Gifts, Dept. 612-Wheatridge, CO 80033.





# Love & Sex



An adventurous illustrated guide to lovemaking that takes you just as far into pleasure as you choose to go.

LOVE AND SEX is a totally new kind of sex manual.

In 256 pages and hundreds of beautiful full-color illustrations, it proves how sex can be *infinitely* varied, *infinitely* exciting and *infinitely* NEW — throughout every period of married life.

Going far beyond a mere parade of basic techniques, it soars as well into the realm of imagination, to instill and revive the warmth and tenderness of romantic love.

LOVE AND SEX is tasteful, but it pulls no punches.

It is authoritative, but never dry or dull.

With warmth and humanity it answers *all* your questions—clearly, frankly and in complete detail and it shows how the ardent excitement of a couple's first encounters together can be made to last a whole life long. From the honeymoon to the Golden Anniversary and beyond.

**In it you'll discover —**

The ultimate pleasure for women, how to achieve it and exactly *when* you're most likely to do so (pp.13).

The importance of stimulation in lovemaking. New pleasures for longtime partners, some guides to the active imagination (pp. 151)

A particularly stimulating and natural way for couples to make love (pp. 142).

The art of loving and the importance of how a couple must understand and care for each other's needs (pp. 129).

Understanding sexual inhibitions and their effect upon the relationship between a man and woman (pp. 224).

The importance that imagination can bring to love-making and to loving (pp. 148).

Positions for love making to match your mood, tastefully photographed, plus positions for the

adventurous that introduce a whole new dimension to lovemaking (pp. 170).

Plus, all you want to know about the male and female anatomy, orgasm, the role of heredity, sexual disorders, conception, birth, abortion, venereal diseases, contraception, menopause, the causes and treatment of premature ejaculation, impotence, and sterility homosexuality, frigidity, infidelity, and much, much more.

**66 Chapters—Over 250 Illustrations**

LOVE AND SEX is an imposing book in every respect. It is as large as an art book, measuring 8½x11½ inches, with a lavish binding stamped in gold. It is printed on fine art paper and vividly illustrated with over 250 photographs and drawings, 164 in lifelike full color. It is divided into 66 chapters that deal frankly and in unembarrassed terms with every aspect of sex and sexual relations.

Perhaps no other book before it has gone to such time, trouble and expense to describe and help improve the sexual needs and pleasures of men and women in all their infinite variety.

With LOVE AND SEX in your home you will discover just how rewarding and fulfilling marital relations can be. And that is exactly as it should be.

### No-risk Examination

Mail the coupon today to receive your big, beautifully illustrated LOVE AND SEX Encyclopedia. Examine it in the privacy of your own home. Share it with your spouse. And then make your decision. If you don't agree that LOVE AND SEX can infinitely enrich your life with its wealth of fascinating information, ideas and techniques, simply return the book for a full refund.

**MONEY BACK GUARANTEE!**  
**For Sale To Adults Over 21 Only**

Here is Just a Partial Listing of the Comprehensive Contents—

### THE ART OF LOVING

- Is orgasm always necessary?
- What is 'normal' sex?
- Pleasing a man with small fetishes
- The place of imagination in love-making
- Masturbation as a substitute
- Sex after menopause
- Does a man get too old for sex?
- How to satisfy your partner
- Positions for loving

### THE PHYSIOLOGY OF SEX

- Female orgasm—what is it?
- The truth about multiple orgasm
- Female sex organs
- Conception and misconceptions
- Physical changes in pregnancy
- Female disorders
- Male orgasm—what is it?
- Male sex organs
- Circumcision: facts, myths, and prejudices
- Sexual capacity
- Male disorders
- The arousal gap
- Misconceptions about sex
- When contraception is a problem
- Venereal diseases
- Advances in sexual research

### THE PSYCHOLOGY OF LOVE

- What making love means
- The psychology of the female
- Frigidity
- The psychology of the male
- Premature ejaculation; causes and treatment
- The truth about impotence
- Nudity
- The psychology of orgasm
- Sexual incompatibilities
- Masturbation—the realities
- Sexual inhibitions
- Love and laughter
- Why infidelity?
- The appeal of pornography
- Fantasies

CROWN-CASTLE Ltd., Dept. LS-135

51 Bank Street  
Stamford, Conn. 06901

Please send me the illustrated Encyclopedia of LOVE AND SEX for only \$10.95. I understand I may examine the book in my own home for 30 days. If I am not completely satisfied I can return for a full refund.

(Please add 35¢ postage and handling)

Enclosed is \$ \_\_\_\_\_

Name \_\_\_\_\_  
(Please Print Clearly)

Address \_\_\_\_\_

City \_\_\_\_\_

State \_\_\_\_\_ Zip \_\_\_\_\_

SAVE! Order two books for only \$19.95 postpaid!

Connecticut Residents Add 6% Sales Tax



# HAWAIIAN

1975 Calendar

Beautiful, colorful scenic pictures  
Authentic — in Hawaiian  
and English languages  
Full calendar size 17 x 11"

A perfect gift item  
\$1.75 each or three for \$4.95  
Mailed promptly—  
we pay postage

Send check or money order to  
Hawaiian Calendars,  
Dept. AH, Box 10372, Honolulu, Hawaii 96816

**\$1795**  
plus \$2.00  
postage

**RATTAN SWAG LAMP**  
Handwoven by Chinese  
craftsmen in graceful  
tulip shape comes elec-  
trified with dimmer  
switch 18 ft. chain and  
hooks for hanging.  
Adjustable height from  
ceiling. 15" dia. by 11"  
high. Painted in white,  
green, blue, yellow,  
orange, pink or black add  
\$4.00 Use  
up to 150  
watt bulb.  
VISIT OUR  
WARE-  
HOUSE  
SHOW-  
ROOM  
FRAN'S  
BASKET  
HOUSE

SKND 25¢  
FOR  
CATALOG

Rt. 10, Dept. AH12, Succasunna, N.J. 07876



**Fancy Pants Preserves**  
We'll bet a taste bud that grand-  
ma's preserves would pale beside  
these sumptuous Northwest pre-  
serves! Winners of the Gold  
Medal for excellence at the Cal-  
ifornia State Fair, too! Four gift-  
ready jars of Wild Mountain  
Blackberry, PearServes, Oregold  
Peach and Strawberry. Order Gift  
#353. \$7.45. Harry and David,  
Box 507F, Medford, OR 97501.

**Automatic golf scorer**  
Keep track of your golf score  
with easy accuracy. No need to  
carry pencil and tally card, scor-  
er automatically counts strokes  
and scores total. In gold-tone,  
tarnish-proof metal case with  
sturdy leather strap. Wear like a  
watch! Great gift for any golfer!  
\$2.98 plus 50¢ hdlg. Holiday  
Gifts, Dept. 612-K, Wheatridge,  
CO 80033.

**Teepee playhouse**  
Young braves or little squaws will  
whoop and holler happily with  
this teepee to play in! Colorfully  
decorated with beautiful Indian  
lore, it's made of heavy duty  
fibroboard. Sets up in seconds;  
folds flat for storage. A generous  
4½' tall! Terrific gift! \$7.98 plus  
\$1 hdlg. Harriet Carter, Dept.  
A-3014C, Plymouth Meeting, PA  
19462.

**Good-bye tarnish**  
Gorham silverware drawer pads  
of Pacific Silvercloth will keep  
your silverware neat, clean, and  
handy. And, you'll always be  
ready for last-minute company!  
Standard size (14x12x2½")  
holds 108 pieces, \$8.98. The  
jumbo size (17½x14x2½")  
holds 120 pieces, \$9.98. Add 95¢  
hdlg. each. Holiday Gifts, Dept.  
612-G, Wheatridge, CO 80033.

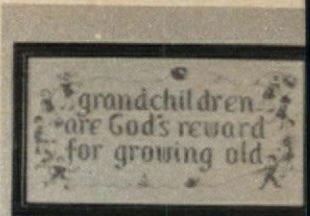
**BASEMENT TOILET**  
Flushes up to existing sewer  
or septic tank by powerful,  
self-contained pump operated  
by normal water pressure. No  
digging up floors. Clog resis-  
tant, easily installed. Make  
basement into game room,  
den, apartment with private bath. Increases  
the value of your home. Financing available.  
Dealer inquiries invited. Free catalog.  
DOSS, Dept. J-27, Box 10947, Houston, Tex. 77018  
Dept. 364, 73 Fifth Ave., New York, N.Y. 10003



**It's an apron!**  
"Pam is the title  
of this darling  
apron and what  
a pretty role she  
plays! Back-tie  
neck, a full wrap  
around, wear  
with a body  
stocking as a  
complete party  
outfit. One size  
fits all. Cotton.  
Colors: patch-  
work red, blue,  
or brown. It's  
\$14.95 plus 90¢  
hdlg. From Sof-  
wear Designs,  
AH12, 1711  
Main, Houston,  
TX 77002.




**Rewarding sampler!**  
"Grandchildren are God's re-  
ward for growing old" is in-  
spiring to cross-stitch on this  
touching sampler. Kit: stamped  
linen, colorful floss, 8½"x16"  
wood frame in mahogany or  
maple finish. Or, Children's sam-  
pler: "Children are our hope for  
the future." \$3.95 plus 50¢ hdlg.  
each kit. Victoria Gifts, 12A Wa-  
ter St., Bryn Mawr, PA 19010.



**It's copper!**  
Yes, this pretty, lacy bracelet is  
scrumptiously crafted in solid  
copper. Delightfully delicate,  
feminine and flexible to circle  
any pretty wrist. ¾" wide! Magic  
curing powers? Who knows, but  
it surely is what the fashion doc-  
tor ordered! Great for gifting.  
\$1.98; 2 for \$3.50. Add 45¢  
hdlg. Ferry House, Dept. AH12,  
Briarcliff Manor, NY 10510.



**On a happy note**  
*Melodies of Days Gone By* is  
filled with songs everybody sang  
about the turn of the century.  
Five volumes in all, each has 96  
pages with words and music.  
Great gifts, too, for music lovers  
and collectors. \$1.50 for each  
volume. All 5 volumes for just  
\$5. Order from Tower Press,  
Inc., Box 428-CBC, Seabrook,  
NH 03874.



**Mmmm, make mints!**  
Make "professional" candy mints  
simply and very quickly by using  
these rubber candy molds. Ideal  
for holidays, weddings, any  
party, etc. Comes with free,  
easy no-cook recipes. Order daisy,  
bell, leaf, santa, rose, or star.  
\$1.25 each mold; 3 for \$2.85;  
6 for \$5.10. Free color catalog.  
Judy's of California, Dept. 36C,  
Box 728, Lompoc, CA 93436.




**Bamboo orchid, a beauty**  
Breathtaking, it blooms all year  
in your home. Grows with arti-  
ficial or natural light. Flown direct  
from Hawaii, you receive plant  
15" to 18". Soon, flower appears,  
white with purple lips. \$2 plus  
50¢ hdlg. 2 plants for \$4 plus  
75¢; 4 for \$7 plus \$1. Gary Evan  
Hawaii Nursery, Dept. AH12,  
175 Fifth Ave., New York, NY  
10010.



**Baby's safety chair**  
Now, baby can join the family at  
feeding time. Convenient and tidy,  
safety chair clamps securely to  
table or counter and is held firmly  
by baby's own weight. Chromed  
steel frames with sturdy plastic  
seat and back. For up to 4 years.  
\$8.98 plus \$1.39 hdlg. Gift cat-  
alog, 50¢. House of Minnel,  
Dept. 1124E, Deerpath Rd., Ba-  
tavia, IL 60510.



**Foot freedom!**  
Blanket Support keeps sheet and  
blankets up and away from your  
feet to let them "breathe." Fits  
all beds for unconfined foot com-  
fort. Actually makes beds seem  
bigger. The plastic-coated steel  
arms folds invisibly flat when bed  
is made. Ideal gift for restless  
sleepers, convalescents, etc. \$7.98.  
Better Sleep, Inc., Dept. AH12,  
New Providence, NJ 07974.





**THE PURCHASE OF A LIFETIME  
...FANTASTIC LOW PRICE!  
50 PIECE SET ONLY \$22.95**



**STERLING SILVER PISTOL-HANDLED  
FLATWARE OF 1776...*Reproduced as  
authentic replicas in satin finish stainless*  
NOT \$44.95! NOT \$34.95! ONLY \$22.95!**

Your home can reflect the candlelight appeal and gracious atmosphere of Early American Colonial elegance when you grace your table with this incredibly beautiful service. Through a special purchase, we can offer you the famous Pistol-Handled Flatware with all its stunning Colonial simplicity in magnificent, satin finish stainless steel at just a fraction of what you would pay for luxurious Sterling Silver. Each and every piece is a masterpiece of authenticity—an exquisite replica of the famous Paul Revere settings that highlighted many a candelit Colonial dinner. The knives are the genuine hollow pistol grip handles; the forks are the graceful 3-tined design. And because the entire 50-Piece Set is made of modern stainless steel, you can clean them in your dishwasher without the slightest care.

**LIMITED SUPPLY AVAILABLE AT  
THIS VERY SPECIAL LOW, LOW PRICE**

Don't be disappointed! Take advantage of this amazing low price while our supplies last. Order now and we'll send you the complete service for 8 including 8 Pistol Grip Hollow Handle Knives; 8 Dinner Forks; 8 Salad Forks; 8 Soup Spoons; 16 Teaspoons PLUS a SPECIAL FREE GIFT of a matching Butter Knife and Sugar Spoon—50 pieces in all. The entire set is yours for just \$22.95 on full money back guarantee if you are not absolutely delighted. But don't delay. Due to the rising cost of quality stainless steel, the price of this set will be increased in the very near future. Take advantage of our truly low price while current supplies last. Mail coupon today!



**Complete Luxury Service For 8  
50 PIECE SET ONLY \$22.95  
While Supplies Last**

**CROWN-CASTLE Ltd., Dept. PGS-123  
51 Bank Street  
Stamford, Conn. 06901**

Please send me the 48 Piece Stainless Steel Pistol Grip Flatware set plus the FREE Butter Knife and Sugar Spoon for just \$22.95 on full Money Back Guarantee if I am not absolutely delighted. Please add \$2.00 for postage and handling:

Enclosed is \$ \_\_\_\_\_  
Name \_\_\_\_\_  
(Please PRINT Clearly)  
Address \_\_\_\_\_  
City \_\_\_\_\_  
State \_\_\_\_\_ Zip \_\_\_\_\_

**SAVE: SPECIAL OFFER.** Order two sets for just \$44.95 plus \$2.00 postage and handling.

----- Connecticut Residents Add 6% Sales Tax -----



# OPPORTUNITY MART

## KITCHEN—COOKING

★ **AMISH COOKBOOK**, 450 creative recipes using everyday ingredients. Send \$3.95 to: Cookbook, 2544D Mt. Vernon, Youngstown, Ohio 44240.  
**THOUSANDS OF RECIPES FREE**. Guaranteed details \$2.00. Box 754, Kent, Ohio 44240.  
 6 **SYRIAN RECIPES**. Authentic Middle Eastern delights. Plus gift catalog \$1. Syrocco, 605C Greentree, Wildwood, IL 60030.

## HOME AND FAMILY

★ **HAPPY FAMILY**: Parents read to children at bedtime. Send stamped addressed envelope for book listings: children's tales and adventure. Russel, Box 398, Maplewood, N.J. 07040.

## CONTESTS

★ **POETRY AWARDS MONTHLY**. Free Forms. Clover, Box 4989, Washington, D.C. 20008.

## PHONOGRAPH RECORDS

**JEWISH SANTA?** "Fat Man on the Roof"—Holiday Musical Gift Album—\$4.95 Ck/M.O.: Pacemaker Records, 3731-Q, Santa Monica, CA 90403.

## OF INTEREST TO ALL

**TAPES, RECORDERS, SOUND EQUIPMENT**. Discounts! Catalog \$1.00. Tower, #33098, Washington 20028.

## OF INTEREST TO WOMEN

★ **BAKE NEW GREASELESS DOUGHNUTS** in kitchen. Sell stores. Free recipes. Ann Ray, Waseca, MN 55989.  
**\$35.00 DAILY POSSIBLE** addressing-stuffing envelopes. Typewriter-longhand. Information: Send stamped addressed envelope. Ame-6, Box 310, LeMars, Iowa 51091.

★ **30 TOWELS \$1.50 PPD**. Soft, durable, unwoven cotton and rayon. 18x12. Money-back guarantee. Sandy's Shoppe, 15 Patti Ct., Franklin, Ohio 45005.

**\$800 MONTHLY POSSIBLE** addressing-stuffing envelopes (longhand-typing) your home. Experience unnecessary. Details, send stamped addressed envelope. American, Excelsior Springs, Mo. 64024.

**\$200 WEEKLY "COPY" TYPING**. \$100 Addressing-Stuffing Envelopes. Send stamp. Publishers, Box 75010-E, Oklahoma City 73107.

**HOMEWORKERS! TO \$125.00 WEEKLY** addressing for firms. Begin immediately! Information-stamped, addressed envelope. FHP, 89-TG12, Brooklyn 11235.

**\$300.00 WEEKLY POSSIBLE**—stuffing envelopes. Start immediately! Details, \$1 (refundable). Royal-H7, Box 36643, Los Angeles 90036.

## BUSINESS OPPORTUNITIES

**BECOME OUR MAIL ORDER DISTRIBUTOR** with \$150 investment. Free brochure. Audit Controls, 260 Brookside Ave., Fair Lawn, N.J. 07410.

## SPARE TIME—MONEY MAKING OPPORTUNITIES

★ **HOW TO MAKE MONEY** Writing Short Paragraphs. Information Free. Barrett, Dept. C-18-S, 6216 N. Clark, Chicago, Illinois 60665.

**STUFF ENVELOPES**. \$25.00 Hundred. Immediate Earnings. Send stamped envelope. United, Box 492, San Diego, California 92112.

★ **HOW TO MAKE MONEY ADDRESSING**. Mailing Envelopes. Offer Details 10c. Lindbloom Agency, 3836 Peterson, Chicago 60609.

**IMMEDIATE EARNINGS** stuffing envelopes. Beginner's Kit, \$1.00 (refundable). "Loward's", Brea, CA 92621.

**\$25.00 HUNDRED STUFFING ENVELOPES**. Send Stamped, Addressed Envelope. Tayco, Box 8010LA12, Stockton, CA 95208.

★ **STUFF-MAIL ENVELOPES**. \$250.00+ per thousand profit possible! Offer details: stamped envelope. Kings, B-37K-MAH12, Jamaica 11422.

**EARN AT HOME ADDRESSING**—mailing high profit paying circulars! Details 25c. Wright, 130 West 42nd, #1306-AM, New York, N.Y. 10036.

## PERSONAL—MISCELLANEOUS

★ **IS THERE A SANTA CLAUSE?** Send for this beautiful poem (greeting-card style) written especially for children now asking this question! \$1.25 postpaid (Air-mailed). 4026 Sacramento St., Concord, CA 94521.

## CLASSIFIED'S GUARANTEE

**CLASSIFIED, INC.** guarantees refund of any initial money sent in direct response to the above advertisements. AH-12.

# SHOPPING INFORMATION

Merchandise listed here is available in leading department and specialty stores. If you cannot find it, write to **American Home, Reader Service, 641 Lexington Ave., New York, N.Y. 10022**. Items not listed may be privately owned or custom made.

## OUR BEAUTIFUL CHRISTMAS QUILT

Cover and page 10. All sources N.Y.C.: Quilt from a collection of one-of-a-kind antiques, America Hurrah Antiques; wreath (cover), pinecone/berry arrangement, Ray Kohn of George Cothran Flowers; Windsor chair, painted blanket chest (both, cover), Dorothy Schlesinger Antiques; pine chest, Isabel Worsley, Inc.

## CREATE A PARTY SETTING IN THE HOLIDAY SPIRIT

Pages 46-49. Living room: Area rug, "Custom Needle Point," Stark Carpet Co., N.Y.C.; wing-chair fabric, Greef Fabrics, Inc., N.Y.C. All sources Los Angeles, Calif.: Sofa fabric, "Fraises de Bois," Brunschwig & Fils, Inc.; wing

chairs, Minton/Spidell, Inc.; coffee table, basket lamp, Quackenbush & Winkler; painting over fireplace, Charles Pollack; knit pillows, Snyder Brunet; end tables, baskets, accessories, Charles Gill, Inc.

**Dining room:** Wallpaper, "Gingham," Hannett Morrow Fischer, Inc., N.Y.C. (through Snyder Brunet, Los Angeles, Calif.); chair-seat fabric, "Tybernia," Quadrille Wallpapers, Inc., N.Y.C. All sources Los Angeles Calif.: Table, Quackenbush & Winkler; chairs, Martin of London; chandelier, Smith & Houtchins Antiques.

**Breakfast room:** Wallpaper, "Springtime, Hannett Morrow Fischer, Inc., N.Y.C. (through Snyder Brunet, Los Angeles, Calif.) All sources Los Angeles, Calif.: Chandelier, Gerald Murray Designs, Inc.; chairs, Spencer & Co.; chair seat fabric, Kneedler-Fauchère; patchwork tablecloth, Bartoli/Berry.

## STEP INTO THE WARMTH OF CHRISTMAS

Page 58. Bottom, right: Shaker table, spindle-back bench, Tom Mosher, New Gloucester, Me.

## STATEMENT OF OWNERSHIP, MANAGEMENT AND CIRCULATION

(Act of August 12, 1970: Section 3685. Title 39. United States Code)

- Title of publication: American Home.
- Date of filing: September 25, 1974.
- Frequency of issue: Monthly.
- Location of known office of publication: 641 Lexington Avenue, New York, New York 10022.
- Location of the headquarters or general business office of the publishers: Same as above.
- Names and addresses of publisher, editor and managing editor:  
 Publisher: Warren R. Erhardt, New York, New York 10022.  
 Editor: John Mack Carter, New York, New York 10022.  
 Managing Editor: Betty Klarner, New York, New York 10022.
- Owner (If owned by a corporation, its name and address must be stated and also immediately thereunder the names and addresses of stockholders owning or holding 1 percent or more of total amount of stock. If not owned by a corporation, the names and addresses of the individual owners must be given. If owned by a partnership or other

unincorporated firm, its name and address, as well as that of each individual must be given.): American Home Publishing Company, Inc., 641 Lexington Avenue, New York, New York 10022.  
 8. Known bondholders, mortgagees and other security holders owning or holding 1 percent or more of total amount of bonds, mortgages or other securities: None.  
 9. For optional completion by publishers mailing at the regular rates (Section 132.121, Postal Service Manual): 39 U.S.C. 3626 provides in pertinent part: "No person who would have been entitled to mail matter under former section 4359 of this title shall mail such matter at the rates provided under this subsection unless he files annually with the Postal Service a written request for permission to mail matter at such rates." In accordance with the provisions of this statute, I hereby request permission to mail the publication named in Item 1 at the reduced postage rates presently authorized by 39 U.S.C. 3626. Warren R. Erhardt, Publisher.

Average No. Copies Each Issue During Preceding 12 months\*      Actual No. Copies of Single Issue Published Nearest to Filing Date\*\*

11. Extent and Nature of Circulation		
A. Total No. Copies Printed (Not Press Run).....	3,917,704	2,808,704
B. Paid Circulation		
1. Sales Through Dealers and Carriers, Street Vendors and Counter Sales .....	287,301	270,000
2. Mail Subscriptions .....	3,307,842	2,265,321
C. Total Paid Circulation .....	3,595,143	2,535,321
D. Free Distribution by Mail, Carrier or other means		
1. Samples, Complimentary and Other Free Copies .....	122,062	82,278
2. Copies Distributed to News Agents, but not sold .....	189,790	165,200
E. Total Distribution (Sum of C and D) .....	3,906,995	2,782,799
F. Office Use, Left-Over, Unaccounted, Spoiled After Printing .....	10,709	25,905
G. Total (Sum of E and F—should equal press run shown in A) .....	3,917,704	2,808,704
*July 1973 to June 1974		
**June 1974		

I certify that the statements made by me above are correct and complete. Warren R. Erhardt, Publisher.

Fill out coupon and enclose check or money order. No C.O.D., Canadian or foreign orders.

## ORDER OUR CHRISTMAS QUILT PATTERN

(pictured on our cover and page 10)

American Home Dept. 7290      P.O. Box 1086      Opa-Locka, Florida 33054

#90006 Christmas Quilt pattern . . . @ \$1.25 ea. . . . . \$

Add Sales tax (N.Y. & Fla.) . . . . .

Total enclosed . . . . . \$

PRINT NAME \_\_\_\_\_

ADDRESS \_\_\_\_\_

CITY \_\_\_\_\_ STATE \_\_\_\_\_ ZIP \_\_\_\_\_

**NEW FURNITURE FOR OLD!**  
 FOR FUN OR PROFIT! LEARN UPHOLSTERY AT HOME...  
 NO EXPERIENCE NECESSARY!  
 Turn cast offs into chairs, sofas worth \$100's. No experience needed. We show you how... supply all tools and furniture kits to get started! Fascinating, creative... ideal for spare or full time business.  
**Fact-filled Booklet FREE!**  
 Modern Upholstery Institute, Box 899, MAH, Orange, Calif. 92669

Name \_\_\_\_\_ Age \_\_\_\_\_  
 Address \_\_\_\_\_  
 City \_\_\_\_\_ State \_\_\_\_\_ Zip \_\_\_\_\_  
 Modern Upholstery Institute, Box 899 MAH, Orange, Ca. 92669

ZIP CODE HELPS KEEP POSTAL COSTS DOWN  
 BUT ONLY IF YOU USE IT.



# New! Lovin' Spoonfuls.

**Now...small can richness  
at a sensible price.**



New Lovin' Spoonfuls has the goodness you expect only from those expensive small cans. But, for the first time, at a price sensible enough for everyday feeding.

Tender little chunks cats love in six popular varieties. And complete nutrition, of course.



*Introduce your  
cat to each of  
our special  
everyday Dishes.*

Tuna  
Beef  
Chicken & Liver  
Kidney  
Liver  
Chicken

For your pet's health . . .  
see your veterinarian annually.



Ralston Purina





**THE LONGER  
YOU SMOKE.  
THE MORE  
YOU'LL LIKE  
KOOL LONGS.**

Those extra puffs in long-size cigarettes can taste extra hot. But Kool Longs are refreshing for all their length. They're the only ones with the taste of extra coolness.

**LADY BE COOL.**

17 mg. "tar," 1.2 mg. nicotine,  
av. per cigarette, FTC Report Mar. '74

© BROWN & WILLIAMSON TOBACCO CO. LITTON, KY

Warning: The Surgeon General Has Determined  
That Cigarette Smoking Is Dangerous to Your Health.