

ARCHITECTURE®

MARCH 1995

INCORPORATING ARCHITECTURAL TECHNOLOGY

\$6.00 US / \$7.50 CAN



New Buildings by Antoine Predock

Hiccups



Birthdays



A little surprise makes them all better.

Being a little kid sick in the hospital isn't fun. So our designers stared at our ceilings until they saw stars. And paw prints. And trains. And other things that would make any room friendlier. Since the introduction of Cirrus Themes™, a lot of people's spirits have been looking up. Just one of the ways we look at ceilings differently. Call 1 800 448 1405 (Dept. Tech 7).

ceilings

Circle 44 on information card

THE ATLANTA AIR TO ANNOUNCE A RA



Arched chord joists top the Arrivals Hall, International Concourse, Hartsfield Atlanta International Airport

PORT IS PROUD DICAL DEPARTMENT.

It's not every day that the opportunity to build the "front door to the world" for the 1996 Olympic Games just lands in your lap. But when it did, it's very easy to see why the structural engineers of the prestigious 1.4 million square foot International Concourse, at the Hartsfield Atlanta International Airport, chose Vulcraft.




Vulcraft's 70 foot arched chord steel joists were perfect for the important Arrivals Hall area. By using Vulcraft joists instead of curved structural beams or custom-made trusses, costs were reduced by about 25 percent, saving thousands of dollars.



You see, Vulcraft is the largest supplier of steel joists in the country, with over a dozen nonstandard designs, more than

anyone in the industry. We've been making nonstandard joists for years and with our expertise and large inventory of steel we are able to make them quickly and economically.



No matter what you're building, the earlier Vulcraft gets involved in the design stages of a project, the better. Because our experienced engineers can assist project designers, produce the end product more quickly and economically than traditional methods, and ensure on-time delivery of materials. Just like we did for the Atlanta International Airport.



So give Vulcraft a call today and watch all of your building projects take off. For more information, please contact your nearest Vulcraft plant or consult Sweet's 05100/VUL and 05300/VUL.

VULCRAFT
A Division of Nucor Corporation

PO Box 637, Brigham City, UT 84302, 801/734-9433; PO Box 100520, Florence, SC 29501, 803/662-0381; PO Box 169, Fort Payne, AL 35967, 205/845-2460; PO Box 186, Grapeland, TX 75884, 409/687-4665; PO Box 59, Norfolk, NE 68702, 402/644-8500; PO Box 1000, St. Joe, IN 46785, 219/337-5411
Prime Architect: Turner Associates; Prime Engineer: Stevens & Wilkinson, Inc.; Structural Engineers: Harrington Engineers; Steel Fabricator: Owen of Georgia, Inc.; Steel Erector: Superior Rigging & Erecting Co.
Photographs in this advertisement may not reflect complete or final installation. Consult Steel Joist Institute Technical Digest No. 9 for information concerning safe handling and erection of steel joists and joist girder.

Circle 46 on information card


SUPERIOR BIRD CONTROL NIXALITE®

ARCHITECTURAL BIRD BARRIER

Put an end to bird clutter with Nixalite's stainless steel porcupine wire.

The wire barriers, called Nixalite, can be applied to any exterior structure contour for humane and effective protection from annoying bird defacement.

Nixalite is virtually maintenance free and inconspicuous. Proven reliable for almost a half century.



See us in Sweets,
10290/NIX or call
our Help Hotline
at 800/624-1189



NIXALITE® of AMERICA INC
1025 16th AVE - P.O. BOX 272
East Moline, IL 61244
309/755-8771 Fax 309/755-0077
Specialists in Bird Control

Fax Free - 800/624-1196

© 1993 Nixalite of America Inc

Circle 16 on information card

ARCHITECTURE®

EDITOR-IN-CHIEF	Deborah K. Dietsch
ART DIRECTOR	Neal T. Boulton
MANAGING EDITOR	Elizabeth Wilcox Koby
SENIOR EDITOR	Heidi Landecker <i>Design</i>
ASSOCIATE EDITORS	M. Lindsay Bierman <i>Design</i> Bradford McKee <i>Practice</i> Raul A. Barreneche <i>Technology</i>
ASSISTANT EDITOR	Ann C. Sullivan <i>News & Products</i>
ASSOCIATE ART DIRECTOR	Robert J. Villafior
COPY EDITOR	Erika McGinty
ART ASSISTANT	Marcos A. Navarro
EDITORIAL ASSISTANT	E. Quincy Baldwin
DESIGN CONSULTANT	Abigail Sturges
CONTRIBUTING EDITORS	Donald Albrecht Colin Davies David Dillon Virginia Kent Dorris Joseph Giovannini Edward Gunts Robert A. Ivy, Jr., FAIA Vernon Mays Mildred F. Schmertz, FAIA Nancy B. Solomon, AIA Leon Whiteson
CIRCULATION MANAGER	Barbara Falk
PRODUCTION DIRECTOR	Robert Hoover
ASSISTANT TO THE PUBLISHER	Nancy A. Perri
PUBLISHER	Robert G. Kliesch

ARCHITECTURE®

ARCHITECTURE® (VOL. 84, NO. 3), Incorporating Architectural Technology, publication number ISSN 0746-0554, the magazine of the American Institute of Architects, is published monthly by BPI Communications, at 1515 Broadway, New York, NY 10036. Editorial offices are located at 1130 Connecticut Ave., N.W., Suite 625, Washington, D.C. 20036. Postmaster, please send changes of address to ARCHITECTURE, P.O. Box 2063, Marion, OH 43305-2063.

Individual subscriptions: U.S. and its possessions: \$42 for 1 year, \$65 for 2 years, \$93 for 3 years. Canada: \$49 for 1 year. Foreign: \$65 for 1 year. Single copies: U.S. and its possessions: \$6 each; Canada: \$7.50 each. Publisher reserves the right to refuse unqualified subscriptions. **AIA members only:** If you have questions about the delivery of ARCHITECTURE through your AIA membership, or any other membership questions, call 1-800-242-3837.

For all other subscription matters, write: Circulation Department, ARCHITECTURE, P.O. Box 2063, Marion, OH 43305-2063; 1-800-745-8922, outside U.S. (614) 382-3322, 8:30AM-8:30PM, EST, Mon.-Fri. Allow 8 weeks. Microfilm copies available from University Microfilm, 300 North Zeeb Rd., Ann Arbor, MI 48106. Second Class Postage paid at New York, NY, and additional mailing offices. Printed in U.S.A.

©1995 by BPI Communications. All titles, logos, trademarks, service marks, copyrights, and other intellectual property rights are used under license from VNU Business Press Syndication International BV.

Opinions expressed by the editors and contributors are not necessarily those of the AIA. The information in ARCHITECTURE® has been obtained from many sources, including government organizations, trade associations, suppliers of building materials, and professional architects or architectural firms. BPI has made every reasonable effort to provide accurate and authoritative information, but does not warrant, and assumes no liability for, the accuracy or completeness of the text or its fitness for any particular purpose. The contents of this publication may not be reproduced in whole or in part without consent of the copyright owner, BPI Communications.

Chairman and CEO: Gerald S. Hobbs; **President:** Arthur F. Kingsbury; **Executive Vice Presidents:** John B. Babcock, Jr., Robert J. Dowling, Martin R. Feely, Howard Lander; **Senior Vice Presidents:** Georgina Challis, Paul Curran, Ann Haire, Rosalee Lovett; **Vice President:** Glenn Heffernan. BPI Communications: Adweek, Airplay Monitor, American Artist, Amusement Business, ARCHITECTURE, Back Stage, Back Stage West, Billboard, Brandweek, INTERIORS, Marketing Computers, Media Week, Music Week, Music & Media, Musician, Photo District News, Plants, Sites & Parks, The Hollywood Reporter, SHOOT, Watson-Guptill, Whitney Library of Design.

THE AMERICAN INSTITUTE OF ARCHITECTS



Officers: Chester A. Widom, FAIA, *President*; Raymond (Skipper) Post, Jr., FAIA, *First Vice President*; Ronald Altoon, FAIA, *Vice President*; Phillip H. Gerou, FAIA, *Vice President*; Carole J. Olshavsky, FAIA, *Vice President*; Lawrence P. Segrue, FAIA, *Treasurer*; James H. Anstis, FAIA, *Secretary*; Terrence M. McDermott, *Chief Executive Officer*.

Directors (year indicates expiration of term): Donald W. Caskey, AIA ('96), Brian P. Dougherty, AIA ('95), Paul J. Gumbinger, FAIA ('97), Michael J. Stanton, FAIA ('95), *California*; Gary Bowen, AIA ('96), Patrick N. Fox, AIA ('97), *Central States*; David M. Bowen, FAIA ('97), *East Central States*; Henry C. Alexander, Jr., AIA ('97), Thomas S. Marvel, FAIA ('96), *Florida/Caribbean*; L. Duane Grieve, AIA ('95), Robert A. Ivy, Jr., FAIA ('96), *Gulf States*; Robert K. Clough, AIA ('95), Neil E. Strack, AIA ('96), *Illinois*; Richard E. Fry, FAIA ('95), *Michigan*; C.R. George Dove, AIA ('97), Edward M. Hord, AIA ('96), *Middle Atlantic*; Morris C. Hancock, AIA ('95), Jonathan J. Woodman, AIA ('97), *New England*; Daniel R. Millen, Jr., AIA ('95), *New Jersey*; Richard S. Kruter, AIA ('97), John R. Sorrenti, AIA ('96), *New York*; Duane A. Kell, FAIA ('95), James W. O'Brien, AIA ('97), *North Central*; Martin W. Crennen, FAIA ('96), Judsen Robert Marquardt, FAIA ('95), *Northwest & Pacific*; David S. Collins, FAIA ('97), *Ohio*; Dennis R. Connell, AIA ('96), *Pennsylvania*; Richard H. Bradford, FAIA ('95), James A. Neal, AIA ('97), *South Atlantic*; Jim C. Doche, FAIA ('96), Ronald L. Skaggs, FAIA ('97), *Texas*; Joseph J. Wisniewski, AIA ('95), *The Virginias*; John D. Anderson, FAIA ('97), Patrick C. Rehse, AIA ('96), *Western Mountain*; Theodore White Esq., *Associate AIA* ('95) *Associate Director*; Dee Christy Briggs ('95), *American Institute of Architecture Students Representative*; John W. Braymer, Ph.D. ('95), *CACE Representative*; Patricia Carbine ('96), *Public Director*; Jane Maas ('96), *Public Director*.


AIA Executive Management Committee: Terrence M. McDermott, *Executive Vice President/Chief Executive Officer*; Fred R. DeLuca, CAE, Hon. AIA, *Chief Financial Officer*; Group Vice President, *Business Operations*; John A. DiNardo, *General Counsel*; Virgil R. Carter, FAIA, *Group Vice President, Education*; Deborah Diffendal, *Group Vice President, Institute Services*; Charles E. Hamlin, *Vice President, Public Affairs*; Richard W. Hobbs, FAIA, *Group Vice President, Professional Practice*; Nancy C. Somerville, Hon. AIA, *Vice President, State and Local Government Affairs*; Philip G. Schreiner, Hon. AIA, *Vice President, Member Communications*; Jean L. Swartz, *Group Vice President, Human Resources Division*; Norman L. Koonce, FAIA, *President, The American Architectural Foundation*.

Wall Director™

An innovative approach
to lighting ground surfaces,
canopies, ceilings, and
architectural features from
a wall mounted luminaire.



High Performance
Total Cutoff
Adjustable and Invertible
Three Light Distributions
Kim Quality and Durability
Available in Two Sizes:
14" 70-175W and 18" 250-400W HID



KIM LIGHTING


SITE / AREA PARKING STRUCTURE ROADWAY ARCHITECTURAL FLOOD / ACCENT LANDSCAPE
16555 EAST GALE AVENUE PO BOX 1275 CITY OF INDUSTRY CALIFORNIA 91749 U.S.A. PHONE 818 / 968 5666 FAX 818 / 369 2695

Circle 48 on information card

ANDERSEN HELPS A PAIR OF ARCHITECTS

“To honor the past, we used a gable-ended pitched roof design for this city hall,” said architect John Weidt. “For the days ahead, a contemporary entry/wing was defined using a crisp, clean curtain wall design.”

And fenestration? They used the Andersen CADD-I® software program to explore options. “Andersen® windows were the logical choice,” said architect Jon Thorstenson. “Their wood interiors were historically correct and you don’t have to maintain their vinyl exteriors.”

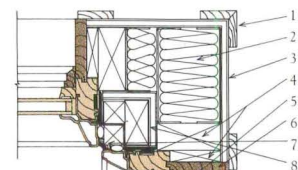


Andersen® wood. Perma-Shield® vinyl. Andersen software. Solutions for architects who have to be in two times at one place.

For the name of your Andersen representative, call 1-800-426-7691. Or write Andersen Commercial Group,™ Box 12, Bayport, MN 55003.



CHASKA	PROJECT
CITY HALL.	ARCHITECT:
CHASKA,	JON
MINNESOTA.	THORSTENSON.
DESIGN	HICKEY,
ARCHITECT:	THORSTENSON,
JOHN WEIDT.	GROVER, LTD.
THE WEIDT	EDINA, MN.
GROUP.	
CHASKA, MN.	

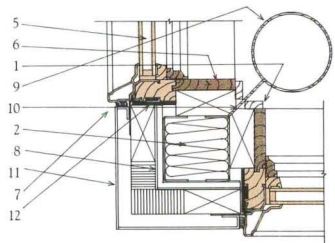


INSIDE CORNER DETAIL

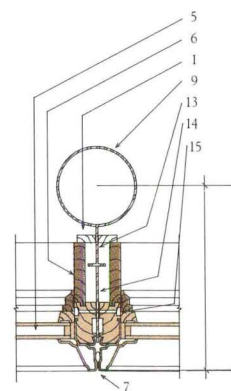
STANDARD
 OPTIONAL

CAPTURE TWO DIFFERENT ERAS.

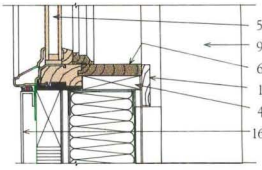
1122 Copyright © Andersen Corporation 1991. All rights reserved.



OUTSIDE CORNER DETAIL




TYPICAL MULLION DETAIL



SILL DETAIL

1. WOOD TRIM
2. METAL STUDS/BLANKET INSULATION
3. GYP BOARD
4. WOOD BLOCKING
5. ANDERSEN® FLEXIFRAME® UNIT
6. ANDERSEN® EXTENSION JAMBS
7. SEALANT/JOINT BACKING
8. SHEATHING
9. 5" PNTD STEEL COLUMN
10. STEEL PLATE WELDED TO METAL STUDS
11. METAL PANEL
12. INSULATION TYPICAL
13. STEEL PLATE W/T WELDED TO COLUMN
14. STEEL PLATE W/SLOTTED HOLES WELDED TO "T"
15. THROUGH BOLT
16. METAL PANEL/METAL STUD WALL



Circle 1 on information card

U.S. PATENTS 5,000,162,
4,875,464 AND 4,793,322

A.G.A. DESIGN CERTIFIED,
CGA CERTIFIED

SPECIFY Spectacular!



Model 6000SGDV.

AMAZING DESIGN FLEXIBILITY. PLUS HIGH EFFICIENCY. ONLY FROM HEAT-N-GLO.

In 1987, Heat-N-Glo Fireplace Products, Inc. developed and patented the industry's first direct-vent gas fireplace and today we lead the way with:

HIGH PERFORMANCE

Our commitment to research has resulted in revolutionary air-tight fireplaces that are ideally suited for high performance in today's tightly built homes.

DESIGN FLEXIBILITY


The direct-vent design and multiple venting approvals allow for installation almost anywhere on an exterior or interior wall.

HIGHEST EFFICIENCY

Tested as a wall furnace, this fireplace can be used to supplement heating requirements. This unique design allows no heat loss from the top of the fireplace, no room air for combustion...thanks to our patented venting technology and sealed firebox.

CLEAN INDOOR AIR

The sealed glass front allows no exchange of air between the room and the firebox, allowing the homeowner to breathe easy.



HEAT-N-GLO Fireplace Products, Inc. 6665 W. Hwy 13, Savage, MN 55378

Circle 50 on information card

FOR MORE INFORMATION
ON OUR COMPLETE LINE OF GAS & WOOD
BURNING FIREPLACES PLEASE CALL:

1-800-669-HEAT (4328)

OR FAX 1-612-890-3525

ANOTHER REASON TO USE PELLA® WINDOWS AND DOORS

At Smith College, Pella® Windows hold some impressive degrees.

*Seelye Hall, Smith College,
Northampton, MA, is an
historic landmark.*

*Energy audit recommenda-
tions were met by the Pella®
Single-Hung Window.*



*Openings
ranged up to
68" x 118."*

*Only Pella met stringent
appearance, performance
and low-maintenance
requirements.*



© 1995 Pella Corporation, 102 Main St., Pella, IA 50219



Smith College doesn't accept just *any* window to its school. Energy efficiency is a prerequisite. And the answers for renovating venerable Seelye Hall—including custom glazing, light pattern, lift pressure, brickmold, interior finish and color—were genius. In the final exam, only Pella made the grade. Contact your Pella® Commercial Specialist, or call for free literature.


1-800-54-PELLA

Code: A224Z5TS



Quality like this only comes from Pella.

Circle 52 on information card



Price is no hurdle.

\$2,395.
Introducing the
HP DesignJet 220
inkjet plotter.

Now, for just \$2,395, you can make the leap to a large-format monochrome plotter from Hewlett-Packard. The HP DesignJet 220. It gives you D-sized plots in under three minutes.

600-dpi-quality crispness. And, with the addition of optional legs, the HP DesignJet 220 converts from a desktop to a free-standing plotter.


If you require larger plots, you may consider the E-size HP DesignJet 220. Only \$3,195.

For an output sample, or the name of your local HP demo dealer, call:


1-800-851-1170, Ext. 8870




ARCHITECTURE



page 68



page 74



page 84

TIMOTHY HURSLEY PHOTOS

Cover

Solstice Wall at Ventana Vista Elementary School, Tucson, Arizona, Antoine Predock Architect (page 58). Photograph by Timothy Hursley.

Next Month

Future of the American city
Habitat for Humanity
Building systems

Design

New Buildings by Antoine Predock

55 **American Visionary**
Antoine Predock is expanding the scale and complexity of his design without losing sight of architecture's spiritual and symbolic possibilities.
By David Dillon

58 **Desert Education**
Ventana Vista Elementary School
Tucson, Arizona
By Reed Kroloff

68 **Reading Circle**
Mesa Public Library
Los Alamos, New Mexico
By David Dillon

74 **Planting Knowledge**
Social Sciences and Humanities Building
University of California, Davis
Davis, California
By Joseph Giovannini

84 **Freeway Acropolis**
Civic Arts Plaza,
City of Thousand Oaks
Thousand Oaks, California
By M. Lindsay Bierman

Technology & Practice

99 Introduction

101 **Architect-Designed Lighting**
Customized fixtures not only make lighting more cost effective but also reinforce the architect's concept.
By Raul A. Barreneche

111 **Universities Research Lighting**
North American architectural schools are starting laboratories to promote energy-efficient lighting.
By Justin Henderson

119 **The Legalities of CAD**
The convenient transfer of design documents through computers is shadowed by a complex set of liabilities.
By Dale R. Ellickson

125 **Through the Looking Glass**
Antoine Predock details a California house with layered and cantilevered glazing to manipulate light and space.
By Leon Whiteson

135 **The Tricks to Fast Track**
Cutting construction time in half requires close communication with client and strategic scheduling.
By Bradford McKee

Departments

15 Editorial

18 Letters

21 Events

23 News

35 On the Boards

41 Protest

43 Opinion

139 Products


152 Details

THIS BANK SELECTED US BECAUSE WE PAID HIGHER

It looks less like a bank and more like an English country manor. But the charm of the Investors Savings Bank belies the challenges its design and construction presented. Particularly to Marvin Windows and Doors.

For one thing, fast-track construction scheduling was necessary due to constantly evolving design constraints. For another, it wasn't until thermal efficiency, condensation resistance and aesthetics were factored in that wood was chosen over aluminum. Consequently, Marvin wasn't selected for the job until construction was underway, making manufacturing and delivery deadlines extremely tight.

But Marvin's biggest challenge proved to be the building's three massive window and door assemblies, the largest of which measures 28 feet wide by 30 feet high. Using a combination of sturdy Magnum Double-Hungs and French Doors, Marvin not only built them on schedule, but also engineered them prior to delivery to guarantee they would withstand the strong, prevailing winds off the lake. And, like all 177 of the bank's other made-to-fit windows and doors, they were built with features designed specifically for the project. Features such as authentic divided lites, interior windows and doors glazed to match those on the exterior and a durable, factory applied finish in two complementary colors; Midnight Teal for the sash



INTEREST.



and Graphite Grey for the frames.

Shortly after its completion, Investors Savings Bank was named the NAIOP Build To Suit Building of the Year. Which just goes to show that paying extra interest can result in some handsome dividends.

MAKE US YOUR FIRST CALL, NOT YOUR LAST RESORT.

If your new construction project needs special attention or you've got a window design problem you just can't solve, call the one company you know will have the right solution. Call Marvin Windows and Doors at **1-800-346-5128** (1-800-263-6161 in Canada). Or mail the coupon for a free catalog featuring our entire line of made-to-order Marvin windows and doors.

Circle 56 on information card

Send to: Marvin Windows and Doors
Warroad, MN 56763

Name _____

Company _____

Address _____

City _____ State _____

Zip _____ Phone _____

Please send me: Residential Catalog
 Commercial Catalog

MARVIN

WINDOWS & DOORS
MADE TO ORDER.



I009503A



To Design The Perfect Glass Colors, Our Engineers Didn't Go To The Lab. They Went On Vacation.


Admittedly, it's a strange place to design glass colors. But not when that glass is Azurlite® from PPG. Because no other glass can match the beautiful Mediterranean-blue color of Azurlite. And when combined with one of four exciting coatings, you'll understand why the gulf between us and the competition is ever widening. Our Solarcool® coating lends Azurlite a distinctive deep-sea green color. While Stainless adds reflectivity to a deeper blue tint. Antique cuts down on reflectivity, while creating an even richer ocean blue-green hue. And Titanium reduces reflectivity even further to heighten a blue color so deep, you can almost dive right in. Solarcool coating is available directly from PPG, while Stainless, Antique and Titanium applications are available from your fabricator. Like Azurlite itself, coated Azurlite offers superior energy efficiency, especially when used in an insulating unit with Sungate® coated low-E glass as the inner light. And, of course, both Azurlite and coated Azurlite keep structures cool and well lit on the inside. And strikingly beautiful on the outside. So if you're looking for the right glass color, turn to Azurlite from PPG. Because with new colors like these, you're guaranteed to make a splash on any skyline. Call 1-800-2-GET-PPG for more information.



Azurlite, Solarcool and Sungate are registered trademarks of PPG Industries, Inc.



Circle 58 on information card



Predock's Example

Our first issue devoted to an American architect underscores timeless principles.

Antoine Predock captures the soul of our land like no other architect. His spare, planar forms harness the desert sunlight, open our eyes to a mountain panorama, trace the meandering line of an ancient riverbed. Predock's forms are part of a long tradition of American architecture—from Indian settlements to buildings by Frank Lloyd Wright—that is firmly rooted in our landscape.

It is the American character of Predock's design, newly expanded into major institutional commissions, that we examine in this issue. Featured buildings in Arizona, California, and New Mexico represent the architect's move to larger-scale and more geographically diverse projects. Optimistic in spirit, their broad, primal gestures mark a welcome departure from the mannered, overwrought details of Eurocentric designs. They offer timeless principles for architects everywhere, including the following:

Respect the environment. Long before "green" architecture became fashionable, Predock listened to the land. His early projects, such as the La Luz Community (1967) and the Rio Grande Nature Center (1978), defer to their natural surroundings. More recent projects, such as the Social Sciences and Humanities Building at the University of California, Davis (pages 74-83), are also based on climate and topography. They begin with a collage of ideas about the site, such as that for the Arizona Museum of Science in Phoenix (above), and reach beyond

their immediate context to reinterpret whole ecosystems through built form.

Explore new territory. Critics often complain that they can't find the front door in Predock's buildings. That disorientation is intentional: Predock believes architecture should encourage discovery rather than follow boundaries and expectations. His irregular geometries, hidden courtyards, and winding stairtowers and ramps are designed to surprise and delight.

Build for reality. While his contemporaries spout theoretical jargon or cling stubbornly to the past, Predock builds in a simple and direct manner. He does more with less. The nomadic tent pitched over the Ventana Vista Elementary School (pages 58-67), for example, will save thousands of dollars in cooling costs; the sweeping arc of the Mesa Public Library (pages 68-73) allows a smaller staff of librarians to supervise their territory. Predock manages to combine the practical with the poetic.

In an era when no one seems to agree on what direction architecture should take, these projects remind us, in very physical terms, that a building can draw power from the landscape and affirm our spiritual roots. America has a singular beauty, Predock avows, and it should be celebrated.

Deborah K. Diekmann

Ultra-Lite Stone Upgrades Deteriorating Building

The Challenge

Low Profits
High Vacancy
Limited Budget
Cannot Relocate Tenants
Limited Weight Capacity
Deteriorating Exterior Cladding

The Solution

**ULTRA-LITE
NATURAL STONE**
Granite • Limestone • Marble


The Facts

30% Cost Savings
80% Weight Reduction
No need for structural alterations
Tenants undisturbed
Maintenance Free
Impact Strength greater than solid stone


Tony Rossi - Architect

"We had to compete with other Class A buildings in the area...I wanted real granite but it had to be light weight... Ultra-Lite Stone Panels addressed all of our criteria...we're now over 90% occupied"

Anthony M. Rossi Ltd.
Addison, Illinois



Before



After



9575 Higgins Road Office Building
Rosemont, Illinois

**Stone
panels**
inc.



World Wide Suppliers of Ultra-Lite Marble & Granite Panels
1725 Sandy Lake Rd. • Carrollton, Texas 75006
(800) 328-6275 • (214) 446-1776 • FAX (800) 752-0783 • FAX (214) 245-3749

Circle 60 on information card

Zodiac 12

The premier international review of architecture — now available through
WHITNEY LIBRARY OF DESIGN

"The Nobel of Architecture," the Pritzker prize honors a living architect "whose built work demonstrates a combination of those qualities of talent, vision and commitment, which has produced consistent and significant contributions to humanity and the built environment through the art of architecture."


Now, the work of all the architects who have won that coveted prize are showcased in this new volume — the first *Zodiac* distributed by **Whitney Library of Design**. It begins with a historical and critical essay by Jay A. Pritzker, sponsor of the prize. The list of winners reads like a who's who in architecture: Philip Johnson, Luis Barragán, James Stirling, Kevin Roche, I.M. Pei, Richard Meier, Hans Hollein, Gottfried Böhm, Kenzo Tange, Gordon Bunshaft, Oscar Niemeyer, Frank O. Gehry, Aldo Rossi, Robert Venturi, Alvaro Siza, and Fumihiko Maki. In each case, an early project (designed before winning the prize) and a recent, unpublished project are shown, accompanied by the jury's report on the winning project.

272 pages. 8-3/8 x 10-5/8".
 Illustrated throughout in black-and-white and color.
 \$29.00, paper. 0-8230-6235-X
 VOLUMES 1 - 11
 ARE ALSO NOW AVAILABLE FROM
WHITNEY LIBRARY OF DESIGN


Zodiac 12

Rivista internazionale di architettura
International Review of Architecture

Manfredo Tafuri (1935-1994)	Hans Hollein, 1985 <i>Austria</i>
Guido Canella Premiata Architettura Contemporanea	Gottfried Böhm, 1986 <i>Germany</i>
The Pritzker Architecture Prize Laureates, 1979-94	Kenzo Tange, 1987 <i>Japan</i>
Jay A. Pritzker Origin and Evolution of the Pritzker Architecture Prize	Gordon Bunshaft, 1988 <i>United States</i>
Francesco Dal Co Il migliore architetto del mondo	Oscar Niemeyer, 1988 <i>Brazil</i>
Philip Johnson, 1979 <i>United States</i>	Frank O. Gehry, 1989 <i>United States</i>
Luis Barragán, 1980 <i>Mexico</i>	Aldo Rossi, 1990 <i>Italy</i>
James Stirling, 1981 <i>Great Britain</i>	Robert Venturi, 1991 <i>United States</i>
Kevin Roche, 1982 <i>United States</i>	Alvaro Siza, 1992 <i>Portugal</i>
Ieoh Ming Pei, 1983 <i>United States</i>	Fumihiko Maki, 1993 <i>Japan</i>
Richard Meier, 1984 <i>United States</i>	Christian de Portzamparc, 1994 <i>France</i>



Editrice Abitare Segesta



To order, call toll-free 1-800-278-8477

Letters

Debating NCARB

Thank you for addressing an area of concern to a surprisingly large number of people within the profession in your November 1994 editorial (page 15): the increasingly stringent educational requirements necessary for potential architects.

While I wholeheartedly support stringent standards for licensure to increase the caliber of architects, a professional degree does not guarantee architects will be "better"; ethics, conscientiousness, and competency do not automatically accompany a diploma on graduation day.

Thousands of architects in practice today lack any formal education and are doing an equally fine job as those possessing a professional degree. However, there are far too many architects who, though fulfilling all NCARB requirements, lack the practical knowledge to effectively practice without the help of "uneducated" employees.

Elitism is a dangerous disease that has already begun to infect our profession. We desperately need archi-

itects who can play the entire field, not just the building designers accredited schools are graduating, many of whom want to contribute nothing to the profession except to design award-winning buildings.

*Roger M. Williams
Williamsport, Pennsylvania*

NCARB's requirements far exceed those of many state boards. On the other hand, many states need to be brought up to the realities in contemporary society as to the proper credentials of individuals involved with the building process. The designers of Europe's cathedrals would not qualify to be NCARB recipients. Societies change and requirements must run parallel. As a client, I would not want to hire an English major turned architect.


Despite having attended a nonaccredited college, I have met all NCARB requirements and feel that the NCARB is beneficial; with it I can get registered in most places, while the AIA will not assist me in being officially recognized as an ar-

chitect without lengthy ado. AIA's yearly costs are no bargain. But "NCARB" after my name represents experience, effort, and qualification.
*John L. Luttig, AIA
Overland Park, Kansas*

NCARB is steadily becoming more and more elitist and has entirely too much control over licensing with no regulation by the architect it purports to serve.

Living in an area bordering two states I have dealt with NCARB requirements for reciprocity from the beginning. I always felt that not only did most of my practical knowledge come from my work experience, but that the strict definition of education counteracted a long tradition of apprenticeship in the architectural profession. Also, was a lot less expensive to complete school when I did—the costly Master's of Architecture degree requirement denies career opportunity to many talented men and women.

*Sherry Guzzi
Tahoe City, California*



*IF THEY
COULD HAVE
CALLED
Cold Spring,
THEY
WOULD HAVE
SAVED Face.*

Your projects and your professional reputation demand the finest product and supplier performance.

Cold Spring Granite is a company of people inspired to deliver. From concept to completion, we focus our expertise on your concerns to make your granite project is one that we can all be proud of — and one that will last.

**1-800-551-7500
(612) 685-3621
Fax (612) 685-8411
202 South Third Avenue
COLD SPRING
MINNESOTA 56341
U.S.A.**

Circle 18 on information card

COLD SPRING
Quarriers and fabricators of building stone and memorialization products.

Narrow standards

Heidi Landecker's criticism of Mario Botta's San Francisco Museum of Modern Art (SFMOMA) (December 1994, page 20) was based on a weary version of the "contextualism" argument, an angle that misses the richer and subtler resonances a building can have with its environment. The "match materials and line up cornices" approach to historical continuity is a confining standard that does little to illuminate the deeper intentions of such a rich urban composition.

The new SFMOMA is a complex volume that simultaneously makes a monument of itself while urbanizing and inflecting respectfully toward its surroundings. This building generates a traditional urban vitality that outclasses the combined frontages of the neighboring Yerba Buena project, yet the composition of terraces above the street declares its independence, blending the traditional street wall with the Modernist "object." The rotunda/skylight calls attention to itself but, ironi-

cally, also serves as a link to its surroundings, echoing the materials and striations of distant skyscrapers. When viewed from a distance, the museum's cascading massing formally and gently distills the scale of the surrounding towers into the scale of the neighborhood, mediating between the horizontal and the vertical, between nearby warehouses and financial district.

These dichotomies parallel the irony in the very institution of modern art museums: Though self-styled as iconoclastic and independent, modern art is fully institutionalized and inseparable from its financial context. Botta composed his work to engage and distance, to fit in and stick out.

Landecker's claim that the building lacks respect for context is too shallow. If sentiments published in our journals can't evolve from these narrow standards then we stand little chance as architects to communicate new approaches.

*Mallory Scott Cusenbery
Benicia, California*

December delight

ARCHITECTURE looks, reads, and communicates positive news on our profession in the most elegant manner; the December 1994 issue is superb. I especially like the Michael Hopkins Auditorium at Glyndebourne (page 78). It appears to be an excellent example of architecture combining tectonics, materials, and proportion to create an appropriate character that needs no verbalization to convert and convince. . . a real standard for the future.

*Laurence Booth, FAIA
Chicago, Illinois*

Thank you for the wonderful December issue. The photographs and drawings are excellent and the overall presentation comprehensive. Your article "Building to Recycle Nature" (page 101) was a breath of fresh air. This kind of architecture gives one hope that architects are indeed able to respond to the realities of a stressed but still beautiful planet.

*Douglas Claude Rhodes
Whitefish, Mississippi*

Our DesignMate plotters generate their own ink.



D-size \$1995
E-size \$2995

DESIGNMATE™ PEN PLOTTER SERIES

When you combine the most advanced pen plotter features with the lowest prices anywhere, it makes for quite a story.

That's why Cadence magazine gave our DesignMate family their prestigious Editors' Choice award. And why MicroStation Manager called DesignMate "The plotter 'for the rest of us.'"

For more information, see your CalComp reseller, or call **800-445-6515, ext 389.**

We'll show you the world's best-selling plotters, at the world's best prices.

And you can quote us on that.

TOOLS OF THE TRADE



List price in U.S. dollars. Floor stand is optional on Dsize model; standard on Esize model. DesignMate is a trademark of CalComp Inc. * Evaluator Charles R. Newman, appearing in "Plotters in Architecture" advertorial supplement. © 1994 CalComp Inc.

"The DesignMate does everything a small office needs in a plotter...I don't know why anyone would want to spend more..."
Architecture, November 1992*

"The one truly interesting product of the last few years..."
MicroStation Manager, February 199

"CalComp's DesignMate puts a full-size plotter within reach of all CAD users."
CADENCE, November 1990

"The plotter 'for the rest of us.'"
MicroStation Manager, September 1992

"CalComp announced a new plotter that will shake up the pen plotter marketplace."
CADENCE, November 1992

Circle 20 on information card



Take it for granite.

Introducing the Bradley Express[®] Lavatory System.

The classic look of stone. Durable performance like stainless steel. The Express[®] System offers both in a new bowl material called Terreon[™]. It's just one of the time-saving features that makes this modular package a superior alternative to lavs.

One spec meets ADA codes and provides hygienic electronic "no-touch" metering for three users. Installation requires only 30 connections, compared to over 90 for conventional lavs. And there's just one continuous bowl surface to clean.



The Terreon[™] bowl material uses the most modern solid surface technology available. It resists stains, burns and impact—and is even repairable.

A surface you take for granite in a modular unit. Send or call for the full story.

Bradley
CORPORATION 

Always a step ahead of the crowd.[™]

9101 Fountain Blvd., Menomonee Falls, WI 53051
1 414 251-6000

Express[®] is made under U.S. Patent #5,369,818.

© 1995 Bradley Corporation.

Circle 62 on information card

Events

Exhibitions

NEW YORK. Work of graphic designer Deborah Sussman at the School of Visual Arts, March 20-April 7. Contact: (212) 592-2011.

NEW YORK. "Kitsch to Corbusier: Wallpaper from the 1950s," at the Cooper-Hewitt National Design Museum, April 11-August 27. Contact: (212) 860-6868.

Conferences

AMSTERDAM. "Habitat and the High-Rise," Fifth World Congress of the Council on Tall Buildings and Urban Habitat, May 14-19. Contact: 011-31-20-616-5151

ATLANTA. "Revisoning: Seeing Ourselves as Collaborative Leaders," AIA national convention and exposition, May 5-8. Contact: (800) 305-7737.

BOSTON. "Guidelines for Laboratory Design: Health and Safety Consid-

erations," April 24-28 at Harvard. Contact: (617) 432-1171.

CHICAGO. "Preserving the Recent Past," March 30-April 1. Conference organized by National Park Service. Contact: (202) 343-6011.

HONG KONG. "Asia International Property Market," May 12-14. Contact: Jeff Gallagher (407) 683-6434.

LAS VEGAS. Hospitality Design Exposition and Conference, April 5-7. Contact: (800) 765-7616.

MIAMI BEACH. International Tile & Stone Exposition, April 26-29. Contact: (800) 747-9400.

ORLANDO. "Design-Build America '95," conference. March 30-31. Contact: (800) 537-7765.

PITTSBURGH. "Getting Your Waterfront Built: Market Analysis, Finance, and Packaging," sponsored by the Waterfront Center, April 18-20. Contact: (202) 338-6657.

SEATTLE. Association of Collegiate Schools of Architecture annual meeting, March 18-21. Contact: (202) 785-2324.

Competitions

Burnham Prize, sponsored by the Chicago Architectural Club. Portfolio submission deadline: **April 14**. Young Midwestern architects are eligible. Contact: Alan Armbrust (708) 940-9600, ext. 1295.

"Virtual Habitat," student CAD competition, sponsored by AIAS and Graphisoft U.S. with Habitat for Humanity International. Registration deadline: **April 15**. Contact: (202) 626-7472.

1995 Design for Transportation National Awards Program, sponsored by the U.S. Department of Transportation and the National Endowment for the Arts. Deadline for entry: **May 15**. Contact: Tom Grooms (202) 682-5437.

Designing with Light Polygal Polycarbonate Structured Sheet

LaGuardia Airport
New York City NY



Polygal Solar Grade PCSS offers aesthetic beauty, energy conservation, light transmission, solar gain or reflection, and doesn't contribute to flame spread or toxic fumes. It's a superior alternative to glass for roof windows, skylights, atria, sports halls, canopies, window renovations and a wide variety of interior and exterior glazing uses.


Lightweight and virtually unbreakable, energy efficient Polygal Polycarbonate Sheet is low-cost and easily installs flat or (cold) flexed. Available in clear, bronze, royal blue or opal

tints in widths up to 82 inches. Even special order colors are available. Lengths limited only by shipping constraints. *Ten year limited warranty.*

Circle reader service number for free Designers Kit and samples or call toll-free for immediate service and information.

Polygal, U.S.A.

2352 Hwy 14 West,
Janesville, WI 53545
800-537-0095 FAX 608-757-1525



Circle 22 on information card




The office isn't the only environment we keep beautiful.



Our DesignWall™ Interior Panels are made from recycled newsprint and covered with Guilford of Maine FR 701® fabric. So it's easy for you to preserve the beauty outside your buildings while beautifying the walls inside.

DesignWall is extremely

tackable, reduces sound, is Class A flame-spread rated and



competitively priced. It's available in four popular colors.

Call 800-257-9491 for literature and samples. See for yourself why DesignWall is a natural for your next project.

homasote
C O M P A N Y
Box 7240, West Trenton, NJ 08628-0240
Founded 1909


Circle 64 on information card

- 24 AIA Publications Awards
- 27 Concrete Awards
- 28 Hadid and Bikes in New York
- 30 News Briefs
- 35 On the Boards
- 41 Profile
- 43 Opinion

Necessity:

- Must demonstrate that better design doesn't have to cost more.
- Must provide unique, all-weather play area for children.
- Must be easy and affordable to maintain.
- Must withstand tough local weather conditions, including high wind and heavy rain.
- Must use natural light throughout to animate all living areas.
- Must take advantage of an exceptional site, surrounded by Puget Sound and woodlands.
- Must be designed for minimal environmental impact.
- Must use only natural materials indigenous to the region.
- Must increase in value at a rate greater than the market as a whole.
- Must be absolutely unforgettable in design.


AIA / THE AMERICAN INSTITUTE OF ARCHITECTS
Only an architect can understand, coordinate and realize needs and realize into something beautiful. Beauty that will be apparent to your bottom line. For information on AIA architects in your area, call 1-800-AIA-9933.



To do:

- Must turn oddly shaped site into prestigious business address.
- Must generate excitement among potential tenants.
- Must generate enthusiasm among potential financiers.
- Must minimize operating costs to accelerate payback to owners.
- Must be designed to qualify for lucrative commercial zoning incentives.
- Must be designed for minimum environmental impact.
- Must comply with stringent municipal building and life safety codes.
- Must comply with urban planning guidelines.
- Must be inviting yet provide high level of internal security.
- Must capture the imagination of the city.

AIA / THE AMERICAN INSTITUTE OF ARCHITECTS
Only an architect can understand, coordinate and realize needs and realize into something beautiful. Beauty that will be apparent to your bottom line. For information on AIA architects in your area, call 1-800-AIA-9933.



TOP: House in Seattle, designed by Morgan and Lindstrom Architects, is featured in AIA's first advertisement. ABOVE: 333 Wacker Drive, Chicago, designed by KPF, conveys architecture's technological advancement in second ad. A third ad, featuring Lord Aeck & Sargent's Mount Carmel Elementary School in Douglasville, Georgia, is presently in production.

AIA Advertising Campaign Hits the Newsstands


A campaign of national advertisements promoting the value of architecture to the public has just been launched by the AIA. The first ad debuted February 20 in *Business Week* magazine—nearly a year to the day after publishing guru Terrence M. McDermott joined the AIA as chief executive officer, vowing to revitalize the institute's image. McDermott maintains that while the creativity of architects is broadly recognized, the public underestimates their ability to devise concrete business solutions.

The Martin Agency of Richmond, Virginia, developed the campaign. The first installment consists of three ads that juxtapose diverse project requirements with the architect's solution. Buildings are drawn from AIA honor award winners.


In addition to *Business Week*, the ads are running in *Forbes*, *Architectural Digest*, and *Governing* whose readers influence architectural decisions in corporations, in government, and in the private sector.

An AIA advisory committee selected the Martin Agency last July from a shortlist of advertising firms invited to submit qualifications and a campaign strategy. The agency achieved national recognition with the 1969 "Virginia is for Lovers" campaign; in the past three years, it has represented clients such as Mercedes-Benz of North America, Remy Martin Amerique, and Seiko.


The Martin Agency itself is the campaign's first convert. Currently occupying six buildings scattered throughout Richmond, the firm is in the process of interviewing architects for a new headquarters. President John Adams credits the AIA with enlightening his agency to the benefits of hiring an architect—even before its campaign hit the newsstands.—Ann C. Sullivan



IOWA ARCHITECT: Honor award.




INFORM: Commendation for editorial.




OCULUS: Commended as must-read.

A I A C O M P O N E N T

The first AIA component publications awards program, cosponsored by the AIA and ARCHITECTURE, reveals the diverse range of magazines, newsletters, and communications programs produced by state and local chapters. According to the jury, editorial content is strong, but most publications would benefit from better graphic design.



PA GUIDE: Commendation for service.



SAN MATEO: Outreach commendation.

AIA and ARCHITECTURE Inaugurate Component Publications Awards

The AIA and ARCHITECTURE joined forces last year to sponsor an awards competition for AIA component publications. Our goal was to recognize the editorial and design excellence of magazines, newsletters, and publicity campaigns produced by local and state AIA chapters. The response to this program was gratifying: 83 state and local chapters sent in 120 entries, ranging from magazines to party invitations. The 11 winners—two magazines, three newsletters, five outreach programs, and a chapter's entire publication efforts—underscore the variety, professionalism, and effectiveness of grassroots communication.

We balanced the jury with graphic designer William Longhauser from

Philadelphia; architect Amy Weinstein, FAIA, principal of Weinstein Associates of Washington, D.C.; and journalist Mildred F. Schmertz, FAIA, from New York, former editor of *Architectural Record* and a contributing editor of ARCHITECTURE.


The trio debated the merits of each publication and concluded that most of the entries suffered from poorly designed layouts. "The importance of design to architects should be communicated through the graphics of their publications," noted Weinstein, who suggested that the AIA sponsor consultations with graphic designers at Grassroots next year to help improve the visual coherence of its publications.

The jury awarded top honors to *Iowa Architect* and *The Philadelphia Architect* for their "clean, crisp, and consistent" graphic design and lively editorial content. "I don't think of

Iowa as a state sophisticated in design, but *Iowa Architect* clearly is," maintained Weinstein, who liked the magazine's typographical hierarchy. Added Schmertz, "It's first class." *The Philadelphia Architect*, selected as the best AIA newsletter, was unanimously praised by the jurors for its "lean elegance."

The jury also commended two newsletters from the AIA's largest chapters: New York's *Oculus* and Los Angeles' *L.A. Architect* were lauded for their newsy style and diverse editorial content. "*Oculus* is a must-read not only for New York architects but architects around the country," pointed out Schmertz, who did, however, agree with Longhauser that the graphics of both newsletters needed refinement.

Strong editorial content also attracted the jury to *Inform*—the quarterly magazine published by the



LA: Commendation for lively news.




PHILA.: Honor award for newsletter.

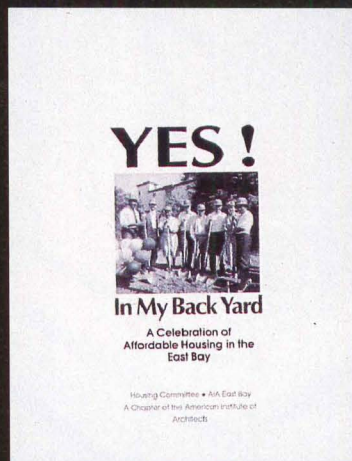


TAMPA BAY CHAPTER: Commendation for communications program.

P U B L I C A T I O N A W A R D S



NY AIA: Commendation for invitation.



EAST BAY: Commendation for guide.



LOS ANGELES AIA: Commendation for hip, regional design of poster.

Virginia Society of Architects—which was also awarded a commendation. “This magazine is fresh,” said Longhauser. The jury especially liked *Inform’s* timely editorial themes, as exemplified in issues devoted to Classical buildings and to women in architecture.

Not every AIA component can afford to produce a four-color magazine, but the jury concluded that less expensive publications may be more informative and better designed than their glossy counterparts. “They don’t have to be miniature versions of national professional journals,” Weinstein pointed out. Indeed, Tampa Bay’s small, black-and-white journal *Bay Architect* was commended for its simple format and focus on unbuilt work.

Other communications programs produced by the Tampa Bay Chapter similarly impressed the jury.

They singled out the chapter’s *Tuesday Transmission* as a model for other components to follow. The *Transmission*, faxed every week to AIA members, conveys up-to-the-minute information on events and legislative issues affecting the architectural profession. In addition, the jury liked the chapter events announcements, printed on cards with simple typography and photographs of architectural landmarks.

Five outreach programs were awarded commendations for their focus on the social and educational promise of architecture. Jurors were unanimous in praising *Yes! In My Back Yard: A Celebration of Affordable Housing in the East Bay*, a guide to architect-designed, low-income housing near San Francisco. They applauded the East Bay chapter for publicizing local architects’ involvement in their community.

Five Accredited Schools of Architecture in Pennsylvania, a 20-page educational guide, was deemed “very informative” by the jurors in helping students decide which institution to attend. “More state components should do this type of outreach,” they decided.

A similar focus on education and public awareness earned the San Mateo County AIA Chapter a commendation for its public relations program. This chapter has turned one of the most common outreach programs—press releases outlining AIA activities—into an asset. Clearly covering timely events, such as earthquake relief and charettes for an airport and train station, these releases not only offer basic information about architects’ participation, but incorporate local press coverage on the results. As the jury noted, the public learns from this

publicity about the important role of the AIA in the community.

Not every award targeted such lofty goals. The jurors commended a design awards poster and a party invitation for elevating the mundane into art. “Every chapter produces posters and invitations,” noted Longhauser. “But few are designed really well.” The Los Angeles chapter’s poster, designed by Adams Morioka, was selected for its “hip” graphics that “say L.A.” Quipped Weinstein, “It’s good regional design.” The Pentagram-designed invitation to the New York chapter’s Heritage Ball was praised for its “smart, chic” design.

The honor awards and commendations were presented in January at Grassroots in Washington, D.C. Judging from the enthusiastic response at the ceremony, the competition will be repeated.—D.K.D.

MAKE BETTER ARCHITECTURE!



Now
AutoCAD
compatible

ArchiCAD[®] is award

winning architectural software that covers all aspects of your

work, from schematic design to working drawings, including bill-of-materials, photo-renderings, fly-throughs, and sun studies - all in a

single package. Selected as the  **BEST NEW CAD SOFTWARE OF 1994** by MacUser magazine, and as the "best CAD software" for

5 years in a row by CADD and the Small Firm, ArchiCAD is available for Windows, Macintosh and **Power Macintosh** based computers.

Because it is both powerful *and* easy to learn and use, ArchiCAD can help you save time and improve the overall quality of your


architecture. Your drawings can be printed or plotted directly from ArchiCAD or transferred to AutoCAD[®]-based workstations thanks

to ArchiCAD's compatibility with AutoCAD (dxf and dwg format). ArchiCAD is easy to use for your budget, too, through a con-


ventional purchase or our innovative

PAYPERUSE[™] plan. To explore ArchiCAD, ask for our

(\$14.95) or Videotour (\$9.95)



featuring projects by architects using the software.



Evaluation Kit

Call **1-800-344-3468** for the name of your LOCAL ARCHICAD RESELLER.

AutoCAD is a trademark of Autodesk. PayPerUse is a trademark of Graphisoft.

GRAPHISOFT

Circle 66 on information card

Projects in California and Canada Win Concrete Design Awards

Portland Cement Association is directing its efforts at publicizing concrete's ecological attributes, underscored by the announcement of its 1994 Concrete Building Awards. Singled out for energy efficiency, environmental sensitivity, and structural and sculptural innovation, the five winners were selected by a jury comprised of Rand Elliott of Elliott + Associates in Tulsa; Hugh Newell Jacobsen of Washington, D.C.; and Andrea P. Leers of Boston's Leers, Weinzapfel Associates.

The trio honored four projects in California and one in Canada. At California Polytechnic University in Pomona, architect Antoine Predock demonstrates the dual role of concrete as a structural as well as a finish material. The jury praised the project for its sculptural presence, "a beautiful foil for the landscape."

In viewing Richmond Hill's Central Library in Ontario, the jury noted the integration of structural, mechanical, and electrical systems by Toronto-based architect A.J. Diamond, Donald Schmitt and Company. Similarly, the Rice Residence in Glendale, California, extols the compatibility of concrete with other materials. Lomax/Rock Associates Architects juxtaposed steel and glass and polished granite finishes with concrete. The jury further described the fluid sculpture of Ralph Allen & Partners' Century High School in Santa Ana, California, as "concrete in its purist form."

An equally challenging site was designated to the 522,000-square-foot Oceanside Water Pollution Control Plant. San Francisco's Simon Martin-Vegue Winkelstein Moris relegated 70 percent of the concrete building underground, thereby minimizing the mass of the plant. "It has made something that is serious infrastructure into a full-of-life design," lauded the jury.

Following the announcement of the winners last November, the Portland Cement Association helped mobilize the Environmental Council of Concrete Organizations (ECCO). ECCO distributes information about the performance of concrete building materials, focusing on the same qualities displayed by the 1994 award winners—low maintenance, thermal mass, and conservation of local resources.—A.C.S.



PREDOCK: Concrete tower shapes gateway to Cal-Poly Pomona campus.

TIMOTHY HURSELEY



SIMON MARTIN-VEGUE WINKELSTEIN MORIS: Plant respects coastal environment.

JANE LIDZ




ALLEN & PARTNERS: Cast-in-place concrete forms curved wall of high school theater.


RALPH G. ALLEN



A.J. DIAMOND, DONALD SCHMITT: Precast concrete panels shade library interiors.



LOMAX/ROCK: Glendale house.



LOMAX/ROCK: Steel and glass are joined.

WAYNE THOM

WAYNE THOM

Hadid and Bicycles at Grand Central

The Main Waiting Room of Grand Central Terminal was rechristened New York's foremost exhibition hall in January with the installation of two exhibitions sponsored by the Architectural League of New York: "Zaha Hadid: Projects" and "Cycles of Expression: The SCI-Arc Bicycle Workshop." In the vast 65-foot tall space, Hadid and Southern California Institute of Architecture (SCI-Arc) professors Danelle Guthrie and Tom Buresh designed ramped rooms within the room to house their respective exhibits.

In her generous, packed, and visually sumptuous show, Hadid focused on three projects: the Vitra Fire Station outside Basel, Switzerland; the Rheinhafen Art and Media Center in Düsseldorf, Germany; and her competition-winning scheme for the Opera House at Cardiff in Wales. Dense like an avant-garde show in revolutionary Russia, the exhibit demonstrated


the many layers, techniques, and viewpoints that the 43-year-old architect so passionately and incisively investigates in her designs.

On the eastern side of the hall, 32 bicycles designed by the SCI-Arc students and teenagers from neighborhood gangs were displayed against translucent fiberglass walls supported by steel scaffolding configured like an inverted vault; students reinvented junk parts and challenged the physics of cycling. Some two-wheelers were magnificent Duchampian contraptions, others related to local street culture through arcane visual codes. All can be ridden—though not necessarily in a straight line.

Together, the two shows breathed life into a hall that, with the demise of train travel, has become a vestigial space. On view until March 10, the event takes design and architecture out of the museums and serves it up in one of the most heavily trafficked venues in the country. Thousands came, saw, and rode home.—*Joseph Giovannini*



SCI-ARC: Bicycles on fiberglass wall.



WAITING ROOM: Hadid (left); bicycles.

MICHAEL MORAN PHOTOS

Important Information About Schuller Phenolic Foam Roof Insulation and Possible Steel Deck Corrosion

From January 1989 to February 1992, we produced UltraGard® Premier, a glass mat faced phenolic foam roof insulation, which is no longer manufactured by us.

Recent observations suggest that phenolic foam roof insulation contributes to the corrosion of steel roof decks. In extreme conditions, where insulation is wet or damaged, the corrosion reaction could progress to a point which could weaken or penetrate an area in the metal deck.

Therefore, where evidence of wet or damaged phenolic insulation exists, or severe deck corrosion is observed, care should be taken in operating equipment, moving heavy loads and walking across the roof.

If you have Schuller* Phenolic Foam Insulation on your roof, please call us at **1-800-345-9602**

SCHULLER


Roofing Systems Division

Schuller International, Inc.
P.O. Box 5108, Denver, CO 80217

1-800-345-9602

Monday through Friday
9:00 a.m. to 3:00 p.m. (Mountain Time)

*Schuller phenolic foam insulation was formerly manufactured and marketed by Manville® Roofing Systems.




BICYCLES: Scaffolding served as mounts for bikes.



HADID: Drawings and models included Art and Media Center in Düsseldorf (foreground).

We just brought inkjet plotting down to size.



\$ 699 B-size

CAD formats and
PostScript®-language
compatibility

INTRODUCING THE TECHJET™ PERSONAL

Besides being a full-featured desktop check plotter, our new TechJET Personal is an affordable, laser-quality printer, too.

A combination that should make it very popular, indeed. And one that'll put everything from complex CAD and desktop publishing documents to memos and oversized spreadsheets within easy reach.

It's all thanks to a speedy inkjet print engine, delivering 360 dpi and flexible paper-handling options. Plug-and-play CAD connectivity through host-based interpreters. PostScript-language compatibility.

And a price of just \$699.

For more information, just call your CalComp reseller, or **800-932-1212, ext 504** for a dealer near you.

You'll see it's a big idea.

And no small accomplishment.

 **CalComp**
A Lockheed Company

Circle 26 on information card

List price in U.S. dollars. PostScript is a registered trademark of Adobe Systems Inc. TechJET is a trademark of CalComp Inc. © 1993 CalComp Inc.

Kobe catastrophe

More than 45,000 buildings were damaged or destroyed during the January 17 earthquake in Kobe, Japan. A majority of ruined buildings were 30- to 40-year-old timber houses with tile roofs that collapsed under their own weight. Newer, Western-style engineered lumber homes fared better, according to Roger Williams, managing principal of Seattle-based Mithun Partners. Damage to steel buildings was reportedly slight, overshadowed by the spectacular failure of concrete bridge and highway structures.

While other artificial islands in the area have sunk as much as five feet, reports of subsidence around the perimeter of that containing Kansai International Airport have not been confirmed. The Tokyo office of Ove Arup & Partners—structural and mechanical engineer for the airport—reports no structural damage to the terminal, which was designed by Renzo Piano Building Workshop (ARCHITECTURE, January 1995, pages 84-93, 97-103).

Rebuilding estimates in Kobe exceed \$100 billion—more than five times that of Los Angeles's January 1994 earthquake. The likely result: more stringent building codes and strengthening of infrastructure around the country. Japan's struggling construction industry stands to benefit, as do importers of building materials and foreign construction firms.

The AIA contacted the Japan Institute of Architects to offer assistance and plans to dispatch a relief task force at the end of March.

Tax tidings

Attention principals: Tax relief may be on its way! The U.S. House of Representatives' Ways and Means Committee marked up a bill in February to permanently reinstall the 25 percent tax deduction for the self-employed and their families that expired in 1993. Quick passage in both House and Senate is expected. The AIA is urging architects who may qualify to check the status of the bill before filing 1994 taxes.


Capitol cutback

In the Republican leadership's rush to trim the size of the federal government, House and Senate subcommittees jointly proposed in early February to privatize the 2,300-employee office of the Architect of the Capitol, headed by Nixon appointee George M. White.

White's office manages all planning, design, construction, and maintenance of the U.S. Capitol buildings and grounds. Under a restructuring proposed by U.S. Representative Ron Packard (R-California), a revamped Office of the Architect would comprise a few dozen contract managers, who would farm out maintenance to private companies. A final decision on the proposal has been deferred, pending hearings early this spring.

Turbine on the Thames

If only the Futurists could see this: Swiss architects Jacques Herzog and Pierre de Meuron are converting London's Bankside Power Station, stripped of machinery, into



NT HARTMANN SANDERS
A Newman Tonks Company

Architects' Choice for Classic Authenticity

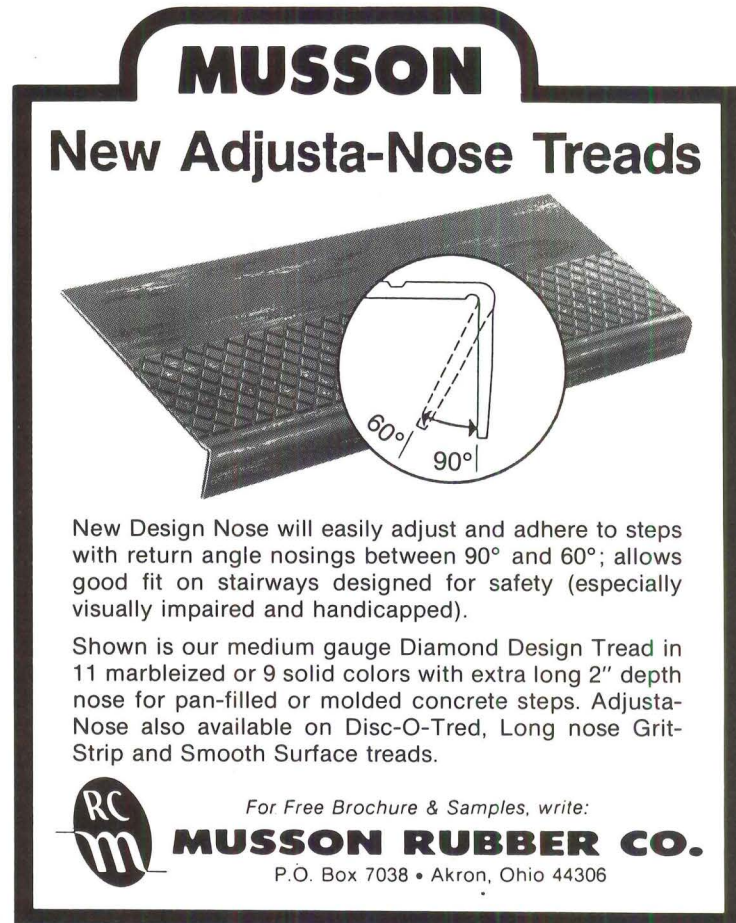
Classically correct in design, Hartmann-Sanders columns and capitals have maintained the most rigorous standards - based on the timeless Orders of Architecture - for nearly a century.

Our quality and durability is enhanced by the patented Koll's Lock-Joint construction and our unique manufacturing process which adds today's technology to one of the truly time-honored and artistic architectural traditions.

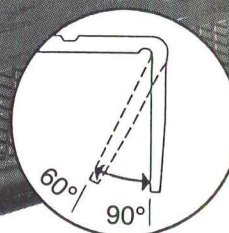
Call or write today. Ask about our wide choice of designs, styles and materials and our unprecedented ten-year warranty.

NT HARTMANN SANDERS
A Newman Tonks Company
4340 Bankers Circle • Atlanta GA 30360
404-449-1561 • 800-241-4303
FAX 404-449-5875

Circle 28 on information card



MUSSON
New Adjusta-Nose Treads



New Design Nose will easily adjust and adhere to steps with return angle nosings between 90° and 60°; allows good fit on stairways designed for safety (especially visually impaired and handicapped).

Shown is our medium gauge Diamond Design Tread in 11 marbled or 9 solid colors with extra long 2" depth nose for pan-filled or molded concrete steps. Adjusta-Nose also available on Disc-O-Tred, Long nose Grit-Strip and Smooth Surface treads.

MUSSON RUBBER CO.
For Free Brochure & Samples, write:
P.O. Box 7038 • Akron, Ohio 44306

Circle 30 on information card

a \$160-million annex to the city's Tate Gallery for Modern Art—to open in 2000. Underground oil tanks will contain exhibition spaces. Herzog & de Meuron were selected from a shortlist of six firms, including Rem Koolhaas' Office for Metropolitan Architecture, Rafael Moneo, Renzo Piano Building Workshop, Tadao Ando Architect & Associates, and David Chipperfield Architects.

Western territories

Portland, Oregon-based Thomas Hacker and Associates has landed the \$10 million Crate's Point Interpretive Complex, comprised of the Wasco County Historical Museum and the Gorge Discovery Center, sited outside The Dalles, Oregon. In Seattle, Stull & Lee of Boston is designing the \$25-million King Street Station combining high-speed rail, commuter trains, bus lines, and commercial office space. Dworsky Associates with Harry Campbell Architects is designing the new 340,000-square-foot federal courthouse in Las Vegas.

Engineers' wrath

Can engineers design buildings? The National Society of Professional Engineers (NSPE) thinks so. In January, NSPE announced that it has asked the Antitrust Division of the U.S. Department of Justice to investigate whether the architectural profession unfairly shuts engineers out of the business of designing buildings. NSPE, in announcing the action, did not specify which organizations it asked the government to probe, but the AIA and the National Council of Architectural Registration Boards are likely targets, according to the AIA itself.

NSPE's unexpected move to take over architects' turf runs counter to its April 1994 joint statement with the AIA, which called such interprofessional disputes "counterproductive" and established official détente between architects and engineers. AIA President Chet Widom called the NSPE action "surprising and regrettable." No word is yet available on whether the Justice Department will hear the case.

Feds go green

Following on the heels of the campaign to increase energy efficiency in the White House, the Rocky Mountain Institute (RMI) is currently launching the greening of the Pentagon—the budget for the 6-million-square-foot retrofit is \$1 billion. At the request of the National Park Service, the Grand Canyon is next on RMI's list.

Sick building settlement

Architects Hellmuth Obata & Kassabaum, civil engineers Wright & Company, and general contractor J.A. Jones Construction emerged victorious from a two-year legal battle waged by DuPage County, Illinois, owner of a \$53 million Judicial and Office Facility plagued by indoor air quality problems. The county blamed faulty design and installation. The court ruled on December 30 that it was improper operation and maintenance of the building's HVAC system that caused several hundred employees to complain of nausea, headaches, and

dizziness. This ruling (one of the few cases to date that have gone to trial) sets an important precedent for A/E firms facing sick building claims.

Personnel notes

Architect Rex M. Ball has been appointed by the White House to serve on the seven-member U.S. Commission of Fine Arts. Jorge Silveti is the new chairman of the Department of Architecture at Harvard University Graduate School of Design. Silveti succeeds Mack Scogin, who will remain teaching at the GSD. Mike Rogers, an architectural manager for McDonald's Corporation, has been elected president of the National Organization of Minority Architects; at 34, Rogers is the organization's youngest president. Architectural critic and SCI-Arc professor Aaron Betsky has been named curator of the San Francisco Museum of Modern Art's Architecture and Design Department, housed in the new building designed by Mario Botta, which opened in January.

**40 years ago we invented
translucent building panels.
Our technology is still...**

light-years ahead!

State of the art composite engineering has created a true structural sandwich panel that stands up to the harshest environments and fiercest climates. Kalwall is the most highly insulating, diffuse light transmitting material in existence.

Architects agree... the design flexibility, energy performance, daylight quality, overall value and company integrity of Kalwall and its products is unsurpassed.

**Wall Panel Systems • Curtainwall Systems
Window Replacements • Standard Skylights
Pre-engineered Skylights • Custom Skyroofs
Small Structures • Large Structures**


Since 1955
Kalwall®

PO Box 237, Manchester, NH 03105 800-258-9777



The Center for Space Education,
Kennedy Space Center, Titusville, FL,
HOK Architects

Circle 32 on information card



We have many stories about our renovation experience.



No matter how many stories you have in your renovation project, Vistawall has the engineering experience to help you succeed.

This renovation experience makes the difference when you want to transform your most imaginative ideas and most difficult concepts into practical and workable realities.

Whether it's a total reskin or new cladding over an existing curtain wall or just new doors and entrances, we welcome the opportunity to discuss your renovation projects with you and your building team. Our experience can help your stories have happy endings.




VISTAWALL
ARCHITECTURAL PRODUCTS
A Division of Butler Manufacturing Company
Service at Every Level.™

Terrell, TX (214) 551-6100 Lincoln, RI (401) 333-2906 Atlanta, GA (404) 938-3359 Modesto, CA (209) 545-5231
Kalakaua Center (top): CJS Architects, Honolulu, Hawaii • The Homer Building (lower left): Shalom Baranes Group, Washington, D.C. • One PPG Place (lower right): John Burgee Architects with Phillip Johnson

Circle 68 on information card

The decisive move to copy quality.



Lose some detail here or there and you could lose the whole match.

Copying critical documents, particularly copies of copies, demands perfection. The slightest drop in quality can mean the distribution of incomplete or illegible information. Suddenly, the possibility of a costly error becomes very real.


Copies made on a compact Océ 7000 plain paper engineering copier help prevent errors, and project a quality image for your work and your company.

The Océ 7000 excels at holding detail. Fine lines and edges stay sharp. Solids print rich and uniform. First copies look like originals. Copies of copies are as nearly perfect as you've ever seen. And with its optional roll cutting capabilities, the Océ 7000 offers flexibility never before possible in a low volume copier.

Winning in business means making decisive moves. Make your move to better copying today with an Océ 7000.

Call now for a complete information package or to arrange for a demonstration.
800-445-3526 Ext. 7000
Fax: 708-351-7549

Or contact your authorized Océ-Bruning dealer.



Océ-Bruning

...a division of Océ-USA, Inc.

Océ-Bruning, 1800 Bruning Drive West, Itasca, Illinois 60143

Circle 70 on information card

©1994 Océ




OPERA

New classic form in harmony with indirect lighting.

Compact fluorescent lamps, unique rebound reflector system, cool/quiet electronic ballast orchestrated within a low profile. The result, superior optical performance and wide light distribution, is especially ideal for low-ceiling applications.

The union of elegance and function, now appearing in the Opera Series. Call for your free ticket.



SPI



SPI Lighting Inc.
10400 North Enterprise Dr.
Mequon, WI 53092

414 242 1420
414 242 6414 FAX

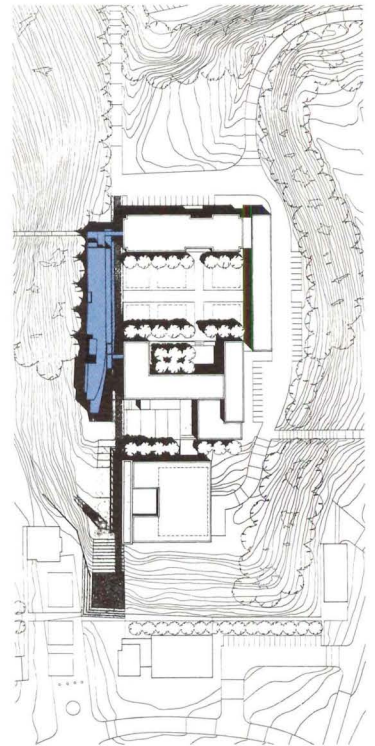
Circle 72 on information card

On the Boards

A new glass-edged center kicks off master plan for a Virginia campus.



JOCK FOTTLE / ESTO PHOTOS



**Education and Development Center
Clinch Valley College
of the University of Virginia
Wise, Virginia
Pasanella + Klein Stolzman + Berg**

Sited on top of a 50-foot-high plateau in the Appalachian Mountains, the Education and Development Center at University of Virginia's Clinch Valley College represents the first phase of a 1989 master plan for the campus, proposed by The Cox Company of Charlottesville. New York-based Pasanella + Klein Stolzman + Berg revised the scheme and, in conjunction with Balzer and Associates, positioned the new building to unite two existing structures: a science block to the north and a multi-purpose facility to the south. The 30,000-square-foot center will form the western face of a rectangular courtyard; opposite, a proposed addition to the science building will complete the quadrangle.

Inside the new steel-framed facility, classrooms, offices, and laboratories are organized along a double-loaded corridor. A double-height, glazed student lounge will anchor the southern terminus of the center.

Classrooms will be clad in brick veneer, while an aluminum-framed curtain wall will enclose stairwells and second-story pedestrian bridges joining adjacent buildings. Construction is scheduled to begin this spring.—*Ann C. Sullivan*



RIGHT AWAY I KNEW THE L-SERIES WAS DESIGNED TO MEET MY STANDARDS.

DESIGN AND FINISH FLEXIBILITY FOR ANY DECOR. AND THAT WAS JUST THE BEGINNING.

PERFORMANCE TO MEET DIFFICULT APPLICATIONS, NON-HANDED MORTISE CASE TO FIT ANY HAND

DOOR, AND THAT SOLID FEEL OF QUALITY. GOOD LOOKS AND SECURITY. FINALLY THE TWO CAN CO-EXIST.




SCHLAGE

Part of worldwide Ingersoll-Rand

Contact your Schlage dealer or write us today at Schlage Lock Company, Commercial Marketing, 2401 Bayshore Blvd., San Francisco, CA 94134.

Circle 74 on information card

On the Boards


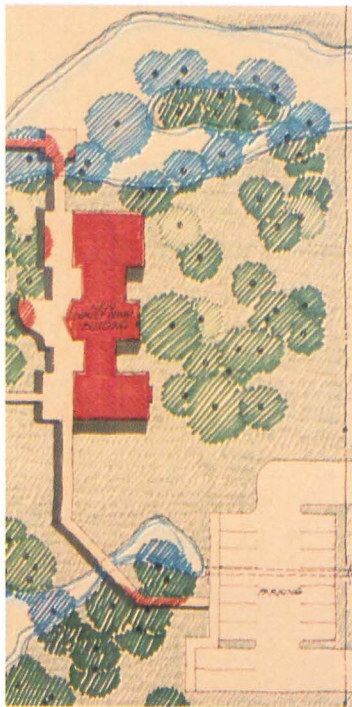


St. Tammany Parish Tourist Center
Covington, Louisiana
Piazza Architecture Planning

The wood-lap siding, shutters, wrap-around porches, and corrugated metal roofs of St. Tammany Parish's tourist information center exemplify the architecture indigenous to this 890-square-mile county north of New Orleans. Designed by Mandeville, Louisiana-based Piazza Architecture Planning, the 4,000-square-foot visitors' center respects the region's natural resources and welcomes international tourism.

The center's three wings contain an information center, a gallery for local artisans' work, and a conference room flanked by research and office areas to the north and service components to the south.

Scheduled for construction starting this spring, the structure will rest on six-foot-high wood pilings for protection from floods.—A.C.S.



Sure,
but
did they
come in on
budget?


If you could pay slave wages and get all your building materials free, you'd make the budget on every project too. But would you make bail? These days, you can get buried alive with the costs that pile up on most projects. That's why you need Sema4. The A/E industry's premier financial management system, Sema4 combines cutting-edge technology with a remarkably easy-to-use interface. You get fully customizable invoices, real-time processing, full interoperability with other applications and more. Build in some of the best support in the business and it's clear that Sema4 truly is a wonder in itself. If things are getting a little too hot for your current management system, look into Sema4.

1 800-545-7484

sema4

We can keep even the biggest project from turning into one.

Circle 34 on information card



Σήμερα είναι ΛΕΥΚΕΡΑ
της 3 Οκτωβρίου 1941
a nice w

Eva Maddox, IBD, ISP, Eva Maddox Associates, Chicago, is co-founder of Archeworks, an interdisciplinary design laboratory. She is a specifier of carpets made of DuPont Antron® nylon.

EVA MADDOX

ON EDUCATION & INNOVATION

From the beginning,

the architect and the designer are taught different languages.

Design is the language of free-form beauty, of proportion.

Architecture is the language of space,

waiting to be ordered by geometry.

Yet there is a third language we must learn together.

The one we create when our separate languages

are layered one over the other.

I'm working to establish a school

where students of design, architecture and other disciplines

will come together.

And learn to listen for the common language

that leads to real innovation.



DuPont. Meeting the

challenge of innovative

minds through educa-

tional initiatives of our

own. Like unique speci-

fier seminars that pre-

sent an in-depth look

at how DuPont Antron™

nylon enhances over-

all carpet performance.

DuPont Antron. There is

no equal. For informa-

tion, call 1-800-4DUPONT.




Antron®
Only by DuPont

Circle 76 on information card

© 1994 DuPont Company

Siedle Video - New Concept - New Price



For secured visitor and entry control.

The new Siedle-Video includes:

- 3" black & white / monochrome monitor
- exclusive full active matrix backlit 4" LCD color monitor

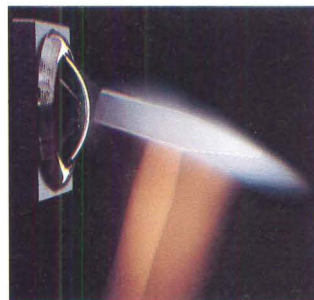
The applications include:

- single family residences
- multi-tenant housing
- industrial, commercial & professional installations
- multiple doors and gates

The innovative video door station cameras and the new monitors with clear and brilliant video pictures, including convenient remote adjustable cameras, offered at an outstanding quality price performance.



Exclusive color & monochrome cameras with full 360° swivel range including +/- 20 degrees



Vandal resistant



Optional caller picture memory (16 pictures)

Send this Coupon to:

Siedle Communication Systems of America, Inc.
750 Parkway,
Broomall, PA 19008
Fax: 610 353 9716
Please send me further information on Siedle communication systems

Name _____

Address _____

State/Zip code _____

Phone _____



Accessible Systems For The Physically Challenged

Circle 78 on information card

SSS SIEDLE

AIA's Public Directors

Patricia Carbine and Jane Maas apply communications expertise to architects' benefit.

For the first time in its history, the AIA's board of directors has two public directors instead of one, and both are women. Jane Maas and Patricia Carbine follow in the footsteps of National Public Radio's Susan Stamberg, Kahn patron Jonas Salk, and others who have served as AIA public directors since 1977. Their mission is to help the AIA send the message that architecture is a public asset. As leaders in advertising and publishing, Maas and Carbine are clearly well qualified to carry it out.

Maas, chairman emeritus of Earle Palmer Brown, New York, has over 35 years of experience in advertising and television. She helped create the "I Love New York" campaign, which propelled New York City's once declining tourism to first place in the country. Carbine cofounded *Ms.* magazine in 1972 and served for 16 years as its publisher and editor. As director of the Ms. Foundation for Women, she started "Take Our Daughters to Work Day," a national event.

Maas and Carbine are advocates for women, but improving the status of female architects within the AIA is not what they see as the institute's greatest challenge. Both agree that the AIA's most pressing problem is the "encroachment of other practitioners on the architect's terrain," as Carbine explains, and the low esteem of architects as a result. "I worry that architects feel defeated," adds Maas. "Yet I look at our research and it says that architects are still the most admired of professionals." The advertising executive cites continuing education as important to the AIA, pointing out that education requirements will force the "mailbox member" to take action. "You won't be able to put 'AIA' after your name just by passively paying dues," she states. "Members will have to become more involved."

Since joining the AIA board in December 1993, Maas has worked on publicizing architects' talents by helping to launch a national advertising campaign, which began last month (page 23). Next on her agenda is up-



ROBERT GLICK

JANE MAAS Career highlights: Chairman Emeritus, Earle Palmer Brown, New York; Senior Vice President, Wells, Rich, Greene; Vice President, Ogilvy & Mather; Associate Producer, NBC, CBS; Trustee, Bucknell and Fordham universities; Board of Advisors, Graduate School of Business, University of Rochester


PATRICIA CARBINE Career highlights: President, Ms. Foundation for Education and Communication; Cofounder, Ms. Foundation for Women; Cofounder/Publisher/Editor, *Ms.* magazine; Media Committee Chair, National Commission on the Observation of International Women's Year; Director, NY Life Insurance

grading the communications plan of the American Architectural Foundation, "Sending a Message of Excellence."

Carbine, who was nominated to the board by Maas and appointed last December, admits that "the AIA is much more complex than I imagined." Carbine views her role on the board as "asking a lot of questions" and urges the group to tackle issues such as homelessness, better design for the elderly, and diversity within the profession.

As for feminism within the AIA? "The architecture profession is still, regrettably, a white male picture," the *Ms.* cofounder laments. "But I was pleased to have heard issues such as maternity leave raised."

Characterizing architects as "smart, sensitive people," Maas sees the AIA changing for the better. "There's a negative perception about the AIA," she believes. "It will take a while to catch up with the positive changes that are now taking place." Maas and Carbine are evidence of those changes.—D.K.D.



YOU NEED OPTIONS.

At Mannington Commercial, we want the environment you're creating to be as grand. Intimate. Elegant. Austere. Spare. Or as spectacular as you do.

No single source in the flooring industry gives you as many color, texture, design and styling options as Mannington Commercial. All have been specifically designed to work together and complement each other.

And no single source provides you with as wide a range of service options, from the planning stages, through installation, and beyond.

Flooring options. Design options. Service options. All these options make Mannington Commercial your best option.

To find out what your Mannington options are, call 1-800-241-2262.

A LONG-ABANDONED, BUT ARCHITECTURALLY IMPORTANT DORIC ORDER NEO-GREC STRUCTURE. TURN THIS FORGOTTEN TREASURE INTO AN UPLIFTING, INSPIRING HIGH SCHOOL FOR THE CREATIVE AND PERFORMING ARTS.



**MANNINGTON
COMMERCIAL.**

SHEET VINYL ■ VINYL COMPOSITION TILE
MODULAR CARPET ■ 6 FOOT CARPET
BROADLOOM CARPET

Circle 80 on information card



DENISE SCOTT BROWN: Principal, Venturi, Scott Brown and Associates

Breaking Down the Barriers Between Theory and Practice

Architectural practice requires the creative mix of scholarship and métier, argues Denise Scott Brown.

Rabban Gamaliel, the Talmudic sage, once said, “All study of the Torah alone, not accompanied by a trade, is destined to remain in vain or turn toward ill.” A dean of an architectural school recently said “Ours is an academic school. Any professional training students get here is entirely by the way.”

I side with the rabbi. I suspect the dean is niche marketing. His program may eventually teach only 30 students, all getting doctorates in the theory of architecture. I, on the other hand, live a professional life trying to keep theory and practice together, straddling several disciplines. As these pull in different directions, I try to guide them back into parallel tracks. In doing so, I urge young architects to read in fields adjacent to architecture: urban planning, landscape architecture, and art history, but also economics, sociology, and political science.

In our training we architects must learn to absorb knowledge from these related disciplines and apply it differently from the way it is normally used. We are accustomed to doing this with structures; there exists a body of theory on how engineering information should be purveyed to architects. The intention is not to make architects into structural engineers but to help them think architecturally about building structures.

The history of architecture is another area where we've had years of crossdisciplinary experience. Students may study architectural history as undergraduates and then take

theory courses in architecture school. In the early 1960s, Bob Venturi taught a course called Architectural Theories at the University of Pennsylvania in which he analyzed the architectural design theories of various historical periods and showed how he, as a practicing architect, developed his own theories and principles of design. That's what I call the professionalizing of academic knowledge.

I've tried to do the same with sociology. Rather than as a required subject architectural undergraduates try to get through quickly, sociology should be studied as students are immersed in a studio on housing or neighborhood design, when they need to know how different groups and cultures within our society view the housing, for example, of the elderly. If sociology were an integral part of a studio on housing, architecture students would understand the value of considering and including sociological information in the design process. They would learn to apply sociological data for their own creative purposes—as an aid and inspiration.

We architects absorb scholarly information and professionalize it to suit our own context of designing and doing. This practical application is a valuable activity—rather different from scholarly learning. It's our strength. We learn to apply scholarly information primarily through the design studio, where we build the elements of an intellectual, artistic, technical, and manual education gradually, one on the other; learning it by doing it. Studio is the gem of our training.

Model 2405

Haws. One size fits all.

ADA DESIGNED DRINKING FOUNTAINS

It's hard to find a better fit than Haws, since our line of drinking fountains and electric water coolers has been redesigned to meet the requirements of the Americans With Disabilities Act. "Hi-Lo" models allow both wheelchair and multi-height standing use. Bubblers, bowls and valves are reconfigured for comfortable operation from any angle. Guess you can say we're the height of accessibility. Haws. Because everyone has a thirst for life.

Haws[®]

Drinking Fountains • Water Coolers
P.O. Box 1999 • Berkeley, CA • 94701
(510) 525-5801 • FAX: 510-528-2812

Model HWCFS-2

Circle 82 on information card

Model
3300

It's the part that brings commitment and gives us confidence in what we do.

So to the dean's academic exclusiveness I say "Professional schools have a great deal to offer academic education. They provide an alternate educational model." When I taught at the University of California, Berkeley, during the Free Speech Movement, there was talk that a professional-type education—learning for doing, learning for deciding, learning for acting—would be more suitable for activist Berkeley undergraduates than an education designed to train academics, which is what most higher education is. In the education of activists, I argue, our learning-by-doing architectural studio has something outstanding to offer the university at large; we should be proud of it and not abandon it.

If the relationship between scholarly knowledge and professional thought and action is learned in school, how is it continued in practice? I sometimes think Bob Venturi and I are running a small university as well

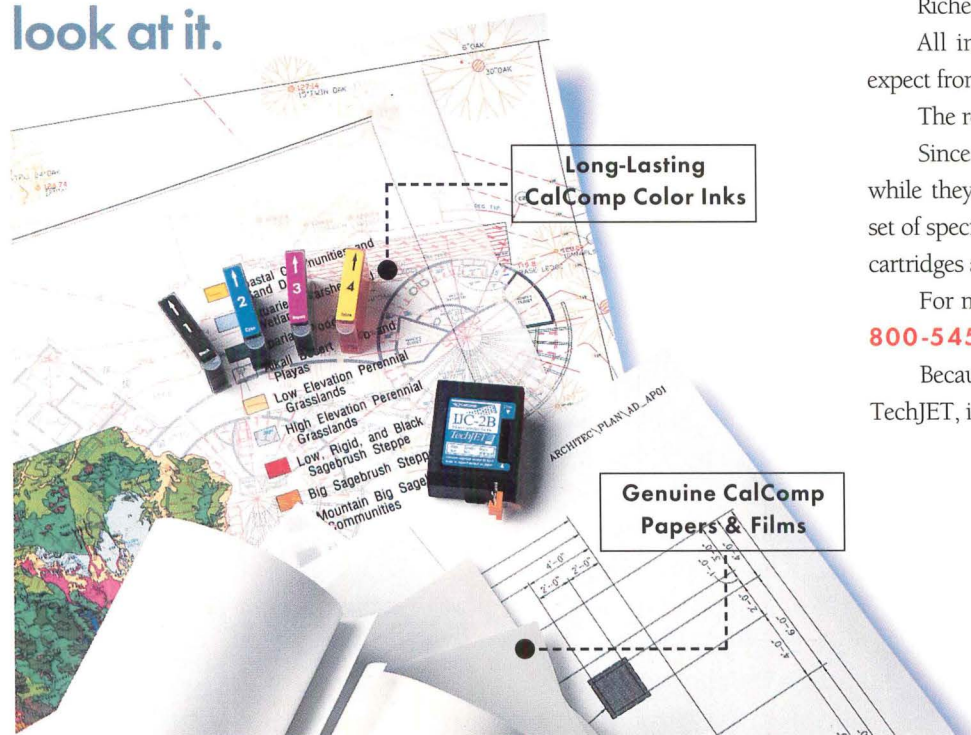
as an architecture firm. We straddle the academic and the professional because, for us, there's a circular procession between looking, theorizing, and designing.

When we see the strip in Las Vegas, we don't know if we hate it or love it, but we feel a shiver of excitement; this experience starts us looking intently at—in fact, re-searching—this amazing environment. It also starts us writing about the strip and in some way designing around it. Whichever comes first, writing or designing, the other inevitably follows shortly thereafter. At times we need to interpret for ourselves through research and writing, at others through designing. We've recently had a similar experience in Tokyo and are now grappling with the integration into our design discourse of this other amazing multicultural, electronic, and iconographic environment whose dissonant unity illuminates the city of now.

The links between perception, analysis, and design or between theory and action

Today's architectural theorists seem to lack an understanding of the circularity of the creative process.

TechJET™ Supplies. A brilliant idea, any way you look at it.



PRECISION - MATCHED INKJET SUPPLIES

It's easy to see the difference CalComp supplies can make. More precise lines. Smoother area fills. Richer, longer-lasting colors.

All in all, the kind of clean, impressive graphics you expect from your TechJET.

The reason is simple.

Since our engineers developed CalComp inkjet supplies while they were designing the TechJET, both share the same set of specifications. Which means that all our papers, films and cartridges are precision-matched to your printer or plotter.

For more information, just call your CalComp reseller, or **800-545-5989, ref. U00.**


Because when it comes to getting the most out of your TechJET, it pays to keep us in the picture.

TOOLS OF THE TRADE

CalComp
A Lockheed Company

TechJET is a trademark of CalComp Inc. © 1995 CalComp Inc.

Circle 36 on information card



LEAVING THE FLAT EARTH SOCIETY GAVE US A WHOLE NEW DESIGN PERSPECTIVE.

Introducing Contura™. A new dimension in the washroom.

Until now, the washroom equipment industry has left you flat, specifying the same accessories for corporate headquarters as gas stations. No more. Because Bobrick is throwing you a curve, an elegant, subtle arc to be found on the elevations of a complete collection of recessed and surface-mounted models.

Contura washroom accessories are a family of

design-integrated paper towel dispensers and waste receptacles, toilet tissue and seat cover dispensers, soap dispensers, and sanitary napkin/tampon vendors and disposals.

All crafted of durable, heavy-gauge stainless steel, exquisitely drawn with complementary arcs and radiuses, providing a new and unprecedented opportunity for design distinction and functionality in the washroom.



So, turn in your membership in the flat earth society and specify Bobrick's new Contura Series.

For a catalog and personal presentation, call or write Bobrick, 11611 Hart Street, North Hollywood, CA 91605.

Telephone 800/553-1600, in CA call 818/503-1630.

© 1993 Bobrick Washroom Equipment, Inc. Contura and the distinctive arc design are trademarks of Bobrick Washroom Equipment, Inc.

BOBRICK Contura™ Series

New York Los Angeles Jackson, TN Toronto

Circle 84 on information card

can't be simplified and made one-dimensional; one does not follow directly from the other. Reason alone does not lead to discovery. But although in science and art the process is not always completely logical, its results can be measured and evaluated by logic.


In writing, pressures of practice shorten our essays and give them urgency. We write as professionals, not scholars, mainly to clarify our own thoughts and to help ourselves to continue designing. But the realities and emergencies of day-to-day practice make our essays read like letters from the front line. Our daily battle prods our theories and pushes our designs; we write about what we're experiencing. Professional writing should, I believe, be like this.

Today's architectural theorists, being trained largely in the academy, seem to lack an understanding of the circularity of the creative process and of the design process that grows out of it. They read a book and then try to reform the whole of architecture by making simple-minded connections to Jacques Derrida or the latest guru to supplant him. These are half-baked academics. Real academics draw from broader scholarship to achieve deeper meaning.

Those who won't embrace the day-to-day problems of the trade risk losing creativity. In the *shtetl*, many rabbis pursued additional livelihoods besides religion and working people attended study circles much of their lives. When you creatively mix scholarship and *métier* you learn to face hard problems and to elicit strong solutions from them. From the problems of cities today we architects should derive designs of an agonized beauty by facing the stringent constraints and jarring conflicts urban work entails. For me, dragging beauty from such hard reality is the essence of functionalism. Therefore, I'm a functionalist for esthetic—among other—reasons.

So we're back to our rabbi, plying a trade and interpreting the Torah. If we architects separate theory from practice—if, for us, donning a sheepskin means doffing our muddy boots—then our theories will remain in vain and we will not offer the academy the richness of what we do. To quote another rabbi, whose name I don't know, "Behold a good doctrine has been given unto you, forsake it not."—*Denise Scott Brown*

Denise Scott Brown, principal of Venturi, Scott Brown and Associates, is the author of Urban Concepts. She is currently working on new buildings and planning projects in the United States, France, and Japan.





Creativity Unrestricted

Cast-in-place reinforced concrete allows architects to do what they want to do . . . be creative. Exterior and interior designs are virtually limitless when the system utilizes concrete. Concrete systems benefit owners with lower costs and shorter completion schedules. This building was completed in seventeen months, from


site selection to move in, and project costs were tightly controlled.

Architects can use creative flair to offer owners award

winning facilities that are cost efficient and distinctive. Whether it's institutional, commercial, educational or healthcare structures, *reinforced concrete provides the creative solution.*



Find out more about creative architectural design using reinforced concrete. Call or fax for this new Case History Report from CRSI.



Concrete Reinforcing Steel Institute

933 N. Plum Grove Road
Schaumburg, Illinois 60173-4758
708/517-1200
Fax: 708/517-1206

© 1994 CRSI


Circle 38 on information card

Sixty second guide to Belden Brick:

COLORS




Belden Brick is made in over 116 colors that include 2 choices in black, 28 browns, 7 tans, 8 buffs, 3 creams, 18 grays, 16 pinks, 26 reds, and 8 whites. In addition, it is made in 12 different textures, although not all our brick is made in the same range of textures. Belden also offers a choice of extruded brick or molded brick (with the character of hand-made brick.) Each category includes a wide range of colors and textures providing more than adequate design latitude.



SIZES



Belden Brick is predominantly made in thirteen different sizes, representing the spectrum of Belden Brick colors and textures. Your design opportunities are broadened by the availability of virtually every Belden Brick color choice as pavers.



SHAPES



We've made hundreds of different shapes to provide special structure details, and a week seldom passes without our custom-making a new special shape to meet individual design requirements. If you need an "impossible" special shape to complement the brick structure you're planning, call Belden. We've seen the impossible become reality.



THE BELDEN BRICK COMPANY
700 W. Tuscarawas Canton, OH 44701
Telephone 216-456-0031

Circle 86 on information card



"We Do More Than We Have To"



FOCAL

*Designed by
Architects,
for Architects.*

FOCAL, a full line of affordable architectural door hardware.

Since good hardware is essential and cost control important, the *FOCAL* Series is manufactured to be the very best value in the industry.

In a variety of fashionings and in all standard finishes, *FOCAL* solves the problem of having to choose between generic and extravagantly priced hardware.


 **Trimco**

 **Builders
Brass Works**

*You now have an
outstanding new range
of choices, all made
in the U.S.A.*

Call us at 213.262.4191

Circle 90 on information card




“The future
of building is
in your hands.
We’ve created
the innovative
products. Will
you build the
innovative
homes?”

Harry A. Merlo

Chairman & President
Louisiana-Pacific Corporation


Louisiana-Pacific

Inner-Seal OSB



“They laughed at us in 1979 when we introduced oriented strand board. Today, without Inner-Seal OSB there'd be no affordability left in structural panels. And tomorrow? Look for more innovative applications, particularly decorative interior panels and shelving. Sanded and polished OSB has elegance like marble with the warmth of wood.”

FiberBond



“We get our best ideas from Europe where there's been pressure on natural resources for years. That's where we found technology for fiber gypsum panels which blend recycled newspapers with gypsum. Because of its smooth surface, strength, and durability, FiberBond wallboard has proven itself in airports, hotels, and hospitals throughout the world and in the custom homes of many of America's forward thinking builders.”

LPI Joists




“It's true solid sawn lumber is a diminishing resource. Engineered LPI-Joists and laminated veneer lumber are smarter choices. They use less wood so they're lighter and easier to handle. Engineered lumber is consistent in performance and comes in the lengths you want. Sure, these are high tech products, but keep in mind they provide a solid start for your projects today and smart solutions for our future.”

Nature Guard Fiber Cement Shakes



“All it took was a couple of big fires in California to shake up the cedar roofing market. Building codes are calling for an alternative, but there's still a lot of demand for the beauty of a natural cedar shake. Once again, L-P used proven European technology to introduce our newest innovation, a shake that looks like cedar, but with a lot more performance. We combine wood fiber, cement, and recycled fly ash to form a fire rated, durable, and handsome roofing material.”

Nature Guard Cellulose Insulation



“We blend old newspapers with a safe and simple fire retardant to give you a non-flammable, cost effective insulation for new construction or renovation. Industry tests show cellulose insulation to be more energy efficient than blown in fiberglass or rockwool. Once again, we're right in line with our objective—environmental sensitivity and affordability in all L-P building products.”

L-P Louisiana-Pacific
Doing something about it.®


SLOAN - THE WORLD LEADER IN FLUSHOMETER DESIGN

There can be only one company that is the leader in its market. In Flushometers, that leader is Sloan Valve Company. Sloan manufactures and sells more Flushometers to world markets than all other brands combined. Sloan's innovative design, high quality, dependable operation, long life and knowledgeable technical support have become the benchmarks of an industry. They are the reasons our third-generation, family-owned business has become the world leader. And, they are the same reasons that the best buildings have used Sloan Flushometers since 1906. Doesn't your own building deserve the very best?

SLOAN *Leading Manufacturer
of Quality Flushometers*

Sloan Valve Company
10500 Seymour Avenue
Franklin Park, IL 60131

Circle 92 on information card




*Sloan
Crown/Naval®
Piston
Flushometer*




*Sloan Royal®
Diaphragm
Flushometer*



*Sloan Optima Plus®
Battery-Operated
Flushometer*



R-4 Automatic Balanced Doors



Manual Balanced Doors



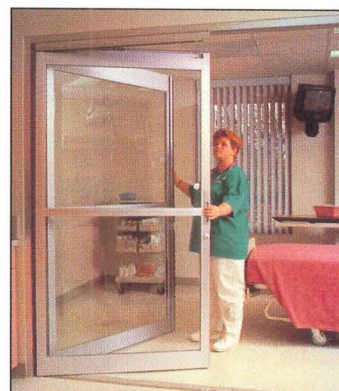
M-3500 Automatic Sliding Doors



R-2 Swinging Door Operator



R-1 Automatic Swinging Doors



ICU/CCU Doors


A GREAT OPENING LINE.

Introducing the EFCO® RotoSwing™ Series. A complete line of automatic swinging, sliding and balanced doors, manual balanced and ICU/CCU doors. Call 1-800-221-4169 for a line that'll really impress you.



ROTSWING DIVISION

Circle 94 on information card



Five new porcelain pavers with water absorption rates of almost 0%. And breaking strengths that double the ANSI standards.

An impervious body built to last under any conditions. The perfect tile for exterior cladding, tunnels, signage or any area where freeze / thaw exposure is a concern.

Porcelain Pavers From Summitville: There Are No Equals.

At Summitville, the word is new. New pavers, new techniques, a new approach for the tile industry innovator.


A fresh approach highlighted by a new breed of impervious glazed porcelain pavers. Pavers unequalled on the world tile market for quality, versatility and durability.

All Summitville porcelain pavers, including our new tread tiles—Summit-Tread and Tactile-Tread—are impervious and virtually eliminate freeze / thaw failure.

Each Summitville paver is made from recycled waste products from the feldspar industry in a new high-tech facility. This tradition of respect for our environment has been a part of Summitville since 1912.


To learn more about Summitville's new porcelain pavers, complete the reader service card and get all the facts from full-color product information.

When you're searching for porcelain paver solutions, turn to Summitville. The tile industry innovator.



 **Summitville[®]**
Summitville Tiles, Inc., Summitville, Ohio 43962
FAX 1-216-223-1414

Circle 96 on information card



ROBERT FRICK

Antoine Predock

American Visionary

Competitors complain that Antoine Predock can walk his dog around a site and get the job. The dog is apocryphal—Predock doesn't have one—but walking off with big jobs has become routine for the 58-year-old New Mexico architect. In the last decade, he has gone from being a respected regionalist—a hip John Gaw Meem—to an international celebrity with major commissions in Los Angeles, Las Vegas, Dallas, Tucson, Tampa, almost everywhere but in his hometown of Albuquerque. *Vanity Fair* has profiled him admiringly; Rizzoli published a monograph on his work last December to be followed this fall by a book of drawings; and as an architect in the film "Intersection," Richard Gere loses a big commission to him. "That's OK," Gere tells his wife, played by Sharon Stone. "Predock's good. He'll do a fine job."



Talented, intense, demanding—all describe Antoine Predock. Yet serious critical attention has been slow in coming, deflected partly by a cloud of self-generated hype about UFOs, pyramid power, and "cosmic" Modernism. Even when floated in a humorous and self-mocking way, such ideas have encouraged skeptics to dismiss him as an eccentric desert shaman.

And yet no contemporary American architect has done more to extend architecture's spiritual and symbolic range. Predock listens to the land and detects deep

BELOW: Tampa's Museum of Science and Industry, to be completed in July, is organized around a spherical theater.

CENTER: Competition model for Hotel Atlantis in Las Vegas is a shimmering mountain of glass planes surrounding waterfalls and palm trees.

BOTTOM: Predock adapted the glazing of Hotel Atlantis in the lobby of his Spencer Theater for the Performing Arts in Riudoso, New Mexico, now in design development.



ROBERT RECK PHOTOS

murmurings that his more cloistered academic contemporaries miss. And while his architecture remains consistently spare, planar, and primal, it is richly inflected by ideas and images from freeways, folklore, and cyberspace—the full panoply of contemporary culture. Predock is a classic polymath who fits Charles Moore's description of the "vulnerable architect, open to all kinds of things," and who is capable of adjusting his position to accommodate them.

Predock's architecture is quintessentially American in its attachment to land and place, part of a long tradition that stretches back through Wright and Whitman to Jefferson and the Anasazi architects of Chaco Canyon. Some of his buildings mimic land forms—the volcanic American Heritage Center in Laramie, Wyoming, for instance (ARCHITECTURE, December 1993, pages 48-61)—while others abstract and internalize them, like the new Social Sciences and Humanities Building on the University of California's Davis campus (pages 74-83). Here, the ecosystems that created California's Central Valley are expressed as layers of structure, rising from the agricultural plain to linear blocks of faculty offices that span the complex like mountain ridges. The building is about rootedness and aspiration simultaneously: an intricate architectural microcosm.

Predock worked out the plan for the Ventana Vista Elementary School in Tucson (pages 58-67) by walking off every foot of the site and then marking each section of the building on a contour model he had hauled along. "The desert was our textbook for what ought to occur on the site," he explained. "Everything was so clear and diagrammatic that in occupying it, we knew we had to reaffirm its special qualities."

Predock's Americanism comes through also in his fascination with cultural marginalia, from strip centers to tourist trinkets to B movies. Such culture bites often provide his starting point and context; in the 1960s, he rode motorcycles with landscape historian

J.B. Jackson and gradually absorbed Jackson's inclusive view of landscape as a cultural artifact instead of as a collection of views.

Consequently, Predock sites buildings like an archaeologist, going deeper and deeper until he strikes cultural bedrock. The first step in the investigation is usually a collage, created by Predock and his team with photographs, postcards, rocks, animal skeletons—anything that helps to assemble a mosaic of ideas about a place. This unique tool enables them to discover the rhythms and the tempo of a site. After the collage comes the small clay model, a type of three-dimensional drawing that Predock uses to express generalized shapes and spaces. Tactile and malleable, models allow him to record quick, impulsive gestures that translate into the dramatic body language of his buildings.

Predock is accustomed to stretching tight budgets by using simple materials and forms local craftspeople can work with. Ventana Vista Elementary School, for example, is built of stucco and concrete block at \$85 per square foot and flaunts a fabric roof that is expected to save \$15,000 in cooling costs.

To this frontier pragmatism, Predock adds the profound faith that architecture can affirm and heal. "There are exemplary realms that architecture can yield glimpses into, realms that are optimistic," he writes in the introduction to his new book. "Conversely, there is nihilism—making a thing of the chaos, making a thing of the mediation of our world—literal extrapolations. But to say casually, as some individuals do, 'I am going to be chaotic because of chaos theory,' or 'I'm going to be a Deconstructivist architect because French Post-Structuralist literary critics talk about Deconstruction,' is highly suspect. . . . The choices made need to come from the spirit and from an understanding of the actual world around us, both in terms of the present and the past."

Predock's world for the last 41 years has been Albuquerque, a vigorous, tacky, and low-rider city that, by virtue of its remote-

No contemporary American architect has done more to extend architecture's spiritual and symbolic range. Antoine Predock listens to the land and detects deep murmurings that his more cloistered academic contemporaries miss.

ness from the centers of fashion, frees an architect to pursue a personal vision. "My grounding in New Mexico has sensitized me to looking at sites at a lot of levels, not just their immediate face value," confides Predock. "There's still a freshness about the ephemeral layer here as well as something poignantly sad. Yet the sweep of the land and the light and air even out some of those interventions and give you a sense of freedom. New Mexico has prepared me for working anywhere."

Home and office cohabit a 1907 house near the downtown that Predock has enlarged and reconfigured numerous times to accommodate his growing staff. Like his best work, it celebrates mystery and surprise over obvious unity, with courtyards, hidden recesses, and backstairs rising to loft studios.

Right now, "Antoine Predock Architect" employs 15 people, down from 40 a few years ago when four major competition projects were going at once: The Nelson Arts Center at Arizona State University (1985); the American Heritage Center and Art Museum in Laramie (1986); the Las Vegas Library and Children's Museum (1986); and the California Polytechnic State Laboratory and Administration Building (1987). Competitions catapulted the firm into the national spotlight in the late 1980s and, although its batting average has dropped recently, Predock still pursues invited competitions because "they give me an opportunity to explore different sites that I wouldn't normally be able to engage. The newness of these encounters is very important to me."

Predock says that the ideas generated by competitions go into a "spiritual savings account" that can be drawn on later: The daring glass skin intended for the Hotel Atlantis in Las Vegas appears in the crystalline entrance and lobby of the Spencer Theater for the Performing Arts in Ruidoso, New Mexico. Likewise, the dramatic wedge of the Las Vegas Library and Children's Museum return in more intimate—and more re-

solved—form in the Mesa Public Library (pages 68-73) in Los Alamos, New Mexico.

Predock's work was once limited to adobe houses in the Sandia foothills, but competitions have increased the scale and complexity of his projects dramatically: The Museum of Science and Industry in Tampa covers 110,000 square feet and has a budget of \$19 million, and the Thousand Oaks Civic Arts Plaza is, at \$53.5 million and 226,000 square feet, his largest project ever (pages 84-93). "I was concerned about what might happen when my buildings got larger," Predock remembers. "And the answer is that there is no difference at all. The way of thinking about the building is the same. There's the site, its timeless emanations, the specifics of place, all of which work their way through my process independent of scale."

Yet it's clear that the expanded scale and context of Predock's recent work have produced a more intricate layering of forms and ideas; the nonarchitectural soundings go deeper and wider. "The investigative potential is so much richer, no doubt about it," Predock admits. "I'm all over the place soaking up things, trying to develop a culture of the building before any overt moves are made. The program is the easiest part. Any competent architect can work that out. It's the intangible content that matters most."

The site remains the great first event for Predock, and he remains one of its great intuitive readers. He doesn't see mere pattern; he sees a cultural matrix. Urban designer William Morrish, who drew up the program for the Las Vegas library, says that Predock got the job "because he talked about the qualities of southern Nevada and what it was like to live there. He didn't take the easy way out by talking only about the strip."

Predock still sets the design and establishes the dialogue for all his projects. Clients praise him for not stopping there, however, but for carrying ideas through to completion. He labored six years on the Mesa Public Library trying to accommodate the demands

of a divided selection committee and made numerous trips to Ventana Vista to work out ideas with the staff. "I haven't been enamored of star architects," says Catalina Foothills School Superintendent Terry Downey, "but Antoine was different. He helped us imagine things that we couldn't have imagined for ourselves and then stayed with us. He made us feel that there wasn't a more important project than ours."


Predock's success has not made him a favorite of the East and West Coast architectural establishment. "We will have to see what he makes of his dislocation to Los Angeles, to a cosmopolitan urban center," sniped Peter Eisenman a few years ago. "It is the difference between playing hardball in the big leagues and the summer league out in the desert." Predock has since proved that his site-sounding approach travels well. His buildings at the University of California, Davis, and California State Polytechnic University, Pomona, the Mandell Weiss Forum in San Diego, and the Venice beach house rank among his best without resembling work he's done in New Mexico or Florida.

Neither Predock nor his work can be pigeonholed. Not only does he live almost midway between the architectural axes of Los Angeles and New York, he's managed to navigate safely between the Scylla and Charybdis of Postmodernism and Deconstructionism as well as most of the other fashionable "isms." As architectural practice grows more narrowly focused on niche markets and stylistic trends, as some architects openly despair of designing significant work, Predock holds out the possibility of timeless architecture, unaffected by transient theories. He continues to draw inspiration from sources beyond architecture, theory, and history and find ways to include it in his buildings. His walls and roofs vaunt their materiality even as they aspire to higher concepts. Site remains primary, and for Predock, it starts at the center of the earth and reaches out to the cosmos.—*David Dillon*

Desert Education

Ventana Vista Elementary School
Tucson, Arizona

THESE PAGES: Ventana Vista Elementary School lies beneath Tucson's soaring Santa Catalina Mountains. Fabric tent (facing page) floats above multipurpose room.



Blocky, muscular, and austere, the sculptural cluster of buildings of Ventana Vista Elementary School is an architectural analog to the spectacular Catalina Mountains heaving up behind it. Its design by Antoine Predock does not exude the comfortable familiarity expected from an elementary school, and a cursory inspection might leave one suspicious or discomfited. But then the same could be said of the rugged Sonoran desert of which this building is now a part.

It is exactly that difficult confrontation with an inhospitable environment that Predock regularly addresses in his desert buildings. What makes the issue so challenging here in Tucson is the choice of a primary school as the vehicle of exploration.

Like many of Predock's buildings, such as the Nelson Fine Arts Center at Arizona State University, Ventana Vista incorporates precedents drawn from across history. The school is arranged like a medieval Italian hilltown, carving out a series of courts

and passages that pinwheel around a centralized, two-story library. A white tent floats above the prominent multipurpose room that combines dining, assembly, and gymnasium. It shades skylights below it and reminds visitors of nomadic desert encampments. If Predock has his way, the tail of a B-52 bomber will rise from one of the courtyards—an obsidian glyph reminding us of a common frightening heritage and the nearby Davis Monthan Air Force base.

These are not simple or obvious references and certainly stretch the associative capacities of seven-year-olds. But if the didactic content of Predock's gestures is not immediately apparent to the youngsters, education can make it so. Predock and associate architect Burns/Wald-Hopkins utilize these devices to leaven architectural and urbanistic meanings into the school as well.

"I thought of the school as a city for children—particularly its scale and the variability of that scale relative to children's bodies,"

says Predock. This "city" is organized as a group of different "neighborhoods": administration and kindergarten; first grade; second and third grade; and fourth and fifth grade—and a "town square" lies between the library and the multipurpose space. And like neighborhoods in any town, each of the school's quadrants has distinctive architectural characteristics and cultural artifacts with which the students can identify.

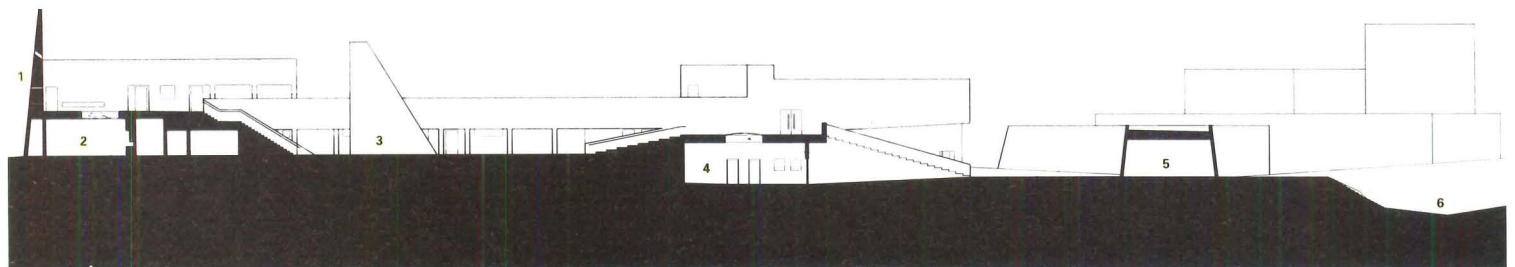
Consequently, the first-grade court is smaller and denser than the others and its burghers are provided with spy holes and at-grade windows. The second and third graders host an ingenious "solstice wall": through its strategically placed holes, the sun illuminates plaques on the ground honoring significant days or events—on Cinco de Mayo, for example, the sun falls on a gold coin dedicated to the Mexican holiday.

The message from Predock's impressive variety of architectural interventions is that the discovery process of education should

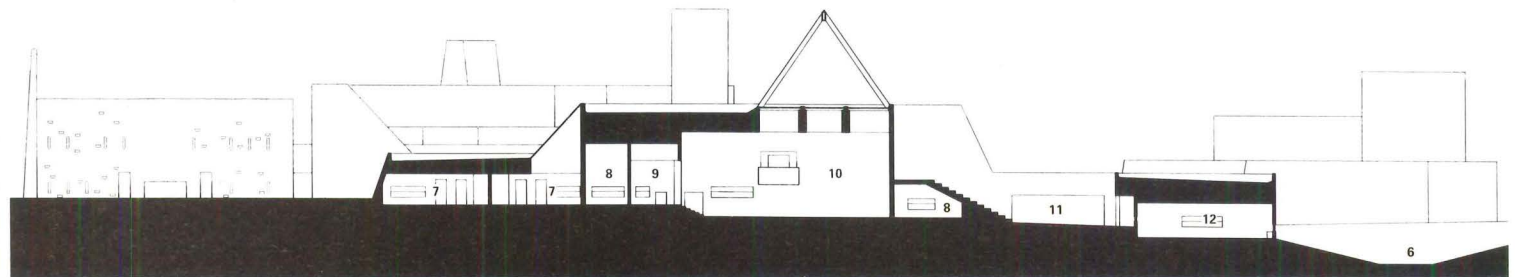


This is a city for children that engages the site as a museum and laboratory. It shifts in scale so that each age group is reflected in the architecture. —Antoine Predock

BELOW: School's entrance is tucked to the right of tilted landscape wall.
SECTIONS: North-south sections reveal central courtyard (top) and multipurpose room (bottom) beneath tent.
FACING PAGE, TOP: Massive mechanical duct is meant to draw air across wires and produce musical tones.
FACING PAGE BOTTOM: Sun shines through solstice wall's carefully modulated apertures, spotlighting story disks on special days of the year.




NORTH-SOUTH SECTION







NORTH-SOUTH SECTION

20 / 6m


- | | | | | | |
|-----------------|-----------------------------|----------------|-------------------|----------------------|--------------------------|
| 1 SOLSTICE WALL | 3 R-R2 TAIL FIN | 5 KINDERGARTEN | 7 MUSIC CLASSROOM | 9 STAGE | 11 PERFORMANCE COURTYARD |
| 2 COMMON ROOM | 4 READING SUCCESS CLASSROOM | 6 ARROYO | 8 STORAGE | 10 MULTIPURPOSE ROOM | 12 DAY CARE |







PREVIOUS PAGE: Central courtyard is shaded by metal screens (top).
BELOW: Fourth- and fifth-grade court features chalkboard/graffiti wall.
PLAN: Multipurpose room, music and performance areas, administration, and kindergarten and first-grade classrooms (left) face library, common room, and upper grades (right).
FACING PAGE TOP: Truncated pyramids house first grade and kindergarten.
FACING PAGE BOTTOM: Block wall frames central staircase from B-52 courtyard.



include the physical environment where it takes place—from recess courtyards to the impressions of the desert itself. At Ventana Vista, some of that process is didactic (the B-52), some is elliptical (the solstice wall). Unlike more traditional school planning, Ventana Vista’s pinwheeling courtyard scheme is not transparent; one must come to know this children’s city through experience and discovery. The entrance to the school is obscure. Furthermore, the building’s uniform color and materials are indistinct and a bit overwhelming, particularly in light of the minimal internal landscaping. However, Predock is comfortable with the school’s stark quality. “The desert is about power and loneliness,” he believes. “The desert is not cute. Kids are smart; they understand this.” And where they don’t understand, Ventana Vista will teach them.—*Reed Kroloff*

Reed Kroloff is an assistant professor of architecture at Arizona State University.



**VENTANA VISTA ELEMENTARY SCHOOL
TUCSON, ARIZONA**

DESIGN ARCHITECT: Antoine Predock Architect—Antoine Predock (principal-in-charge); Derek Payne (associate-in-charge); Sunil Bald, Katharine Howe, Geoffrey Beebe, Lawrence Mead, Geoffrey Adams, Mischa Farrell (project team)



ARCHITECT OF RECORD: Burns and Wald-Hopkins Architects—Dave Burns, David Wald-Hopkins (project principals); Robin Shambach (project architect/construction administrator); Kim Wolfarth, Annie Nequette, Richard Huerta, Arthur Stables, Patty Marquez (project team)

LANDSCAPE ARCHITECT: Acuna-Coffeen
ENGINEERS: Turner Structural Engineering (structural); Adams & Associates (mechanical); Monrad Engineering (electrical); McGovern, MacVittie, Lodge & Associates (civil)

CONSULTANTS: Progressive Food Service (food service); Interior Technology Associates (furnishings)

CONSTRUCTION MANAGER: Landeco
GENERAL CONTRACTOR: Diversified Design and Construction

COST: \$7.7 million; \$85 per square foot
PHOTOGRAPHER: Timothy Hursley



BELOW: Two-level library is a generous, dynamic space with a grand stair and walls of glass that look toward the Catalina mountains.

BOTTOM: Multipurpose facility located beneath "nomadic tent" is completely daylit and serves as a gym, cafeteria, and performance venue.

FACING PAGE: Classrooms are finished in exposed acoustideck ceilings, gypsum walls, and carpeted or concrete floors.






We Are Working Together

Spell Kachina
BIRTHDAY BUNCH

The Writing Process



Reading Circle

Mesa Public Library
Los Alamos, New Mexico

Antoine Predock is one of America's architects most in tune with place, and that sensitivity is dramatically expressed in the new Mesa Public Library in Los Alamos, New Mexico. The building occupies the city's highest point and looks out onto the Jemez Mountains and red sandstone cliffs, honeycombed with Anasazi dwellings. Originally planned to be merely part of a larger cultural center that was to include a history museum and science center, it now stands in splendid isolation atop one of northern New Mexico's most spectacular plateaus.

Predock's design was driven by a desire to capture this powerful landscape and pull it inside. The library's main reading room forms a sweeping glass arc that frames the mountains like a pair of sunglasses. Slicing through the arc is a wedge—containing lobby, bookstore, and community meeting rooms—that terminates in a 70-foot tower with a knife edge, an element that the architect also incorporated into his Las Vegas Library and his Laboratory and Administration Building at California State Polytechnic University in Pomona. More totemic and compositional than functional, the wedge nevertheless marks the landscape in a memorable way. "It's the prow and an absolutely necessary element," Predock insists. "Public buildings of this stature should have an iconic presence."

The \$6.6-million Mesa Public Library is surprisingly poetic for a community founded on particle physics and the Manhattan Project. Indeed, some Los Alamos residents were initially uncomfortable with the design. "There are a lot of analytical types up here who are mainly concerned about efficiency, flexibility, and energy conservation," explains Library Director Mary Pat Kraemer. "It was as though because a book is rectangular, a library had to be rectangular, too."


After years of heated discussion, Predock won over skeptics with a design that, while filled with surprises, satisfies the building committee's demands—principally that tripling the size of the old library (48,000

square feet versus 16,000 square feet) would not also triple the size of the library staff. The architect solved that problem by creating a fluid interior filled with windows, over-looks, light wells, and view corridors. One librarian can monitor an entire wing, including study carrels and seminar rooms, from a single vantage point. The openness also transformed movement through the building into a kind of theater, with many different sets, entrances, and exits.

The library's basic plan, on the other hand, is clarity itself. Circulation, reference, and adult stacks occupy upper or ground floors, with staff offices, small reading areas, and a gallery displaying the work of local artists above and children and young adult areas below. A large drum evoking an Indian *kiva* forms the center of the building with an internal spiraling staircase. But efficiency was hardly Predock's only concern; like all good architects, he is aware that buildings have emotional and theatrical agendas as well. The tower belongs to those other dimensions, as do the mysterious spaces and views sprinkled throughout the building.

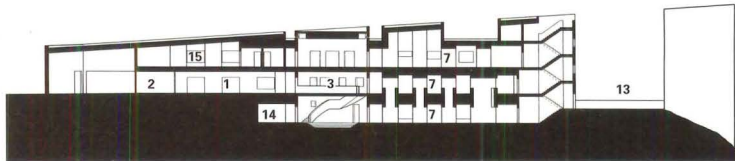

Inside the front door, visitors encounter a series of rectangular-framed openings, from seven to three-and-one-half feet high, that telescope as they recede toward the wedge like a row of Josef Albers paintings. The sides are formed by columns that carry some of the building's heating and cooling equipment while also creating small, hidden study spaces. The columns push through to the upper floor, where they become a forest of flat surfaces for hanging paintings, photographs, and other artwork. The ground level is an architectural labyrinth—a favorite Predock device—in which straight plays against curved, round against square, solid against void, and intrigue rules. The floor of the central drum is a carpeted amphitheater for children's plays, readings, and wrestling.

Having elaborated on the library's basic geometry, Predock chose to underplay the finishes. The exterior is cast concrete and

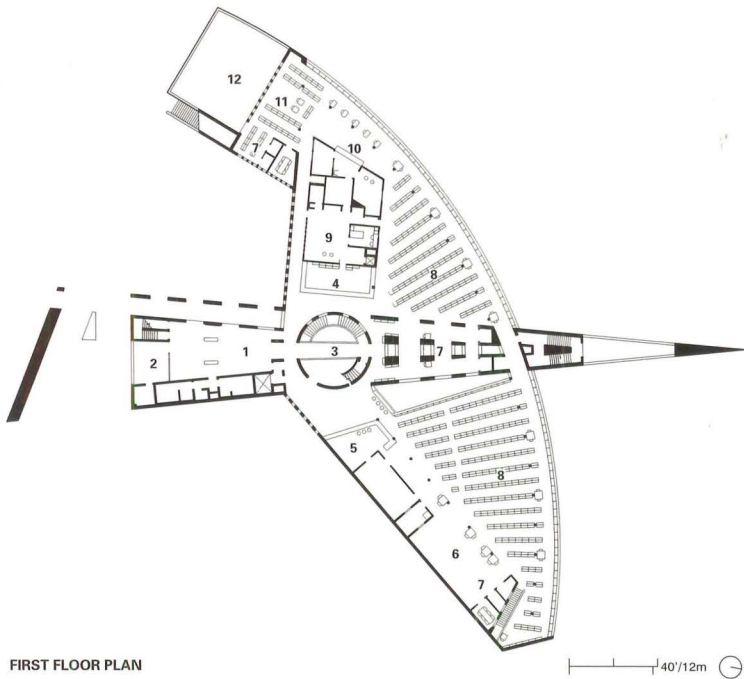


FACING PAGE: Wedge that slices through center of library terminates in a 70-foot tower facing the Jemez Mountains.

The library diagrams the sweep of the panorama and alludes to the volcanic promontories nearby.—Antoine Predock



NORTH-SOUTH SECTION



FIRST FLOOR PLAN

- | | | |
|----------------------|---------------------------|------------------------|
| 1 LOBBY | 7 STUDY CARRELS | 13 CHILDREN'S TERRACE |
| 2 BOOKSTORE | 8 ADULT COLLECTION STACKS | 14 YOUNG ADULT READING |
| 3 ROTUNDA | 9 WORKROOM | 15 MEETING ROOM |
| 4 CIRCULATION DESK | 10 SPECIAL SERVICES | |
| 5 REFERENCE DESK | 11 PERIODICALS | |
| 6 REFERENCE SERVICES | 12 READING GARDEN | |

BELOW LEFT: From the air, plan of library evokes bird in flight.

SECTION: Library consists of offices (top), reference and circulation (center), and children's areas (below).

PLAN: Stacks and offices radiate from central rotunda. Lobby, bookstore, and meeting rooms occupy wedge.

FACING PAGE, TOP: View from south shows public entrance and wing of offices.

FACING PAGE, BOTTOM: Entrance colonnade is located to west of wedge.

rough masonry block, with a few sections of redwood siding to recall the building's Southwestern mountain setting.

The interiors are primarily made of concrete, painted sheetrock with maple veneer on tables and bookcases. The reading room ceiling is covered in Douglas fir, supported by laminated fir trusses that impart a subdued rustic feeling reminiscent of the adjacent Fuller Lodge, which was part of the Manhattan Project. The most puzzling element is a steep ceremonial staircase rising from the parking lot to the second level: Instead of the main entrance it is an emergency stair, originally intended to form one wall of an outdoor reading garden. The idea has since been scrapped, leaving yet another enigmatic architectural fragment. "I've created quite a few of those," Predock laughs.

Now that the Mesa Public Library has been open a few months, public uneasiness about its unorthodox design has subsided. The community recognizes that the building offers both new intellectual resources and an unforgettable landmark. From above, the library resembles a bird in flight while from the ground level, it displays some of the intricate cellular quality of an Indian pueblo, beckoning people in from the windy mesa. By joining natural, cultural, and technological associations, Predock has thoroughly rooted the library in its place.—*David Dillon*

MESA PUBLIC LIBRARY
LOS ALAMOS, NEW MEXICO

ARCHITECT: Antoine Predock Architect—Antoine Predock (principal-in-charge); Geoffrey Beebe (associate-in-charge); Paul Gonzales, Brett Oaks (project managers); Rebecca Ingram, George Newlands, Deborah Waldrip, Linda Christenson, John Brittingham, Cameron Erdmann, Geoffrey Adams, Mark Donahue (project team)

ENGINEERS: Randy Holt & Associates (structural); P2RS Group (mechanical); Telcon Engineering (electrical); County of Los Alamos (civil)

GENERAL CONTRACTOR: Bradbury & Stamm

COST: \$5.2 million; \$98 per square foot

PHOTOGRAPHER: Timothy Hursley



BELOW: View of light well between wedge (left) and reading room (right) reveals intersecting geometries. Douglas fir trusses in main reading room recall building's mountainous setting.

FACING PAGE, TOP: Rotunda, with bridge and stairway, forms core of building.

FACING PAGE, BOTTOM: Base of rotunda is an amphitheater for children to read, watch performances, and play.





Planting Knowledge

Social Sciences and Humanities Building
University of California, Davis



THESE PAGES: Social Sciences and Humanities Building forms gateway to UC Davis campus, offering a low-rise, villagelike complex punctuated by stair tower of history building.

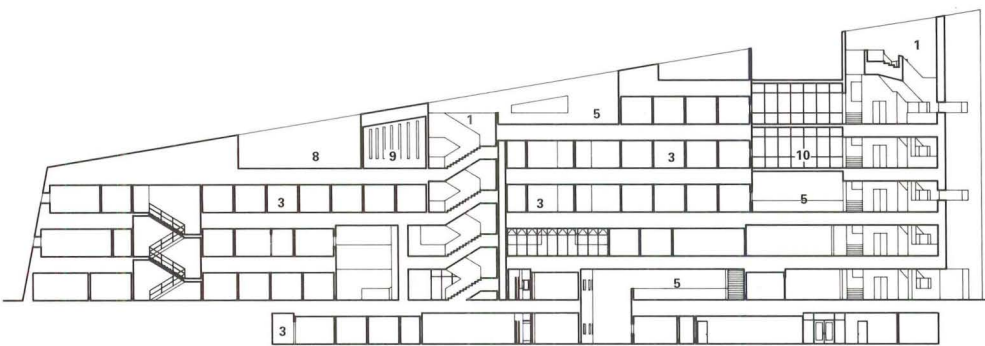



BELOW: Aerial view of the multilevel Social Sciences and Humanities Building shows outdoor courtyards and office blocks slicing through site.

SECTION: History department block includes offices, library, and stair tower.

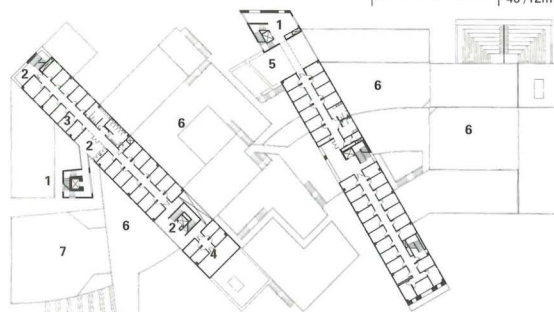
PLAN: Complex interweaves 14 separate departments and programs.

FACING PAGE: Stair tower extends from agricultural economics building. Glass bridge linking campanile to history department is visible in background.



NORTH-SOUTH SECTION

- 1 STAIR TOWER
- 2 BALCONY
- 3 TYPICAL OFFICE
- 4 COMPUTER LAB
- 5 TERRACE
- 6 COURTYARD
- 7 LECTURE HALL
- 8 MECHANICAL
- 9 LIBRARY
- 10 GLASS BRIDGE




THIRD FLOOR PLAN


Like the mythic figure Antaeus, buildings by Antoine Predock draw their strength from the earth; Predock’s University of Wyoming Museum, for example, is aligned with nearby mountain peaks. When his sites are flat and divorced from the landscape, the New Mexico architect reinvents the ground to give his structure meaning. Frequently, he constructs the site with the building, planting a structure in the ground so it becomes an instrument for examining the earth, landscape, and sky. “I instinctively connect a site to the larger context of the natural realm,” says Predock. Rooted and aspiring, his buildings—even prosaic office structures—often achieve mythopoetic stature.

The latest in a string of campus buildings by Predock, the Social Sciences and Humanities Building at the University of California, Davis (UCD), is a multilevel complex of departmental buildings loosely organized around irregularly shaped courtyards. Two long office slabs with angled rooflines housing the two largest departments—agricultural economics and history—slice through the villagelike complex jutting upward, like runways to the sky. Although the building resembles the ancient observatory at Jaipur, its program is in fact much more down to earth, accommodating offices for eight departments.

According to Senior Architect Clayton Halliday from the university’s Office of Architects and Engineers, UCD wanted a courtyard building and diagonal circulation connecting a prominent campus entrance to the quad; each department was to have its own identity and entry.

It was on journeys across California’s Central Valley that Predock observed that the valley was basically a bread basket framed by the Coastal and Sierra ranges. Inspired more by this greater picture than by the direct architectural context, the architect decided to integrate the campus into its historical basis of agriculture. “When I started looking at patterns on the surface of the valley, I saw the all-pervasive agricultural grid intersected





This scheme takes its cues largely from the agricultural plains and mountain ranges, rather than from the immediate context of the campus. —Antoine Predock

FACING PAGE: Main entrance into Social Science and Humanities complex leads to a lower plaza straddled by rising block of history department (left).
BELOW: Northern face of agricultural economics department's long block (right) is sheathed in panels made of anodized aluminum.
BOTTOM: Lower courtyard leads to low block of dean's office (right) and history department stair tower (center).

by the Sacramento River," Predock explains. He started the design by drawing a meandering S across the site, a former parking lot. The figure diagonalized the site and gave Predock a fundamentally organic ordering principle that disrupted the campus' dominating orthogonality. "Initially, I saw the mark as a water channel, with eddies along it," he remarks. "The eddies became multi-leveled courtyards that always referred to the lowest level, one story below grade." To distinguish the separate academic departments from one another, Predock created a group of structures in an interesting array of geometries departing radically from the normative, double-loaded building based on a stacked cellular organization. "The design takes apart that kind of building and reconstitutes it in a way that has to do with the site, desire lines, and the meandering alignment," says Predock.

Former UCD Chancellor Ted Hullar encouraged the architect both to create an image singular to this campus and develop the site three-dimensionally. "The chancellor and I had discussions about how one could go into the earth," recalls Predock. "Going into the ground achieves a thermal stability. Besides, I like descents into grade and the intimacy of being in the earth but open to sky."

Predock built the lower structures in concrete and stucco; the solidity of the concrete and the cubic mass of the forms make the lower elements seem quarried. Curved concrete walls, some with curvilinear gardens, recall the S in his original sketch.


Across this landscape, the two office blocks sheathed in panels of anodized aluminum soar to peaks overlooking expansive views. The history block climaxes in a partially autonomous stair and elevator tower that gives the otherwise mesalike complex a vertical profile. High walls of one roof terrace square off a wide view of the sky while those of another break to reveal geographical alignments across the Central Valley. It is here in this campanile that Predock reassociates the campus with the larger landscape.



BELOW: Center for Cooperatives and Agricultural Issues (center) is located between buildings of history (left) and agricultural economics (right).

BOTTOM: Curved garden swath recalls original inspiration of waterways crossing the landscape.

FACING PAGE: Exposed staircase leads from grade to upper floors of agricultural economics department.



The raw concrete, natural stucco, and anodized aluminum lie within the same light color palette, but the metal, which reflects sunlight and dissolves visually in the valley's frequent fogs, has a liveliness that contrasts with the more inert materials serving the earth-bound forms. Predock detailed the walls for solidity, eliminating extraneous elements that diminish the power of its primary shapes. Frequent bridges and underpasses give this otherwise volumetric ensemble great porosity, framed views, and spatial richness.

The design defines a world within itself, rich enough to be a kind of architectural exploratorium. Students ride mountain bikes across its topography, couples discover the lookout in the stair tower, and teachers profess to one another on bridges overlooking terraces.


If, as Le Corbusier stated, architecture is the magnificent play of forms in light, this building is a mature work. But the design is not simply deft formalism. The UC Davis building works like an optical instrument on its site, and anyone who sees with this building is delivered to a larger geographical and cultural context.—*Joseph Giovannini*

SOCIAL SCIENCES AND HUMANITIES BUILDING
UNIVERSITY OF CALIFORNIA, DAVIS
DAVIS, CALIFORNIA

ARCHITECT: Antoine Predock Architect—Antoine Predock (principal-in-charge); W. Anthony Evanko (associate-in-charge); Geoffrey Adams, Curtis Scharfenaker (project managers); Jon Anderson, Geoffrey Beebe, Joseph Andrade, Sunil Bald, Jorge Burbano, Phyllis Cece, Michael Chin, Devendra Contractor, Mark Donahue, Mischa Farrell, Cameron Erdmann, Paul Gonzales, Lorraine Guthrie, Katharine Howe, Rebecca Ingram, Aron Idoine, Steven Maurice, David Mishler, George Newlands, Timothy Nichols, Brett Oaks, Chris Romero, David Somosa, Deborah Waldrip, Michael Wewerka (project team)
LANDSCAPE ARCHITECT: Tsuboi/Mamuyac & Associates
ENGINEERS: Robin E. Parke Associates (structural); JBA Consulting Engineers (mechanical/electrical); Chavez-Grievies Consulting Engineers (civil); Wardin-Cockriel & Associates (acoustics)
GENERAL CONTRACTOR: Perini Building Company
COST: \$22 million; \$160 per square foot
PHOTOGRAPHER: Timothy Hursley



BELOW: Courtyard borders glass-walled classrooms that follow curve of site.
BOTTOM: Lecture hall in wing to west of agricultural economics seats 369.
FACING PAGE: Northeastern facade of history department is designed with square windows for offices; long strip windows serve libraries, conference rooms, and computer labs.







Freeway Acropolis

Civic Arts Plaza, City of Thousand Oaks
Thousand Oaks, California

Bambi meets Godzilla” is how Antoine Predock describes the site of the Thousand Oaks Civic Arts Plaza, a virgin meadow beside the Ventura Freeway less than an hour’s drive north from Los Angeles. Judging from the encroaching development of strip malls and office buildings, the site’s tall grasses and live oaks didn’t stand a chance, until the City of Thousand Oaks commissioned Predock to design its new civic center and infuse the place with a sense of urbanity.

The 180,000-square-foot complex is the architect’s largest institutional project to date. It encompasses government offices for the city, a 380-seat council chamber and community theater, an 1,800-seat auditorium, a 7-acre community park, and an 850-car parking garage. The architect housed this disparate program in forms that are characteristically earthbound and austere, but the sum of the building’s parts seems confused: it shouldn’t be so difficult, for example, to find the entrance to City Hall.

The project’s massing was complicated by the primary challenges of the site: an abrupt, 90-foot change of grade from the freeway to the existing meadow, and the freeway’s noise. Predock chose to exploit the contrast between nature and the manmade with a facade that squarely addresses the freeway and an outdoor plaza that opens like a belvedere onto the broad panorama of the valley. He piled the largest chunks of program—auditorium and parking garage—at the freeway’s edge to form the greatest possible sound barrier, stepped down the city hall and its government offices toward the town’s main boulevard to the north, and skirted the building’s base with a meandering public park.

The monumental scale and head-on orientation of the auditorium to the freeway make the Civic Arts Plaza impossible to miss at 70 miles per hour: The rear of the auditorium’s fly tower faces east toward oncoming traffic like a giant billboard. Its planar surface, sheathed in a tapestry of thin copper panels, symbolizes the stage behind it. Sharp

and geometric, the fly tower’s facade establishes a complementary threshold to the Conejo Valley, which unfolds in expansive undulations beyond.


From the freeway, the Civic Arts Plaza conveys the authority of an acropolis—a welcome metaphor in the arid physical and cultural landscape of Thousand Oaks. The impression of the complex from the town’s main boulevard, however, is not of a group of important buildings hierarchically organized on top of a hill. From the north, the entire composition extends in a rambling, upward sweep from the edge of the boulevard toward the crest of the hill on the opposite side of the freeway. This cascading mass reestablishes the gentle slope that was presumed to exist before the freeway’s 90-foot-high berm plundered the valley. And its volumes, troweled with tawny-colored stucco, match the region’s dry grasses.

But this stepped configuration reduces two floors of government offices to what in effect is the auditorium’s basement: The theater and its monastic outdoor plaza span the roof of City Hall.

In Predock’s scheme, therefore, the arts are deemed more important than government. The project’s sectional hierarchy may represent Southern California’s entertainment-focused economy, but civic buildings, especially city halls, should be charged symbols of community and democracy—where admission is free.

The Thousand Oaks civic center’s plaza is accessible to all, but City Hall’s visitors are likely to miss it unless they’re buying theater tickets. You can’t see the plaza from the boulevard or the freeway, and it is reached only by circuitous, orchestrated paths: up the elevator or stairs from the city hall’s lobby, which is announced by a mean, west-facing crevice at the base of the building; over a concrete ramp that winds up from the building’s east side; or, most preferably, through an asphalt-paved forecourt at the top of the hill in the southwestern corner.

THESE PAGES: Thousand Oaks Civic Arts Plaza flanks Conejo Valley (background) and Ventura Freeway.



FACING PAGE, TOP: Park surrounds north-facing government offices.

FACING PAGE, BOTTOM: Predock stepped mass of Civic Arts Plaza down to boulevard, with auditorium's fly tower (upper left) and stair tower (center) on plinth formed by government offices.

BELOW: Civic Arts Plaza presides over undeveloped Southern California valley of tall grasses and live oaks.

PLAN: Theater forecourt (bottom right) leads to plaza. Council chamber (bottom center) and meeting rooms (top left) flank entrance to auditorium.

The forecourt is defined to the north by the Council Chamber, windowless and unadorned, and to the south by the parking garage. To the east stands the auditorium's stair tower and "Pictograph Wall"—Predock's homage to ancient local petroglyphs, seductively represented with acrylic tubes embedded into the facade.

In the spirit of Predock's earlier work, the plaza and its reflecting pool establish our primal relationship with earth, water, and sky. From here one enters the theater as if it were a grotto; inside, the auditorium's modeled plaster walls suggest the depths of a cave.

It's clever how the plaza's pool prevents us from approaching the outer edge of the terrace, blocking the view of the street two stories below. Predock thereby ensures that no matter how many awful buildings sprout from the surrounding fields, none will obstruct our view of Nature, naked and enthroned on the horizon.—*M. Lindsay Bierman*



CIVIC ARTS PLAZA
CITY OF THOUSAND OAKS
THOUSAND OAKS, CALIFORNIA

DESIGN ARCHITECT: Antoine Predock Architect—Antoine Predock (principal); Geoffrey Beebe (associate-in-charge); Douglas Friend (project architect); Chris Calott, Haji Uesato, Paul Gonzales, Deborah Waldrip, Sam Sterling, Chris Romero, David Mishler, Michael Wewerka, Joseph Andrade (project team)
ARCHITECT OF RECORD: Dworsky Associates—Daniel Dworsky (principal-in-charge); Robert Rosenberg, Robert Newsom (project directors); Kenneth Stein (design coordinator); Kenneth Rossi (project architect); Watana Charoenrath (field architect); Paz Costelo, Ira Mann, Oscar Castelo (job captains); Janet Suen, James Noh, Celso Velarde, Virgilio Merina, Hue Tong, Fred Antonio (technical staff)

LANDSCAPE ARCHITECT: EDAW

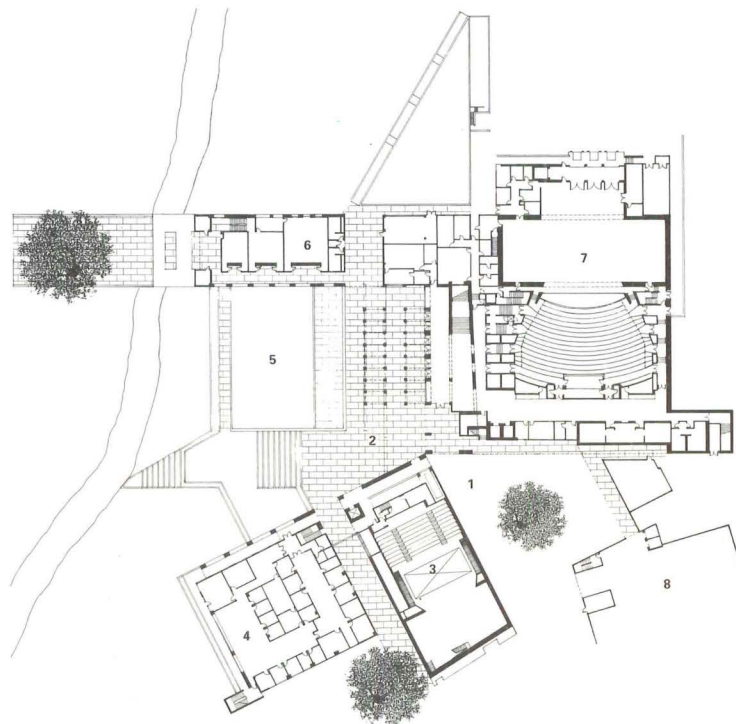
ENGINEERS: John A. Martin & Associates (structural); Nack Engineering (mechanical); Frederick Russell Brown & Associates (electrical); RBA Partners (civil)

CONSULTANTS: McKay Conant Brook (acoustics); Knudson & Benson (theater); Adamson Associates (cost estimator); Specifications West (specifications); Robert M. Morris (audio/visual); Interior Architects (space planners); Lighting Design Alliance

CONSTRUCTION MANAGER: Lehrer McGovern Bovis

COST: \$53.5 million; \$237 per square foot

PHOTOGRAPHER: Timothy Hursley



- 1 FORECOURT
- 2 CIVIC PLAZA
- 3 THEATER
- 4 CITY OFFICES
- 5 REFLECTING POOL
- 6 MEETING ROOM
- 7 CIVIC AUDITORIUM
- 8 PARKING GARAGE

UPPER ENTRY FLOOR PLAN

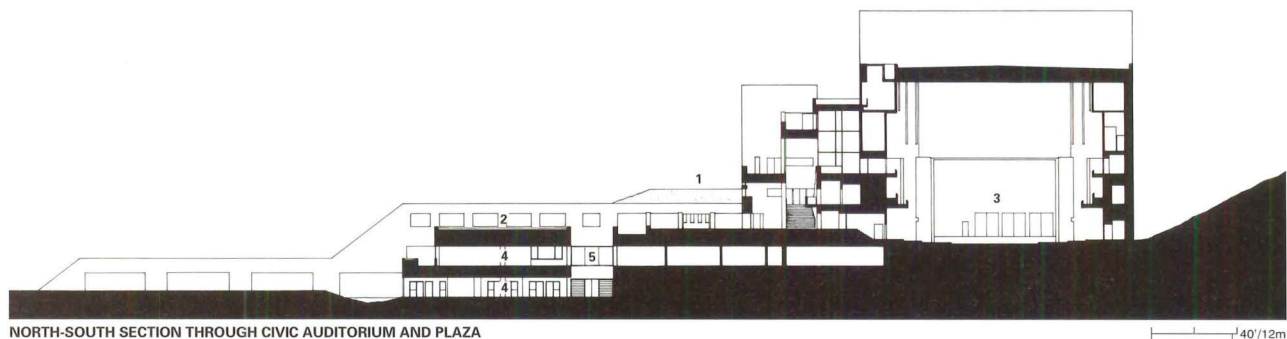
60'/18m

This building confronts the fantastic duality of Southern California—the manmade realm and the landscape.
 —Antoine Predock


BELOW: Daylight penetrates City Hall's rooms and offices through light court.
SECTION: Auditorium lobby (right), plaza, and reflecting pool (left) span roof of Thousand Oaks' City Hall.
FACING PAGE, TOP: Reflecting pool creates thermal barrier to government offices below. Zinc-clad pergolas (left) flank entrance to auditorium and upper-level terraces.
FACING PAGE, BOTTOM: Plaza faces north across pool toward Conejo Valley.





- 1 CIVIC PLAZA
- 2 REFLECTING POOL
- 3 CIVIC AUDITORIUM
- 4 CITY OFFICE
- 5 LIGHT COURT



NORTH-SOUTH SECTION THROUGH CIVIC AUDITORIUM AND PLAZA








THESE PAGES: Indian sandstone sheathes steel-capped stair tower of auditorium at corner of forecourt. Pattern on auditorium's Pictograph Wall recalls local Indian petroglyphs.

BELOW: Acrylic tubes set into wall form constellation in vestibule to theater.



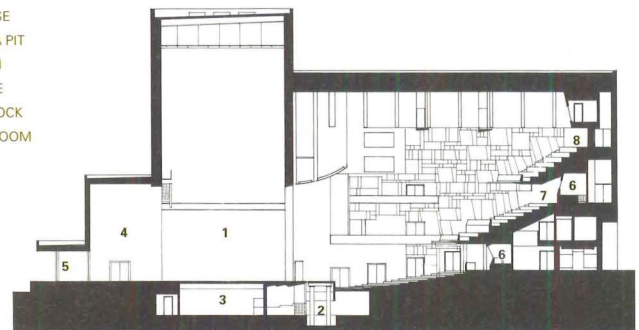
BELOW: Oak panels clad staircase in granite-floored auditorium lobby.

BELOW RIGHT: Window at eastern end of lobby overlooks freeway.

SECTION AND FACING PAGE: Plastered-sheetrock walls of civic center auditorium evoke talus of a cliff.



- 1 STAGEHOUSE
- 2 ORCHESTRA PIT
- 3 TRAP ROOM
- 4 BACK STAGE
- 5 LOADING DOCK
- 6 CONTROL ROOM
- 7 MEZZANINE
- 8 BALCONY




EAST-WEST SECTION THROUGH AUDITORIUM

40/12m



VENDING MACHINES CAFETERIAS ENTRY HALLS SERVICE
COUNTERS ENTRANCES ACCOUNTING CHECK STAND
RESTROOMS AUDITORIUMS ELEVATORS OPERATING ROOM
DINING ROOMS COMPUTER ROOMS PATIENT ROOM
OFFICES RADIATION AREAS MAIN AISLES BOARD ROOM
CHAPELS UTILITY AREAS FOOD SERVICE AREA
HALLWAYS WAITING ROOMS LOBBIES EMERGENCY ROOM
LIBRARIES GYMS MAINTENANCE CLOSETS PIVOT AN
FUNNEL POINTS FOUNTAINS ELECTRONICS CLEAN ROOM
ENTRANCE LOBBIES SALES AREAS SUPPLY ROOMS LD
ROOMS RECOVERY ROOMS VENDING MACHINES CLOSET
DELICATESSENS ELECTRONIC ROOMS CORRIDORS NURSES
STATIONS ICU FLORAL DEPARTMENTS ICE MACHINE
LABORATORIES JEWELRY DEPARTMENTS DOCTORS' OFFICE
CLASSROOMS THERAPY ROOMS BOUTIQUES CUSTOMER
SERVICE AREAS CORPORATE OFFICES SCIENCE LAB
WINE AISLES CONFERENCE ROOMS TECHNICAL ROOM
SERVICE COUNTERS RECITAL HALLS PUBLIC AREA



ONLY AZROCK'S NEW INTEGRATED SYSTEM OFFERS YOU ENDLESS SOLUTIONS FOR ALL YOUR RESILIENT FLOORING NEEDS.

VINYL COMPOSITION TILE
*Offers affordable durability
and the largest, most
versatile color and style
selections available.*

LUXURY VINYL TILE
*Designed to give heavy
traffic areas a spectacular
appearance with real-
istic simulations of wood,
marble, and granite.*

SOLID VINYL TILE
*Omnidirectional,
compression-molded
flooring for the
heaviest traffic.*

INLAID COMMERCIAL
SHEET VINYL
*Non-directional
patterning and dynamic
color options.*

HOMOGENEOUS PVC
SHEET FLOORING
*Seamless, high-density
Mipolam® for hygienic,
electronic, and
high-traffic areas.*

VINYL COVE BASE
*Available in 20 colors
for stylish coordination
with any other Azrock
product.*


The best product for the application. That's what you want. Now, Azrock's Integrated Commercial Flooring System offers the finest resilient products, each designed to deliver the highest performance in all flooring areas.

Azrock's superior performance is enhanced by outstanding product styling. More colors, patterns, and features than any other source.

The freedom to create dynamic designs that intelligently combine products from different lines.

Go ahead. Mix colors. Mix textures. Combine vibrant colors in unexpected patterns. Floors are more than merely functional. They become an important element in the interior design as a whole.

Next time you're faced with the challenge of finding the best product for each application, turn to Azrock. From vinyl composition tile to highly technical conductive flooring, Azrock's Integrated System is the one choice that will give you an unlimited world of solutions.



**AZROCK
INTEGRATED COMMERCIAL
FLOORING**

1 800 921-1717
for further information

AZROCK®
COMMERCIAL FLOORING


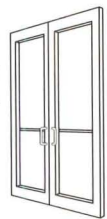
Azrock Industries Inc., an affiliate of
Domco Industries Ltd

Circle 98 on information card

Just a couple of words about the quality of our doors.

Lifetime Warranty

The length of a door warranty says a lot about the quality of the door and the responsibility of the company behind it. And, the Kawneer Limited Lifetime Warranty on welded door corners says it all. No other doors are made like Kawneer. The Dual Moment corner construction is designed to resist door flex which can loosen mechanical fasteners and destroy the door. Then, corners are permanently joined with SIGMA deep penetration welds and SIGMA fillet welds to provide the strongest door corner joinery anywhere. It's good for a lifetime. The Lifetime Warranty on door corners. Another Kawneer mark of responsibility. Ask your Kawneer dealer, or write or call: Kawneer Company, Dept. C, Technology Park/Atlanta, 555 Guthridge Court, Norcross, GA 30092



INTRODUCING
TECHJET™ COLOR
INKJET PLOTTERS



After squeezing 44% more dots into every square inch of output, you might think we'd be satisfied with offering higher resolution than any other color inkjet plotter.

But not us.

So we matched 360 dpi of color performance with an equally impressive 720 dpi in monochrome mode.

Then we included plain paper compatibility. Fast throughput. A standard 6 MB of memory. Extensive compatibility with virtually every known CAD application. And inks that are easier to change, more vivid and longer lasting than most others.

All for much less than you'd expect to pay for this much plotter.

Which means that with rich colors, smooth area fills and precise lines, now all your plots can accurately reflect the hard work you put into them.

As well as the quality and reliability that we build into every CalComp product.

For more information, just call **800-932-1212, ext. 731.**

You'll see that it's easy to get a better color inkjet plotter.

Just keep your eye on the fine points.

TOOLS OF THE TRADE

 **CalComp**
A Lockheed Company
Circle 102 on information card

Even after
packing 39,600
extra dots into every
square inch of output,
we still had room
for more.



There are Standards and there are LCN Standards.



LCN heavy duty closers, made with cast iron, forged steel and all-weather fluid, surpassed 10 million cycles and are backed by a 10 year warranty.



LCN exceeds the industry "performance standard" by a factor of 4, withstanding over 10 million opening and closing cycles in independent tests. No other closer has come close to meeting the LCN performance standard. High profile, high traffic, high frequency doors require heavy duty closers designed to handle the stress, year after year. Doors damaged because of out of control closers mean costly repairs. Don't be satisfied with minimum performance standards, go with the best, go with LCN.



LCN has the largest, most experienced staff of application engineers. Put them to work on your next project. Call 800-526-2400 or FAX 800-248-1460.

LCN CLOSERS

Part of worldwide Ingersoll-Rand

Technology & Practice

- 101 Custom Lighting
- 111 Lighting Research
- 119 Legalities of CAD
- 125 Predock house
- 135 Tricks to Fast Track



RICHARD BRYANT / ARCAD

Like the proverbial blinking light bulb that signifies a bright new idea, our focus on lighting in this month's Technology & Practice section illuminates imaginative, energy-efficient fixtures. We examine site-specific designs such as Frank Gehry's undulating baffle in Vitra's corporate headquarters (above), which diffuses light with sculptural vigor. Evaluating such architectural lighting strategies, from schematic design to post-occupancy, is now possible with new tools developed by three university-based research programs, as a second article points out.

New types of project delivery are meeting clients' demands for quicker building occupancy; our practice feature shows how architects can tame the complexities of fast track, which requires careful scheduling to slash construction times by half. Differences in the way architects and clients use CAD files may have hidden legal pitfalls; our computer article offers advice on how practitioners can guard themselves against such legal dangers.

This month's residential feature continues our focus on architect Antoine Predock with a house he designed outside Los Angeles. The building's adjustable, tinted-glass screens modulate light, privacy, and ocean views, demonstrating how technical innovation can inform smart design.

WHO SAYS VANDAL RESISTANT LIGHTING CAN'T BE INNOVATIVE...



design: richard klapper

quay

CERTAINLY NOT DESIGNPLAN!

When Designplan decided to introduce the **Quay**, a new wet label bulkhead fixture for compact Fluorescent or Metal Halide, we decided to use state-of-the-art **Electronic Ballasts** for the Metal Halide as well as the compact fluorescent. By doing this the end user is assured of not only the energy savings associated with electronic ballasts but also better lamp life and less color shift on the metal halide lamps. **Quay**, which is one of a new family of units from Designplan, will be available in compact fluorescent up to 38 watts and metal halide up to 70 watts. The body is die cast aluminum, the lens is UV stabilized polycarbonate. The entire electrical assembly is removable with a quick disconnect, a feature which is standard on Designplan fixtures. The finish is polyester powder for standard colors and hand painted automotive acrylic lacquer for premium faux finishes. All ballasts are high power factor electronic and cold weather start is standard. Units are available in 120 volt or 277 volt.

With the introduction of **Quay**, once again Designplan continues to set the standard for innovation in Architectural Vandal Resistant lighting.

designplan 

designplan lighting inc.

13 Front Street, P.O. Box 129
Frenchtown, NJ 08825
(908) 996-7710 Fax (908) 996-7042

Circle 106 on information card

Architect-Designed Lighting

Customized forms generate site-specific illumination.



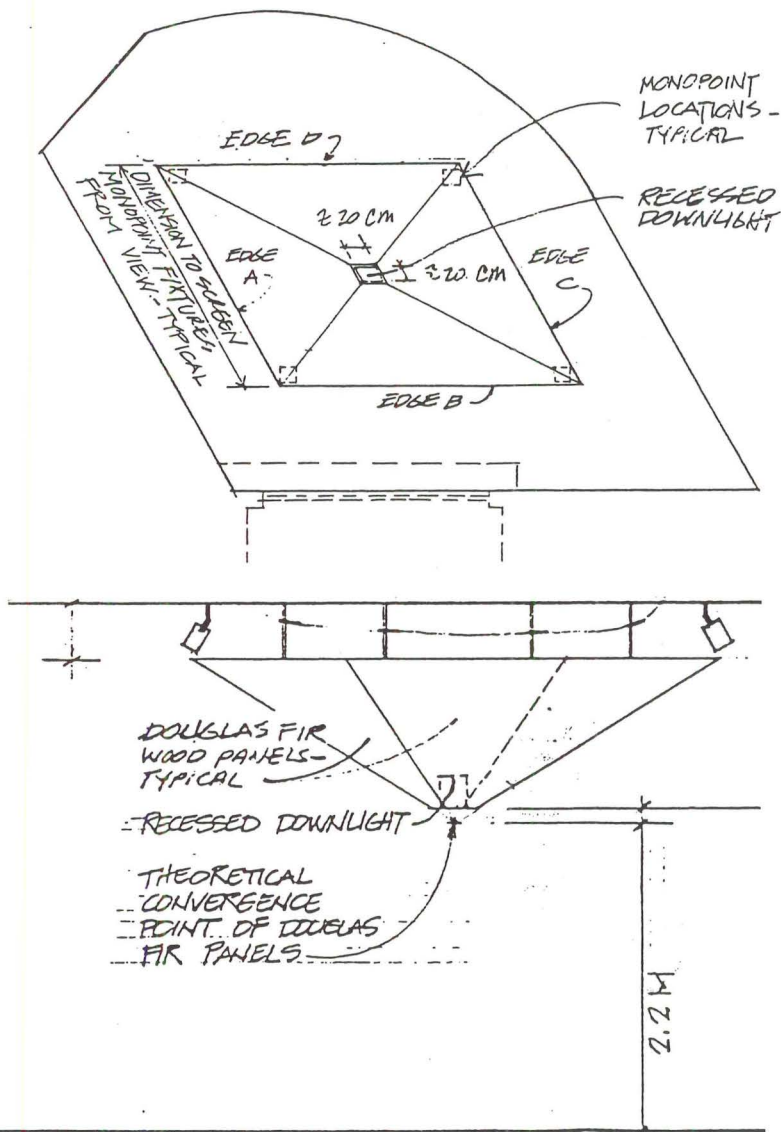
TIMOTHY HURSELEY

ABOVE RIGHT: Designed by John Portman, the lobby of Atlanta's One Peachtree Center integrates granite-clad wall fixtures with 67-watt incandescent lamps enclosed by glass rods.

When architects take the time to design light fixtures as integral parts of a building, such fixtures can become sculptural components that lend scale to a room, communicate a corporate identity, or even create an urban landmark. While customized lighting was more common in the big-budget commissions of the 1980s, architects are still making custom details affordable realities in projects ranging from shoe stores to corporate offices.

One new trend is toward “customized standards,” whereby architects adapt off-the-shelf components in their own designs. Boston architect Schwartz/Silver, for example, designed sculptural retail fixtures that incorporate standard track lights within a customized steel superstructure.

Aside from esthetics, architects must recognize the technical imperatives of providing appropriate illumination levels for particular tasks, allowing easy maintenance, and incorporating energy efficiency. They should also look to incorporate new products, including glass fiber-optic lamps and new sulfur bulbs that can produce four times the light of conventional incandescent lamps at one-third of the cost. As principal Jules Horton of New York City's Horton Lees Lighting Design points out, “If the only thing a light does is look great then it's really just a decoration.”—*Raul A. Barreneche*



Conference room light
Vitra corporate headquarters
Birsfelden, Switzerland
Frank O. Gehry
& Associates, Architect
with Tomas Osinski Design

Since leaving Frank Gehry's firm eight years ago to establish his own practice, Los Angeles-based architect and fabricator Tomas Osinski has collaborated with Gehry in developing and fabricating custom lighting fixtures. Osinski's work includes pieces at the Chiat/Day offices in Venice, California, a Chrysler Building-shaped light fixture for the New York Bagel Company in West Los Angeles, and now a series of eight customized light fixtures for the new corporate headquarters of furniture manufacturing giant Vitra in Birsfelden, Switzerland. "These oversized lights have a tremendous presence within the architecture," maintains Osinski.



Gehry provided Osinski with small concept sketches, which the fabricator detailed and then had constructed. The pieces include sculptural, ceiling-mounted fixtures that recall the shapes of a snake, a wave, and a fish, as well as a free-standing plywood floor lamp. "Everything was an unknown," confides Osinski, "because we were making up much of the technical design and doing a lot of problem solving as we went along." Also, Osinski's time table was tight with only three months to complete the technical drawings and fabricate all eight fixtures. The designer manufactured all the pieces in Los Angeles and then shipped them to Switzerland. Some fixtures were assembled for the first time in the building; others were assembled entirely in Osinski's shop and then disassembled for transport. One of these fixtures, which tops a second-floor conference room in

Vitra's headquarters, resembles an inverted pyramid or an oversized lamp shade. The rhombus-shaped fixture is suspended above a conference table with four steel bolts. The light fixture itself contains a custom 150-watt incandescent floodlight mounted just above a 20-centimeter square opening. Four adjustable 60-watt halogen lamps with remote transformers are mounted to the ceiling—concealed behind the plywood pyramid—to illuminate adjoining walls. The pyramidal enclosure is composed of four Douglas fir-veneered plywood panels. The panels were crafted in Osinski's shop and disassembled before being shipped to the Vitra campus in Switzerland.

ABOVE: Truncated, inverted pyramid illuminates conference table.
DETAILS: Douglas fir-veneered rhombus conceals recessed incandescent downlight above opening.



Fish light
Vitra corporate headquarters
Birsfelden, Switzerland
Frank O. Gehry
& Associates, Architect
with Tomas Osinski Design

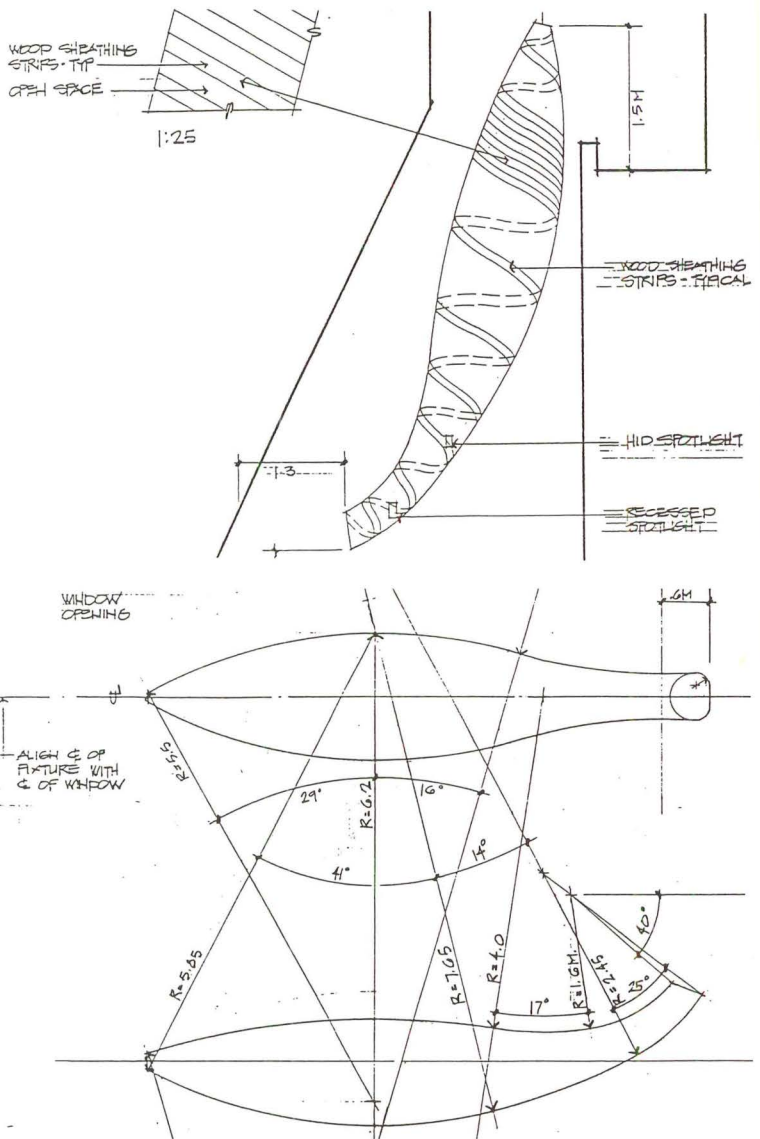
A second conference room at Vitra's headquarters building is illuminated by a sculpted plywood fish, a favorite Gehry motif. The 24-foot-long frame is suspended above a conference table in a 9-meter-high, angular space by ceiling-mounted stainless steel cables. Its geometry is defined by coiled 10-centimeter-wide plywood strips that suggest the silhouette of a fish.

The fixture was initially designed to be installed with the fish's head pointed toward the ceiling, with two spotlights mounted to plywood strips inside the frame. But Gehry and Osinski opted to mount the frame head-down and install a single 150-watt spotlight inside the

fish. Two 500-watt halogen fixtures mounted to soffits in the conference room illuminate the plywood frame from the sides. "These lights cast more interesting shadows on the walls," says Osinski, "and really make the object function as both a sculpture and a light fixture."

Limitations in the size of the plywood available made fabricating the piece difficult. The longest available strips were only 8 feet and the overall fixture measured a length of 24 feet. To achieve this dimension Osinski decided to join the ends of the plywood ribbons and fasten them with large brass screws.

Osinski also found that the plywood strips comprising the main body of the fish had a tendency to splay outward in tension; meanwhile, four additional wood strips placed perpendicular to the plywood ribbons to connect them tended to sag under gravity. Yet, once built, the two forces balanced



each other perfectly. "Together, the strips make the frame work like a dream," Osinski asserts.

The four connecting strips are fastened to the coiled wood ribbons with brass screws. One of these strips curves to neatly tie together the joined ends of the 8-foot plywood sections comprising the frame.

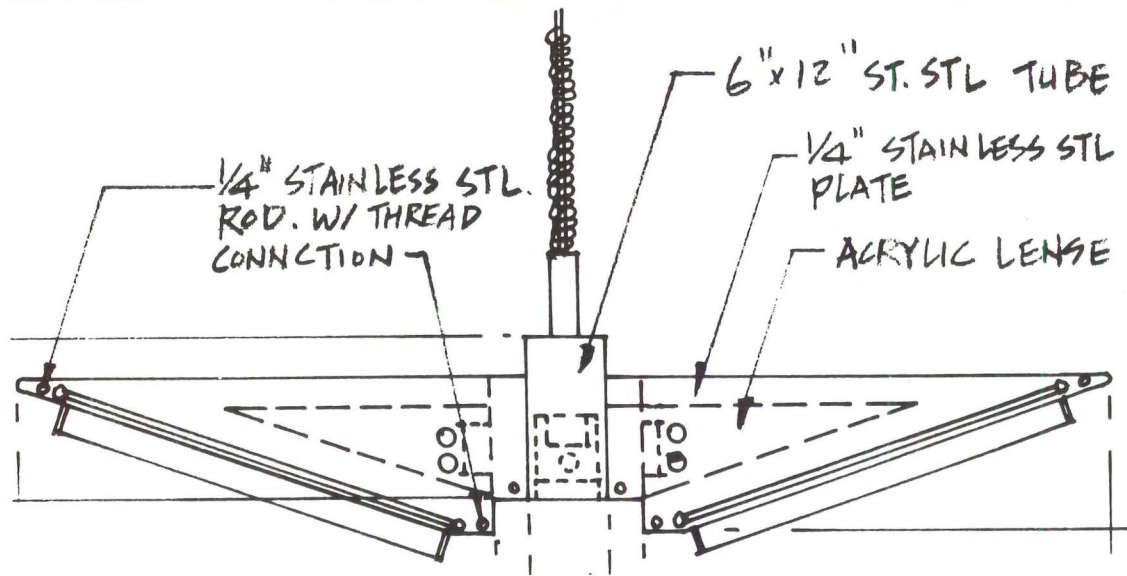
In general, Gehry finds several of the Vitra fixtures "more diagrammatic and less refined" than he would have liked, but they demonstrate the sculptural potential of such forms. The architect cites the severe time constraint as a major factor, noting that it takes not three months but closer to a year to properly develop the forms, detail them, and install the appropriate lights.

TOP LEFT: Plywood fish above conference table incorporates 150-watt spotlight mounted inside wood strips.

DETAILS: Coiled plywood strips are joined at ends with large brass screws.



JEAN M. SMITH PHOTOS



Conference room pendant
Philadelphia College of
Textiles & Science
Philadelphia, Pennsylvania
Shepley Bulfinch Richardson
and Abbott, Architect

The ceiling-mounted pendant designed by Boston architect Shepley Bulfinch Richardson and Abbott (SBRA) for the Philadelphia College of Textiles & Science's board room reflects the institution's identity. "We wanted to incorporate fabric in the fixture to somehow represent the textile industry," explains project architect Albert Huang, who detailed the fixture with high-tech hardware components illustrative of textile machinery.

Huang began the design by collaborating with one of SBRA's in-house electrical engineers and enlisting Massachusetts-based lighting consultant Robert Reynolds, with whom SBRA has collaborated

on numerous custom fixtures. Working from Huang's sketches and drawings, Reynolds refined the technical aspects of the design and calculated appropriate wattage and illumination levels for a conference room. Reynolds recommended only 40-watt bulbs in the pendant, for example, given that incandescent downlights are placed in a vaulted ceiling above the conference table and at either end of the space.

The team then built a scaled mockup and tested the light transmission afforded by a variety of different fabrics. After finalizing the design, Huang drew up a formal set of construction documents to facilitate the bid process.

The 7-foot-wide fixture comprises eight wedge-shaped steel sections fastened to a central spine, itself composed of a 6-by-12-inch stainless steel tube, and the entire assembly is fastened to the conference room ceiling by aluminum brackets

that extend from the tube. Each of the 4-foot-long wedge sections contains an individual ballast—the only standard elements in the fixture—that house energy-efficient 40-watt fluorescent tubes. Acrylic lenses mounted to the ballasts help diffuse light evenly over the conference room table and conceal the tubes.

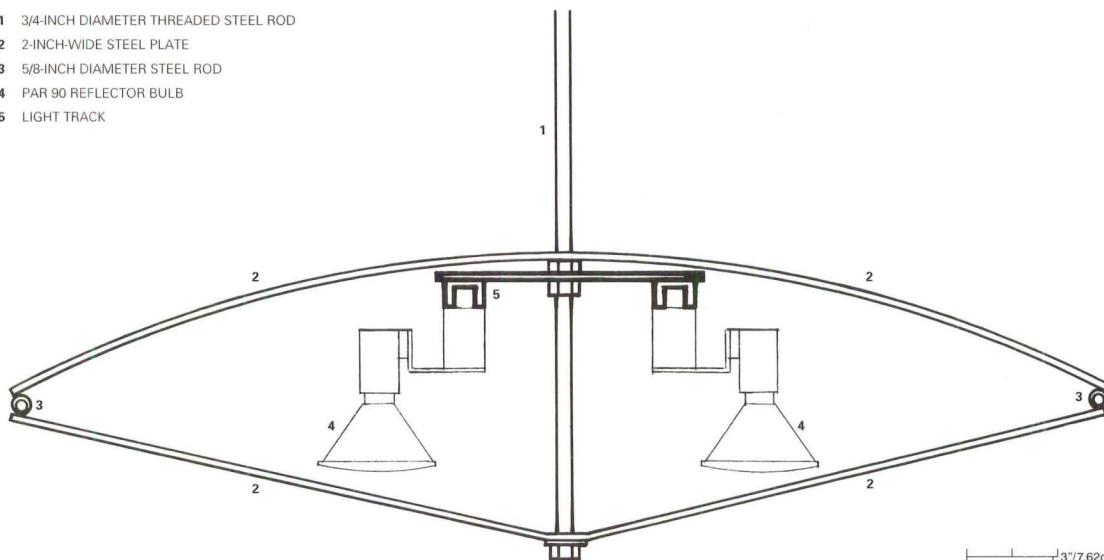
Pockets in the stiff cotton panels enclosing each of the wedge-shaped sections conceal steel rods which screw into the steel sections. The fabric had to curve gently but not sag so as to maintain the desired shape. Last but not least, a design requirement was that the fixture be simple to clean. "In this case," notes Huang, "it's easy. You take down the fabric and wash it."

TOP LEFT: Wing-shaped steel plates frame conference room fixture.
TOP RIGHT: Fabric diffuses light.
DETAIL: Fixture incorporates standard ballast with custom fittings.



RICHARD MANDELKORN

- 1 3/4-INCH DIAMETER THREADED STEEL ROD
- 2 2-INCH-WIDE STEEL PLATE
- 3 5/8-INCH DIAMETER STEEL ROD
- 4 PAR 90 REFLECTOR BULB
- 5 LIGHT TRACK



Retail track lighting
Domain furniture store
Burlington, Massachusetts
Schwartz/Silver Architects

To light a chaotic furniture store interior, Boston-based Schwartz/Silver Architects designed a ceiling-mounted fixture that incorporates both standard and custom elements. The system “needed to be big and assertive as well as inexpensive and easy to maintain,” explains Principal Warren Schwartz. Furthermore, the number of materials had to be kept to a minimum so the fixture would not compete with continuously changing furniture displays.

The 120-foot-long assembly is composed of pairs of standard 90-watt PAR bulbs in regular tracks. These track-mounted lamps can be adjusted to illuminate individual objects and furniture below; additional low-voltage, high-intensity pendants illuminate smaller objects

in the store. The wide light spread from the fixture also establishes an illuminated pathway that directs pedestrian traffic. According to Schwartz, PAR bulbs provide cost-effective illumination and are easy to replace. Notes Schwartz, “They were the best choice in terms of brightness, running costs, and bulb life.” Improved lighting technology promises the same brightness from even longer-lasting PAR lamps, at only a slightly higher cost than those currently available.


The central track is framed by 36 bow-shaped sections composed of 1/8-inch-thick, 2-inch-wide steel plates that are spaced 3 feet apart; bolted to the ceiling structure and welded to stainless steel rods, these plates support the entire fixture. At the perimeter, stainless steel cables brace the bow sections and extend the fixture’s full length. The pipes and all the fittings are standard to keep costs down and allow the proj-

ect’s contractor, Herbert Boghosian of Simsbury, Connecticut, to fabricate the assembly.

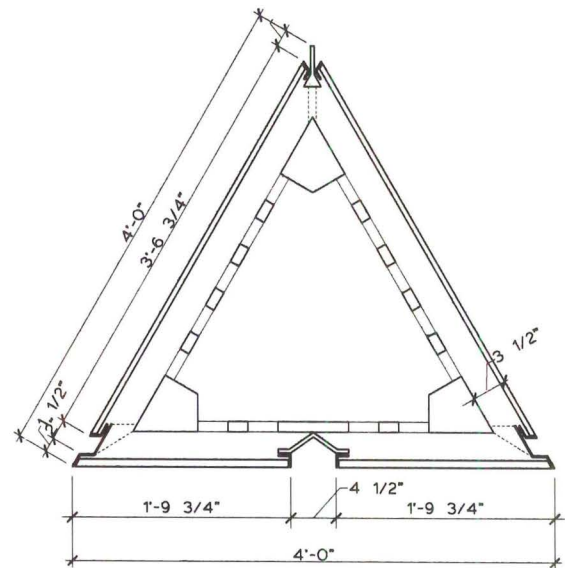
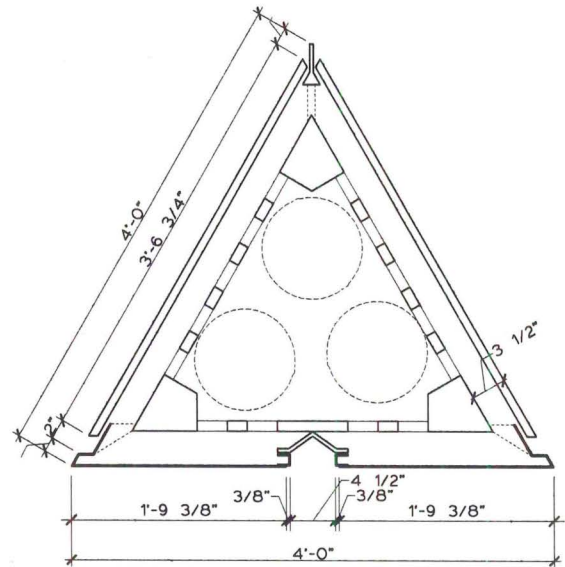
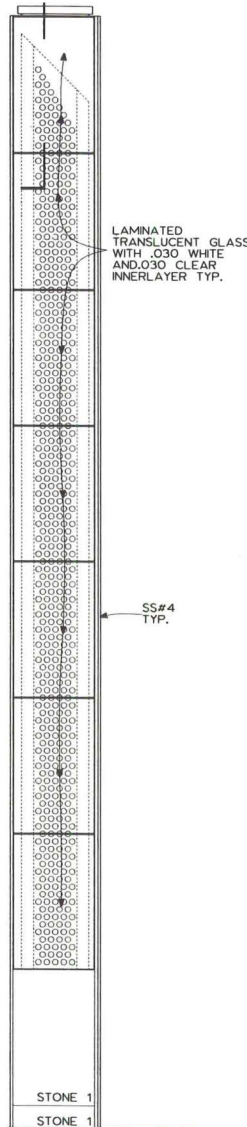
In addition to designing similar fixtures at over a dozen Domain stores, Schwartz/Silver has devised “customized standards” for a chain of New York City shoe stores that incorporate standard fluorescent lamps. The fluorescent light is diffused through a customized assembly comprising translucent colored-glass panels supported by a series of wooden brackets.

Recently, the firm developed yet another custom lighting project: a series of table-mounted fixtures with standard incandescent bulbs for a school library in New Hampshire, crafted by California-based fabricator Frank Neidhardt.

TOP: Ceiling-mounted “bow-and-arrow” fixture defines circulation path.
DETAIL: Standard PAR lamps in light track adjust to illuminate displays.



AKERI / ZVON KOVIC PHOTOGRAPHY



Light tower
Houston Industries Building
Houston, Texas
Keating Mann Jernigan
Rottet, Architect

As part of the renovation of a downtown Houston office tower, Los Angeles architect Keating Mann Jernigan Rottet and New York City-based lighting designer Fisher Marantz Renfro Stone designed a 50-foot-tall exterior light tower to serve as a beacon for the building. The client Houston Industries (parent company of Houston Lighting & Power) wanted to promote its corporate identity through lighting elements instead of a traditional sign affixed to the building. "The tower is not only an obvious symbol of light," explains Principal Rick Keating, "but also lends scale at the street-level exterior tower a flat canopy will crown the building.


A large circular opening within the canopy will be ringed by energy-efficient metal halide lights.

An initial scheme for the light tower called for directing a high-powered beam into the sky. But such a column of light would have required complex hardware to house the searchlight and raised the cost of the fixture dramatically. The final version comprises a triangular base that accommodates the 9-inch diameter of the proposed spotlights.


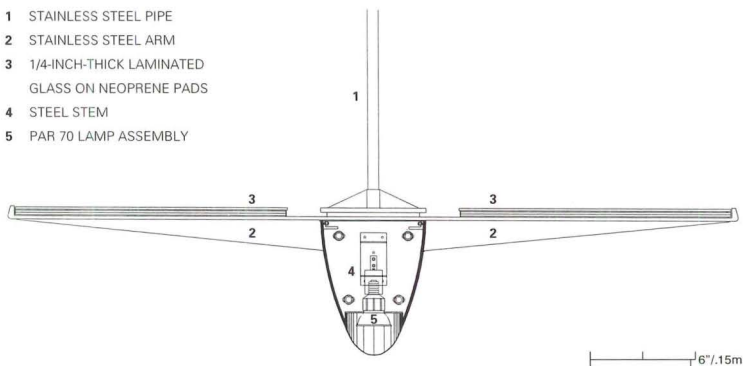
The primary lighting strategy, according to Fisher Marantz Renfro Stone associate Alicia Kapheim, was to "pack as much light as possible into the tower." The base of the triangular light tower houses three high-powered, 1,000-watt metal halide spotlights that reflect light against a mirrored top. Two sides of the base structure are clad in stone; a pair of stainless steel panels enclose the third side of the triangle to allow access to the lamps.

The tower's inner structure is composed of roughly 2-foot-wide steel panels perforated by a grid of circular openings to transmit light; to increase reflection within the tower the inner surfaces of the panels are painted white. A 3 1/2-inch-wide cavity separates the inner panel structure from the exterior skin of 4-by-6-foot translucent, laminated glass panels framed in stainless steel. The interlayer between the sheets of glass is tinted white to diffuse the light more effectively. "Initially," explains Keating, "we wanted to use frosted glass. But we eventually decided on the tinted layer because it helped the tower glow."

TOP LEFT: Mockup shows light tower that will rise 50 feet above street level.
ELEVATION: Perforated steel screens lie behind laminated glass panels with tinted interlayer.
PLANS: Steel panels in tower base allow easy bulb maintenance.



- 1 STAINLESS STEEL PIPE
- 2 STAINLESS STEEL ARM
- 3 1/4-INCH-THICK LAMINATED GLASS ON NEOPRENE PADS
- 4 STEEL STEM
- 5 PAR 70 LAMP ASSEMBLY



Lobby pendant
BMI Software
Houston, Texas
Keating Mann Jernigan
Rottet, Architect

Los Angeles-based architect Keating Mann Jernigan Rottet recently collaborated again with Fisher Marantz Renfro Stone to create a custom fluorescent light fixture for the elevator lobby of a software company headquarters. According to Principal Rick Keating the overall form of the fixture was inspired by the crisp lines of a scull. The projecting glass wings of the pendant create a false ceiling that diminishes the scale of the nearly 20-foot-tall lobby, and the intensity of light provided by the lamps helps mediate between the ambient light of the lobby and the spotlights housed in the elevators.

Keating's fixture is composed of a stainless steel central stem that houses a pair of 40-watt compact

fluorescent uplights and 75-watt incandescent PAR downlights. The fluorescent units reflect light against the lobby ceiling, softly illuminating the overall space while imparting a glow to the laminated glass wings. The wings are fastened to neoprene pads atop stainless steel brackets, which are bolted to the main stem.

According to associate Alicia Kapheim of Fisher Marantz Renfro Stone, "We needed incandescent bulbs to illuminate the lobby because the metal finishes there needed a sparkle that fluorescent fixtures can't provide." Incandescents are also more energy efficient and have a longer life than fluorescents, which minimizes the labor-intensive replacement of bulbs in the 20-foot-high lobby. Keating, meanwhile, finds the fluorescent lamps too bright for the space.

In addition to combining fluorescent uplights and incandescent downlights, the pendant fixture

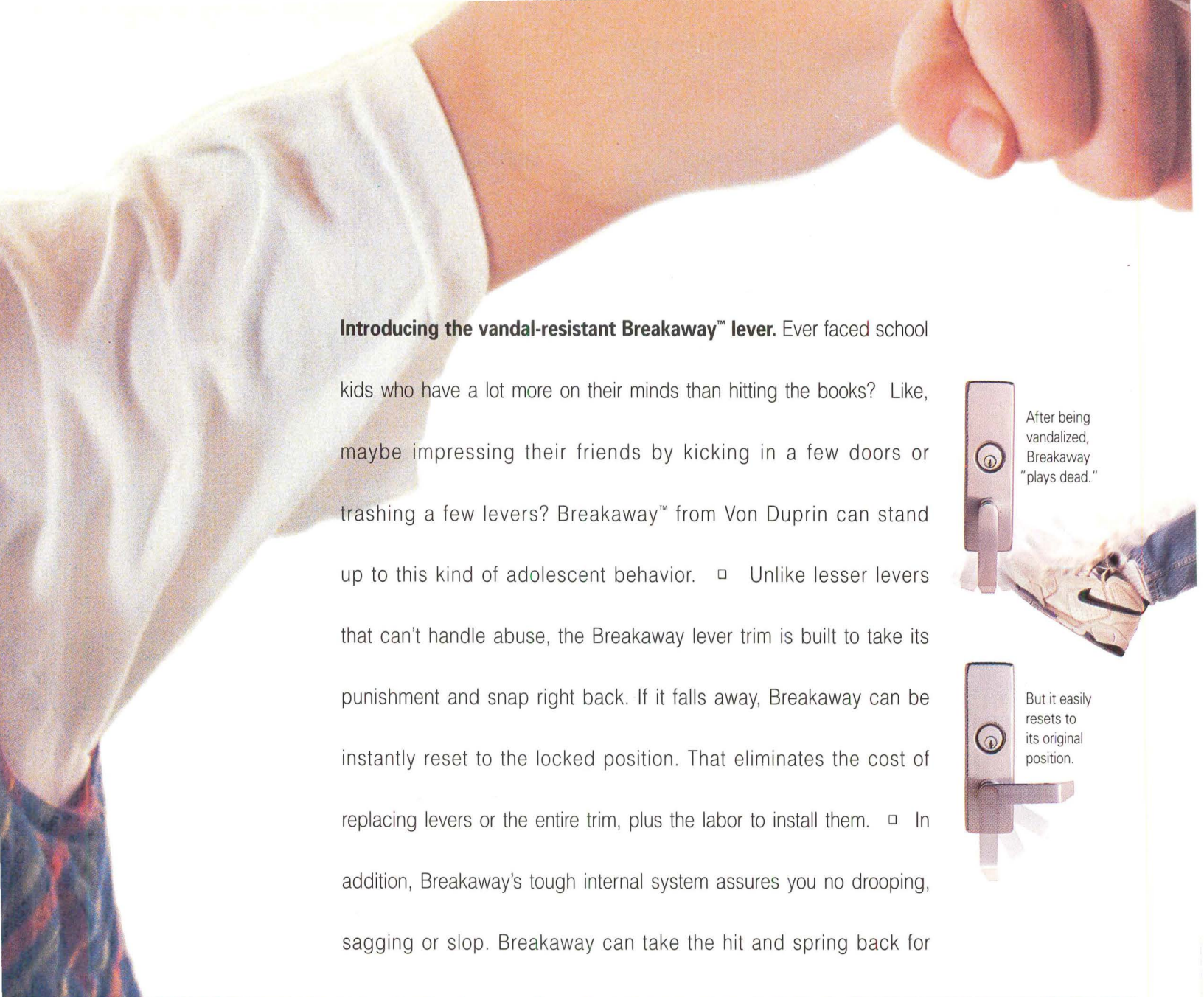
houses the smoke detectors and sprinkler heads mandated by code requirements. "Putting both the lights and the sprinkler components in a single fixture also allowed us to maintain a clean, uninterrupted ceiling plane," notes Keating.

Keating and his lighting team initially sought a lighting fabricator to manufacture the custom piece but discovered that such specialty fabrication would be prohibitively expensive. They decided instead to call on Berger Ironworks, a local metal fabricator. "By conceiving of the steel housing as an architectural item into which we plugged lighting components, we were able to keep the cost of the piece down," explains lighting designer Kapheim.


TOP LEFT: Fixture lowers scale of lobby.
DETAIL: Steel tube contains fluorescent uplight and incandescent downlight.
PLAN: Glass wings supported by steel brackets extend from main body.




FROM NOW ON, HE'S GOTTA C



Introducing the vandal-resistant Breakaway™ lever. Ever faced school kids who have a lot more on their minds than hitting the books? Like, maybe impressing their friends by kicking in a few doors or trashing a few levers? Breakaway™ from Von Duprin can stand up to this kind of adolescent behavior. □ Unlike lesser levers that can't handle abuse, the Breakaway lever trim is built to take its punishment and snap right back. If it falls away, Breakaway can be instantly reset to the locked position. That eliminates the cost of replacing levers or the entire trim, plus the labor to install them. □ In addition, Breakaway's tough internal system assures you no drooping, sagging or slop. Breakaway can take the hit and spring back for



After being vandalized, Breakaway "plays dead."



But it easily resets to its original position.

His Kicks Somewhere Else.


more. □ To find out more about Breakaway, for use in new installations or retrofitting with our Series 98 and 99 exit devices, contact Von Duprin at 1-800-999-0408 (in Canada 1-905-278-6128).

□ Class dismissed.

VON DUPRIN

Part of worldwide Ingersoll-Rand

Circle 108 on information card



Yes, we make drop dead gorgeous street lights in enough vintage styles to make up a Las Vegas revue. But, behind all that beauty are benefits to please the most persnickety purchaser.

Vandal resistance; energy efficiency; a company with over 70 years experience that owns its own molds for both fixtures and poles, so you can be assured of matching a product on future phases of a project; pre-finished - no painting is needed on site; specialists in authentic, vintage outdoor lighting - we don't make "plain Jane - utility" poles; no-crane-necessary installation; more proprietary designs than any competitor; printed warranty; durable cast aluminum construction; sizes for all locations and much more.

STERNBERG

NOT JUST A PRETTY FACE



If you'd like more information from the leading manufacturer of beautiful and practical vintage style exterior lighting fixtures and ornamental poles that reproduce America's past with today's technology, contact us today.

STERNBERG VINTAGE LIGHTING

5801 N TRIPP * CHICAGO IL 60646

312-478-4777 * FAX 312-267-2055




Circle 110 on information card



Universities Research Lighting

Three academic programs offer practical tools to improve lighting and energy efficiency.



DONNA ABBOTT VLAHOS

RIGHT: Researcher at Rensselaer Polytechnic Institute's Lighting Research Center tests performance of compact fluorescent lamps.

Most architects today are conversant with daylighting and the appropriate use of artificial illumination, but they do not always understand the importance of integrating an efficient lighting plan into a building design at the conceptual level. To further educate professionals in this area—and to make research tools more readily available—architecture schools around the country have founded laboratories and centers dedicated to lighting research. Among these, the Rensselaer Polytechnic Institute, the University of Michigan, and the recently formed Cascadia Alliance, which pulls together the architecture schools of the universities of British Columbia, Oregon, and Washington, represent the most innovative of all university-sponsored lighting programs. Each of these programs offers a different approach to improving architectural lighting.

Faculty members at the School of Architecture at Rensselaer Polytechnic Institute (RPI) in Troy, New York, founded the Lighting Research Center (LRC) in 1988 in response to a need for a university-based lighting lab. Associate Director Russell Leslie and his colleagues set up the lab within RPI's School of Architecture not only to conduct energy-related research but also to study the interaction of people with buildings. As Leslie puts it: "Our mission is to change architecture for human needs and energy efficiency."

To this end, the LRC has developed a two-year Master's of Science program in lighting—the first such degree program in the country. The center has also initiated a number of research projects, including the Demonstration and Evaluation of Lighting Technologies and Applications (DELTA) program. Led by lighting designer Naomi Miller, DELTA produces post-occupancy studies of buildings incorporating successful lighting strategies.

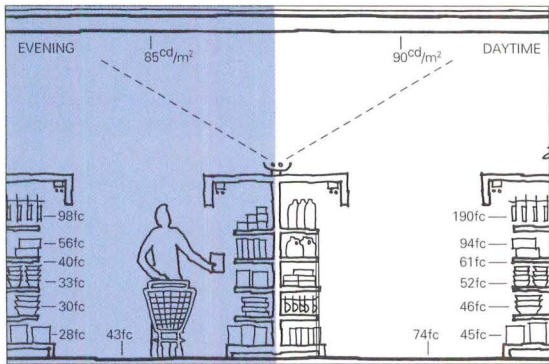
The University of Michigan at Ann Arbor's College of Architecture and Urban Planning is home to the Lighting Simulation Laboratory, currently under the direction of Mojtaba Navvab, recipient of several awards. Navvab's lab is known for its state-of-the-art Sky Simulator, a complicated apparatus he designed that replicates virtually any sky condition. Light levels on architectural models inserted into the spherical simulator can be measured and analyzed via computer. For architects seeking to know the quality and quantity of daylight that will enter their building at any given time of year, this is an invaluable tool.

The Northwestern architectural community has begun to create a regional identity through the formation of the Cascadia Alliance under the leadership of Paul Shell, former dean of the School of Architecture at the University of Washington. An offshoot of this alliance is the Cascadia Alliance Lighting Group, financed by a grant from the Nuckolls Fund, a lighting education research fund established in memory of lighting designer James Nuckolls. The alliance—uniting faculty members in the fields of architecture and lighting design from the universities of British Columbia, Oregon, and Washington—promotes lighting education through the creation of a summer institute, a student and faculty exchange program, and an archive of teaching resources.

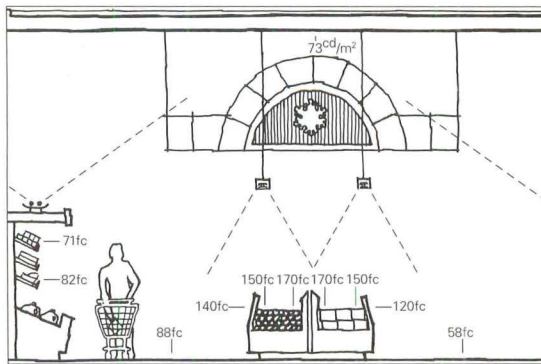
Fundamentally, these programs are driven by the need to increase energy efficiency. Navvab's own research is primarily about the "effect of spectral radiation on pupil size," he says. By analyzing the eye's response to different types of light, the goal is to develop lighting systems that will "let you see more than is really there. With the demand for energy efficiency, this research is useful in terms of planning." Once it has generated portfolios on a wide range of building types, the DELTA program will provide architects with specific information about lighting plans that meet user needs while increasing energy efficiency. Additional DELTA projects are diverse: they include a Linens 'N Things retail store as well as the Connecticut Science Center and the Amsterdam Carpet Mill-Reuse Project. In the Northwest, Cascadia Lighting Group's Joel Loveland is driven by his perception of a lack of communication between architects and lighting designers, resulting in the "chronic misuse of technology." Loveland's goal is to create a group of lighting professionals who understand that energy-efficient lighting is an integral part of architecture.

These lighting research programs offer architects access to research laboratories and testing facilities that might otherwise be unattainable; also, they considerably enhance the quality and efficiency of architectural lighting—through earlier and more extensive illumination testing during the design process, post-occupancy evaluations, and the interchange of ideas among academics, architects, and lighting designers.—*Justin Henderson*

Justin Henderson is a freelance writer based in Seattle, Washington.



SUPERMARKET CASE STUDY: Grocery aisle.



SUPERMARKET CASE STUDY: Frozen food aisle.



**DELTA Program
Lighting Research Center
Rensselaer Polytechnic Institute**

As part of the Lighting Research Center at Rensselaer Polytechnic Institute, the Demonstration and Evaluation of Lighting Technologies and Applications (DELTA) program produces 12-page case study analyses of buildings with successful lighting designs. The publishing program is intended to educate its audience of architects, engineers, and other DELTA specifiers on "what works and what doesn't," according to director Naomi Miller. In addition to staff researchers, Miller employs students part-time to write, draw, and learn to use the technical tools of lighting design and analysis. DELTA portfolios are available from the program's power company sponsors.

The first case study—in 1994—focused on an A&P supermarket in

Connecticut. The supermarket was designed by architects from A&P's Corporate Planning and Design Group in collaboration with Connecticut Power and Light (CP&L) to incorporate energy-efficient T8 fluorescent lamps and electronic ballasts. CP&L funded this lighting evaluation and subsequent publication of the procedure.

DELTA's process began with on-site visits and examination of design documentation. Two weeks later, a team of six staff researchers and students led by faculty member Peter Boyce spent 24 hours at the supermarket collecting data. This information ranged from the scientific, such as photometric measurements of horizontal illuminance levels, to the subjective—interviews with employees and managers and even surveys of store customers in an effort to ferret out chronic complaints about lighting-related problems. The team found that A&P's energy-

efficient, high color-rendering lamps improved the appearance of people and merchandise. Electronic ballasts reduced noise and flicker. An energy management system lowers light levels at dusk, lowers them further for restocking, and switches lights located near windows on and off in response to daylighting shifts.

By presenting this information in an accessible publication, Miller's DELTA program provides a useful service to architects. DELTA portfolios are available for \$12 each by calling the LRC at (518) 276-8716.

TOP LEFT AND RIGHT: Drawings by the DELTA team show light sources and measurements of artificial and daylight levels in supermarket aisles.



ABOVE LEFT: Researchers test beam spreads of reflector lamps to predict their energy efficiency.

ABOVE RIGHT: Performance of night workers is tested under an artificial skylight that simulates daylight.

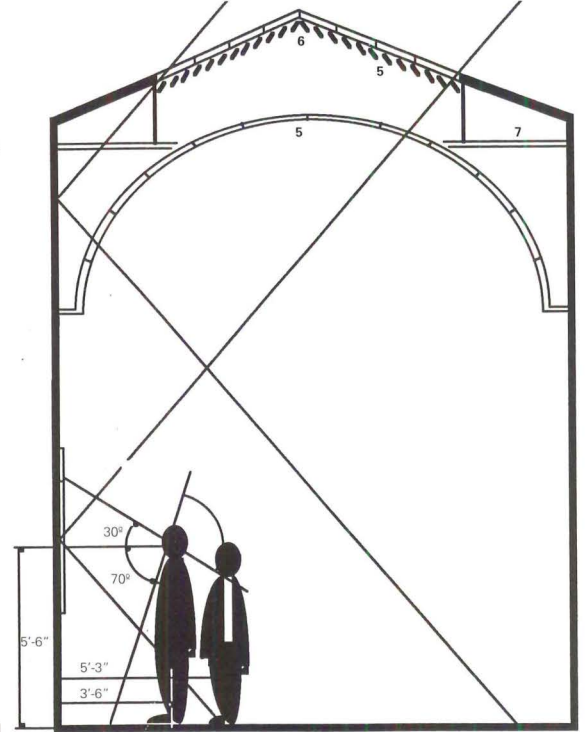


DONNA ABBOTT VLAHOS PHOTOS

- 1 DIFFUSING FABRIC SCREEN
- 2 UV GLASS
- 3 LOUVERS
- 4 DIFFUSING FABRIC CEILING
- 5 DIFFUSING GLASS
- 6 MOTORIZED LOUVERS
- 7 TRACKING SYSTEM FOR ELECTRIC LIGHTS



MENIL COLLECTION'S PERIMETER VIEWING ZONE



CHICAGO MUSEUM'S PERIMETER VIEWING ZONE

**Sky Simulation Laboratory
College of Art and Architecture
University of Michigan**

The University of Michigan's Sky Simulator offers architects the chance to test the daylighting efficiency of their projects. Funded by a grant from the National Science Foundation, the Sky Simulator was developed by Mojtaba Navvab as a tool for testing daylighting under controlled conditions; any testing done outdoors, Navvab notes, is subject to variability caused by the movement of sun and clouds.

Navvab developed this simulator after creating a comparable one at the University of California, Berkeley, and his earlier experience has led to a number of improvements in design. This new machine incorporates indirect, reflected light beamed up from ground level, allowing for videotaping inside the simulator; an interior surface curved to ground

level for more accurate horizon readings; a revolving platform for models to better simulate time of day; a sun simulator in the form of a parabolic dish containing a 1,000-watt lamp on a tracking system; and 20 computer-monitored light sensors. The new simulator can hold a condition for any length of time or create dozens of different conditions in minutes, allowing its users to quickly determine how various design options will function under a multitude of lighting conditions.

The Sky Simulator and the other elements in the lighting lab are utilized both by resident researchers and professionals—including architects—who pay the university a fee to test the effects of daylighting on their own models. The Renzo Piano Building Workshop, for example, recently utilized the Sky Simulator in planning an addition to the Menil Collection in Houston, Texas, which is being engineered and built


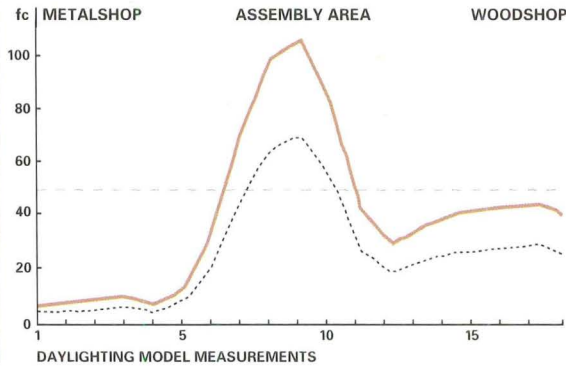
by Ove Arup & Partners. Arup is also responsible for the engineering and construction of Chicago's new Museum of Contemporary Art, that was designed by German architect Josef Paul Kleihues. For both these museum projects, the engineers recommended the Sky Simulator to determine how to maximize daylight in the galleries while minimizing exposure of artifacts to damaging ultraviolet rays.

TOP LEFT: Computer model of Renzo Piano's new gallery at the Menil Collection simulates lighting conditions.

TOP RIGHT: Model of galleries at Chicago Museum of Contemporary Art, designed by Josef Paul Kleihues.

ABOVE LEFT: Menil Collection roof filters daylight through layers of fabric and glass to eliminate harmful rays.

ABOVE RIGHT: In a gallery at the new Chicago Museum of Contemporary Art, daylight is controlled through motorized louver system.



**Cascadia Alliance Lighting Group
Universities of British Columbia,
Oregon, and Washington**

One of the major issues facing Northwestern architects is how to maximize the amount of daylight brought into buildings given the region's rainy, gray weather. An offshoot of the Cascadia Alliance is the Lighting Group, which consists of teachers from all three universities who meet three to four times a year to allocate resources, discuss student exchanges, and plan intercampus lectures and other forms of exchange designed to enhance architectural lighting education.

According to Joel Loveland, architect and lighting design professor at the University of Washington (UW), each campus offers something different. The University of British Columbia (UBC) boasts Ray Kohl, a lighting design professor and important voice in the field of

sustainable design. A member of the National Green Buildings Council, Kohl believes that energy-efficient lighting is a critical element of sustainable design. UW, which also boasts a number of prominent architects on its faculty, offers its students access to Seattle's Lighting Design Laboratory. Sponsored by the university and local public utilities, the lighting design lab is a public facility devoted to hands-on research and experimentation in lighting. The University of Oregon (UO) has developed a more research-oriented program. One of the most significant current projects at UO is Charles Brown's "Energy Scheming"—a software package for the energy analysis of a building.

With limited funds available in individual architecture departments to develop lighting design curriculums, the Cascadia Alliance provides a stronger base by combining resources. The group offers opportu-

nities for students to study at any of the three universities and to work with practicing architects who offer internships. The Lighting Group has launched its Summer Institute, a three-week program that allows undergraduate and graduate students to spend a week at each school, working and studying with local architects. The alliance itself has no mailing address but is formally recognized at all three universities.

TOP LEFT: Lighting study model of an art studio at Evergreen State College in Olympia, Washington, designed in collaboration with Seattle-based Carlson/Ferrin Architects, incorporates roof design that maximizes daylight.

TOP RIGHT: Chart diagrams changes in light levels in the three rooms of Evergreen State College studio addition.

ABOVE: Clerestories in model of Olson Sundberg Architects' Overlake Park Presbyterian Church in Bellevue, Washington, maximize daylighting.

"SAFE, INVITING ILLUMINATION WITHOUT THE PROBLEMS OF GLARE AND POOR LIGHTING ASSOCIATED WITH AN ACORN STYLE FIXTURE"

THE PROMENADE™ SERIES

SIX REFLECTOR SYSTEMS MINIMIZE GLARE WITH PRECISE ILLUMINATION
LOW ENERGY USE WITH LONG TERM OPERATING EFFICIENCY


Glare...

It reduces your ability to see at night. If the light is in your eyes, it isn't illuminating the people and things on a street or in a park.


As you can see below, the PROMENADE solves the problems of glare and poor illumination. You get better quality lighting of the environment without the blinding glare of an acorn fixture.



REFRACTOR ACORN




PROMENADE PRMS



PRML



PRMS



PRMD



PRM2

A R C H I T E C T U R A L
A R E A
L I G H T I N G

Period Style Fixtures & Poles
Contemporary Site Lighting
Concrete Bollards
Custom Fixtures & Poles

14249 Artesia Blvd P.O. Box 1869 La Mirada CA 90638-1869 714 994.2700 fax 714 994.0522

Circle 112 on information card

Dover creates equal opportunity elevators.



Dover makes elevators ADA-O.K.

Some elevators make life more difficult for people who are visually impaired and people in wheelchairs. But we make Dover elevators for all people. Every elevator we build today meets the requirements of the Americans with Disabilities Act. And we offer all the features needed to bring older elevators up to ADA standards.

Signal fixtures anyone can read and reach.

Dover signal fixtures are placed so they can be

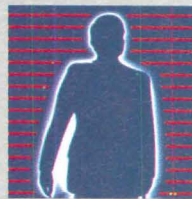


easily reached by wheelchair occupants. Large raised call buttons include braille numbering. Audible floor indicators are also available.

Accurate, consistent floor leveling.



Microprocessor control systems give Dover elevators hit-the-mark precision. No misleveling to trip a visually impaired person or bump a wheelchair.



Door protection by super-sensitive light beams.

Also available from Dover is the MicroLight® Door Protection System, an invisible curtain of infrared light that detects any blockage and keeps the door from closing until it is clear. Unlike mechanical safety edges, contact is not required to stop the door.

Need help? Ask Dover.

We've been meeting special elevator requirements for more than 50 years. And that's why more people who buy elevators buy Dover, above all.

For free advice on how to make your present elevators ADA-O.K., call your local Dover representative. Or write Dover Elevator Systems, Inc., P. O. Box 2177, Memphis, TN 38101.

DOVER ELEVATORS

Dover. Above All.

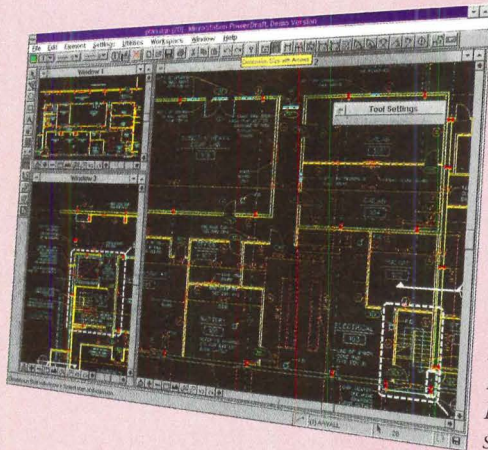
Circle 114 on information card

Grab your mouse and step on it.

High speed drafting software for professionals: new **MicroStation PowerDraft™**.

MicroStation PowerDraft is a high productivity tool for 2D and 3D drafting. It has all the drafting capabilities of traditional CAD software with fewer mouse movements. Customizable scroll bars, view icons and a Windows™ interface put everything within easy reach. And innovative tools make your work even easier:

- **AccuDraw™** reinvents the way you draw. It tightly couples keyboard and mouse for quick, accurate drawing.
- **SmartLine™** combines many drawing tools into one easy-to-use placement tool for all kinds of lines, shapes, arcs and circles.
- **BASIC** macros automate repetitive tasks without programming. Just record as you draw, edit and then play back anytime.



Increase your productivity dramatically. This drawing required 4,422 mouse clicks and keystrokes in MicroStation PowerDraft, but 75% more work—7,811 clicks and keystrokes—in AutoCAD®.¹ How much time could MicroStation PowerDraft save you every day?

Call for a **FREE** demo disk of new MicroStation PowerDraft and get a taste of absolute drafting power. At a price your controller will absolutely love: only \$1950* per seat. Call 800-778-4274, fax 610-458-1060 or e-mail family@bentley.com on the Internet.



BENTLEY

The People Behind MicroStation®



Bentley Systems, Inc.
690 Pennsylvania Drive
Exton, PA 19341
610-458-5000 • 800-778-4274
FAX: 610-458-1060
WWW: <http://www.bentley.com/>

MicroStation PowerDraft runs on the following platforms: DOS, Microsoft® Windows and Windows NT®.

¹ Call us for a full copy of the report by Value Engineering Associates of Spokane, Washington.

* Manufacturer's suggested retail price in U.S. dollars.

MicroStation is a registered trademark of Bentley Systems, Incorporated. PowerDraft, AccuDraw and SmartLine are trademarks of Bentley Systems, Incorporated. Other brands and product names are trademarks of their respective owners.
© 1995 Bentley Systems, Incorporated






the Legalities of CAD

The technological promise of computer-aided design (CAD) for architectural firms is finally being fulfilled. For those who fail to understand the legal ramifications of its use, however, CAD may hold some ugly surprises. What happens when documents from an architect's office are released to a client on CAD? The potential liabilities posed by the computerized transfer of documents can manifest a threat to the design professional.

"Sometimes we lose sight of CAD's original purpose," claims CAD software specialist Michael Ingardia. "It is a productivity tool, but clients and others are using it as a medium of exchange and archiving." Documents delivered on CAD, for example, might be requested by the client's facility management department or leasing agent; contractors and suppliers may want to use the architect's CAD layers for their preparation of shop

CAD may have hidden
legal problems for those
who fail to recognize
or understand the legal
ramifications of its use.



drawings; and architects may be required to submit documents on CAD to building departments. Though some clients, according to Ingardia, are requesting CAD documents with the architect's seal, architects are reluctant to deliver, since the documents can be changed on screen without their knowledge. Also, Ingardia warns, "The personal computer is the most efficient copier ever invented," making it difficult for the design professional to maintain control of original documents once they leave the office.

Chicago architect Richard Cook illustrates a further complication. "Clients are giving architects the basic layouts of their leased spaces on CAD files," Cook states. "They can usually match the architect's software, but there can still be incompatibilities between systems—we often find errors in the data."

Furthermore, incompatibilities between the architect's and the client's software may crop up due to latent bugs or unforeseen limitations in the software, or the software may be of different manufacture. Who is responsible for the potentially costly and time-consuming translation from the architect's software to the client's in-house software?

Another problem, Ingardia points out, is that "Software has a finite life. Clients who want CAD documents for archival purposes seldom consider the rapid changes that are taking place in the software industry." Data on computer disks can start degenerating in as little as six months. Also, software is continuously evolving; current software may not even be intelligible years from now.

Considering these problems during negotiation of the owner-architect agreement can prevent misunderstanding and liability. Because a request for transference of CAD files to the client usually occurs after the owner-architect relationship is established, discussion of transference should take place at initial contact between owner and architect.

AIA Documents B141, Standard Form of Agreement Between Owner and Architect, contains a provision in Article 6 broad enough to cover the architect's ownership of CAD files. Yet technologies are changing so rapidly that it may be worthwhile to add an amendment about the architect's specific CAD system that spells out the version of CAD software to be used. Because B141 does not deal directly with CAD exchanges, AIA developed AIA Document B511, "Guide to Amendments for AIA Document B141," which provides model language for nonstandard situations, such as when an architect's CAD files are transferred to the owner. That

particular model provision contains a broad disclaimer against the transaction being a "sale" of goods, assuming that the architect will be primarily providing services.

If, however, the client receives CAD files, the owner's counsel could assert that the transaction is a sale of goods. It is in the architect's interest to insert in the initial agreement that the exchange is not a sale and not subject to U.S. Uniform Custom Code warranties. Rather, the architect should state he or she is providing a service. Furthermore, because software has a limited life, it may be beneficial for the architect to add provisions to the contract that place a time limit on his or her responsibility to correct defects discovered by the owner.

Briefing the client about the limitations of your office's CAD system is crucial. Most clients want architects to use CAD for client convenience; some, unfortunately, insist that architects follow client specifications for layering and other conventions. This can become expensive and lengthy, ultimately defeating any potential gains in productivity from CAD. Clients have even attempted to impose their detailed specifications by signing an owner-architect agreement that innocuously requires the architect to comply with the owner's "CAD standards."

Needless to say, it is important during negotiations to confirm that the expectations of the parties involved are mutual. Misunderstandings about the purposes for CAD can lead to significant problems, especially when the client wants to use CAD for facility management in addition to construction. The architect may propose developing—for an additional charge—separate CAD files to meet the owner's other purposes.

CAD can be easily manipulated. Once the files leave the office, it will be difficult to prove who did what. Thus, either in the owner-architect agreement or by separate letter, one might indicate that the true, correct version of the CAD documents is in a dated, signed, and printed hard copy retained for safekeeping by the architect.

In the near future, contracts will be refined to address CAD and related issues; professional liability insurers will include or exclude CAD coverages; and architects' registration boards may prohibit electronic reproduction of seals. By anticipating these changes and understanding CAD's legal complexities, architects stand to profit.—Dale R. Ellickson

Dale R. Ellickson is an architect and attorney with the American Institute of Architects.

Solutions

PROBLEM: CLIENT REQUESTS TRANSFERENCE OF CAD DOCUMENTS FROM ARCHITECT.

SOLUTION: STATE THE TRANSACTION IS NOT A SALE OF A PRODUCT BUT RATHER A SERVICE AND DISCLAIM ANY POSSIBLE WARRANTIES CONNECTED WITH A SALE.

PROBLEM: CONTRACTOR OR SUPPLIER REQUESTS TRANSFERENCE OF CAD DOCUMENTS FROM ARCHITECT.

SOLUTION: REFUSE REQUEST UNLESS SUCH A TRANSACTION IS PROVIDED FOR IN THE OWNER-ARCHITECT AGREEMENT.

PROBLEM: ARCHITECT RECEIVES INCORRECT CAD DOCUMENTS FROM OWNER.

SOLUTION: REMIND THE CLIENT THAT THE OWNER-ARCHITECT AGREEMENT (B141) PERMITS THE ARCHITECT TO RELY ON ACCURACY OF OWNER-FURNISHED INFORMATION.

PROBLEM: ELECTRONIC DATA IS CHANGED WITHOUT ARCHITECT'S KNOWLEDGE.

SOLUTION: MAINTAIN HARD COPY AS EVIDENCE AND DO NOT PERMIT SCANNING OF ARCHITECT'S SEAL AND SIGNATURE.

PROBLEM: ELECTRONIC DATA IS LOST OR CORRUPTED OVER A VERY SHORT TIME.

SOLUTION: WARN THE RECIPIENT THAT YOUR RESPONSIBILITY FOR LOST DATA IS ONLY TO REPLACE THE COMPUTER DISK WITHIN A LIMITED TIME AFTER TRANSFERENCE.

PROBLEM: CAD INFORMATION, WHEN TRANSFERRED, IS USED FOR AN UNINTENDED AND INCOMPATIBLE PURPOSE.

SOLUTION: IN TRANSFERRING DOCUMENTATION, CLARIFY ORIGINAL PURPOSE AND DISCLAIM APPLICABILITY TO OTHER TASKS.

A/E/C SYSTEMS[®] '95 & EDMSM '95

.....
for AEC • FM • GIS • EDM • CAD/CAM



The World Class
Technology Event
for Design and
Construction

Conference June 5-8, 1995
Exhibit June 6-8, 1995
Atlanta, Georgia USA

Attend the world's largest CAD
and computer show for design
and construction professionals —
learn how to use technology to

- produce quality projects
- on-time and within budget

A/E/C SYSTEMS '95 and
EDM '95 plus the following
concurrent events:

- Intellimap
- Facilities
- Virtual/Design
- M/cad Expo
- Autodesk Expo
- Bentley
MicroStation Mall
- ESRI World
- IBM Technology Center

For complete information call
1-800/342-5718
(24-hour a day fax back service)
or 203/665-0153 or fax
203/666-4782.

CALL

1-800-342-5718

TODAY!

PERFECTLY BALANCED SYSTEM SOLUTIONS.



At OSRAM SYLVANIA, we've raised lighting technology to an art form. Our OCTRON® T-8 lamp and QUICKTRONIC® electronic ballast combinations are the perfect balance between innovation and reliability.

Not only do they reduce energy costs by up to 40% compared to ordinary F40 lamps on standard magnetic ballasts, they also provide high color rendition of 75-90 to improve lighting quality. And all systems are carefully engineered to provide optimum performance while maintaining maximum reliability. Our broad scope of lamp and ballast combinations also guarantees that we can provide system solutions to meet all your lighting needs.

And these systems are covered by the newest, most comprehensive warranty in the industry – QUICK 60+. With up to 60 months coverage for the ballast *plus*...up to 24 months coverage for the lamps, this warranty provides an unmatched assurance that the system selected will provide reliable performance.

In fact, we offer the largest selection of energy-efficient, high performance lighting products in the industry. So, when you have a lighting problem, pick up the phone and let us provide the solutions: 1-800-LIGHTBULB.

TECHNOLOGY BROUGHT TO LIGHT

OSRAM
SYLVANIA

Circle 118 on information card

Windows by Pozzi®



*T*here's something special about Pozzi Windows. Perhaps it's our reverence for wood. After all, our heritage is in millwork. But there's more to windows than wood and glass. Great windows start with a great design. That's where you come in. Give us a challenge, something really special. We take pride in creating windows that will illuminate your design. Just think of Pozzi as the "Designer Window" company.

We know you want choices, lots of choices. That's why we offer such a wide variety of divided lite options. Want custom clad colors? We'll match the color of almost anything ...even the Ferrari in the driveway.

For a free catalog and the name of the Pozzi distributor nearest you, please call Pozzi at 1-800-821-1016. We'd be delighted to hear from you!

POZZI
WOOD WINDOWS

A Division of JELD-WEN.

Pozzi Window Company
P.O. Box 5249
Bend, Oregon 97708

Circle 120 on information card

At first sight, the three-story Rosenthal house on a suburban street in Manhattan Beach, California, looks almost too simple. Set among a jumble of 1950s and 1960s bungalows of no particular distinction, the bold geometries of this stuccoed Modernist cube recall a child's cardboard cutout.

The toylike simplicity of the house is deliberate. Designed by Antoine Predock for a noted freelance toy designer as a place to live and work, its clean and uncluttered lines provide a backdrop for the client's active imagination. "I've got so much fantasy inside my head, I wanted every surface to be a kind of blank to project my own images upon," owner Susannah Rosenthal explains.

Situated on an awkward, west-facing triangular lot with a frontage close to 200 feet long, the 3,200-square-foot house is square in plan at the ground floor entry level and L-shaped on the two stories above. The ground floor comprises an open-plan living-dining-kitchen space, a guest bedroom and bath, and a small workroom equipped with the computerized systems with which Rosenthal creates video games. The living room opens through sliding glass doors onto an enclosed garden with a kidney-shaped pool.

On the second level, a gallery displays Rosenthal's designs and is used to make presentations to clients. As throughout the house, the walls of this floor are plain white and the details are stark. Metal-framed windows of varying shapes have no internal sills other than the drywall surface. The L-shaped gallery faces a limestone-paved terrace set on the roof of the floor below, and the enclosing side walls incorporate eccentrically shaped apertures that frame vistas to the coastline.

Two open metal stairs with limestone treads lead from the second to the third level—to a catwalk that runs along two sides of the top floor. The top level is a self-contained living-bedroom-studio unit oriented toward the ocean—"My aerie," notes Rosenthal fondly. The walls facing the Pacific view are glazed floor to ceiling; to shade the interior, Predock has provided an inner layer of cloudy, green-tinted glass screens.

The exterior glazing in the top window walls is cantilevered six inches from the face of the wall below to create the feeling of a giant glass lantern at night when the top-floor rooms are lit. Sliding screens of laminated glass, placed four to six inches from the glazing, are made with two $\frac{3}{16}$ -inch sheets bonded to a central membrane of white polyvinyl butelene. They run on wheels in lower and upper tracks that were machined from a solid block of Teflonlike material to reduce friction.

Daylight can be modulated by stacking the screens two or three deep, providing a variety of shading in the interior—they can be closed at night for privacy or adjusted to filter the light during the day. "With such a powerful outlook, the views can be overwhelming," Predock explains his unique mechanism. "These glass screens allow the client to modulate the vistas to suit her mood more profoundly than drapes or blinds."

For Predock, custom houses provide a laboratory for ideas and experiments. "For instance, I was able to try out the sliding screen concept on a small scale here before applying it in a more ambitious context," he said. "It was easy to develop an atmosphere of trust with my client, who was willing to take risks."—Leon Whiteson

Through the Looking Glass


Cantilevered glazing opens a Predock-designed house to daylight and ocean views.

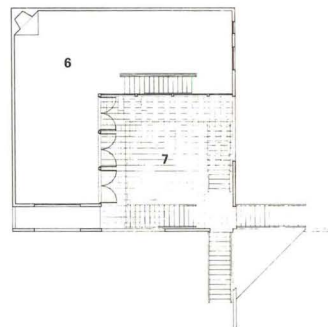
RIGHT: Predock cut away corner of cubic volume to reveal glazed walls behind stuccoed walls.



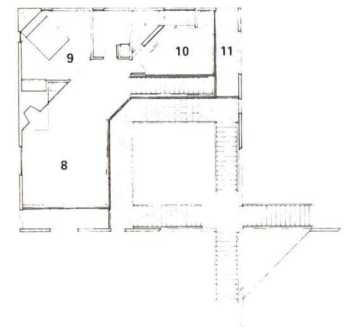


ABOVE: Twin open-tread stairs lead from second-floor terrace to catwalk bordering glass-walled top level.
RIGHT: Catwalk and stairs frame client's expansive view of Pacific Ocean.
FACING PAGE, TOP: On ground floor, glass partition (right) divides entry court from guest bedroom patio.
FACING PAGE, BOTTOM: Living room's glass wall and flanking catwalk are cantilevered from wall below.
PLANS: Open corner of cubic, four-square plan frames view of ocean from second-floor gallery (top left) and third-floor bedroom (top right).

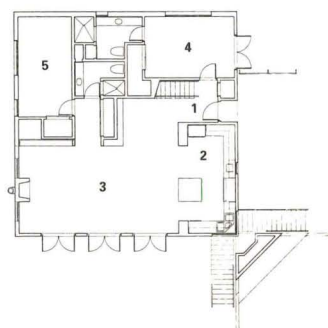




SECOND FLOOR PLAN



THIRD FLOOR PLAN



FIRST FLOOR PLAN

20/6m

- 1 ENTRY
- 2 KITCHEN
- 3 LIVING ROOM
- 4 BEDROOM
- 5 WORKROOM
- 6 GALLERY
- 7 TERRACE
- 8 STUDY
- 9 MASTER BEDROOM
- 10 MASTER BATHROOM
- 11 DECK



ABOVE: Fixed glass panels flank maple-floored staircase from second-floor gallery (right) to third-floor study.

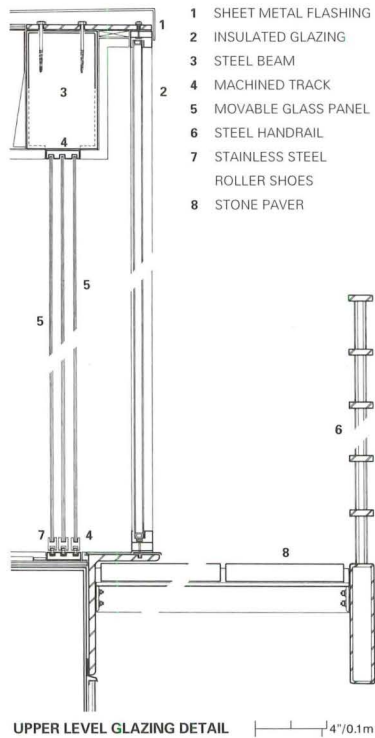
RIGHT: Exterior wall of fixed glazed panels (right) modulates daylight on top floor; bathroom to left of staircase is enclosed in frosted glass.

FACING PAGE, TOP: Living room's glazed south wall is screened by movable laminated glass panels that can be opened or closed for views or privacy.

FACING PAGE, DETAIL: Exterior glazing (right) in study rises past parapet to create sense of floating ceiling above interior sliding panels (left).



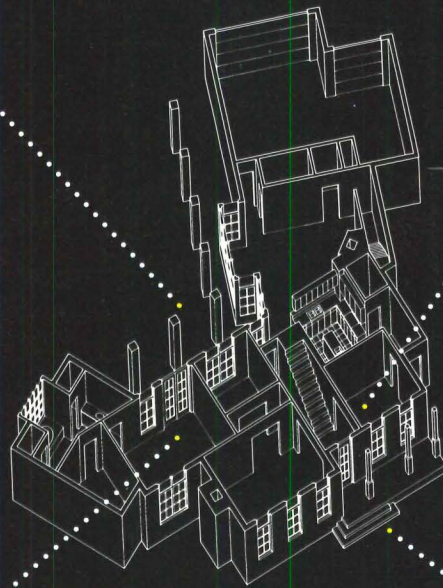

FACING PAGE, LEFT: Cantilevered, floor-to-ceiling window in third-floor study is set back four feet from exterior.





ROSENTHAL HOUSE
 MANHATTAN BEACH, CALIFORNIA

ARCHITECT: Antoine Predock Architect
 —Antoine Predock (principal-in-charge); Geoffrey Beebe (associate-in-charge); Douglas Friend, Ron Jacob, Hadrian Predock (project team)
ENGINEERS: Parker-Resnick Structural Engineers (structural); South Bay Energy Consultants (mechanical)
GENERAL CONTRACTOR: John Lee
COST: Withheld at owner's request
PHOTOGRAPHER: Timothy Hursley



DON'T GET STUCK

True or false? That's the question to ask when evaluating divided lite windows. For historically accurate, 7/8 inch true divided lites with the added benefit of insulating glass, only one company passes the test: Weather Shield. How can that be? Haven't many companies boasted of narrow bar divided lite windows? For them, it's really a false front – most merely *adhere* a grid of wood to their glass and pass it off as TDL. The danger is the grill may pop off, or the adhesive may cause stress fractures in the glass. Still another company offers a *single*-glazed divided lite, which must be used with a storm panel. Only Weather Shield engineers could combine the graceful lines of 7/8 inch muntin

WITH IMITATION

bars, the historic beauty of individual lites and the energy efficiency of insulating glass. The secret? An innovative spacer bar design plus a full 3/8 inch wood stem placed between each lite of glass allows for the narrow 7/8 inch muntin bars – without sacrificing structural integrity. The innovation doesn't stop there. We use dual sealed glass, primary and secondary seal, to virtually eliminate gas and air migration. We're so confident of the seal, we offer a 20-year warranty. Our superior design goes beyond function. Weather Shield carefully details each and every 7/8 inch TDL window and door to provide the same look and feel of early American architecture. And we offer

TRUE DIVIDED LITES.

TDL across our entire line of styles and shapes – as well as in our True Oak™ Cherrywood™ and pine options. Weather Shield has developed the carefully crafted windows and doors more and more people are looking for. So for your next project, choose the TDL that shares a bond with architectural history, rather than a bond with adhesives. For the name of the Weather Shield dealer nearest you, call **1-800-477-6808**, ext. 844 between 8 a.m. and 5 p.m. C.S.T.

THERE'S MORE TO SEE IN A WEATHER SHIELD WINDOW.

Circle 122 on information card

WEATHER SHIELD
WINDOWS & DOORS



You don't need to stand alone.

The American Institute of Architects is the largest voice of the architectural community, dedicated to the success of the profession. It is committed to helping architects meet today's challenges. For example:

- Researching new job markets and new career specializations to ensure architects can meet society's needs now and in the future
- Working to ensure that the architectural knowledge base can support new job specializations and other changes in the profession
- Strengthening the architect's position in the building industry and expanding your overall role in the building process.

- Serving as watchdog over legislation and regulation and every level of governmental decision be it local, state, or national.

AIA members have access to the right information at the right time.

Professional Interest Areas.

The AIA coordinates information, current happenings, research, technology, and access to people through 21 specialized professional interest areas.

AIAOnline. This computer network, designed exclusively for architects, is available to all members. Users access professional input and information all over the country and tap into invaluable databases and nobody gets the CBD and other commission listings before you do on AIAOnline.

The AIA Library and Archives.


The largest combined resource for architects anywhere in the world is available to members via mail, fax, phone, electronic network, or in person. Research specialists can assist you in locating specific facts or perform more extensive research projects.

If architects don't stand together to improve their profession, a successful architect today, may not be successful tomorrow. Please join the team and make a difference for us all. To join or for more information call **1-800-AIA-3837**.



**THE AMERICAN
INSTITUTE
OF ARCHITECTS**

Information
access
has
never
been
easier!



To order your AIAOnline software, call 800-864-7753.

On AIAOnline, you'll find:

- Commerce Business Daily—before it is even printed—and other project leads
- Searchable directories, including building product manufacturers, architects, architecture firms, engineers, contractors, and consultants
- AIA services, from the AIA Library to the Bookstore catalog, at your fingertips
- News and information from your local chapter
- Employment referral services
- Professional networking through E-Mail and the professional interest areas

In DOS, Windows, or Macintosh formats, AIAOnline software is available at no cost (\$5.00 shipping) to AIA members as an exclusive benefit of AIA membership.

AIAOnline—the architect's
24-hour information source.



**THE AMERICAN INSTITUTE
OF ARCHITECTS**

Your Interiors Earn Top Grades With Precast Terrazzo Flooring

New ground-in-place installation method makes design options even easier and more contemporary. Install precast Wausau Tile terrazzo flooring with a 1/16" minus joint, grouted flush with the surface. Follow with a light grinding and final polishing. It's easier, faster, cleaner to install. With less visible grout joints, smooth, even surfaces. A more eye-appealing look that retains its original beauty with a minimum of maintenance.


Choose from the NTMA color palette or let your own imagination take flight with a unique blend of aggregates and matrix colors.



Design special effects with field or water-jet precise factory cuts.

Then add the finishing touches with standard or custom matching precast accessories: base, treads, risers, planters, benches.

Find out more about the only cementitious precast terrazzo flooring made in the USA. Contact customer service for samples, specifications, literature, and technical assistance. We'll help your interiors earn top grades.



Division of Wausau Tile, Inc.
PO Box 1520 Wausau, WI
54402-1520
(800) 388-8728
(715) 359-3121
(715) 355-4627 FAX

Circle 124 on information card





Size it up.

B-size output for under \$2,000* with the HP LaserJet 4V.

Whether you're doing a check proof or final output, you need a fast, accurate way to do B-size printing. The LaserJet 4V not only delivers work at 11" x 17", but gives designers the high degree of accuracy they need. In addition to 600 x 600-dpi print quality, HP ups the accuracy with Resolution Enhancement technology, microfine toner and 120 levels of gray. And because deadlines are meant to be met, the LaserJet 4V handles a variety of paper sizes with a 33-MHz RISC-based processor and a 16-ppm engine. B-size prints at 9 ppm. Of course the printer is totally compatible with all leading CAD software, including AutoCAD™. Adobe™ PostScript™ software is optional. Get the accurate B-size output you need for less than \$2,000. Call for more information and print samples.† And get the big picture.

HP LaserJet Printers



*Average U.S. retail price. Actual price may vary. AutoCAD is a U.S. trademark of Autodesk, Inc. Adobe and PostScript are trademarks of Adobe Systems Incorporated which may be registered in certain jurisdictions. ©1995 Hewlett-Packard Company. PE1255
†Call 1-800-LASERJET, Ext. 9173. In Canada, call 1-800-387-3867, Dept. 9173.

the tricks to **Fast Track**

Fast track—cutting project delivery time in half—is in high demand among corporate clients in urgent need of specialized facilities. At premium fees, fast track can be a lucrative service for architects to offer. But it can also be a crushing and morale-withering experience: Architects bet their fees against variables well beyond their control, such as approvals by local regulatory agencies, long lead times for materials, and the availability of labor.

Fast track allows the client to occupy the building sooner than does conventional delivery, but the architect may actually spend more hours designing the project within that shorter period. “Fast-track design is a slower design process, and possibly a slower construction process,” contends Thomas Cornelius, principal of Graeber, Simmons & Cowan Architects (GS&C) of Austin, Texas. The inefficiency of often redundant documentation in addition to the coordination of multiple contracts extends the time each phase takes—particularly design development, because the process “casts the design solution in stone,” Cornelius remarks. “Design changes later on will be far more costly if they involve portions of the project that have been released for construction.”

While design may take longer overall, fast track compresses the design phase itself by as much as 75 percent and construction time by nearly half. Logistical strategies for fast track not only double up distinct stages, such as the completion of foundation and structure, but also may individually rearrange each stage—such as permitting, procurement, and bid packaging—so they take only half as much time as traditional methods.

The tricks to fast track are as various as the projects themselves. Chiefly, architects must prepare clients for the hurtling pace of the process, carefully plan for the maze of permitting procedures, order major building parts early, and develop safeguards for design quality. Together, these actions should culminate

American Home Products Corporation Headquarters
Madison, New Jersey
The Hillier Group/Sordoni Skanska Construction Company

For its one-million-square-foot headquarters in Madison, New Jersey (right), American Home Products Corporation asked the Hillier Group to finish the \$100 million job in 20 months. The architects sketched an initial schedule—later refined by the construction manager—when hired in November 1991. Design development took 10 months. Sitework and steel packages were bid in March 1992. Ground broke in May. Work could not begin on one million square feet of interiors until the building was enclosed; thus, the structure was clad with approximately one million bricks by a single masonry contractor, who put 100 masons on the job.

Other major bid packages were split among several trade contractors. For example, Hillier and its construction manager, the Sordoni Skanska Construction Company, hired three drywall contractors, who divided the building according to its tripartite plan. Three concrete contractors each assumed one-third of the footings and foundation work. The construction manager informed the contractors that whoever did the quickest and most careful work would win the job of building the parking garage. "It was like a big carrot," project architect Philippe Dordai observes. "Through that internal competition we really got those guys to perform." The project was completed and the client occupied its new headquarters in October 1993.



JEFF GOLDBERG / ESTO

Boston Chicken Headquarters
Golden, Colorado
Gensler and Associates Architects
The Neenan Company

Design and construction of restaurant chain Boston Chicken's new 64,000-square-foot headquarters near Golden, Colorado, took Gensler and Associates about nine months from award of the contract to occupancy. The actual construction of the \$10 million facility (facing page) took 137 days.

Design began in November 1993. Because the client did not select its site for the first two months of design, Gensler developed parallel schemes for two sites. In January 1994, the client finally moved into the new building in an industrial park in the West Denver foothills.

The architects refined the initial rough schedule upon choosing a precast structural system. The design team detailed the structure simultaneously with design development so that the precast contractor could produce shop drawings. Gensler kept all support rooms for the facility at the building's center, confining the main mechanical systems to its core. This allowed the team to order heavy equipment early yet afforded extra time to design offices in peripheral open spaces wrapped around the core.

Interior finishes were stock rather than custom to speed up approval by the client. The architects informed the client that once elements of the design were set, the fast-track process would not tolerate major deviations from the schedule. Then Gensler senior associate Roger Kish recalls: "We never considered extending the time frame of the project."

in one seamless project delivery: "The key to fast track," Cornelius asserts, "is overlap."

Clients often misinterpret fast track as "design-and-build-fast," Cornelius observes, as a method that merely accelerates the linear process of conventional project delivery. Fast track, rather, breaks that linear process into segments and stacks them so that ordinarily sequential stages of design and construction occur simultaneously: While construction documents are still in progress, erection of the structure may begin; and before the structure is completed, the building envelope may be assembled. "Normal methods of interference-checking don't work" with fast track, says Cornelius. "Conflicts will only be apparent after the composite package comes together closer to completion."

Prepare clients

Thus, before the project even begins, the architect needs to help the client understand the quick, complex decisions, the hedging and the guesswork required by fast track, which eliminates the customary checks and balances in design and construction. The Hillier Group of Princeton, New Jersey, tells prospective fast-track clients they must be

willing to streamline decisionmaking within their organizations to complete the process properly. For example, for the fast-track delivery of American Home Products Corporation's (AHP) new headquarters in Madison, New Jersey, managers at each level within Hillier had a designated counterpart in the client's firm. This enabled quick and clear decisions day to day.

Expedite regulatory approvals

The architect minimizes fast-track conflicts by intensive, early project planning, particularly where regulatory approvals are concerned. The specification, purchasing, delivery, and installation of various building components must be timed precisely around the required fire, safety, and other permitting protocols. Both client and architect must scope the legal territory in advance, because the project proceeds at the mercy of the given jurisdiction—and some localities cooperate better than others.

Austin, Texas, for example, expedites the review process for new manufacturing plants, especially those built on a fast track. In collaboration with the Faulkner Construction Company, GS&C recently completed two of

Applied Materials Incorporated
Austin, Texas
Graeber, Simmons & Cowan Architects
The Faulkner Construction Company

Applied Materials Incorporated opted for fast-track design and construction for its new Austin, Texas plant (right) because the company competes in the volatile semiconductor market and needed to occupy new manufacturing space quickly. The master plan by design/build team Graeber/Faulkner for Applied's 916,000-square-foot campus is being completed in several phases. Phase I, at 184,000 square feet, took 17 months to program, design, and construct; phase II added 168,000 square feet and took 15 months.

Graeber/Faulkner views the project in terms of a "living" program whereby each stage of design is an attempt to anticipate the following stages. CAD capabilities facilitate this process: Computer files were layered to distinguish the building's structure, exterior cladding, interiors, long-lead mechanical items, furniture, and even graphics; all layers could be viewed as a composite to troubleshoot the final package.

Fast-track jobs can consist of as few as two major bid packages or as many as 40. This project required five: sitework and foundation; structure and shell; mechanical and electrical; interiors; and furniture and equipment. The primary goal is to release the first bid package so that grading of the site may begin. However, as Graeber/Faulkner discovered, the first bid package can be issued too early if the second package is sent out too late to keep crews working on schedule.



JERRY BUTTS

PAUL BARDAGY



several fast-track phases for a 536,000-square-foot fabrication plant in Austin for electronics manufacturer Applied Materials Incorporated. Before embarking on the job, the design/build team met with city and county officials to establish a systematic permitting process, incorporating prearranged reviews into the project schedule. In a single meeting, officials helped the fast track by securing reviews from the mechanical, fire, and electrical inspectors all at once.

Where no formally expedited process exists, the client must usually establish its good will within the community, especially for large projects. In preparing its new headquarters, AHP's legal team combed through all pertinent laws among various city and county planning authorities. "The attorneys for the project did all their homework up front," recalls Hillier project principal Gordon Griffin. "We had to make sure we could appear before the planning board for approvals in time." Meanwhile, AHP leaders made many community contacts from the mayor on down, Griffin adds. "Madison really wanted American Home to locate there."

Environmental reviews, however, may disrupt the fast-track process. Consequently,

GS&C usually adopts a "no-variance" approach, meaning the architect doesn't design anything that would prompt a public hearing. For example, rather than request a variance on prohibited grade cuts or fills of more than four feet, the team structurally contained any cut exceeding the limit.

Allow long lead times

Most of the fast-track process is geared toward presenting fewer—rather than more—alternatives for equipment and finishes because the schedule hinges largely on purchasing building components early. Particularly risky are items requiring long lead times to order. For instance, in planning the 137-day construction of the 64,000-square-foot Boston Chicken headquarters building near Golden, Colorado, Gensler and Associates eyed the long wait for equipment as early as the interview for the job. Distributors quoted a 20-week lead time for low-emissivity glass and a similar wait for rooftop HVAC units. The variety of finishes was minimal, and all materials and systems were selected for their availability nationally and specified according to manufacturers' standards to speed approval by the client.

Ensure design quality

For the AHP project as well, Hillier's architects streamlined materials selection, which doubled as a strategy to uphold design quality—a major consideration when designing an entire building within weeks. "We had to make fairly simple, direct design decisions and limit the possibilities," recounts project architect Philippe Dordai, because the team worked on an extremely limited schedule.

Indeed, Hillier built in several methods for ensuring design quality. The architects simplified specification for multiple bid packages split among several trade contractors by requiring identical fixtures and equipment—ensuring an esthetic consistency as well as cutting the number of spare parts needed for building maintenance. Hillier further enforced design quality by sending the lead architects of specific parts of the building out to the field when construction on their respective portions began. The architect most familiar with the steel package would go on site when contractors started building the structure, Dordai recalls. "That way, they didn't have to train someone else to learn about it, because with fast track, you don't have the time."—Bradford McKee



Quality Makes the Difference



Relaxa Plus...Innovative, Distinctive Shower Products. Let quality distinguish your shower designs with the best in functional and aesthetic European innovations. Softly contoured ergonomic form is only the beginning. Relaxa Plus' unique *Speedclean*[™] system eliminates limescale build-up...a wipe of the hand restores *like new* performance instantly. And, the integrated shower arm design of Relaxa Plus shower heads creates a wide range of shower positioning options. Add to these innovations multiple spray functions and the new integrated *Grohclick*[™] snap coupling. Experience GROHE...Ultimate Quality, Timeless Design.

GROHE[®]
~~~~~






Write or call us for a complete set of literature: Grohe America, Inc. • 241 Covington Drive • Bloomingdale, IL 60108 • 708.582.7711 • Fax 708.582.7722

© 1994 Grohe America, Inc.

Circle 128 on information card



## Products



**TOP:** For projects that involve complex lighting conditions, the Spacebird series from Lighting Services enables architects to mix and match low-voltage and in-line standard voltage fixtures while retaining a consistent style. Two new series have been added to the Spacebird line of extruded aluminum fixtures: SB70 (upper left), designed for Osram/Sylvania's AR70 lamp; and the SB20 Series Spotlight (upper right), designed for a 120-volt PAR20 lamp. The SB16 (lower left) and SB36 (lower right) are the Stony Point, New York-based company's first integral transformer, low-voltage units. *Circle 401 on information card.*

**ABOVE AND CENTER:** After two years of research, Lightolier introduces ProSpec: a new, adjustable, recessed downlighting system. Its flexible design enables control of the shape, direction, and intensity of light and offers easy installation and lamp replacement. A modular metal housing allows the fixtures to be adjusted up to 45 degrees. It accom-

modates 12 interchangeable lamps as well as multiple accessories such as louvers, hoods, screens, lenses, and filters. *Circle 402 on information card.*

**TOP:** The Saturna Series from Conservation Technology combines the energy efficiency and long life of compact halogen lamps with the flexibility of gimbal ring construction, allowing the ceiling-mounted lamp to incline in any direction. The fixture's open-housing design offers cooler lamp operation and simplifies bulb replacement; no tools or disassembly are required. The company's model sizes are fitted for PAR16, PAR20, PAR30, and PAR38 halogen lamps. *Circle 403 on information card.*

**ABOVE:** Twist & Lock track lighting fixtures from Halo Lighting accommodate General Electric's new line of halogen lamps, designed to simplify installation. Rather than require the two-pronged plug-in method standard for halogen lamps, Twist & Lock

lamps can be screwed in like regular lightbulbs. Three new fixtures feature this design: universal, perforated metal shade, and roundback (left to right). Compatible with the company's Power-Trac system, these fixtures are intended to be used with 50-watt MR16 halogen lamps, which average a 3,500-hour lamp life. Halo Lighting has also developed a line of Twist & Lock recessed downlighting. *Circle 404 on information card.*


**TOP:** Edison Price Lighting's quartz halogen wallwasher Stacklite 150 features a pivoting reflector contained within the fixture's housing. This internal reflector enables architects to focus each lamp individually without disturbing the alignment of multiple units on a single track. Designed for use with the company's SightLine track system, compact Stacklite is available with a glass filter to block ultraviolet rays and a prismatic lens to disperse light throughout a wider field. *Circle 405 on information card.*





**Colorful globes**

Brightly colored molded glass and chrome trim distinguish wall and ceiling fixtures designed by Ernesto Gismondi for Artemide. The company's Tilos line (above) of surface-mounted and recessed fixtures accommodates both incandescent and low-voltage halogen lamps. Tilos is available in 6- or 8-inch diameter sizes, in white, dark blue, light blue, peach, green, or plum. UL-rated for damp locations, the fixtures are suited for kitchens and baths. Circle 406 on information card.




**Landscape luminaire**

Inspired by the silhouette of the moon, the black and white Selene fixture from Reggiani USA illuminates patios and walkways. Semi-circular and circular (above) surface-mounted fixtures are of cast aluminum; a single or double lamp-post style is also available. Lamp sources include compact fluorescent tubes and incandescent bulbs. Part of the company's Notturmo series of landscape lighting products, Selene is UL-listed for wet locations. Circle 407 on information card.



**Ceiling pendant**

Doghessa fixtures from Italiana Luce USA are available in three models: ceiling suspension (above), wall-mounted, and floor lamp. A Murano glass shade open at top and bottom allows light to flow in both directions. Eight inches in depth and 17 3/4 inches in diameter, the suspended style extends up to 79 inches. Designed by Barbaglia/Colombo for the Stratford, Connecticut-based company, Doghessa lamps use incandescent bulbs. Circle 408 on information card.



**Geometric sconce**

New York architect Julian Weiss designed the Aten (above) for Baldinger's ADA Collection. Measuring 17 inches high and 9 inches wide and projecting 2 1/2 inches, the wall sconce complies with guidelines developed under the Americans with Disabilities Act. The angular diffuser is constructed of frosted white acrylic. A portion of the proceeds from the sale of the ADA Collection will be donated to the Design Industry Foundation Fighting AIDS. Circle 409 on information card.

**R E D U C E D P R I C E S !**

# ProFile 1994

Take advantage of this bargain by ordering the 1994 *ProFile: The Directory of U.S. Architectural Design Firms* at new low prices.

Listing over 15,000 U.S. architecture firms including information on foreign offices, *ProFile* is an indispensable resource for architects, contractors, clients, manufacturers, specifiers, engineers, and vendors.


8" x 11", 1,500 pages • \$87.50 AIA/\$125, cloth, Order #M310-94  
• \$69.30 AIA/\$99, paperback, Order #M310P-94

To order call  
**800-365-ARCH**  
2 7 2 4

**AIA Press**

WHEN ORDERING, PLEASE MENTION CODE X201





### Track fixtures

Zumtobel Staff Lighting of Highland, New York, introduces eight new track fixtures incorporating low voltage, metal halide, and compact fluorescent lamps for retail and commercial applications. Intended for use with a 70-watt PAR 38 metal halide lamp, the compact 8820 track fixture (above) is available in both black and white cast aluminum. The new series may be used in conjunction with the company's curved track system. Circle 410 on information card.

### Outdoor lighting

Evoking historic acorn-shaped lamps, Architectural Area Lighting introduces the Promenade Series of post-top and arm-mounted lamps. The series' reflector system purportedly reduces glare by directing light below the lamps' horizontal planes. The PRM2 arm-mounted lamp (above) is made of cast aluminum; its tempered glass lens is sealed with a silicone gasket. Custom colors supplement the La Marida, California-based company's 16 standard shades. Circle 411 on information card.

### Economical signs

Measuring only 1/4 inch thick, AstraLite's 5000 Exit Sign series mounts unobtrusively to walls or ceilings. Its refractive light-emitting diode (LED) construction purportedly consumes 96 percent less energy than most incandescent signs and 88 percent less than most compact fluorescent units. With no fragile filaments or operating components, LEDs will distribute light evenly, eliminating hot spots and lumen depreciation for up to 100 years. Circle 412 on information card.

### Lighting retrofit

The Westin La Paloma resort in Arizona replaced 250 incandescent bulbs with energy-saving, 15-watt Osram Sylvania Dulux EL lamps, garnering a six-month return on their investment. The compact fluorescent reflector lamps purportedly generate up to 80 percent less heat than the incandescent bulbs they replaced. An opaque enameled finish allows the lamp to operate alone or in conjunction with standard track and downlighting fixtures. Circle 413 on information card.


## Every Dock Needs A Lift



THIS — OR — THIS

### Avoid back injuries and increase productivity

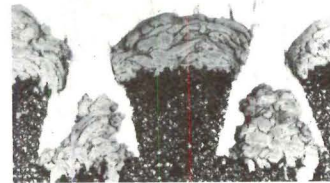
If you don't have a loading dock or your dock is too high or too low, you need a versatile Advance Superdok. Call 1-800-THE DOCK for FREE information.



Advance Lifts, Inc., 701 Kirk Road, St. Charles, IL 60174 (708) 584-9881

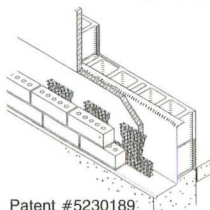
Circle 40 on information card

**FLASHING/WEEP HOLE SYSTEMS ARE AN INDUSTRY STANDARD... SO HOW COME THEY OFTEN DON'T WORK? EVER HEAR OF A MORTAR-CLOGGED WEEP HOLE?**



The Mortar Net™ holding mortar droppings from 32 courses of brick (8" wall)

### The Mortar Net™



Patent #5230189

- Catches and suspends mortar above weep holes, so weeps stay open
- Unique shape and 90% open nylon mesh prevent mortar damming so moisture easily passes to weeps

**MAKE SURE WEEP HOLES STAY OPEN-SPECIFY AND INSTALL THE MORTAR NET™**

FOR TECHNICAL DATA, A **FREE SAMPLE KIT** OR TO ORDER THE MORTAR NET™

**CALL 1-800-664-6638**

**FAX # 312-938-5405**


Circle 42 on information card



FOLLANSBEE  
ROOFING METALS

# You can specify TCS<sup>®</sup> two ways...

MILL FINISH



PRE-WEATHERED



*either way,  
TCS  
(terne-coated  
stainless steel)  
will weather  
to an attractive,  
warm gray*



**AFTER 12 MONTHS**

Hinsdale High School, Hinsdale, Illinois  
Architects: Cone & Dornbusch



**AFTER 3 MONTHS**

Pittsburgh International Airport  
Architect: Tasso Katselas

Follansbee makes its terne-coated stainless available in two finishes—the standard mill finish and a pre-weathered finish. Both will weather to the attractive, gray finish characteristic of TCS.


**MILL FINISH.** TCS is a reflective silver color when the terne alloy is first applied (see sample). After exposure, it will gradually oxidize to a gray tone in 8 to 24 months.

**PRE-WEATHERED FINISH.** The pre-weathered TCS finish is a mill-applied wash coat used to limit

initial reflectivity, changing from its brownish color (see sample) to a gray tone in approximately 3 months after exposure.

Once TCS has reached its warm, gray finish, weathering virtually stops and the architectural stainless base plate is protected for decades of service. TCS never requires painting and maintenance is minimal.

We will be happy to send you samples of the available TCS finishes. Call us toll-free, 1-800-624-6906.



MADE IN U.S.A.  
and available



in the UK and in Europe  
through  
FOLLANSBEE UK, Ltd.  
44-81-367-6463  
and

BRODERICK STRUCTURES  
44-483-750-207



in the Pacific Rim  
through  
SUMITOMO  
(03) 3237-4134

**TERNE...the beauty of color  
TCS...beauty by mother nature**

**FOLLANSBEE<sup>®</sup>**

FOLLANSBEE STEEL • FOLLANSBEE, WV 26037

Call us toll-free 1-800-624-6906

Circle 130 on information card




**Tile and Stone**

Ceramic tile and stone products will be displayed at the International Tile & Stone Exposition from April 26-29 in Miami Beach. More than 45 countries will be represented; national pavilions will feature tile from Spain, Portugal, Italy, Greece, Brazil, Turkey, and Mexico. For registration information, call (800) 881-9400. The following products represent a selection from the exposition.



**Porcelain tile**

Cross-Plus porcelain tile (above) features a slip-resistant, low-maintenance finish for residential, retail, and commercial installations. Crossville Ceramics manufactures the durable floor tile in 8- and 12-square-inch sections, available in 33 colors. Cross-Plus tile is purportedly 30 percent harder than granite—the result of high temperatures during the firing process. Circle 416 on information card.




**Terra cotta tile**

Rustic terra cotta comprises the Provence series of hand crafted wall tiles from Tisca America (above). Field tiles are available in 17 colors and 3 square sizes: 2 3/4-inch, 4-inch, and 6-inch. Borders and decorative relief liners in 17 colors and patterns and in linear or ropelike shapes distinguish the new line recommended for use in kitchens and baths. Circle 414 on information card.



**Floor tiles**

Six colors comprise the Canyon collection of floor tiles from Cooperativa Ceramica d'Imola (above). Available in 12- or 16-inch squares, Canyon offers matching skirting and step tiles. A floral pattern distinguishes Azulejos Safont's Texas floor tile (below), available in sizes up to 20 square inches. For information on Canyon, circle 417 on information card; for Texas, circle 418.



**Handmade tiles**

Trikeen Tileworks of Hancock, New Hampshire, specializes in handmade and handpainted ceramic tile (above). The company's reliefs can be combined with standard field tiles for custom installations and mosaic panels. Field tiles measure 4 square inches; Architectural Paraphernalia relief tiles measure 2 square inches. Circle 415 on information card.



TRADE COMMISSION OF SPAIN

# PROJECT-HITTING ROUGH WATER?



*You'll be glad you used an original AIA contract document.* Few projects sail to completion without some problem along the way. Unless a contract spells out duties and responsibilities clearly, you risk sinking into a dispute that can cost time and money. Using an original AIA contract document helps you stay afloat. AIA documents are commonly accepted, industry standard forms. Based on years of legal precedent, they are updated to reflect changes in the industry and recent court cases. A complete, original AIA contract is the only way to be sure of using the proper version.

Why take chances when AIA offers nearly 100 documents to cover most every situation? For the name of your full-service AIA documents distributor, to request more information, or to place an order, call 800-365-ARCH (2724).



*Avoid rocking the boat. Use an original AIA document every time.*

The American Institute of Architects  
Order Department, P.O. Box 60, Williston, VT 05495



# Advertisers Index

| Circle number |                                                                    | Page number |
|---------------|--------------------------------------------------------------------|-------------|
| 40            | Advance Lifts, Inc.                                                | 141         |
| —             | AEC Systems '95                                                    | 122         |
| —             | AIA Convention                                                     | 146         |
| —             | AIA Documents                                                      | 143         |
| —             | AIA Membership                                                     | 132         |
| —             | AIA Online                                                         | 132         |
| —             | AIA Profile                                                        | 140         |
| 1             | Andersen Windows                                                   | 6-7         |
| 14            | Andersen Windows (WA state)                                        | 6-7         |
| 112           | Architectural Area Lighting                                        | 116         |
| 44            | Armstrong World Industries                                         | C2, p1      |
| 98            | Azrock Industries                                                  | 94-95       |
| 86            | Belden Brick Co. (East/Midwest region)                             | 48          |
| 116           | Bentley Systems                                                    | 118         |
| 84            | Bobrick Washroom Equipment                                         | 46          |
| 88            | Bonneville Power Administration/AIA Portland Chapter (West region) | 48          |
| 62            | Bradley Corp.                                                      | 20          |
| —             | Brick Institute of America                                         | 16A-H       |
| 20            | Calcomp                                                            | 19          |
| 26            | Calcomp                                                            | 29          |
| 36            | Calcomp                                                            | 45          |
| 102           | Calcomp                                                            | 97          |
| 18            | Cold Spring Granite                                                | 18          |
| 38            | CRSI                                                               | 47          |
| —             | Design Intelligence                                                | 150-51      |
| 106           | Designplan Lighting Inc.                                           | 100         |
| 114           | Dover Elevator Systems                                             | 117         |
| 76            | DuPont Antron                                                      | 38-39       |
| 94            | EFCO/RotoSwing Div.                                                | 53          |
| 130           | Follansbee Steel                                                   | 142         |
| 138           | Georgia-Pacific                                                    | C4          |
| 66            | Graphisoft                                                         | 26          |

| Circle number |                           | Page number |
|---------------|---------------------------|-------------|
| 128           | Grohe America, Inc.       | 138         |
| 82            | Haws Drinking Faucet      | 44          |
| 50            | Heat-N-Glo                | 8           |
| 54            | Hewlett Packard           | 10          |
| 126           | Hewlett Packard           | 134         |
| 64            | Homasote Company          | 22          |
| 32            | Kalwall Corp.             | 31          |
| 100           | Kawneer Company, Inc.     | 96          |
| 48            | Kim Lighting              | 5           |
| 104           | LCN Closers               | 98          |
| —             | Louisiana-Pacific         | 50-51       |
| 80            | Mannington Commercial     | 42          |
| 56            | Marvin Windows & Doors    | 12-13       |
| 42            | Mortar Net USA, Ltd.      | 141         |
| 30            | Musson Rubber Co.         | 30          |
| 16            | Nixalite of America       | 4           |
| 28            | NT Hartmann Sanders       | 30          |
| 70            | Oce USA                   | 33          |
| 118           | OSRAM SYLVANIA            | 123         |
| 52            | Pella Corporation         | 9           |
| 132           | Pemko                     | 145         |
| 22            | Polygal, USA              | 21          |
| 120           | Pozzi Window Co.          | 124         |
| 58            | PPG Industries, Inc.      | 14          |
| 74            | Schlage Lock Co.          | 36          |
| 24            | Schuller Roofing Systems  | 28          |
| 34            | Semaphore, Inc.           | 37          |
| 78            | Siedle Communication      | 40          |
| 92            | Sloan Valve Co.           | 52          |
| 2             | Spacesaver Corp.          | C3          |
| 4             | Spacesaver Corp.          | C3          |
| 6             | Spacesaver Corp.          | C3          |
| 8             | Spacesaver Corp.          | C3          |
| 10            | Spacesaver Corp.          | C3          |
| 12            | Spacesaver Corp.          | C3          |
| 72            | SPI Lighting Inc.         | 34          |
| 134           | Steelcraft                | 147         |
| 110           | Sternberg Lighting        | 110         |
| 60            | Stone Panels              | 16          |
| 96            | Summitville Tiles, Inc.   | 54          |
| 136           | Supradur Mfg. Co.         | 149         |
| 90            | Trimco                    | 49          |
| 68            | Vistawall Arch. Prods.    | 32          |
| 108           | Von Duprin, Inc.          | 108-09      |
| 46            | Vulcraft                  | 2-3         |
| —             | Watson-Guptill            | 17          |
| 124           | Wausau Tile               | 133         |
| 122           | Weather Shield Mfg., Inc. | 130-31      |

## EDITORIAL OFFICE

1130 Connecticut Avenue, N.W., Suite 625  
Washington, D.C. 20036  
(202) 828-0993

## EXECUTIVE OFFICE

994 Old Eagle School Road, Suite 1010  
Wayne, Pennsylvania 19087  
(610) 254-9800

**Robert Hoover** Production Director  
**Barbara Falk** Circulation Manager  
**Nancy A. Perri** Assistant to the Publisher  
**Robert G. Kliesch** Publisher

## ADVERTISING SALES OFFICES

**New York/Connecticut** (610) 935-8522  
**D. Douglas Johnson**  
1625 Oak Hill Road  
Chester Springs, Pennsylvania 19425

**PA/VA/MD/New England** (610) 254-9800  
**George T. Broskey**, Eastern Sales Manager  
994 Old Eagle School Road, Suite 1010  
Wayne, Pennsylvania 19087

**Southeast** (610) 935-8522  
**D. Douglas Johnson**  
1625 Oak Hill Road  
Chester Springs, Pennsylvania 19425

**Midwest** (312) 464-8505  
**Jack E. Bergren**  
**Robert G. Hatfield, CBC**  
936 The Merchandise Mart  
Chicago, Illinois 60654

**Jack E. Bergren** (414) 786-4286  
2530 Coach House Drive  
Brookfield (Milwaukee), Wisconsin 53005  
**Edward R. Novak** (708) 658-7133  
**E.R.&J. Assoc., Inc.**  
P.O. Box 648  
Algonquin, Illinois 60102

## West/Northwest

**James A. Anderson** (714) 855-0808  
Western Sales Manager  
**James D. Anderson**  
23591 El Toro Road, Suite 209  
El Toro, California 92630

**Canada** (905) 833-6200  
**Donald C. Fenn**  
**Tony Hyland**  
2130 King Road, Box 1060  
King City, Ontario L7B 1B1 CANADA

**Italy** (02) 58.31.02.19  
**Cesare Fiorucci**  
Viale Sabotino, 9  
20135 MILANO  
Fax: (02) 58.31.57.10



# SOLUTIONS.

**Special retrofit conditions?** Pemko's ADA compliant modular ramp system answers the needs of architects, specifiers, installers, and most importantly, the physically challenged.

**High traffic doors?** PemkoHinge™ continuous geared aluminum hinges provide safety, security, privacy and are guaranteed for the life of the opening.

**Code compliant door gasketing requirements?** Pemko's new generation of low-closing-force automatic door bottoms are tested and labeled for fire, smoke, and sound.

**Time-consuming drafting?** PemCad™ drafting detailer offers over 150 dimensioned section drawings for quick and easy download into architectural CAD programs.



**PEMKO**  
VENTURA, CA (800) 283-9988  
MEMPHIS, TN (800) 824-3018  
Circle 132 on information card



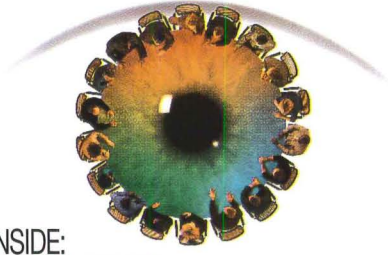
# New rules. New tools.

Our industry has changed drastically. And in order to succeed, we need to look at ourselves differently.

We need to work to build stronger new partnerships in the construction industry.

That's why this year's AIA Convention and Expo is so very important. It's all about Revisioning. And seeing ourselves as part of a collaborative leadership team.

Attending the Conference will give you the tools you need to develop valuable alliances and improve your skills.



**Revisioning**  
Seeing ourselves as collaborative leaders.

**INSIDE:**  
Secrets to Successful Leadership  
New Marketing Seminars Added  
Expanded NEW AIA/EXPO  
Do New Technologies Improve Your Bottom Line or Sabotage It?  
Creating Crucial Partnerships in the Construction Industry  
Easy Pull-Out Conference Guide

The American Institute of Architects  
**National Convention and Expo**  
Atlanta, May 5-8, 1995  
SCHEDULE AND REGISTRATION

Seminars and workshops give you practical solutions to everyday needs. Like marketing your firm. Applying new technologies. And more. Speakers address leadership strategies. And AIA Expo '95— with exhibitors from all over the


world— is bigger and better than ever.

To register or receive our free 60-page Convention Guide, call our toll-free hotline at **800/305-7737**. Or contact us through AIAOnline. Do it today. Be a part of the new leadership team.



**AIA Convention and Expo. Come to Atlanta'95. May 5-8**





**E**ven the most discriminating have to take a second look at our new **GrainTech™ Series** of stainable steel doors. Now, the beauty of real wood has been rendered impossibly close, in both color and finish. Our exclusive engraining and staining process simulates wood with colors from Ash to Walnut. Specially formulated primer accepts stain so colors can be accurately matched to existing wood treatments, with frames and trim to match.

Unlike veneered or solid wood doors, the **GrainTech™ Series** is less susceptible to damage, and will never warp, crack, peel or bow. Plus, it meets the fire rating requirements of ASTM E152 for 20-minute to 3-hour doors. A larger variety of hardware preparations can be used allowing concealed or surface handles, locks, exit devices and hinges, for a safer, stronger, more secure door. Inside and out.

Available now from the innovators in the steel door industry:



Ash



Birch



Mahogany



Maple



Oak



Walnut



9017 Blue Ash Road  
Cincinnati, OH 45242  
Telephone: 513 745 6400  
Fax: 513 745 6657

Circle 134 on information card



## Last Chance

*Did you miss valuable information offered by advertisers in last month's issue of ARCHITECTURE?*

The manufacturers listed below were advertisers in last month's issue. They are anxious to provide you with their latest product information and literature for your planning needs. To receive this information, circle the appropriate numbers on the self-addressed, postage-paid response card. For product literature from advertisers in this issue, circle the appropriate numbers shown on the advertisements.

### **ACI Distribution**

Call or write for details on our Classic Clad Doors and Entrance Systems. *Circle No. 61*

### **Advance Lifts, Inc.**

Call or write for more information on our Superdok. *Circle No. 25*

### **American Marazzi Tile**

Contact us for more information on Castello by Marazzi. *Circle No. 43*

### **Andersen Windows**

In today's designs, it's the brand that helps architects take value to new heights.

### **Armstrong World Industries**

Send for details on all of our ceiling systems. *Circle No. 17*

### **Bentley Systems**

Send for details on our MicroStation family of CAD software. *Circle No. 55*

### **Bobrick Washroom Equipment**

Get details on our new Thrislington Series. *Circle No. 85*

### **Bonneville Power Administration**

Send for more information on our awards program. *Circle No. 127*

### **Bradley Corporation**

Get details on Terreon™ Solid Surface Material. *Circle No. 53*

### **Calcomp**

Introducing Techjet™ Color Inkjet Plotters. *Circle No. 113*

### **Calcomp**

Get details on Designmate™ Pen Plotter Series. *Circle No. 33*

### **Calcomp**

Get more information on our Techjet™ Designer Series of Plotters. *Circle No. 41*

### **Certainteed Corporation**

Contact us for our brochure on our Grand Manor Shangle. *Circle No. 87*

### **Chicago Faucet Co.**

Send for information on our complete line of faucets. *Circle No. 111*

### **Cosmit**

Our exhibition is April 7-11, 1995. *Circle No. 69*

### **C/S Group**

Introducing our 100% effective rain-proof louvers. *Circle No. 125*

### **Dal-Tile Corp.**

Send for additional information on Dal-Duraflor glazed ceramic floor tile. *Circle No. 107*

### **Dover Elevator Systems**

Send for details on our MicroLight™ Protection System. *Circle No. 63*

### **Dow Chemical**

Send for technical literature on our PMR System and ROOFMATE Insulation. *Circle No. 109*

### **DuPont Antron**

Find out why DuPont Antron® nylon enhances overall carpet performance. *Circle No. 77*

### **DuPont SentryGlas**

DuPont Antron details on the third annual DuPont Benedictus Awards. *Circle No. 49*

### **EFCO Corporation**

Get details on our complete line of windows. *Circle No. 93*

### **EIMA**

Get a free set of generic Class PB Details for EIFS Construction. *Circle No. 71*

### **Fibermesh**

Send for our brochure on Fibermesh fibers with Microban "B." *Circle No. 117*

### **Forbo Industries**

Get details on Marmoleum—the new standard in linoleum. *Circle No. 75*

### **Garland Company**

Get the details on our R-Mer Lite™ system. *Circle No. 91*

### **Haws Drinking Faucet**

We have style, color, and finish that are suited to your every mission. *Circle No. 81*

### **Homasote Company**

Send for literature and samples of our Designwall™ interior panels. *Circle No. 67*

### **Kawneer Company, Inc.**

Write for details on our complete line of windows. *Circle No. 95*

### **Kim Lighting**

Find out why our Outdoor Tube System offers a distinctive solution to site lighting. *Circle No. 45*

### **LCN Closers**

Guard against tampering and vandalism with LCN high security closers. *Circle No. 27*

### **Mannington Commercial**

Find out more about our flooring design and service options. *Circle No. 65*

### **Marvin Windows & Doors**

Send for our free catalog featuring our entire line of made-to-order windows and doors. *Circle No. 47*

### **MBNA America**

Get more facts on our FDIC-insured GoldPortfolio. *Circle No. 129*

### **Mitsubishi Chemical America**

Send for information on ALPOLIC® aluminum composite materials. *Circle No. 57*

### **Musson Rubber Co.**

Send for details on our complete line of GRIT-STRIP stair treads. *Circle No. 119*

### **Nixalite of America**

Send for information on Nixalite® superior bird control. *Circle No. 23*

### **Nucor Vulcraft Div.**

Find out more about the largest supplier of steel joists. *Circle No. 83*

### **Parex, Inc.**

Find out why I-C™ Gold is the only flexible PM system on the market. *Circle No. 89*

### **Patina Finishes**

Send for a free brochure on our "antique" finishes. *Circle No. 37*

### **Patio Enclosures Inc.**

Get the details on all of our sunroom products. *Circle No. 35*

### **Pittsburgh Corning Corp.**

Send for more information on Visionary glass block. *Circle No. 105*

### **Polygal, USA**

Call or write for our free designer's kit and samples. *Circle No. 29*

### **Roppe Corporation**

Get the details on our Cerrito Collection. *Circle No. 19*

### **Schuller Roofing Systems**

Get details on our Phenolic Foam Roof Insulation and possible steel deck corrosion. *Circle No. 31*

### **Siedle Communication**

Get the facts about Siedle Video: New concept—New price. *Circle No. 79*

### **Simpson Strong-Tie Co. Inc.**

Find out why our connectors have no equal. *Circle No. 39*

### **Sloan Valve Co.**

Find out why we're the world leader in flushometer design. *Circle No. 123*

### **Spacesaver Corp.**

Get more information on our mobile storage systems. *Circle No. 3, 5, 7, 9, 11, 13*

### **Sto Corporation**

Send for a "scrape and see" test kit for our Decocoat wall coating. *Circle No. 51*

### **Summitville Tiles, Inc.**

Get details on our porcelain Pavers. *Circle No. 97*

### **Tamko Roofing Products Inc.**

Find out about Awaplan—SBS-modified polyester roll roofing. *Circle No. 103*

### **Tectum, Inc.**

Find out more about Tectum™ acoustical panels. *Circle No. 121*

### **Vistawall Arch. Products**

Call or write to learn more about our quality construction techniques. *Circle No. 133*

### **Wausau Tile**

Get the facts about our Terra Paving products. *Circle No. 131*

### **Won-Door Corporation**

Send for details on our Innovation Swing Door. *Circle No. 59*



INTRODUCING...  
**ColorBlends™**

THE PRE-PACKAGED BLENDED ROOF



ColorBlends: five beautiful design choices of Supra-Slate® that are pre-mixed and pre-packaged for easy installation.

Featuring the new Direct From the Quarry finish, Supra-Slate fiber-cement shingles are maintenance-free, non-combustible and will withstand freeze/thaw conditions throughout North America.

Now you can have a distinctive and value-enhancing blended roof—right out of the package.



Supra-Slate ColorBlends.

Call today for color literature and detailed specifications.

**Supradur®**

Supradur Manufacturing Corporation  
P.O. Box 908 • Rye, New York 10580  
(800) 223-1948 • (914) 967-8230  
Fax: (914) 967-8344

Circle 136 on information card



ADVANCING THE ARCHITECT'S COMPETITIVE EDGE

# Design

FOR ARCHITECTS SEEKING

**DESIGN PIONEERS ARE FINDING SURPRISING WAYS TO ACHIEVE BETTER BUSINESS PERFORMANCE AND PERSONAL FULFILLMENT**

New knowledge, better methods, and a winning "attitude IQ" combine for real progress for the design professional. The rules in the arena of design have changed . . . and the need for up-to-the-minute information is more important than ever before.

**THERE IS A REVOLUTION UNDERWAY**

The decision to pursue a new strategic plan is a complex, make-or-break challenge. *Design Intelligence* is written for those who are seeking a better way. But *Design Intelligence* is not for everyone . . . it is a limited edition for those intending to "intercept the future."

*Design Intelligence* offers unparalleled value. It goes deep inside the critical issues you are facing today and offer new perspectives and new solutions.

*Design Intelligence* doesn't complain—it brings together thoughts for constructive action. You will be coached toward discovering new ideas and implementing them into action.

*Design Intelligence* is published from the combined resources of BPI Communications, Inc., the publishers of *Architecture* and *Interiors* magazines, and Greenway Communications International, a specialized research and information company. The Design Futures Council provides expert panels and research priorities. Each subscriber becomes an affiliate of the Design Futures Council network and its online one-on-one interactive program services.

**DESIGN INTELLIGENCE WILL BE PARTNERING WITH THE WORLD'S BEST RESOURCES**

Business and economic information will be reported from each of the twelve Federal Reserve Bank regions and global research will be included from our World Bank editor. Our expert analysts will be positioned in each of the regions. In addition, The Coxe Group Inc. Management Consultants will write case studies and provide information on financial management, fees, profitability, and ownership transition. Jim Cramer, Publisher of *Design Intelligence* and author of *Design + Enterprise* will write on communications, benchmarking, and competitive fitness.

In fact, you can expect to see a variety of large and small firms share their secrets. You can also expect their clients to say what they like and don't like. You can expect futurists to point toward the criteria that will determine who the successful firms of the future will be.

**THE COMING INDUSTRY RESTRUCTURING**

Quality and efficiency will be common. Sought after designers will offer much more. As *Design Intelligence* reports on these issues you can expect to see lists, rankings, and independent opinions on successful firms in each region and each design specialty. Also, *Design Intelligence* surveys will evaluate schools of design, architecture and engineering. Deans will rank firms as to the best internship experiences today. Leading designers will share where they would go to school if they could choose all over again. Yes, *Design Intelligence* will be independent and outspoken. It will also be real . . . and on the leading edge of change and opportunity.



# Intelligence

INFORMATION, TO KEEP THEM AHEAD OF THE TIMES

## THERE IS MUCH, MUCH MORE—

- Getting market share to ensure your firm isn't marginalized and endangered
- New tax implications for designers
- The "model" firms of the '80s—what's happened to them since? How is success sustained?
- Salaries of top firm principals and new compensation survey results in each discipline
- Fee studies . . . four cornerstones of profitability
- The five worst things to tell your client
- How to anticipate the new hot markets and how to position your firm for success in these markets
- Communication strategies of the pros
- How to manage expectations and deliver value consistently
- How full service firms are redefining themselves
- How top Business Roundtable companies will procure designers' services next year
- Evaluations of the latest technologies and electronic tools
- Firms of whom you've probably never heard who will be the hottest and most successful of the late '90s
- How every designer can control the elements to win respect
- Evaluations of design publications, associations, and information sources. Where the value is being delivered and how to tap into it.
- How a new simplified record keeping system also promotes internal communications and time management
- How to prepare your firm for sale

- How to turn single projects into repeat business year after year
- Employment information . . . new jobs in the government and private industry . . . what firms are looking for . . . career trends and step by step advice
- Why your most valuable asset is your intellectual capital

This is just a small sample of what is ahead for subscribers to *Design Intelligence*. You will receive timely analysis and planning strategies from the nation's leading practitioners—and consultants—delivered right to your desk. Mail the attached coupon or call toll free today.

## DESIGN INTELLIGENCE

. . . Beyond Information

1-800-247-2160

## Design Intelligence


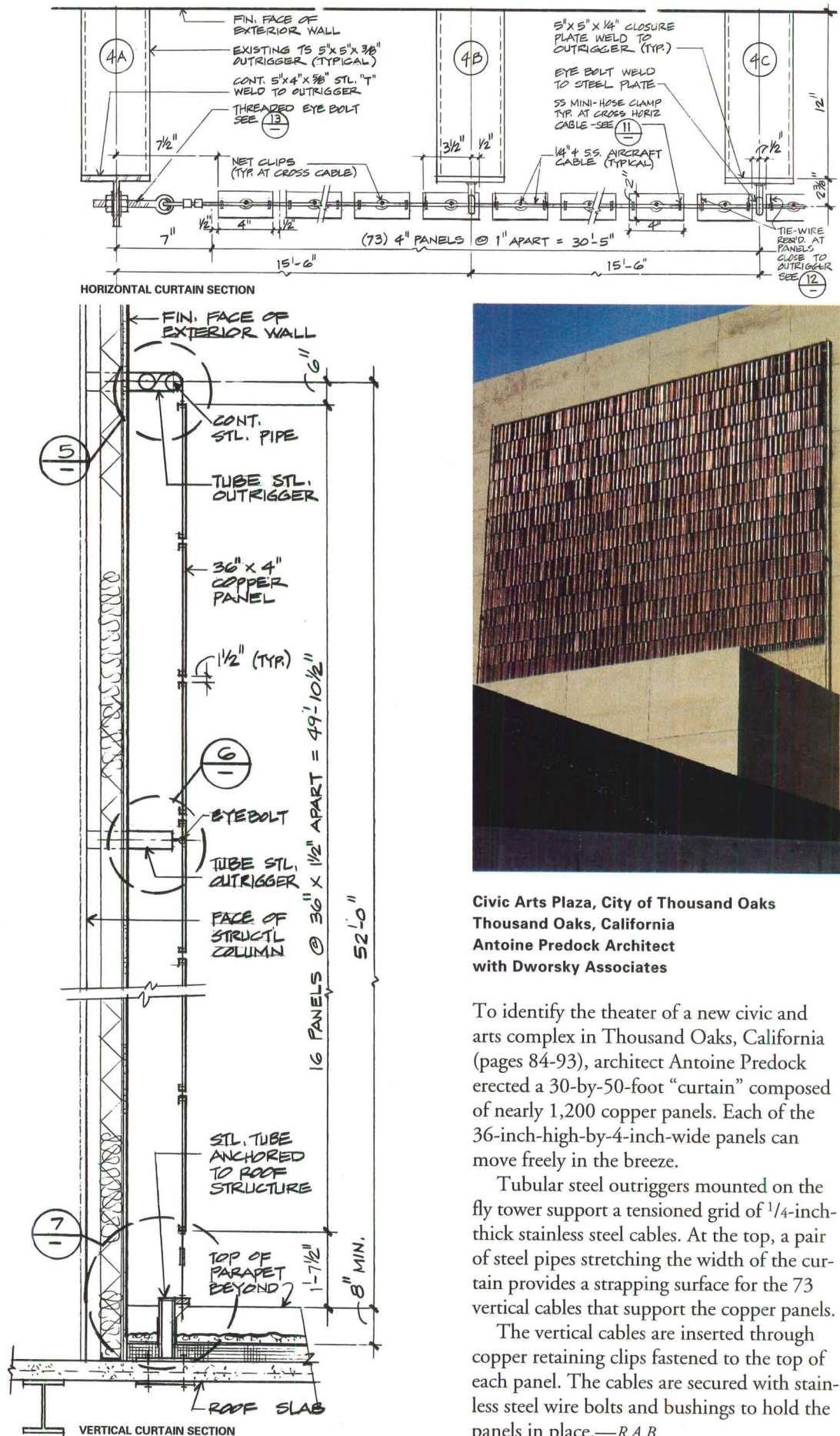
VOLUME 1, NUMBER 1

**DESIGN AND THE TECHNOLOGY REVOLUTION**  
Design Intelligence thinks that the real problem lies at the border between human skills and information technology. For example, our research indicates that few designers have good training on their equipment. Many are not motivated to develop skills in the first place. Some feel burned from previous bad experiences and are not willing to put trust in the new programs and equipment now available.

Consider the trend in design firms to install ever more complex personal computers in the offices and studios of each employee. One consultant estimates that PC users waste 5.1 hours each week "futzing" with their computers—learning how to use them, waiting for them to do things, checking the things they do and so on. And that doesn't count the time wasted by employees playing their PCs as standard equipment. Then this poses

ONE CONSULTANT  
ESTIMATES THAT  
PC USERS WASTE  
5.1 HOURS EACH  
WEEK "FUTZING"





**Civic Arts Plaza, City of Thousand Oaks  
Thousand Oaks, California  
Antoine Predock Architect  
with Dworsky Associates**

To identify the theater of a new civic and arts complex in Thousand Oaks, California (pages 84-93), architect Antoine Predock erected a 30-by-50-foot "curtain" composed of nearly 1,200 copper panels. Each of the 36-inch-high-by-4-inch-wide panels can move freely in the breeze.

Tubular steel outriggers mounted on the fly tower support a tensioned grid of 1/4-inch-thick stainless steel cables. At the top, a pair of steel pipes stretching the width of the curtain provides a strapping surface for the 73 vertical cables that support the copper panels.

The vertical cables are inserted through copper retaining clips fastened to the top of each panel. The cables are secured with stainless steel wire bolts and bushings to hold the panels in place.—R.A.B.