

ARCHITECTURE

NOVEMBER · 1933



Modernism—Yesterday, Today, and Tomorrow
REXFORD NEWCOMB

THE HOME OF ALFRED HOPKINS, ARCHITECT, AT PRINCETON

The Cleveland Museum of Art

HUBBELL & BENES, ARCHITECTS; OLNSTED BROTHERS, LANDSCAPE ARCHITECTS

A BANK IN AMHERST, MASS.

A POST OFFICE IN HEMPSTEAD, L. I.

Portfolio of

Gothic Niches



CHARLES SCRIBNER'S SONS

FIFTH AVENUE AT 48TH STREET, NEW YORK · 23 BEDFORD SQ., LONDON

FIFTY CENTS A COPY

They're

Your Bar Specifications...

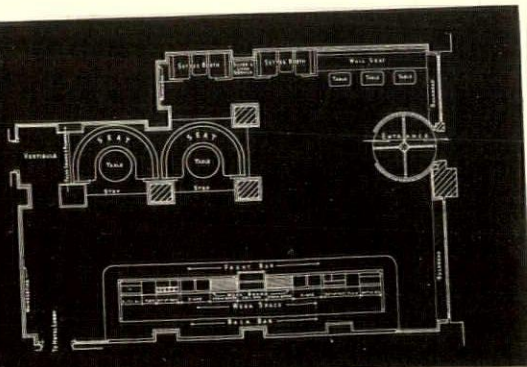
AND BRUNSWICK EXPERIENCE CAN MEET THEM CORRECTLY!



• All the natural lustre and beauty of the finely grained native and imported woods used in Brunswick bars is brought out by careful polishing. Extra weight laminated panels are used to prevent warping or splitting and treated inside with moisture resistant materials—Brunswick bars are built for long years of distinguished service.

Your blue-print of a bar installation means more to a Brunswick representative than just an "order". It's an opportunity for him to give you real assistance—when you need it most! Help you with detailed drawings, suggested room arrangements, a variety of back bar storage and service arrangements. Offer you the assistance of the technical skill Brunswick bar craftsmen have developed through years of *specialized* experience! All bar equipment is subjected to rigid inspection and completely assembled on the factory floor—to see that it will operate *perfectly* in your installation. Brunswick bars are built of beautiful native and imported woods. Bar tops are hand-rubbed and alcohol-proofed with an 8-day process. It will pay you to specify "Brunswick Bar"—and it will aid you to take advantage of the Planning Service without extra cost. We will cooperate! May we send you a copy of our 40 page Bar Fixture Catalog for your file?

• To illustrate the best arrangement of Brunswick bar and service equipment, Brunswick Planning Service will cooperate with detailed blue-print drawings for your installations.



THE BRUNSWICK-BALKE-COLLENDER CO.

623-33 S. Wabash Avenue, Chicago, Illinois • Branches in principal cities of the United States and Canada



ELLICOTT SQUARE . . . *By completely modernizing their elevators and including the newest in elevator features, developed and applied exclusively by Westinghouse, the management reassures its long established position as the "Finest business address in Buffalo."*

THE WESTINGHOUSE SAFE-T-RAY . . . Ellicott Square now protects its passengers from fast-moving, power-operated doors with this famous ray, which will not permit the doors to close until the passengers and their clothing are completely away from the path of the closing doors, a decided advance in elevator safety. Every elevator "change over" presents its own problems. Consult Westinghouse engineers. Arrange for a survey to be made for your building management to determine the possible savings in maintenance, operation and space by modernizing the elevators. A special study is made of each individual building.



WESTINGHOUSE




Westinghouse Electric Elevator Company

ELEVATORS

THE BULLETIN - BOARD

FEDERAL EMERGENCY ADMINISTRATION OF PUBLIC WORKS



UP to September 29, the federal and non-federal housing projects approved by the Administration are as follows, the amount named representing the loan.

Boston—Neptune Gardens, Inc.	\$3,500,000
Brooklyn—Spence Estate Housing Corporation	2,025,000
Philadelphia—American Federation of Full-Fashioned Hosiery Workers	845,000
Cleveland, Ohio—Limited-dividend corporation which will be organized under the auspices of the Mayor's Business Recovery Commission	12,000,000
Euclid, Ohio—Euclid Housing Corporation, a non-profit corporation, which will be formed by a group of leading citizens headed by Mayor C. R. Ely	1,000,000
St. Louis, Mo.—Limited-dividend corporation, composed of a responsible group of citizens, and sponsored by the Neighborhood Association	500,000
Borough of Queens, New York City—Slum clearance to develop plot with six-story apartment houses, to be built by Halletts Cove Garden Homes, Inc., a limited-dividend corporation	2,965,000
Bronx, New York—Four and six story apartments to be built by a limited-dividend corporation to be formed by responsible citizens of New York; proposed by Hillside Housing Corporation	5,184,000
Raleigh, N. C.—Three-story apartments adapted to house State employees and teachers and students of the State University, to be built by a limited-dividend corporation, organized by a group of Raleigh citizens	168,000
Indianapolis, Ind.—Slum clearance for Negro dwellings to be built by a limited-dividend corporation to be organized by the Indianapolis Community Plan Committee of the Chamber of Commerce	4,460,000
Philadelphia, Pa.—Hillcreek Homes Corporation, a limited-dividend corporation, for a low-cost housing project	1,290,000

Many of these loans are given tentative approval subject to contracts.

REGISTRATION IN CONNECTICUT

SEPTEMBER 28 last was the final date set by the Architectural Examining Board of Connecticut for the issuance of certificates of registration without examination. The examining board as appointed by Governor W. L. Cross, consists of Dean Everett V. Meeks, chair-

man; Edward B. Caldwell, 1029 Fairfield Avenue, Bridgeport, secretary; W. F. Brooks of Hartford; George H. Gray of New Haven, and C. Frederick Townsend of New Haven. The Connecticut law provides that registration of architects outside the State may be had, subject to the examining board, by an architect registered in any other State in which the qualifications prescribed at the time of such registration or certification were equal to those prescribed in this State at the date of application.

EARTHQUAKES AND UNIT MASONRY CONSTRUCTION

THE Portland Cement Association calls attention to a report by Raymond E. Davis, chairman, a consulting engineer connected with the Engineering Materials Laboratory, University of California, Berkeley, addressed to members of Committee C-12 on Mortars for Unit Masonry of the American Society for Testing Materials. The report deals with the effect of Southern California earthquakes upon buildings of unit masonry construction. It is in the form of a sixteen-page pamphlet, and its findings are too detailed to be abbreviated in these columns. In general, the committee emphasizes the fact that a unit masonry wall is no stronger than the mortar in its joints. Ways and means are suggested by which the mortar may be made of the proper materials and consistencies and applied in the best way, subject to the unavoidable human factors.

DELANO AND ALDRICH TRAVELLING SCHOLARSHIP

H. WALBERT, of Paris, graduate of the École des Beaux Arts and professor of water-colors at the American School of Art at Fontainebleau, has been named the Delano and Aldrich Travelling Scholar by the Committee on Education of the American Institute of Architects, it is announced by Charles Butler, chairman of the committee.

The fellowship, established by William A. Delano and Chester H. Aldrich, of New York, enables

a foreign architect, sculptor, or painter, or a student in one or more of these arts, to spend a year of travel in the United States. Walbert is the fourth winner. He will study American architecture and building methods.

During his course of studies at the École des Beaux Arts, Walbert was awarded five medals and the Guadet Prize. He has received the French Government Diploma. In 1928 and 1929 he served as architect of an archaeological expedition to Irak, and last year received the Blumenthal Prize, founded by George Blumenthal, of New York, to encourage French art and letters. This year he was awarded the Silver Medal of the Société des Architectes Diplomés par le Gouvernement.

SCOVILL COMPETITION AWARDS

THE Scovill Manufacturing Company sponsored a competition in two classes calling for an essay on modernization. Class A dealt with an actual experience; Class B, with a hypothetical modernization problem. The winners have been announced as follows: Class A, Roi L. Morin of Seattle, Wash.; Class B, Bernard R. Klekamp of Chicago. The judges were Cass Gilbert, Jr., Rawson Haddon, Francis Keally, Louis A. Walsh, and Russell Whitehead, who found many interesting contributions among the entries.

A WORD FROM AMERICAN ENGINEERING COUNCIL

THE Treasury Department will look with much disfavor on those architects or engineers who retain legal counsel in Washington to aid them in securing professional contracts from the department; in fact, it will be the disposition of the department to eliminate such architects and engineers from consideration altogether. This announcement was recently made by Assistant Secretary of the Treasury Robert who has requested the American Institute of Architects and American Engineering Council to make the attitude of his office widely known.

Early in the summer the Treasury Department learned that certain Washington lawyers had been soliciting engineers, architects, and others, interested in obtaining gov-

(Continued on page 4)



In new buildings and in the modernization of older buildings, Youngstown Pipe, Youngstown Buckeye Conduit and Youngstown Steel Sheets assure an unsurpassed standard of permanence in plumbing, heating, electrical and sheet metal installation.

★ **THE YOUNGSTOWN SHEET AND TUBE COMPANY** ★
MANUFACTURERS OF CARBON AND ALLOY STEELS
General Offices: - - **Youngstown, Ohio**

THE BULLETIN-BOARD *Continued*

ernment business, representing that to retain such counsel would enhance the opportunities of the engineers and architects to obtain desirable contracts. This activity has been particularly prevalent in Western States.

The Treasury Department has not made the names of the lawyers who engaged in this practice public, feeling that probably they did not realize (1) that their proposal was in itself a reflection on certain government officials; (2) that representation of the nature lawyers would provide could not possibly have any bearing upon the selections made by the Treasury Department.

The department desires to make its selections on the merits of each case alone. There is no disposition on the part of the department to prosecute any of the parties concerned, but it does want it emphatically understood that such a practice will be outlawed.

TENNIS NET HEIGHT


IN the Series of Working Drawings by Jack G. Stewart, Plate No. 38, appearing in the issue for August, 1933, presented tennis court details. In the drawing the tennis net height was given as three feet. It should be noted that three feet is the proper height at the *centre* of the court, but to allow for the unavoidable drop in height from the posts, the height at the posts should be three feet, six inches.

HEATING AND VENTILATING EXPOSITION

THE Third International Heating and Ventilating Exposition, it is announced, will be held during the first week of February, 1934, February 5 to 9. There are many indications that air conditioning may become America's next great new industry, and the exposition will aim to present this fact to the members of the many branch industries involved and the general public.

HOUSING STUDY GUILD

DURING October the Housing Study Guild carried forward the first two studies in its programme. The first is a preliminary analysis of a 30-acre tract in a large eastern city to determine its availability for industrial housing at low costs which would be acceptable under the programme of the PWA




Housing Division. This study, which was undertaken at the joint request of the property owners and of the Housing Division, may not be publishable in its entirety, but the Guild will make available a report on its conclusions from the study, its method of approach to this typical problem, the types of information-sources consulted and their effectiveness, etc.

As a parallel to the above the Guild is continuing the study of its first "General Problem" as listed in last month's issue—the establishment of standard forms for the reporting and analysis of data on housing projects, together with the formulation of a standard terminology. Before publication, this study will be submitted to architects, housing bodies, and others in various sections of the country for criticism. In the meantime those who have made similar or related studies are urged to communicate with the Guild.

A MATTER OF CREDIT

IN the issue for October, the Portfolio of Pew Ends included one which bore beneath it the caption, "Reproduction, fifteenth-century pew, Fiesole, Italy." As a matter of fact, the example shown, which happens to be a particularly interesting one in that it has an open back and integral kneeler, was designed by Oliver Reagan, architect, especially for the exhibition held by the Liturgical Arts Society at The Architectural League, New York, in May and June of this year. The exhibition was called, "The Small Church." Mr. Reagan's design was executed by the American Car & Foundry Company's woodworking division. We regret that proper credit for this work was not given in the original publication



JOHN L. MAURAN

1866-1933

JOHN LAWRENCE MAURAN, of St. Louis, internationally known architect and Fellow and Past President of the American Institute of Architects, died in the hospital at Peterboro, N. H., on September 23, of peritonitis which developed after an emergency operation performed the week before. Mr. Mauran was at his summer home in Dublin when stricken.

Mr. Mauran was born in Providence, R. I., and studied architecture at the Massachusetts Institute of Technology, with a year of travel and further study abroad. He entered the office of Shepley, Rutan & Coolidge, and became its St. Louis representative in 1893, and later its St. Louis partner. In 1900 he organized the firm of Mauran, Russell & Garden (becoming in 1911 Mauran, Russell & Crowell).

The firm designed a long list of important structures, among which may be mentioned the St. Louis Union Trust Company Building, the Butler Brothers buildings in St. Louis and Dallas, St. Louis Country Club, and the Skin and Cancer and Children's Hospitals in St. Louis.

Mr. Mauran found time outside of his professional activities to shoulder an unusual burden of public work in civic activities.

PERSONAL

Joseph W. Hoover, architect, announces the opening of his office for the practice of architecture at 605 Starr Building, Pittsburgh, Pa., and requests that manufacturers' catalogues be sent to him.


James Lloyd Berrall, architect, announces the opening of offices for the practice of architecture at 22 South Park Street, Montclair, N. J.

Cross & Cross, architects, have moved their offices to 515 Madison Avenue, New York City.

Norman W. Shaw and John B. McCool announce the opening of offices for the practice of architecture at 9 Geary Street, San Francisco, Calif.

Frohman, Robb & Little, architects, have moved their offices to 250 Stuart Street, Boston, Mass.

Glass IN THE MODERN HOME



1 2
3 4

Glass, not only in windows, but in mirrors, panels, mirrored doors, table tops, decorative screens and Picture Windows, is fast becoming the keynote of contemporary architectural design. Nowhere is this illustrated more vividly than in the Home Planning Section at Chicago's World's Fair . . . and it is significant that, in these model houses, the flat glass is almost exclusively the product of Libbey-Owens-Ford. That proof of preference endorses our assertion that a closed specification for L·O·F Quality Glass will insure your clients' complete satisfaction.

Large windows make a home cheerful and attractive. This is a view of the living room in the Lumber Industries house.

This unusual glass dressing table, with mirror, appears in the house constructed by the Common Brick Manufacturers Association.

Doors and windows, like these, are always effective. They are in the game room of the Stran-Steel Good House-keeping house.

Glass almost covers the wall in the bedroom of the Florida Tropical House—a distinctive and decorative use of mirrors.




LIBBEY·OWENS·FORD GLASS COMPANY, TOLEDO, OHIO, manufacturers of Highest Quality Flat Drawn Window Glass, Polished Plate Glass and Safety Glass; also distributors of Figured and Wire Glass manufactured by the Blue Ridge Glass Corp. of Kingsport, Tenn.

LIBBEY·OWENS·FORD QUALITY GLASS

ALBERT KAHN specifies *Wrought Iron* for certain pipe services

Typical examples of "Pipe Prescription"
Albert Kahn, Inc., Detroit, Architect...



● National Bank of Commerce, Detroit. All heating lines of Byers Genuine Wrought Iron Pipe.




● Byers Genuine Wrought Iron Pipe specified for cold water, hot water, drainage, vents, fire system and all heating lines in Harper Hospital Addition, Detroit.



● Fisher Building, Detroit. All heating and cold water lines of Byers Genuine Wrought Iron Pipe.

PIPE selection is a matter of accurate engineering in offices of leading architects, such as Albert Kahn, Inc., of Detroit. The probable corrosive conditions of the piping services in each new project must be analyzed and pipe materials selected which have proved themselves over long periods of time in older buildings subjected to the same conditions. Wrought iron, for instance, is specified in those corrosive services where it has proved most economical over a long period of time.

Basing pipe selection on records of service and analysis of conditions is what we call "Pipe Prescription." Illustrated are examples of this sound engineering practice



● Byers Genuine Wrought Iron specified for all plumbing and steam return lines in General Motors Truck Building, Pontiac, Michigan.

PUT YOUR FAITH IN SERVICE RECORDS

as carried out by Albert Kahn, Inc., Detroit.

Blanket specifications are wasteful and not sound engineering. Be sure you have analyzed conditions and have accurate service records in your files to back your selections.

Our Engineering Staff is at your disposal in analyzing conditions. If you would like to review our files of comparative service records collected through the aid of architects and engineers, ask a Byers Engineer or write our Engineering Service Department. A. M. Byers

Company, Established 1864. Pittsburgh, Boston, New York, Philadelphia, Washington, Chicago, St. Louis, Houston, Los Angeles.



BYERS GENUINE WROUGHT IRON PRODUCTS

PIPE • WELDING FITTINGS • RIVETS • SPECIAL BENDING PIPE • BAR IRON
PLATES • SHEETS • CULVERTS • FORGING BILLETS • STRUCTURALS

STANDARD of QUALITY for 69 YEARS  TODAY BETTER THAN EVER

ARCHITECTURE

REG. U. S. PAT. OFFICE

THE PROFESSIONAL ARCHITECTURAL MONTHLY

VOL. LXVIII, NO. 5

CONTENTS

NOVEMBER, 1933

	PAGE		PAGE
Frontispiece: Old Houses, Spain <i>From the drawing in pen-and-ink and wash by Carl W. Heilborn</i>		House of Alfred Hopkins, Architect, Princeton, N. J.	273 <i>Mr. Hopkins has sought for and obtained a feeling of masonry structure by carrying it indoors</i>
Modernism—Yesterday, Today, and Tomorrow	253 <i>Rexford Newcomb emphasizes the fact that the discovery of new materials and new methods of construction always has and always will induce changes in architectural style</i>	Rake, Riser, and Tread: I	283 <i>Jamieson Parker, an architect, offers as a substitute for various rules of thumb, a scientific method of determining stair proportions.</i>
First National Bank, Amherst, Mass.	259 <i>In which Lester Kintzing, architect, supplies a community need while holding to the community's traditions</i>	Better Practice	285 <i>Bringing up to date the architect's specifications and details, by W. F. Bartels</i>
The Cleveland Museum of Art	261 <i>Indicating that Cleveland has not been satisfied with having a mere building to shelter her art treasures, but, through Hubbell & Benes and Olmsted Brothers, has developed an art centre with its proper setting</i>	Spanish Architecture of the Southwest	289 <i>Some details of old and new work as developed from Spanish and Mexican prototypes</i>
The Architectural Observer	269	The Editor's Diary	293
Charles Adams Platt	271 <i>An appreciation by Royal Cortissoz</i>	U. S. Post Office, Hempstead, L. I.	295 <i>Tooker & Marsh take a carefully studied step away from the established Federal traditions</i>
Book Reviews	272	Contacts: The Contribution of Engineering to Progress	299 <i>By Edward J. Mehren</i>
		ARCHITECTURE'S Portfolio of Gothic Niches	301 <i>A collection of fifty-four photographs</i>

WHEN CHANGING ADDRESSES, SUBSCRIBERS MUST GIVE FOUR WEEKS' ADVANCE NOTICE AND BOTH THEIR OLD AND NEW ADDRESSES

ARCHITECTURE is published monthly, appearing on the 28th of the month preceding date of issue. Price mailed flat to members of the architectural and allied professions, to any address in the United States, \$3 per year in advance; to all others, \$6; add \$1 for Canadian postage and \$2 for foreign postage. Single copies, \$.50. Advertising rates upon request. Entered as second-class matter, March 30, 1900, at the Post-Office at New York, N. Y., under the Act of March 2, 1879.

Copyright, 1933, by CHARLES SCRIBNER'S SONS. All rights reserved.

CHARLES SCRIBNER'S SONS, PUBLISHERS

CHARLES SCRIBNER, *President*
EDWARD T. S. LORD, WHITNEY DARROW, MAXWELL E. PERKINS, *Vice-Presidents*
GEORGE R. D. SCHIEFFELIN, *Treasurer* JOHN HALL WHEELOCK, *Secretary*

NEW YORK: 597 FIFTH AVENUE AT 48TH STREET

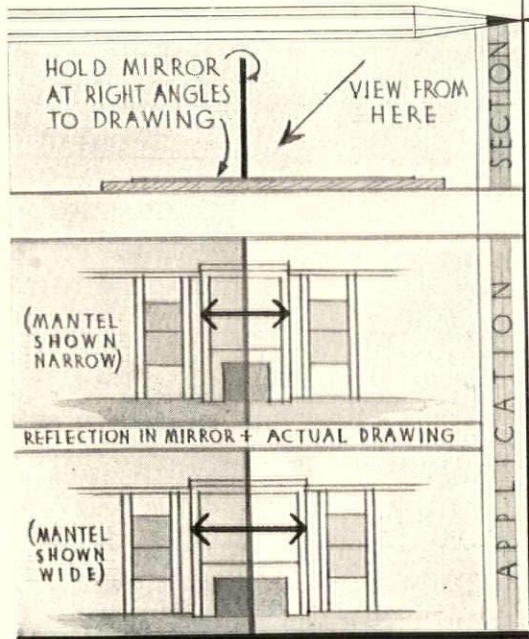


PERSPECTIVE OF INTERIORS

THIS IS THE SIXTH of a widely varied series of drawings by Gerald K. Geerlings. He says:

"The upper drawing was sketched freehand at the Chicago Fair in the Stran Steel — Good Housekeeping house, entirely with a 5B Microtomic Van Dyke Pencil, on white Bristol board, exactly this size. The lower drawing was made later, with lines and perspective trued up a bit. Complete the latter by "washing" in a few flat tones, and yours will be better than mine. Use a 5B or 6B Microtomic Pencil right on this page, and be convinced how quickly and satisfactorily you can render an interior.

"As a rule the architectural rendition of an interior view suffers from the following faults: (1) walls look transparent instead of solid; (2) the horizon is taken too high, creating the impression that one may fall forward into the drawing; (3) rugs do not lie flat on the floor but tilt into strange contortions, particularly if they are oval or have a figured pattern; (4) the furnishings are not well drawn. Try a wide, gray line (made by ruling two thin lines), and the result will be surprisingly decorative and convincing."

FREE SAMPLES of any two degrees of the Microtomic Van Dyke Pencil are yours for the asking. Write to the Eberhard Faber Pencil Co. Dept. AR 11-33, 37 Greenpoint Ave., Brooklyn, N. Y.



USE A MIRROR AND SAVE TIME


"In designing such a motif as a mantel, an entrance, and even an entire exterior, it often saves considerable time to use a mirror as shown left, instead of drawing out a number of studies for comparison. Hold the mirror (one without a frame) at right angles along the center line of the design,

as shown in the section to the left. Then, by moving the mirror left and right, you are enabled to observe the effect of increasing or decreasing the width. The elevations at the left show by the comparison of the arrow how the mantel can be studied both wide and narrow."—Gerald K. Geerlings

**MICROTOMIC
VAN DYKE PENCIL
EBERHARD FABER**

Made by the New Eberhard Faber Chemical Process, in 18 Consistently Accurate Degrees—7B Softest to 9H Hardest.





Carl W. Heilborn 1912

OLD HOUSES, SPAIN
From the drawing in pen-and-ink and wash by Carl W. Heilborn

ARCHITECTURE

❖ VOLUME LXVIII

NOVEMBER 1933

NUMBER 5 ❖

Modernism Yesterday, Today, and Tomorrow

By Rexford Newcomb


WHAT is *modern* architecture? We hear our friends talking about "modern" architecture and indeed "contemporary" architecture as though it were something *new*, as though the world had never before been face to face with the problem of interpreting into architecture a changed attitude toward life, or with the necessity of expressing that architecture in terms of new materials. To an extent, of course, the present is a unique moment in the experience of man upon this planet but, while it is true that no moment or event ever exactly repeats itself, the fact remains that, as humanity lives out its cycles of existence in this world, circumstances remarkably similar to circumstances of bygone days do recur. It is this very recurrence in the on-going pattern of human life that makes history valuable as a guide for the present and precedent worth considering.

If one takes an historic view of life he will come to the conclusion that "modernism" has always been with us and that so long as man works at those processes which result in civilization, *will always* be with us. There have always been innovators, monkeys who insisted upon walking farther out on the limb than any monkey had ever dared walk before. This very tendency has made for all that change in the condition of man and the environment that he has created for himself which we call civilization. But there is also in man a peculiar *imitative* streak that serves as a safety-valve to too much innovation and tends to perpetuate patterns of life that have already been tested and tried. Those who delight in walking out on limbs that have never before been walked upon we call "progressives," or today in the architectural field "modernists," and those who are content to do things upon a pattern similar to that of past days we call "conservatives." This line of cleavage runs all through life and it is

not surprising that architects find themselves today divided into two camps.

I think, however, that in the *normal* individual there is an interesting balancing of these two tendencies, resulting in a condition which, while it slows up what the ultra-progressive would call "progress," acts as a serviceable deterrent in the majority of the considerations of life. In the scheme of human economy we need the outer fringe of the ultra-progressives but we need also the more quiescent body of balanced individuals who keep the race from ruining itself. The historian is constantly cognizant of the fact that while events change, humans do in various times and places behave consistently like humans.

I wish we might have the time to make a side excursion into history to discover how consistently prevalent in human life and its manifestations has been that spirit which we today call modernism. We should meet such worthy architectural innovators as old Imhotep of Egypt, the designers of ancient Assyria, Persia, Greece, and Rome. We should come to know Allan of Walsingham, William of Sens, Brunelleschi, Leonardo da Vinci, and a host too numerous to mention. We have had architectural innovators since the beginning of the art and it is largely to their daring that most of the *change* (witness I do not say progress) is to be attributed. There were innovators in Greece who transformed the archaic wooden and sundried brick temples of Hellas into shrines of polychromed white Pentelic marble; innovators in Rome who, through the invention of an arch, raised vaults and domes of masonry above some of the most magnificent enclosed spaces that the world has ever seen, and turned the courses of rivers into the fountains and basins of the great metropolitan bathing establishments; innovators in France who dared give us the paradox of roofs of stone above walls of glass;



A conservative expression in concrete. The ornament was all cast integrally with the construction. Norton Memorial Hall, Chautauqua, N. Y. Otis F. Johnson, architect

Brunelleschi, that early innovator of the Italian Renaissance, who, through the introduction of a material strong in tension to take up the lateral thrust always present in arched structures, was able to set an unbuttressed dome atop the Cathedral of Florence. And so it has gone down to our day, by an empirical process; the innovators little by little have conquered their environment and ushered in forms and manners that their more conservative neighbors thought ridiculous and unlovely.



But what factors occasion changes in architectural expression? While changed conditions in the social, economic, political, and religious orders of life make for a gradual change in art expression, the phenomenal changes in architecture come about through:

1. The introduction of *new* materials.
2. Changes in the handling of an *old* material.
3. A changed system of construction made possible by an introduction of new materials.

4. New inventions (like electricity and the elevator) which markedly affect construction processes and architectural form.

Perhaps without exception all the great styles of the past have been made possible by, or were based upon, either a *new palette of materials* or a *new system of construction*.

In many respects the task that confronts us today, the problem of using a whole new palette of materials and at least two new systems of construction (steel and concrete), is not unlike the artistic task which the Gothic architects of Ile de France faced at the middle of the twelfth century. Ever since the downfall of the Roman Empire in the west, they had striven again to be able to erect over the altars of their religion an imperishable vault of stone, like that which the Roman architects so well knew how to construct during the Imperial Period. By 1145 they had succeeded in reaching a logical and craftsmanlike solution of the *structural* phases of the Gothic system but the vaults were heavy and graceless, the buttresses clumsy and brutal, and the piers and shafts anything but beautiful. The *mechanical solution* was at hand, the *structural*



A recent construction in monolithic concrete with no reference to past styles, and entirely dependent upon the limitations and possibilities of its material for any architectural charm it may possess. Edmond Meaney Hotel, Seattle, Wash. Robert C. Reamer, architect

technique was perfected, but an adequate and logical *esthetic* expression thereof still remained to be found.

The story of the search for the beautiful in Gothic architecture is a fascinating one but one that is familiar to the architectural profession. We need not repeat it. It was, however, just as real a problem and one quite as elusive as had been the conquering of the constructive phases of the style. It took a hundred years to solve it, and that in the face of the fact that for centuries man had been building in stone and had by this time presumably mastered his material.

Today, of course, we face a variety of materials and an infinity of constructive systems the like of which no previous period ever encountered. Added to this is a constantly changing array of mechanical inventions that affect construction practice and modify architectural form. Thus an adequate esthetic for so fluid and changeful a body of architectonic materials is not as yet possible, and every architectural essay must in such a flux period be considered only in the light of a "progress report" in an evolution toward an adequate artistic interpre-

tation of these new materials and new systems.

Added to these material considerations are the less tangible social, economic, and other human processes that are at work and about which the average architect knows very little and apparently cares less. Of course it is always difficult to get the pulse in so fluid a period, but if I have any guess as to the trend that foremost architectural thought in this day is taking I would say that it is tending toward a new horizon that will have to do more and more with the social and human factors and less and less with questions of abstract design; more and more with the problems of catching and expressing the tenor of modern life and thought, and less and less with archaeological argument and stylistic considerations. Of course the ability to express life in terms of architecture depends upon a mastery of the means to that expression. Our problem therefore resolves itself into two major considerations:

1. That of trying to find out what this rapidly changing modern life is all about.
2. How best we may interpret that life in terms of the available materials.

These remarks may give you a clue to the criteria by which I believe we should judge modern architecture, and in fact I see no reason why we should not use such measuring sticks in the evaluation of all architecture, ancient or modern.

In my estimation an architecture that does not completely minister to life (physically and spiritually) is not worthy of the name. An architecture that ministers to life is a functional architecture; an architecture that attempts to express in plan and mass the activities of life that take place within its walls and beneath its roof; an architecture that cares little for archæological precedent and stylistic form but seeks to fashion whatever beauty it may express within the limits permitted by its function and the materials of which it is built; an architecture that is sincere, plays fair with the life which it shelters, and plays fair with the substance of its creation; an architecture which meets its problems in a simple, direct, and craftsmanlike manner and does not seek to imitate so-called modern forms from other lands or strive for an empty and stilted originality; an architecture that plays fair with precedent, retains that which is current and valuable, and discards that which is outworn and meaningless; an architecture which is not so much concerned with being "modern" as it is with being serviceable, honest, and true. Are these not fair criteria by which to measure the architecture of a new day?



I presume that I should say something about the materials of modern architecture. Perhaps the architectural substances that have most saliently influenced modern design are the metals—particularly steel—glass, and concrete. This problem of seeking an architectural expression in these materials is not so new as some of us assume. It goes back about one hundred years, and dates from the early attempts of Henri Labrouste and his confrères to give iron a place in the esthetic of architecture. His success in the Library Sainte Geneviève and the Bibliothèque National in Paris was considerable. The début of glass in any large way practically dates from the construction by Sir Joseph Paxton of the famed Crystal Palace, erected for the London Exposition of 1851.

During the 'sixties great progress was made in the technical development of cast- and wrought-iron building shapes, which in turn made for their artistic employment, but metal

did not much influence building construction until the perfection of manufacturing processes made possible the production of steel that was cheap enough to be used as building material. This significant event took place in 1884, and architects of the city of Chicago made substantial contributions in the structural application of that material to architectural problems.

This all resulted in the metallic frame embodying a new and unique system of construction and a new structural logic. This has been with us for some years, but we have not as yet completely solved the esthetic implications that came in the wake of this structural development. We are making progress, but one of the present-day problems of the architectural designer consists in finding a logical and defensible esthetic for the steel frame.

Concrete is another material that offers a unique challenge to the creative architect of today. Portland cement has been upon a commercial production basis since about 1890. During the past thirty years engineers and inventors have explored the physical and chemical problems connected with it and have provided us with the mathematical equipment necessary to intelligent structural design and a technique for handling this valuable medium for architectural expression. As yet, however, we as architects have done little toward the solution of the esthetics of the material or the systems of construction to which it has given rise. For the most part we have been content to use concrete as the bony substance of our buildings, covering it with various materials and refusing even to mention it upon the face of the structure. Now this is perhaps not to be wondered at. The artistic employment of any new structural material invariably lags behind the perfection of the mechanical technique connected therewith. This is inherent in the very nature of such problems.

There has been a good deal of mixed thinking about the nature of concrete. For a long time it was thought of as "fluid stone" and often treated as stone even to the extreme of using it to make rock-faced concrete blocks. *Concrete is a plastic*, but is not a plastic like clay or wax, to be modelled into place. Its plasticity consists in its ability to be *cast* into practically any shape necessary to or encountered in the building art. In my estimation *here lies its greatest artistic value*.

Willing to take almost any shape, it, unlike many other materials, is impressionable when young but stubborn and difficult to change



A sensible and beautiful rendering of the functional steel members. Concourse of Union Station, Chicago, Ill. Graham, Anderson, Probst & White, architects

« ARCHITECTURE »


when once set in its way. When set up it has a crystalline quality not unlike stone, and therefore should not be cast as one would cast lead, iron, or other such plastics. Some one has said that "Concrete is stone, yet *not* stone." In essence it is a plastic that petrifies—becomes stone. This eventual granular character, and the necessity of "pulling" the moulds or forms from its surface, must always be kept in mind during its design.

Thus we might go through the whole gamut of that infinite variety of architectural stuff in which we are trying to express ourselves. Most of us have little first-hand knowledge about these materials we are expected to use. Thus today we see materials perfectly good and noble in themselves imitatively tortured into something which they are *not*, simply because of our inability to sense their possibilities and limitations—the physical and esthetic natures of them. Thus excellent rubber floor coverings masquerade as marble, good plaster palms itself off as stone, clever pressed-steel doors, desks, and cabinets claim to be mahogany, pressed enamelled steel sheets simulate ceramic tiling, and concrete attempts to finesse itself as cast stone with mouldings, undercutting, and the other earmarks of stone that has been worked with the chisel.


At a recent convention of material men I advocated the establishment of "esthetic laboratories," in which architects and other designers might have the opportunity to get first-hand experience with materials. The designer is today too far removed from the craftsman. Further, it seems to me that if it is essential to have laboratories for the study of the strengths and mechanics of materials, it is just as essential to have laboratories or studios for the study of the

esthetics of materials. One fact is plain. We shall never succeed in forming a modern architecture until we master the esthetic of the materials in which we work.

Esthetic solutions are slow-going processes, and we may not expect to solve immediately all the problems connected with our art, but we are expected to bring to the practical and artistic tasks before us the same creative ingenuity which has characterized forward-looking and rational architects down through the ages. If we do this, in time a new architecture, as assuredly predicated upon the living considerations of our day as the great past styles were predicated upon the material and spiritual backgrounds of their time, will come into being. We do not need the materials or the forms of the past but we do need the creative daring and courageous attack of the architects of other days!



Monolithic concrete with ornament cast integrally by the use of waste moulds. Hoffman Candy Company Building, Los Angeles, Calif. Charles F. Plumber, architect



Above, the architect's preliminary perspective of the main banking room. Below, the public space of the main banking room as executed. The wall surfaces, pilasters, and vaulted ceiling are painted an old ivory, the ceiling being of a lighter shade than the walls. The floor is of Tennessee marble, the counter screen being of marble with a maple top screen and bronze wickets




« ARCHITECTURE »

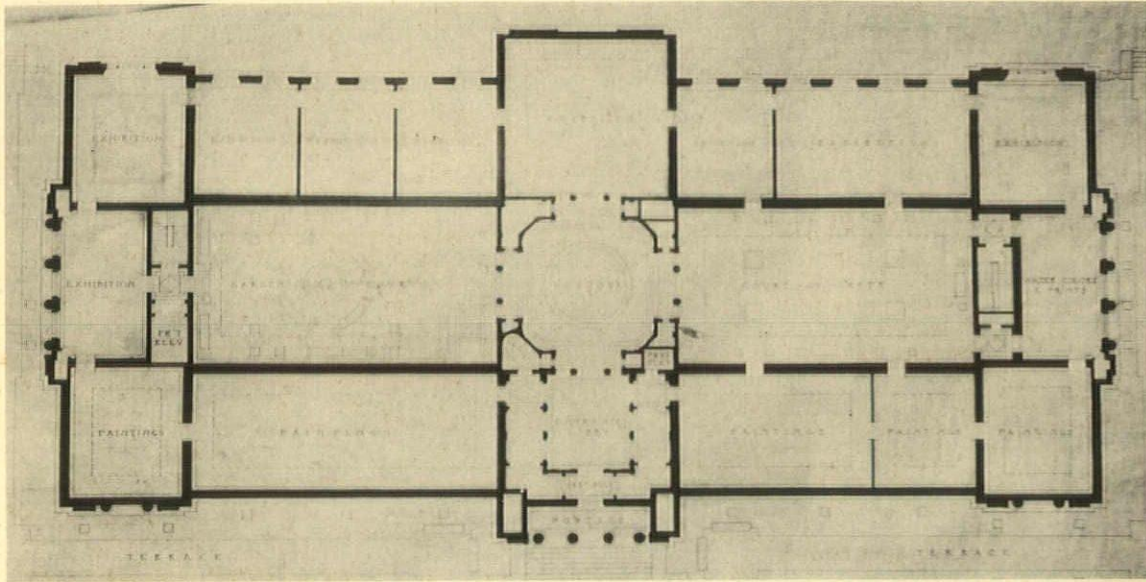


Cleveland Museum of Art, Cleveland, Ohio


HUBBELL & BENES, ARCHITECTS; OLMSTED BROTHERS, LANDSCAPE ARCHITECTS

Photographs by The Cleveland Museum of Art

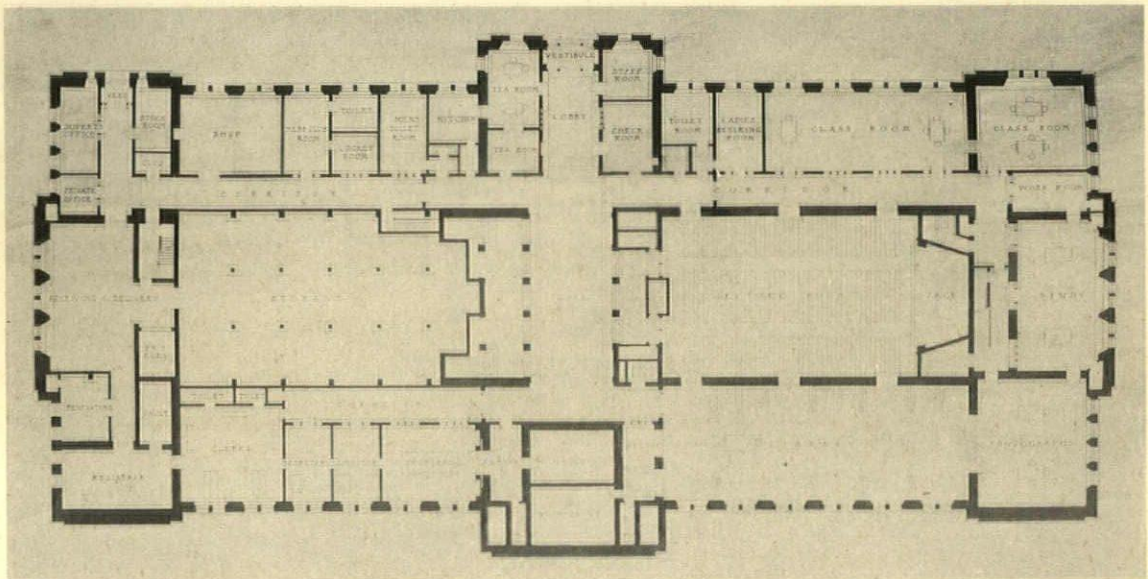





*Plan of
first
floor*




*The
Fountain
of Waters;
Chester A.
Beach,
sculptor*



*Plan of
ground
floor*



White Georgia marble has been used throughout for the exterior walls, recalling the best materials of Classic Greek work, and proven as enduring under the rigorous climate of Cleveland. As will be seen in the plans on the opposite page, the scheme of providing two main entrances, one from the driveway on the ground floor, and the other by the steps from the garden on the first-floor level, is of great aid in handling crowds





A detail of the fountain in the Garden Court



The motor entrance at the ground level




A view across one end of the museum



*Looking from the Garden Court into the rotunda and beyond to the
Armour Court*

« ARCHITECTURE »



The Garden Court, the walls of which are of common brick, the columns being of granite brought from Italy



A detail of the Garden Court as seen from the loggia end—the end opposite the rotunda

« ARCHITECTURE »



The Armour Court, the walls of which are finished in Cleveland sandstone



A detail of the Armour Court, looking through the entrance from the rotunda

« ARCHITECTURE »



The Library, which is on the ground-floor level, adjoining the lecture room

Below, a classroom—the one located on a corner of the ground-floor level






The Architectural Observer



HERE is a clever idea as worked out in a restaurant in Frankfurt-on-Main—the Palmengarten, of which Elsässer, May & Hebebrand were the architects. The long south wall is entirely given over to a con-



tinuous plant window. This, due to its projections, forms pleasant interior niches, each of which is surrounded on three sides by glass and growing plants. Throughout most of the day the room is flooded by sunshine with pleasant variations of light and color.



THE problem of controlling light satisfactorily as it comes through large windows is one that has seldom been solved to the designer's complete satisfaction. The illustration shows a model office in an exhibit, "Interiors of Tomorrow," arranged by McMillen, Inc., interior decorators. Instead of fabric



curtains of any type, which seemed rather difficult to reconcile with a functional office interior, the decorators used vertical vanes of polished aluminum. Cords control these, both at top and bottom, so that the window may be entirely closed or only partly so. In addition, it is possible to deflect the vanes at any angle so as to reflect light into the room instead of allowing it to come through directly in too great volume.



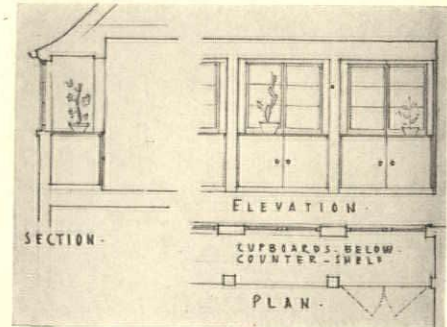
A POOL in the Century of Progress Exposition, appearing in the garden of the Communication Centre, shows a new development in the technic of decorative terra-cotta. Voorhees, Gmelin & Walker, architects; Hildreth Meière, painter; and the Atlantic Terra Cotta Company's



technicians collaborated in working out a method of transferring designs in ceramic colors by which effects similar to mural painting can be easily and economically obtained. Modeled reliefs, heretofore necessary to enable the polychromist to separate his color effects, are no longer necessary, nor is it essential in the interests of economy to use duplication of design.

The silhouetted figures, symbolizing the spirit of electrical communication, are in a rich deep blue glaze against the background of an Oriental green; the latitudinal and longitudinal lines of the globe are in ivory white, only one-eighth inch in width. The pool is almost twenty-two feet in diameter, and this pictorial composition is under eighteen inches of water.


VOLKART & TRUDINGER, architects of Stuttgart, found an interesting way of keeping their roof lines lower than the second-story ceiling without making those who use these upper rooms uncomfort-



ably aware of the fact that the outer portion of the ceiling height had been cut down. The effect of the deep reveal in the windows, and the practical consideration of cupboard space gained, are details worthy of emulation.



VARIOUS writers on interior decoration have called attention to the difficulties imposed upon the designer by the fact that daylight illumination provides light from the windows, while night illumination customarily utilizes an entirely different set of sources. In the General Electric Lighting Institute at Harrison, N. J., an attempt was made to overcome this difficulty by locating



the artificial light as a frame around the window openings. This particular example was a part of a temporary installation designed by the engineering staff of the General Electric Company, and details for a permanent feature of this kind have not been fully developed. It would seem easy enough, however, to devise a shallow metal box in place of the trim, painting this with flat white inside, and covering the open face with the proper kind of translucent glass. Here the box was seven inches wide by eight inches deep, with the lighting of fifteen-watt lamps on six-inch centres. Relamping is accomplished by moving the strip at the side of the glass. The glass here is flashed crystal and opal separated and held in place by narrow metal binding strips.




THERE are not many examples of true sgraffito work in this country, but here is one example which W. R. Yelland has developed



for the exterior of a public school in Oakland, Calif.

The running floral design is in



dull blue, rose, and brownish red. When the building was about ready for its sgraffito work funds were running low. Rather than give up the scheme, the architect selected the best of the plasterers, and went at it with him. The plasterer performed the actual work, while Mr. Yelland outlined the design on the wet plaster, working freehand as the work progressed. The base is of hollow tile; over a base coat of stucco the various colors were applied in thin smooth layers, and cut through to the color desired.

On the pediment end a thin dash of stucco covers the wall of hollow tile with the additional colored plasters laid over this for the sgraffito work.

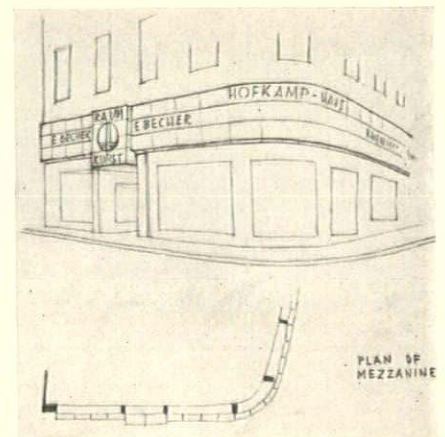


THERE is no lack of ingenuity and inventiveness on the part of America's restaurateurs to provide unusual surroundings for their guests. In contrast, however, with the too frequent attempts to be startling and bizarre is the course followed by Schrafft's in one of its Fifth-Avenue stores in New York. An upper floor of the building has been remodelled—as nearly as structural conditions permitted—as an exact reproduction of the Alexandria Room in the American Wing at the Metropolitan Museum of Art. The theme has been carried out even

to the details of furniture, silver, and china. The work was done under the direction of Charles E. Birge, architect.



IN altering an old store building at Wuppertal, Hans Becher, architect, divided his high ground-floor space to add a mezzanine. The masonry wall supports were removed, and steel substituted. En-



closing the mezzanine, the continuous, cantilevered, and projecting glass band serves to light the new mezzanine exhibition space, also the signs by means of night illumination inside. Incidentally, being accented horizontally, this band distracts the eye from the axial discrepancy between the openings on the first and second stories.

« ARCHITECTURE »



Charles Adams Platt




1861-1933

AN APPRECIATION BY ROYAL CORTISSOZ

TO spend a long life in the creation of works of beauty, to care unswervingly for the things of the spirit and the mind, to wake the love of innumerable friends through the promptings of a generous heart—to do all this is surely to fulfill a high destiny. Such was the achievement of Charles A. Platt. He was an artist in the very core of his being. Upon his personality and upon his work there was ever a gracious accent, as of one to whom a lofty standard came, in the old saying, as natural as breathing. He was a traditionalist, turning to the lessons of the past with unhesitating confidence. But never was there an artist who more decisively proved that tradition may energize progress and lead to essentially modern accomplishment. His superb Hanna Building, in Cleveland, is based in its broad lines upon a Renaissance palazzo but it is accurately adjusted to the uses of commerce, and the adjacent Hanna Theatre is one of the structures in this country in which the practical problems involved in a building of the kind are perfectly solved.

That was like Platt. He designed from within outward. He looked first to his plan and then made the façade an expression of its purpose. He knew all about "functionalism" long before the modernists began to use the term. When he designed the beautiful Freer Museum, in Washington, he made it not only a monumental work externally but gave it a fairly unique status in matters of lighting, the arrangement of rooms, corridors and so on. He leaves behind him the drawings for the vast National Gallery, projected likewise for Washington. Their realization in stone will give to the United States a fabric devised only after exhaustive study of the principal museums of the world and a sifting of the concrete issues that belong to the installation of works of art. Platt was a constructive architect, if ever there was one, for whom a public building or a private house had to have organic life.



Charles A. Platt died September 12 at his summer home in Cornish, Vt., after an illness of six weeks. Born October 16, 1861, his early training led to the study of painting and etching. His landscapes were in the Paris Salons of 1885 and 1886 and various important medals and awards came to him. Returning to America in 1887, after studying at Julian's under Boulanger and Lefebvre, Mr. Platt became interested in landscape architecture through his brother, trained at Harvard. Together they went abroad to see and study the great gardens. One result was Charles Platt's book, "Italian Gardens," published in 1894. Through his landscape work he gradually came to focus most of his efforts upon architecture. Though many monumental works have come from his hands—the Freer Art Gallery, University of Illinois buildings, Astor Court apartments, and many others—he will be remembered best by his country houses. He designed well over a hundred of these, and each bears that indefinable something, closely knit with restraint and suave grace, that was Charles A. Platt.

The words of appreciation by Royal Cortissoz appeared as an unsigned editorial in "The New York Herald Tribune," September 15.—EDITOR.

It is as an architect that he is most widely known, but to look back over his fruitful career is to see upon how many adventures his artistic passion launched him. He was one of the founders of the American school of etching, producing many plates in his earlier years, plates marked by a firm, fluent line and by excellent composition. Only last winter an exhibition at the Century Club, summarizing the work as a landscape painter that coincided with and followed upon his work as an etcher, demonstrated again his technical ability, his sensitiveness to nature and to beauty, and his original charm. His book on the enchantment of old Italian gardens was the first on the subject to appear in this country, and on turning from the brush and needle he figured as a consummate master of landscape architecture. Platt, in a word, could do anything that an artist could do. The Lowell fountain back of the New York Public Library, for example, is a testimony in its dignity and grace to the ease with which he could deviate from the ordinary path of the architect and develop a sculptor's aptitude.

He has left a noble mark upon American art, one significant of taste, of refinement, of pure beauty. He had creative power and used it with remarkably balanced judgment. Of his traits as a man those who knew him will cherish grateful memories. There is an old designation that comes to mind from out of some byway of Stuart literature, "Carluccio Dearest." It belongs to Charles Platt. He will be remembered through his works. He will be remembered for the endearing manner in which he served as president of the Century Club. He will be remembered for his unselfish labors as president of the American Academy in Rome, labors directed with intense solicitude to the allying of young talent with an inspiring ideal. He will be remembered also as "Carluccio Dearest"—kind, gentle, good, a man to tie to and to love.

BOOK REVIEWS

HOUSES OF STONE. By FRAZIER FORMAN PETERS. 163 pages, 8½ by 11 inches. Photographs from drawings and photographs. Westport, Conn.: 1933: Frazier Forman Peters, Inc. \$3.50.

The author, who is his own publisher for this book, has been building houses in Connecticut for some years. He believes in stone walls, and takes considerable space in his book to explain the difference between the traditional stone wall, the veneered stone wall, and the Flagg stone wall. Starting with Mr. Ernest Flagg's system, Mr. Peters has developed certain modifications of his own along the lines of economy of erection.

ALL THE WAYS OF BUILDING. By L. LAMPREY. 304 pages, 7 by 9¼ inches. Illustrations from drawings. New York: 1933: The Macmillan Co. \$3.50.

Here is a book written for children—the story of man as a builder throughout the ages. It is intended for the child of twelve years or over, but considering the present knowledge of architecture on the part of laymen generally, we would suggest that it would be an excellent book for one to persuade the less informed layman, or his wife, to read aloud to the children.

THE CARILLON. By FRANK PERCIVAL PRICE. Preface by HERBERT AUSTIN FRICKER. 228 pages, 37 plates, 6½ by 9¾ inches. Illustrations from drawings and photographs. Printed in Great Britain. New York: 1933: Oxford University Press. \$7.50.

The progressive march of the carillon has been one of the interesting elements in ecclesiastical, educational, and monumental architecture in this country. The author, who is carillonneur for the Dominion Government at the Houses of Parliament, Ottawa, Canada, and who formerly was carillonneur at the Laura Spelman Rockefeller Memorial Carillon in New York, has filled with this book a real want in the literature of music and of architecture. The work is for the student carillonneur and for organizations contemplating the installation of the carillon, and is full of little-known facts.

STANDARDS AND SPECIFICATIONS FOR METALS AND METAL PRODUCTS. Prepared by GEORGE A. WARDLAW, under the direction of A. S. McALLISTER. 1359 pages, 7¾ by 1½ inches. Illustrations from drawings and photographs. Miscellaneous Publication No. 120. Washington: 1933: U. S. Department of Commerce, Bureau of Standards. \$3.

The Bureau of Standards offers this encyclopedical volume covering nationally recognized standards relating to the metals as adopted by the industry in its many branches. It covers not alone the standards and specifications, but methods of testing, analyses, heat treatment, and the like.

WIND PRESSURE ON A MODEL OF THE EMPIRE STATE BUILDING. By HUGH L. DRYDEN and GEORGE C. HILL. 31 pages, 6 by 9 inches. Illustrations from drawings and one photograph. Research Paper No. 545. Pamphlet binding. Washington: 1933: U. S. Department of Commerce, Bureau of Standards. 5 cents.

DEBT AND PRODUCTION. The Operating Characteristics of Our Industrial Economy. By BASSETT JONES. 147 pages, 6¼ by 9¼ inches. Illustrated with graphs. New York: 1933: The John Day Company. \$2.50.

The profession knows Bassett Jones as an authority on elevators and other things. Coming to the conclusion that the literature of economics, as applied to our present-day problems, does not fit the case, he has undertaken to set down certain facts. As might be expected of an engineer, Mr. Jones is dissatisfied with words as such. There are about twenty-two thousand of them in the English language, most of which may mean almost anything one takes them to mean. Therefore, Mr. Jones writes in mathematical formulae rather than in words. Moreover, he courts no argument. He says that either the statistics employed by him or his method of analysis may be fundamentally in error—in which case it is a matter for proof, not for argument.

PRACTICAL ENGRAVING AND ETCHING. A Book of Instruction in the Art of Making Linoleum Blocks, Wood-Engravings, Woodcuts Made on the Plank, Etchings and Aquatints. By E. G. LUTZ. 248 pages, 5 by 7¼ inches. Illustrations from drawings. New York: 1933: Charles Scribner's Sons. \$2.

E. G. Lutz has proven in many books his ability to teach through the printed word. In the present volume he makes clearly understandable the cutting of linoleum or wood blocks, and the technical processes of etching and aquatint. His own drawings leave no step of the various processes in doubt.

INDUSTRIAL LIGHTING. Part I, Docks, Warehouses and Their Approaches. By J. S. PRESTON. Illumination Research Technical Paper No. 14. 34 pages, 6 by 9½ inches. Illustrations from graphs and photographs. Pamphlet binding. Printed in Great Britain. New York: 1933: His Majesty's Stationery Office (The British Library of Information). 20 cents.

THE REDUCTION OF NOISE IN BUILDINGS. Recommendations to Architects. By HOPE BAGENAL and P. W. BARNETT. Building Research Bulletin No. 14. 29 pages, 6 by 9½ inches. Illustrations from drawings. Pamphlet binding. Printed in Great Britain. New York: 1933: His Majesty's Stationery Office (The British Library of Information). 20 cents.



The house from the west, with the music-room end in the foreground

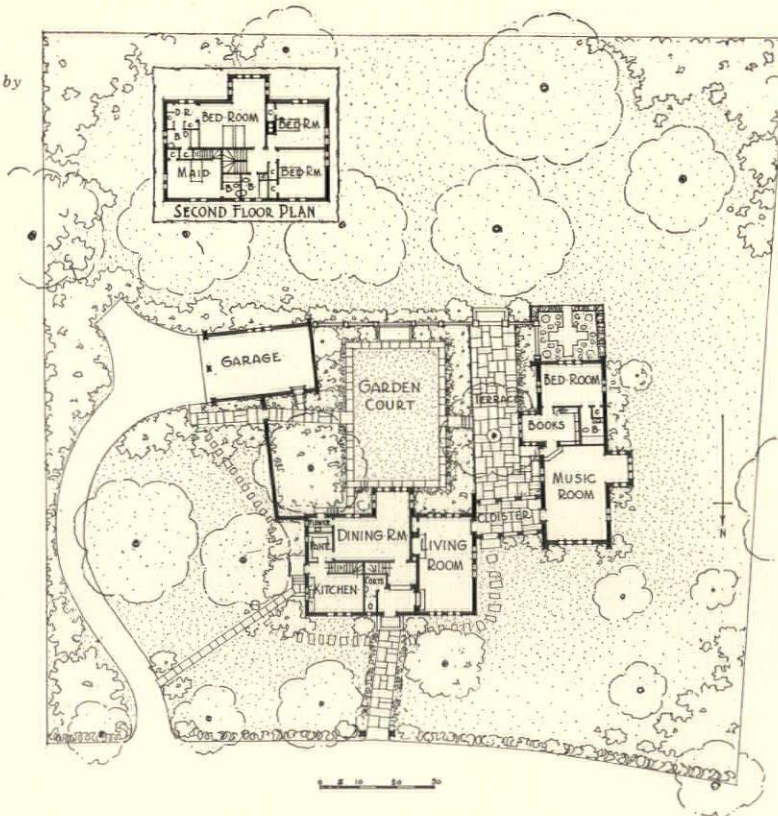
House of Alfred Hopkins, Architect, Princeton, N. J.

Photographs by

Robert Tebbs


ELLEN
SHIPMAN

LANDSCAPE
ARCHITECT




As the plan shows, the house is in two rather distinct parts joined by a cloister. In addition to the main house, the studio contains the music room and Mr. Hopkins's quarters. The garden wall to the east, the end of the garage,

and a low wall to the south, complete the enclosure for the garden court. The terrace to the west of this court is several steps above the garden, slightly above the music-room floor, and a step above the living-room floor



South end of the studio building and the low wall enclosing the garden. On the exterior Mr. Hopkins has used limestone four inches thick backed by cinder block. This limestone is in a mixture of channel-face and shot-sawn slabs, giving variety of texture and color




South end of the studio building, as seen from across the garden court. There is a small lily-pool visible in the lower left corner of the photograph

◀ ARCHITECTURE ▶




The terrace, which overlooks the garden to the right. In the distance is the cloister joining the two buildings. A graduated heavy slate has been used for the roofs



Looking across the south end of the garden toward the end of the garage. Pigeons have made their home in the loft prepared for them, and add to the Old-World character of the place

« ARCHITECTURE »




The front entrance from the east. In view of the size of the property and the location of the existing trees, Mr. Hopkins gave up the debatable advantage of leading the driveway entrance to or near the front door, as may be seen from the plan

« ARCHITECTURE »




*The garden gate in the east wall near the garage. A free translation of the inscription would be: "To every bird its own nest appears the most beautiful."
This and the capping of the wall are of cast stone*

« ARCHITECTURE »



Mr. Hopkins has achieved a remarkable unity in his stone work, even though the exterior wall is of limestone, and the mullions and trim are of cast stone. The latter were made by a wax-mould method which avoids any suggestion of a moulded product. The gutter and downspouts are of lead-coated copper

◀ ARCHITECTURE ▶



North end of the studio, with the windows of the music room. The raking light brings into relief the texture of the stone work, and indicates that it was not alone through a choice of cutting, but also through judicious setting, slightly out of the plane, that the great charm of the wall was obtained

« ARCHITECTURE »



The south end of the music room, showing the doors leading (left) to the terrace, and to the book room. The organ loft is over the latter room, and the sound enters through a wood grille in the book-room ceiling



The dining-room. Here limestone was used for the inside facing

« ARCHITECTURE »



Throughout the interior, Mr. Hopkins has sought a feeling of masonry structure rather than the usual plaster veneer. These walls are of cinder block, painted a very light buff with a cold-water paint. The stone of the fireplace is all cast

The doorway leading from the music room to the book room. In the former the walls are of cinder block, painted, but any sense of coldness that might be expected from this is dispelled by the warmth and intricate design of the plaster ceiling, tinted ivory and antiqued

« ARCHITECTURE »





The breakfast bay, forming an ell in the dining-room, and giving an intimate view of the garden. The moulding and carving of oak in the doors and ceiling beams are the more effective for the foil of stone walls. In the interior decoration the Hutaff Studios collaborated with Mr. Hopkins

« ARCHITECTURE »

Rake, Riser, and Tread: I

A PROPOSED SOLUTION OF THE STAIRWAY'S ETERNAL TRIANGLE

By Jamieson Parker, A.I.A.

IT seems a curious fact, when one thinks of it, that in prehistoric times man solved one mechanical problem with such perfect success that in all the centuries since—including our admittedly clever twentieth—he has never bettered his invention. The stairway remains our best device for moving the human body, by its own effort, from one level to another.

Two other means of ascent and descent, the ladder and the ramp, are probably of equal antiquity, but they both actually are special cases of the stairway adapted to their special conditions. Stairways proper are inclined at angles varying from about 8° to 48° . Below 8° the ramp is more practical, and as steepness increases above 48° the stairway gradually becomes a ladder.

Even more remarkable than man's contentment with a mechanical device so extremely ancient is his apparent lack of desire to find out anything about it. Through untold ages he has stumbled up and tumbled down, skinned his knees and broken his bones, using stairways which somehow seemed wrong; but, whatever he may have discovered in the past about stair proportions, his total present knowledge of the subject seems to be summed up in three arithmetical rules, each supposedly containing the secret truth, each giving a widely different set of answers, and each, if taken seriously and followed, capable of producing stairways of worse proportions than common sense will allow.

Both laymen and architects know that stairways are comfortable or uncomfortable, safe or dangerous, depending on their design, which, like other kinds of design, includes first, basic form, and second, detail. The basis of form is the proportion of tread and riser. The treatment of details, such as size and shape of nosings, materials used, handrails and methods of construction, is an important part of the subject; much could be written on these matters, and it happens that a good deal of useful information on them is now available. But this article has in view the far more neglected question

of proportions—their functions, usual methods of calculation, and possible improvement by a new standard.

A few simple facts underlie the consideration of stair proportions. One riser together with an adjacent tread form one unit of a stairway, the purpose of which is to receive one unit of the ascending and descending motions. Riser and tread are the vertical and horizontal components of a diagonal resultant motion of the body. A stairway for the use of many persons should obviously be designed in scale with the average body's most natural movements; therefore, whatever the pitch, or rake, the combined effect of riser and tread should approximate some constant. This is not a constant of *effort*, because the work done in ascending one unit in a steep stairway is greater than in a less steep one, although they may be equally well proportioned. Nor is it a constant of pure *motion*. The motion accomplished by the body is less on the steep stairway, just as the effort is greater. If it were clearly one or the other the problem would be less confusing. Ascent and descent are performed by that machine, the human body, with its complex interaction of bones and muscles working against nature's impediments of inertia, friction, and gravity. What this machine does in moving over a stairway unit, up or down, involves motions, efforts, and forces of different kinds, all combining into a unit of *mechanical action*.

The comfort and safety of a stairway depend primarily on the value of this constant. If the total of riser and tread is too great, ascent and descent become tiring successions of more or less spasmodic efforts instead of series of natural rhythmic movements. On the other hand, too small a unit causes discomfort by cramping the free swing of the body, and danger from the tendency to overstep.

This idea of a constant unit of action leads to the logical and correct conclusion that for differently pitched stairways to be equally satisfactory an increase in the riser should accompany a decrease in the

tread, and vice versa. Can this constant be found, and a law derived from it to guide us in the rates of change? If there were such a law it seems not unreasonable that it should express summation, as by addition or multiplication. For instance, an 8" riser requires about 9" or 10" for the tread; if we make a rule that riser plus tread ought to equal 17" or 18" we have provided a constant and a simple variation of the right general type. Inches taken from the riser are merely added to the tread. As all architects know, this is actually one of the old standard rules—though indeed a very poor one. When it appeared that for some riser heights this rule failed to "work," other systems of summation were tried; however, not one has been found so consistently reliable as to gain exclusive acceptance. Authoritative reference books have therefore adopted the expedient of stating several rules without expressed preference; as, for example, in the following quotation from Kidder's valuable "Architects' and Builders' Handbook":

"Several rules have been given for proportioning the run to the rise:

"(1) The sum of the rise and run should be equal to from 17 to $17\frac{1}{2}$ inches.

"(2) The sum of two risers and a tread should be not less than 24 nor more than 25 inches.

"(3) The product of the rise and run should be not less than 70 nor more than 75.

"These rules apply only to stairs with nosings."

Referring to the last statement, it would seem that nosings have actually nothing to do with the proportions of rise and run, because no matter how wide or narrow the nosing may be, the *relative* widths of the treads are not affected, nor the *relative* dimensions of treads and risers; and proportions concern only relative values.

In the following discussion the width of the tread (T) is regarded as the horizontal distance between successive riser faces, and the riser height (R) as the vertical distance from one tread surface to the next.

Examining the three common rules, as correctly stated by Kidder, one first notices the evident fact that no two can agree for all values of either R or T . A clear picture is seen by plotting graphs of the three equations, assuming optional constants. (See dotted and dashed lines, Fig. 1.) $R + T = 17$ and $2R + T = 25$ are straight-line equations agreeing at one point, where $R = 8, T = 9$. $RT = 75$ is a hyperbolic curve meeting $2R + T = 25$ at two points, namely, $R = 7\frac{1}{2}, T = 10$, and $R = 5, T = 15$. $R + T = 17$ almost agrees with $RT = 75$ where in the latter $R = T = \sqrt{75}$, about $8\frac{2}{3}$, but differs with increasing rapidity as the risers become lower. The following table gives a few values for comparison:

TREADS FOR VARIOUS RISERS ACCORDING TO THREE COMMON RULES

	4	5	6	7	8	9
$R + T = 17$	13	12	11	10	9	8
$2R + T = 25$	17	15	13	11	9	7
$RT = 75 \dots$	$18\frac{3}{4}$	15	$12\frac{1}{2}$	$10\frac{2}{3}$	$9\frac{3}{8}$	$8\frac{1}{5}$

It is evident from the above that these three rules are inconsistent as guides for proportion. Their only close approach to agreement is for risers of about 8".

Many experienced architects have learned, by the costly method of trial and error, how to employ these rules discreetly; just when it is safe to use a certain one of them and when it is not; when this one should be compensated in such a way, or temporarily discarded for that one; and when they should all be abandoned in favor of some better proportions discovered in practice. The architect may use some of the rules for preliminary calculations, or quote them lightly as general guides to draftsmen, but as final authority he mistrusts them. His faith actually abides in his own mental experience table; he has repudiated the rules without fully admitting it. Students, however, and architects in early practice (and their clients) are deprived of such beneficial experience, and seeing the rules set forth in the best reference books, they conscientiously try to follow them and do the best they can with the hit-and-miss conclusions. That the resulting stairways are often hit-and-miss affairs is not unnatural.

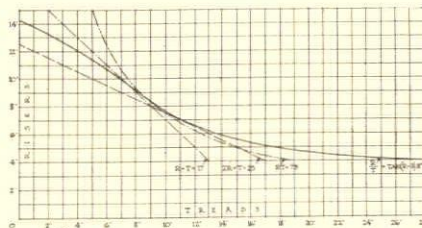


Fig. 1.—The dotted and dashed lines represent the three common rules for stair proportions. (The significance of the solid curved line will be discussed later)

The occasional malformation of a stairway is of course distressing to the owner and architect and all who suffer from its use. But by subtle suggestion rather than direct misguidance the old rules have done a much greater harm than this, and will continue to be a damaging influence as long as they are taught and published for reference. Collectively they have distorted even the well-trained architect's sense of proportions for all stairways with low risers (6" or less) because it is here that they agree, in effect, by giving their most extremely bad values. A resulting fact is that with few exceptions the so-called "easy" stairway has treads so deficient in breadth as to be really comfortable only for small women and children; the average adult finds it "easy" only to fall down on. It is true that experience generally has taught the architect to add a few inches to the widest treads given by the rules, but not realizing the greatness of their error, and probably holding in the sub-conscious a surviving trace of his early faith in them, he very seldom adds enough.

An example of such a stairway might be found at the entrance of an important public building. The visitor approaches on the sidewalk at his normal walking gait. Reaching the first step and starting to ascend, he finds he must suddenly change his motion in one of three ways: either (1) curtail his stride, maintain his rhythm and lose speed, or (2) maintain his speed at a curtailed stride by accelerating his rhythm, or (3) increase the whole scale of effort by taking two steps at a time. But all of these ascending motions are uncomfortable, be-

Mr. Parker concludes his article in ARCHITECTURE for December, explaining in detail how his proposed formula is derived and giving diagrams and tables facilitating an understanding and use of the principle.—EDITOR.

cause they make a break in the natural flow of movement enjoyed on the level. Without good eyesight and close attention the abrupt change may cause a stumble. A similar discomfort is met in descending and the danger is much increased. Holding back the stride to fit the steps requires more braking power against gravity. If the tread is overstepped the fall will be serious.

Stairways with treads too wide are also uncomfortable though not so dangerous except in extreme cases. This fault is a rare one.

There is obvious need for a new standard of stairway proportions, based on practical investigation and expressed, if possible, in a simple, trustworthy rule. The writer has sought to accomplish this and here submits the results, believing they will provide a better standard than any now in common use.

Analysis of the stairway unit discloses not two but three elements—riser, tread, and angle of rake—any two of which establish the third. Riser divided by tread is the tangent of the angle of rake. The steepness, hence the whole character, of a stairway depends on the rake; therefore is it not reasonable to consider it the fundamental element? Imagine an inclined plane of clay, out of which, with knife in hand, we are to carve a stairway. We may work to any scale—such as a minute stairway for elves, or a huge one for giants. But the ratio of tread and riser, at any scale, will be the same. Our definite object is to determine a pair of values, for each angle of rake, suited in size to the most natural movement of the average adult human body.

For any given rake the pairs of tread and riser values depend on the establishment of either one of them. Of the two, which should have first consideration? The riser is the unit of up or down motion and the tread is the unit of forward horizontal motion. The functions of a stairway are ascent and descent—up and down—therefore it would seem that the riser is second in functional order of the three elements. The tread would then come last, being merely the measure of supplementary horizontal motion. So we have first the rake, fixing the total shape of the stairway, then the riser or unit of vertical motion, and finally from these two the tread, which spaces the horizontal motion in scale with the vertical.



Better Practice

By *W. F. Bartels*



A critical reading of present-day specifications, even those from offices nationally and internationally known, reveals at least two common shortcomings: first, the continuance of outworn provisions; second, the substitution of mere verbosity for explicit direction. The building crafts move on, but too frequently the architect's specifications fail to keep pace; the writer of specifications, in far too many cases, is ignorant of improved technic in the building trades and fondly believes he is hiding this ignorance behind a flow of traditional phrases. The tolerant contempt with which a skilled artisan views these lapses is not a pleasant thing

to witness. Either the architect must set his house in order, as to specifications and detail drawings, or risk discredit, not only for himself but for the profession as a whole.

It has seemed to us that ARCHITECTURE might render a service in seeking out the latest and most fully approved technic from among those most skilled in the various trades, passing along to the profession our findings as weighed and approved by a man of long experience in supervision on the job—W. F. Bartels. This series of monthly articles will not parallel, necessarily, the usual order of building procedure. Next month, the hot water service.—EDITOR.

PLUMBING: (B) WATER SUPPLY

13—INVESTIGATION

BEFORE writing the section of his plumbing specification dealing with water lines, the architect should make several investigations. First, he should determine the kind of water the district provides. Several of the larger pipe manufacturers furnish analyses gratis, as well as advice concerning which pipe to use for such water. Having chosen the pipe, he should next find out what the water pressure in the main will be at the place he expects to have it tapped. This will help him determine whether or not he can call for flushometers with the assurance that they will work. Next, the architect should determine what size tap from the main is allowed by the local ordinances for the type of building he is planning. If he feels that it would be too small for the building's requirements, he may be able to get it changed, or possibly bring in two lines to his building from the main.

14—SPECIFIC DESIGNATION OF MATERIAL

Materials should be specifically mentioned and the extent of their use outlined briefly. If lines of a certain material are to be used up to a certain point, and from there on different pipe, they should be so specified. If one class of pipe is to be used for certain lines only, these lines should be specifically mentioned. This does not mean that the architect should limit his specification to one particular brand. Far from it. To do so might be against the interest of his client. But it does mean that the compe-

By means of the paragraph numbers the reader is referred to the illustrations. Where more than one drawing illustrates a point in a paragraph the successive illustrations are also lettered, i.e., 17-A, 17-B, etc.

tion among bidders should be limited to the particular quality called for. Many architects do not believe in long specifications. But specifications should be long enough to cover all points necessary to safeguard the owner's interest. However, merely because a specification is long, it does not necessarily follow that it is complete, any more than it follows that a short one is incomplete.

15—SAMPLES—STANDARD BRANDS

It is well for the architect to keep to time-proved, standard brands in his specification. This saves his client from being a "clinic patient," and having various experiments tried out on him. To make experiments at the expense of a client is unfair, unless the latter fully realizes his position. To further safeguard himself the architect should call for a sample of practically everything to be used. In the last few years many manufacturers have put out a "competitive line." While this bears their name, it is not the product glowingly described in their advertisements. A sample submitted will prevent the architect from having the cheaper product "put over" on him by an unscrupulous contractor, who, while he knew what the architect meant, legally could provide the less desirable product.

It is advisable for the architect to scrutinize the sample closely and compare it with the other lines of the same manufacturer.

16—SIZES

The thickness, as well as the size, of the pipe should be carefully stated. In the average house standard thickness will probably be adequate, although some thought should be given to whether or not a heavier line might well be used from the main to the inside of the building. That regular brass pipe, and not the tubing, is desired, should be so stated by calling for all brass pipe to be I. P. S. (iron pipe size). Also the diameter of all lines, from mains to branches, should be stated. The lines should be adequate. If there is more than one bathroom in the house remember that other fixtures may need water simultaneously. It is better to have pipes oversize than undersize, as any one who has soaped himself and then had to wait for water, can testify. Remember that to double the capacity of a line costs less than 25 per cent more for everything, including labor. If it is possible, a size or two larger than the tap at the main should be used to carry the water into the building. Then, once inside the building it should be increased one size again. This will lessen the pressure drop through friction, to a minimum. If flushometers are to be used the manufacturer should be consulted in regard to size and pressure necessary for their operation, because in most cases the standard 1/2" tap allowed will not suffice.

The work to be covered by the specification should be carefully surveyed. If the contractor is to obtain or furnish meters, fish traps and other necessary items, it should be so stated. The use of materials should be given careful thought, and this thought transferred to paper, so that the plumber will know from reading plans and specifications what is expected of him, and not have to rely on mind reading.

17—CUTTING AND FITTING

In cutting pipe there is generally a burr formed on the inside of the pipe. The specification should call for this to be removed. Leaving it on results in a loss in the cross-section area of the pipe. In small sizes this loss is far greater than would be supposed. For brass pipe it is advisable to call for a friction type of wrench to be used, rather than to have the pipe chewed up by the careless use of Stillson wrenches. All wicking should be prohibited in the making up of joints, and nothing permitted except boiled linseed oil.

18—LOCATION; SUPPORT; PROTECTION

The hot water lines should be located from 6" to 12" away from the cold water lines; crossing of the two should be avoided. All lines should be well supported by adequate hangers and supports. However, fill lines for house tanks should not be anchored to any structural steel. If this is done there are grave possibilities that the pump vibrations will be carried through the house. All lines and branches should be run so as to drain to a low point in the cellar, at which point a valve should be provided. No lines should be run in outside walls if it is possible to avoid doing so. Any lines so run should be covered, as will be described later. Nor should water or any other lines be run in such places as fire walls, or other vital locations, where in case of trouble serious damage might result. And of course, pipes over or near entrances should be avoided. If there are two lines entering the building, as there should be for every large one, it is necessary to have these lines cross-connected. The roughing will be lined up so that all valves project from the finish the same distance. Walls should not be curved or slanted in order to catch all the

valves and avoid burying them in the wall. All pipes should be capped when the roughing-in is completed, to avoid any dirt or rubbish getting in them. These caps must be kept on until the fixtures are set.

19—GENERAL REQUIREMENTS; NOISE AND MOVEMENT

The plumber should furnish the necessary cut-off required at the curb line, and should supply an extra heavy sleeve where the line comes through the exterior wall. This he must make watertight. It is prudent to require a swing after the line enters the building to take care of any shifting or movement due to expansion or other causes. Sharp bends in the lines are to be studiously avoided. Air cushions above all fixtures should be called for in order to take up the shock caused by the quick closing of a valve.

20—VALVES AND FITTINGS

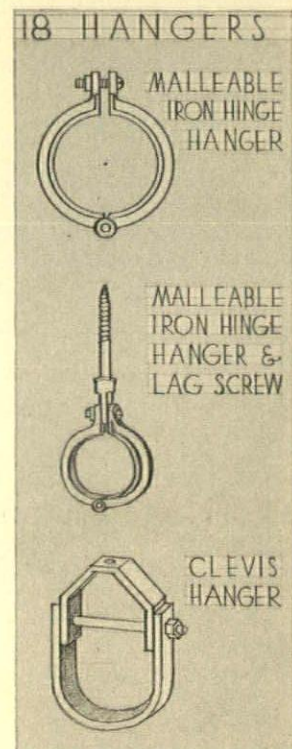
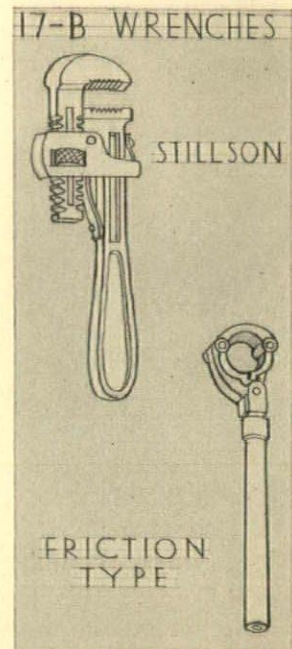

Definite locations and types of valves should be given. A little extra money spent for valves in the proper places will be well repaid. Valves should be of a good quality but need not be expensive. What might be termed cheap valves should be avoided.


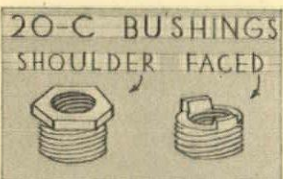
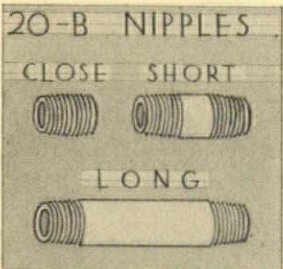

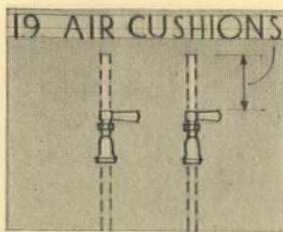
Fittings, such as elbows, couplings, tees, etc., are generally made in two types: regular, and cast-iron pattern. The first are good on all regular work where the pressure is not too great and the size is normal. In large sizes and where high pressures are used it is better to use the cast-iron pattern type, which is distinguishable not only by its additional size and weight, but also by its heavy shoulder in contrast to the bead or flat band of the regular type.

Nipples should be specified—whether they are to be standard or extra heavy. Many engineers prefer not to use close nipples, and if they have to use them specify the extra heavy type, but plumbers will not install them unless forced to. Close nipples can be avoided in most places by good workmanship.

Elbows and tees should be the standard type of a well-known brand. It pays to specify recognized manufacturers' products because if they supply defective material, in most cases they will not only furnish new material, but pay for its installation as well.

In good work, rights and lefts are generally called for where unions





might otherwise be used. They are indeed more workmanlike but are more difficult to install and hence are avoided by most mechanics.

Many times, bushings are prohibited without a genuine, logical reason being given. The architect may feel that they slow up the water, inasmuch as they would form a shoulder in the line in the case of most small jobs. The plumber is more familiar with the real reason, however, and he generally will forbid them, even if the architect does not. Mechanics are prone not to make the bushing-up tight, and, with only a few threads caught, any bending or swaying will cause a leak. Instead of specifying bushings it is preferable to state that reducers must be used.

Check valves are used where it is desired to have the water flow in one direction only. They are very convenient to install in a domestic hot water system to make certain the direction of flow. Angle, globe and gate valves are a part of the plumbing or heating equipment of almost every building. Globe valves are better adapted to steam systems because they are better modulators than gate valves.

It is well, even on the small house, to have all valves tagged and a chart furnished. This is very convenient particularly if one is going away and wishes to leave instructions.

Jumpers or cross-overs will seldom be necessary if the work has been properly laid out.

21—COPPER TUBING

Copper water tubing has come into extensive use in alterations and repair work. It lends itself to installations where it would be difficult if not impossible to use ordinary pipe. It eliminates costly cutting and patching through the fact that it can be drawn through cramped spaces. In many cases bends may be used instead of elbows, but care must be taken that the pipe is not flattened in bending, causing it to lose its cross-section area. Likewise, it must be protected from materials bumping and denting it. Where connections to rigid pipes are necessary fittings may be obtained for this purpose. The architect should keep its possibilities in mind.

22—GAS PIPING

Before the architect specifies gas-pipe sizes he would do well to consult both the local ordinances and

the local gas companies. The sizes they demand will be minimum ones. The plumber will be required to connect any line or meter the gas company furnishes, and must supply all valves, fittings, and other accessories necessary to complete the system. Proper drips must be put on all lines. No lines are to be run where they may be subject to damage, such as by trucking; and, if possible to avoid it, not where the condensation of cold water lines may drip on them. All the lines must be properly supported. Rights and lefts are to be used instead of unions, because of the danger of leaking. In residences proper attention must be given to the placing of the kitchen stove in order that its gas outlet may be located in the most advantageous place. It is better to exclude the stove from the plumbing contract, or in it to have a certain cash allowance made, in case it is desired to change the style. But the connecting up of the stove is to be included in this contract.

23—CUTTING AND PATCHING

Cutting and patching is an item to be given careful thought in any trade, particularly plumbing. If the work is necessitated by the plumber's own mistakes or carelessness, he should not charge for it. If other trades are responsible for his having to do excess cutting, they should pay for the work. But no cutting or patching should be done without the superintendent's permission.

Checking over some plumbing lines one day on a job, I found that a plumber had brought a 1½" line directly across the middle of a room having 3" by 8" beams. He had cut out a section of each beam fully 2" square for the pipe, but had no conception that what he had done would weaken the beams. I asked him why he had done it and he replied, "Oh, I didn't want to bother the carpenter."

24—PAINTING

A definite statement covering which pipes are to be painted is far better confined to one lucid paragraph in the specification (even though a cross-reference must be made), than to drop casual hints from time to time. The former is more definite, specific and satisfactory for every one, because the manner, color, and extent of the painting can be more adequately described.

All lead bends which come in contact with cinders or cinder concrete should be painted with two coats of asphaltum paint for protection. Besides painting to prevent the acid in cinders from attacking lead pipes, as an additional means of protection they are often encased with roofing paper. Gas lines in cinders should also receive two coats of asphaltum paint. If two coats of paint are specified for exposed pipes, contrasting colors will help the superintendent.

25—TESTS

The architect should make the demand in his specifications that he is to be given notice of, and must pass on, all tests. First will be the water test, which should be given to see that all the waste, vent, soil and leader lines are tight. Then there will be an air or water pressure test on all the water lines to make certain there is no leakage. The pressure applied in the latter test is generally one and a half times the greatest pressure that will be present

when the system is working. Next, a test should be made on the entire gas system with a pressure of 10" of mercury showing on the gauge, and the system "holding tight" at this reading. Some local authorities also require a flange inspection between toilet floor flange and lead bend. After the fixtures are set a smoke or peppermint test is required in some communities. The traps of the fixtures are filled, of course, and the test is to detect any defective lines or fixtures.

MISCELLANEOUS DETAILS		COPPER WATER-TUBING	
<p>COVERING REMEMBER—1" PIPE WITH 1" COVERING IS OVER 3/4" IN DIAMETER.</p>	<p>1" COVERING</p>	<p>ELBOWS USE BENDS INSTEAD OF ELBOWS WHEN POSSIBLE</p>	
<p>PIPES APART KEEP HOT & COLD SUPPLY PIPES ABOUT 1 FOOT APART</p>	<p>HOT & COLD SUPPLY PIPES</p>	<p>ADAPTERS WHEN NECESSARY—COPPER TUBING CAN BE JOINED TO EXISTING RIGID PIPE</p>	
<p>FAUCET PROVIDE A FAUCET TO DRAIN BASEMENT LINES</p>	<p>SUPPLY PIPE BASEMENT WALL VALVE FAUCET</p>	<p>COUPLINGS THIS TYPE OF COUPLING IS INEXPENSIVE</p>	
<p>ROUGHING WALLS SHOULD NOT HAVE TO BE CURVED TO AVOID BURYING VALVES.</p>	<p>CARELESS ROUGHING CAUSES CROOKED WALLS</p> <p>TRUE ROUGHING—TRUE WALLS</p>	<p>RENOVATION COPPER TUBING CAN READILY BE PULLED THROUGH PARTITIONS TO REPLACE RUSTED IRON PIPES</p>	

When figuring clearances, remember that pipe covering increases the sizes considerably.

The inspector's foot is a convenient measure of distance between hot and cold supply piping.

Make sure that a faucet, rather than a cap, is provided for bottom drainage.


Consider the finished wall when placing valves in the roughing.

Get long easy bends without flattening, for your flow lines, to decrease friction and noise.

Copper tubing can be joined to rigid pipe where necessary, by adapters.

Here is a new and effective type of coupling or, as shown here, tee.

Copper tubing has a special usefulness in remodelling existing work.



An old chest

Taos, N. M.


Spanish Architecture of the Southwest


SOME DETAILS OF WOODWORK AND ADOBE CONSTRUCTION AS DEVELOPED FROM THE SPANISH WORK IN SPAIN AND IN MEXICO, TOGETHER WITH SOME MODERN ADAPTATIONS

A chair loft or balcony from the church at Santa Cruz



Vigas (beams) and their supporting brackets, from Santa Cruz church







Doors of the church at Trampas



A sheltered portal at Penasco





An adobe inn of stagecoach days, Santa Fé



Rancho del Taos, an Indian Pueblo church

Old benches from near Trampas




Beneath the portal of an adobe house at Chimayo


« ARCHITECTURE »



Portal of a house near Alcalde



*Patio doorway, Art Museum, Santa Fé.
I. H. Rapp, architect*




*Church at
Taos*



*A home at Santa Fé—with the typical
portal or covered porch
An old bench from Penasco*



*A confessional
in the
sanctuario,
Chimayo*



« ARCHITECTURE »



The home of Frank Applegate, Santa Fe



The home of Frank Applegate, Santa Fe





Home of Datus E. Myers, Santa Fe

Reginald D. Johnson, architect

Home of Mrs. Mabel Luhan at Taos

Patio of La Fonda, a hotel at Santa Fe




Friday, September 1.—One hears underground rumblings as to the creation of a draftsman's union. I think it is unlikely that this will come into being, at least in so far as the architectural profession is concerned. Nevertheless, there are indications here and there that the architectural draftsman is suffering, like most people, from the fact that his employer is taking advantage of the present low labor market. There is a temptation—which only some altruism will conquer—to the architect who has just gotten his first job in a year or two, to employ the necessary drafting force at the lowest rate he can get. This, in the present demoralized architectural drafting market, is too low to constitute a living wage. It would seem only the fair thing for the architect fortunate enough to find new work, to share these benefits with those of his old or new organization who have borne also the heat and burden of the day.

Saturday, September 2.—John H. Milar expresses a thought tersely when he says, "There is a lot of waste in government to be eliminated—almost as much as in business. For example, seven milk wagons going past the same house every morning; a hundred thousand more oil stations than are needed; armies of insurance and real-estate agents pounding the streets; industries with four times the plant capacity that the market in a boom year can absorb, etc." Which reminds me of a remark made by Professor Walter Rautenstrauch. Some one asked him whether the new sort of social betterment he visioned did not call for government by engineers. The professor replied: "By no means; government by engineers would be quite unfortunate—almost as much so as government by politicians and lawyers has proven to be."



Monday, September 4.—Ohio has crashed through with the first Public Housing Authority Act, largely through the efforts of Ernest J. Bohn, a Cleveland attorney and chairman of the recent National Conference on Slum Clearance in that city. This means that here is the first state housing authority eligible to receive a grant of 30 per cent of the cost of labor and materials from the Federal Government, and possibly even a loan of the other 70 per cent.

Wednesday, September 6.—I have never yet read anything of Leicester B. Holland's that was not well worth reading. His "Toward a Nudist Architecture," originally delivered to the Philadelphia Chapter at its annual meeting, and now reprinted in the *Octagon* for August, is something that no one should miss.



The Editor's Diary



Friday, September 8.—I hear that the Phelps-Stokes Fund is about to undertake a comprehensive study of slums and blighted areas. Professor James Ford, of the Department of Sociology at Harvard, the man who edited the twelve volumes of the President's Conference on Home Building and Home Ownership, will direct the investigation. The work is expected to require eighteen months, and will include the study of the causes of these slums, their prevention, elimination, and conversion for proper housing for other uses. My only regret is that the investigation could not have been completed by this time so that we could proceed with building under the Public Works Act with a more assured knowledge.

Monday, September 11.—To Albert Stewart's studio with Electus Litchfield to see the plaster models of a frieze around the top of the Albany Post Office and Court House, designed by Gander, Gander & Gander, with N. R. Sturgis, associate architect, and Electus D. Litchfield, consulting architect. The architects are trying a new technique—a continuous band eight and a half feet high into which is cut a shallow relief—two inches at the most—by means of pneumatic cutting tools. As may be recalled from the preliminary perspective of this building, there is no cornice, the decorative frieze encircling the building with the attic windows penetrating it. The cost of a full sculptured frieze, of course, would have been prohibitive, but Mr. Stewart has developed a most interesting technique in securing a representation of post office and court activities through a succession of flat figures on the surface of the model with the background cut away. There is only the slightest suggestion of drawing on the flat surface, with shallow incised lines.

Tuesday, September 12.—Under the N.R.A. a loan of twelve million dollars goes to Cleveland to be used for housing by a limited-dividend corporation organized under Ray T. Miller's Business Recovery Committee, of which Ernest J. Bohn is chairman. The housing will be of varied types two- and three-story apartments, two-story rows of fire-proof flats, row houses. There are about four thousand family residences to be built on sites including about one hundred acres in the heart of the slum area, just east of Cleveland's downtown business section. Rentals will be between \$8 and \$8.50 per room. This is by far the largest loan approved thus far under the Federal Emergency Administration of Public Works.

St. Louis wins approval for a loan of five hundred thousand dollars for its Neighborhood Association to build three-story fire-proof apartments in a downtown slum area, to rent for \$9.67 per room per month.

Wednesday, September 13.—There has been a good deal of general talk to the effect that slums are expensive luxuries. Here are some figures, according to the Indianapolis Community Plan Committee: In one particular sore spot of that city the cost to the municipality is \$92,775, while the tax income from the same area is \$11,312, so this particular slum of Indianapolis is costing the city more than eight times the income.



Friday, September 15.—Rhodes Robertson in from one of his peregrinations about Vezelay. He is one of those few fortunate mortals able to own a house in France, and commute more or less leisurely between France and America. I hope soon to show in these pages some of his latest sketches made with block crayon.

Saturday, September 16.—The restoration of Williamsburg seems to have reached a plateau on which the action will pause while the gains are being consolidated. Mr. Rockefeller has spent over eleven million dollars in this work in the six years and more that it has been under way. Three hundred fifty-two buildings of modern construction have been torn down, fifty-seven Colonial buildings have been restored, sixty-one Colonial buildings have been constructed, two business blocks containing twenty-five shops and stores have been erected. The end, of course, is not even in sight. I rather imagine, however, that progress will henceforth be made more slowly as more property is gained by the corporation through the termination of long leases.

Monday, September 18.—Talbot Faulkner Hamlin calls attention, in *The Na-*

tion for August 9, to the disturbing condition in which the architectural profession has been left by the depression: if architects were producing the same amount per capita in 1932 as in 1928, out of seven architects and draftsmen at work in 1928 only one would be busy today. In 1928 the work, amounting to something over three and a half billions, was shared by nine thousand offices. In 1932, the half billion of work went to only fifty-three hundred offices; however, the figures for these four years show a total of ninety-seven hundred new architects. Of course, the bulk of the latter figure is probably made up of draftsmen out of a job who have hung out their shingles.

In the profession of architecture, as in industry, the smaller office is the one which rides the storm with less damage than the large one. One of the saddest findings of all is that in 1932 the total income for architectural practice was at best less than one-fifth the income in 1928.



Tuesday, September 19.—In all the talk concerning functionalism in the house, there seems to have been very little consideration given functionalism in the garden. Raymond Hood was telling me today at lunch of his own convictions regarding the desirability of designing a home so as to provide as much as possible outdoor useable space—that there should be a gradual transition from definitely enclosed space to the garden itself. In his own house he has a paved terrace sheltered by an overhanging second story, and provided at one end with a fireplace. This outdoor space is sheltered from the north, is not screened against flies and mosquitoes, but is used even at meal times from very early spring up to the first of January. Even a rain does not drive one indoors—it takes a raw fog to do that. The point Hood makes is that in designing the immediate garden surroundings too many of us are apt to aim at what will look well and accord with our preconceived ideas of garden beauty. We lose track of garden usefulness and the garden's function as outdoor living space.

Thursday, September 21.—Professor William A. Boring, head of the Columbia School of Architecture since 1919, has been granted a leave of absence for a year, and Professor Joseph Hudnut is Acting Dean. He is going to revamp the architectural course, too, covering construction methods more extensively, and co-ordinating design and construction more intimately. The problems in design will be based rather more carefully upon the actuality of architecture—there will be less of “an embassy for a foreign government in a national capital” and more of “a branch department store for a suburb.”

Saturday, September 23.—Clarence Stein says that the bankruptcy facing our larger cities is not so much the result of municipal corruption as of the double load of supporting slums and blighted districts together with the vast expansion of highways and public utilities, which possibly has been said before, but he brings up some new facts: in Detroit the seventeen square miles forming the central core of the city are all blighted with the exception of a few small groups of modern buildings; in Cleveland the Housing Committee of the Chamber of Commerce and the city has found twenty-two of its seventy-one square miles of the city unfit for human living, and unremunerative as property; the lower east side of New York lost 53 per cent of its population between 1910 and 1930; practically every ward within a three-mile radius of Philadelphia's City Hall lost population between 1920 and 1930. In most urban communities the number of subdivided lots is nearly twice as great as the number in use. The physical structure of our nineteenth-century cities fits the needs of our twentieth-century life about as well as a covered wagon would serve a present-day continental tourist. We need a new setting for a new era.

Monday, September 25.—With James H. Blauvelt and Stanley R. McCandless to see the exhibition of modern rooms at Macy's, together with designs for houses by various so-called skyscraper architects. Harvey Corbett, Raymond Hood, Ely Kahn, Leonard Schultze, Arthur Harmon, William Van Alen, and Lawrence Grant White had been asked to design a small country home to fit modern life. The newspapers seemed to

think that it was something of a heaven-born inspiration to bring the brains of this steel-structure group to bear upon the problem of the small home. Perhaps, though it seems to me something rather like calling in a gynecologist to operate on one's eye.

Tuesday, September 26.—Up to Worcester, Mass., to see the opening of the Memorial Auditorium designed by Frederic C. Hiron in collaboration with Lucius W. Briggs. With a seating capacity of nearly four thousand, a large stage which serves not only the main auditorium but a small theatre on its other side, and a Memorial Hall of magnificent proportions and unusual restraint, Worcester now has one of the great civic centres of the country. In observing the finishing touches to lighting, organ, sound amplification apparatus, and decorations, I was impressed by the constantly growing necessity for collaboration of the architect with many other experts in the creation of a modern building. Peter Clark was much in evidence supervising the stage equipment; T. F. Bludworth busy trying to adjust his sound amplification to the last fine point of efficiency; the organ-tuners adjusting electrical controls; Professor Sabin of Harvard observing the effects of his acoustical treatment, and probably wondering just what differences the inclusion of four thousand people would make in the reflection of sound waves.



Thursday, September 28.—J. C. Bebb was telling me at lunch today that there is a possibility of making a permanent park feature in Chicago of one of the great observation towers supporting the “Skyride.” Instead of scrapping these six-hundred-foot observation towers, it seems as if both should be utilized permanently rather than being thrown into Lake Michigan with most of the rest of the Century of Progress Exposition.

Saturday, September 30.—Winold Reiss, who has just been appointed Assistant Professor of Mural Painting at New York University, says that “mural painters should keep in mind that after all it is the other fellow who owns the wall; sometimes the owner of the wall has some very definite ideas of what he wants or what he does not want.” Which leads us back to Rockefeller Center and some of the difficulties the management is having with its mural painters. Having dismissed Diego Rivera and covered up his work, they seem now to be trying to answer Frank Brangwyn's question. Having been asked to paint something representative of the Sermon on the Mount, he seems puzzled as to how this can be achieved, leaving out, as had been requested, the figure of Christ.



Pattern

« ARCHITECTURE »



The metal work of the main entrance and the windows across the front of the building are of aluminum, as are also the lighting standards flanking the main entrance. The sculptured panels over the windows, and the abbreviated cornice, are of limestone



21167.
WURTZBURG.
PHOTO. 1930.

The public space is developed in a color scheme of several greens and aluminum. The floor is of terrazzo. Aluminum appears in doors, grilles, check desks, and lighting fixtures

« ARCHITECTURE »




Above, a corner view from the rear, showing at the right the mailing platform. The only part of the building below grade is that under the rear end block, providing for boiler-room space and storage. Below, the workroom, which has a wood wainscot and wood block floor




« ARCHITECTURE »

CONTACTS



DEVOTED TO A BETTER UNDERSTANDING OF THE BUSINESS SIDE
OF ARCHITECTURE AND ITS RELATION TO THE INDUSTRIES



AMERICA this week is witness to a situation which many may consider paradoxical and which is at least dramatic.

On Chicago's lake front lies a great World's Fair—from beginning to end a glorification of the scientist and the engineer, an exposition of the physical achievement of the machine age.

To it this week have come America's engineers. But while they look and appraise, while they acclaim and are acclaimed, the world declares that the machine age they have created has failed and is responsible for our present economic and social debacle. "You have contributed to man's leisure, comfort, and convenience," add the challengers, "but the results have been mental flabbiness and weakened morality. There has been no true progress." Such are the charges thrown at the work of the engineer.

Has engineering contributed to progress?

Has there *truly* been a century of progress?

But there is another reason for facing the charge. Even were our social and economic systems intact and orderly, the meeting of these societies at such an exposition would demand a discussion of this kind. The machine age has been consistently under challenge for a score of years and more particularly since the close of the World War. Its effect and impact need inquiry, for engineering is now the basis of our economic system, it determines our social order, it goes down into the life of every individual and affects him for weal or for woe.

The present depression, therefore, does not dictate the topic. It *does* make it more pointed and more pertinent.

When we speak of progress we mean movement or development in a desirable direction. I conceive that humanity is travelling a long road whose desirable direction and goal are the happiness of all mankind, accompanied, first, by a wide diffusion of this world's goods; second, by the highest order of intellectual development of which individual men are severally capable,

The Contribution of Engineering to Progress

By

Edward J. Mehren

PRESIDENT, PORTLAND CEMENT ASSOCIATION

Excerpts from an address before the Joint Dinner of the National Engineering Societies during Engineers' Week at A Century of Progress Exposition, Chicago, June 28, 1933

and third, by high moral attainment, which may be expressed as that "peace with God and peace with ourselves that surpasseth all understanding." This is the goal, this the ideal.

But the long road that mankind is travelling is cut by ravines and chasms, some shallow, some deep and precipitous. The ravines and chasms are greed, exploitation, oppression, war, hunger and famine, insanitary surroundings, disease, ignorance, vice—and all those other hindrances which interfere with man's progress. At the beginning of recorded history, humanity toiled down into each of the chasms, forded the streams, and toiled up the opposing banks. Progress was slow.

In time, advancement of the arts, better social organization, education and religion, built bridges across the streams, at first only high enough to clear the flood. Further advances raised the bridges to higher levels, made them safer against floods, and reduced both the descent and the upward climb. Could the job ever be completed, we would build a bridge over every chasm from bank top to bank top. The chasms in effect would disappear and humanity would go forward joyously on a high road—a true *high way*—to its destiny.

Using the simile of the road, our

questions can be paraphrased in this way:

"Has engineering helped to build bridges over the chasms, has it raised them to higher levels, has it made them more secure, has it brought nearer that high road without dips, on which humanity can go forward joyously to happiness, to more uniform enjoyment of this world's goods, to high intellectual and moral attainment?"

I take it that it is entirely unnecessary to speak of engineering achievements in themselves. The whole world concedes that in every branch of engineering our machines, mechanisms, processes, and structures outstrip those of any previous day.

We are interested here, however, not primarily in machines but in their effects.

Our first inquiry properly relates to the influence of engineering on social progress; that is, on the distribution of wealth, on its effect on men—its effect on them externally and in their relations to others.

The question of wealth deserves special consideration. Wealth today is not only greater in the aggregate, but more widely diffused. The distribution is not entirely equitable, but it is not so disproportionate as those imagine who think only of private property and forget the immense treasury of community wealth. The first is the possession of the individual; the second, the possession of all, for their comfort, convenience and use. In community wealth never were people richer—in the number and quality of streets and roads, in the purity and amplitude of water supply, in the sanitation and lighting of cities, in fire and police protection, in courts of justice, in medical, educational and recreational facilities.

How can we account for this increase in the standard of living, this extraordinary social progress, this wide diffusion of wealth?

The explanation lies in a profound but very simple fact, as fundamental and as elemental in the economic order as the commandment, "Thou shalt not steal," is in the moral. If we are to appreciate the

significance of the engineer and the engineering age, if we are to comprehend the world through which we have been passing, if we are to penetrate the present economic convulsion, and understand the economics of what is ahead, we must understand this primal fact and let it sink into our consciousness. That fact is this:

that through the engineer's development of power we produce wealth more rapidly today than at any previous period in man's history.

It is this increase in the rate of wealth production that has given us the facilities, conveniences, comforts, and advantages of which I have spoken. To this do we owe our great private and community wealth, our high standard of living, our high level of social advancement.

We come now to the second part. Has engineering contributed to intellectual and moral development, has it bridged at higher levels the chasms that have held back his spiritual progress?

Here our critics will rage. The age is decadent, they tell us; we are flabby intellectually, we have backslid morally. We have much information, they say, but little wisdom; alert perceptions but little culture; athletic bodies, but no rigidity of moral character.

Are we able to answer the indictment?

There may not be a single luminary today of the brilliance of Shakespeare, or Dante, or Aristotle, but our age *is* one of striking intellectual vigor and activity. We must not make the mistake of coloring the entire Elizabethan age with the stature of Shakespeare, nor think that the whole Greek world was up to Aristotle's level.

If our galaxy has not a dominant luminary, it nevertheless has many great suns. In every line of human thought, the output of our researchers is prodigious. If an age is to be judged by the sum total of its contribution to human knowledge, then ours must be given high rank.

Each age, too, has its own *Zeitgeist*, the spirit of the age. Ours is science, pure and applied. In those fields we are making an intellectual contribution of stupendous proportions. In astronomy, physics, chemistry, biology, medicine, engineering we stride with seven-league boots.

We claim, too, as an intellectual accomplishment the spread of education, common, secondary and

higher, to the masses of men in the Western world. To reclaim people from ignorance, to open to them the storehouses of knowledge and of wisdom, to make possible, yes easy, for any one who wishes to secure it the very highest education, is indeed an accomplishment of which the machine age may justly be proud. That the education of the will has not gone along as lustily as the education of the intellect is a charge we will have to admit, but it does not completely negate the intellectual achievement.

But what of our moral life? Who shall judge it? Not I. There is no more difficult task for the historian than to determine the moral tone of an age—to strike the average from king to peasant, from president to humble citizen. In this respect no age can be sure of its appraisal of itself. The human soul—the millions of human souls of the Western world—cannot be weighed nor calipered.

Certainly we are not morally what we would like to be or ought to be. That can be said of our intellectual stature as well.

But if our age has not risen to the intellectual and moral standard that we would wish, if we have not raised to top height the bridges over the chasms that handicap our intellectual and moral lives, the fault is not that of the engineer, but of the very teachers, religious leaders, economists, and statesmen who are today his critics. We find here another fundamental and elemental principle that should be stressed as strongly as the rapidity of wealth production. It is this: that the engineer has created an environment far more favorable to widespread intellectual and moral growth than the world hitherto has ever known.

Let that in turn, be *our* challenge.

Here is an environment for spiritual growth such as the world hitherto has never known. Possibly humanity moves too slowly to make full use of this environment at once, but blame not the engineer for the failure.

It is because the economist, financier, the statesman, the teacher, the religious leader have not been able to keep pace with the engineer that untold difficulties arise. The more rapid creation of wealth has changed the whole base of Western civilization. It is the misunderstanding of this factor and the failure to recognize its profound and all-pervasive influence on finance, business, the

distribution of wealth, national and international politics, and on human thought and outlook, that have thrown the Western world into its present crisis and baffled its statesmen.

Machine-power agriculture on the one hand, and industrial development on the other, have removed millions from their attachment to the soil, concentrated them in the cities and deprived them of their security. As Dr. Steinmetz put it, they have been exposed to the three great fears—fear of unemployment, fear of illness, fear of an unprovided-for old age. And while this has been brought about by the progress of power, the statesman, the financier, the economist have not kept pace and found ways of banishing these fears and, by using the new wealth, restoring the security that men enjoyed when attached to the land.

Second, there has been tardy recognition that too large a proportion of the wealth created by the machine has been reinvested in more machines and too little diverted to consumable goods and community services. It is one of the keen lessons of this depression that an age that creates wealth as fast as this one does will have much of that wealth confiscated during depressions if too large a proportion goes back into the extension of production facilities. Here again, finance and political economy lag behind the work of the engineer.

A final illustration: Highway transport—the combination of the hard road and the automobile—has made township government and small counties obsolete—survivals of the horse-and-buggy days. Township governments should be abolished, counties consolidated. The automobile makes it logical, but the politician insists that the anachronism continue.

But be assured that we are mastering, we will master the new instrument. Much of what has been going on in Washington in the last three months is an effort in this direction. The phrase "the forgotten man" is not a mere political catchword but the expression of a fundamental social philosophy.

Our contention, then, is that we engineers have not only builded higher bridges across the chasms, but have furnished the materials for still higher bridges if the statesmen, economists, teachers can learn to use them.

THE EIGHTY-FIFTH IN A SERIES OF COLLECTIONS OF PHOTOGRAPHS
ILLUSTRATING VARIOUS MINOR ARCHITECTURAL DETAILS

ARCHITECTURE'S PORTFOLIO OF GOTHIC NICHES

*Subjects of previous portfolios are listed below
at left and right of page*



*Below are the subjects of
forthcoming Portfolios*

Curtain Treatment at
Windows
DECEMBER

Exterior Plasterwork
JANUARY

Church Doors
FEBRUARY

Fountains
MARCH

Modern Ornament
APRIL

Rustication
MAY

*Photographs showing interesting
examples under any of these head-
ings will be welcomed by the Edi-
tor, though it should be noted that
these respective issues are made up
about six weeks in advance of
publication date.*

❖ 1926
DORMER WINDOWS
SHUTTERS AND BLINDS

❖ 1927
ENGLISH PANELLING
GEORGIAN STAIRWAYS
STONE MASONRY TEXTURES
ENGLISH CHIMNEYS
FANLIGHTS AND OVERDOORS
TEXTURES OF BRICKWORK
IRON RAILINGS
DOOR HARDWARE
PALLADIAN MOTIVES
GABLE ENDS
COLONIAL TOP-RAILINGS
CIRCULAR AND OVAL WINDOWS

❖ 1928
BUILT-IN BOOKCASES
CHIMNEY TOPS
DOOR HOODS
BAY WINDOWS
CUPOLAS
GARDEN GATES
STAIR ENDS
BALCONIES
GARDEN WALLS
ARCADES
PLASTER CEILINGS
CORNICES OF WOOD

❖ 1929
DOORWAY LIGHTING
ENGLISH FIREPLACES
GATE-POST TOPS
GARDEN STEPS
RAIN LEADER HEADS
GARDEN POOLS
QUOINS
INTERIOR PAVING
BELT COURSES
KEYSTONES
AIDS TO FENESTRATION
BALUSTRADES

❖ 1930
SPANDRELS
CHANCEL FURNITURE
BUSINESS BUILDING ENTRANCES
GARDEN SHELTERS
ELEVATOR DOORS
ENTRANCE PORCHES

1930 ❖
PATIOS
TREILLAGE
FLAGPOLE HOLDERS
CASEMENT WINDOWS
FENCES OF WOOD
GOTHIC DOORWAYS


1931 ❖
BANKING-ROOM CHECK DESKS
SECOND-STORY PORCHES
TOWER CLOCKS
ALTARS
GARAGE DOORS
MAIL-CHUTE BOXES
WEATHER-VANES
BANK ENTRANCES
URNS
WINDOW GRILLES
CHINA CUPBOARDS
PARAPETS

1932 ❖
RADIATOR ENCLOSURES
INTERIOR CLOCKS
OUTSIDE STAIRWAYS
LEADED GLASS MEDALLIONS
EXTERIOR DOORS OF WOOD
METAL FENCES
HANGING SIGNS
WOOD CEILINGS
MARQUISES
WALL SHEATHING
FRENCH STONEMWORK
OVER-MANTEL TREATMENTS

1933 ❖
BANK SCREENS
INTERIOR DOORS
METAL STAIR RAILINGS
VERANDAS
THE EAGLE IN SCULPTURE
EAVES RETURNS ON MASONRY
GABLES
EXTERIOR LETTERING
ENTRANCE DRIVEWAYS
CORBELS
PEW ENDS





H. W. Rowe




Day & Klauder

Cram, Goodhue & Ferguson; Howard Shaw

Cass Gilbert







James Gamble Rogers




H. W. Rowe

Henry C. Pelton; Allen & Collens

James Gamble Rogers







Day & Klauder




*Cram, Goodhue
& Ferguson*



*Bertram G.
Goodhue*



Thomas Nash




James Gamble Rogers

*Cram, Goodhue
& Ferguson*




*Henry Otis
Chapman*

*Cram, Goodhue
& Ferguson;
Howard Shaw*






*Henry C. Pelton ;
Allen & Collens*



Charles Z. Klauder



*Henry C. Pelton ;
Allen & Collens*



Robert J. Reiley




Thomas P. Barber




*Henry C. Pelton ;
Allen & Collens*



Thomas Nash



Maginnis & Walsh



Cram, Goodhue & Ferguson



*F. De Lancey
Robinson*



*Henry D. Dagit
& Sons*




*Cram, Goodhue
& Ferguson*




Thomas Nash



*Grosvenor
Atterbury*



Cram & Ferguson



*Henry C. Pelton ;
Allen & Collins*



Maginnis & Walsh




August Noel




Cram, Goodhue & Ferguson

Henry C. Pelton; Allen & Collens







James Gamble Rogers




Edward L. Tilton


Charles Z. Klauder

*Bertram G. Goodhue; G. Goodhue Associates;
Walker & Weeks*







Maginnis & Walsh




Bertram G. Goodhue

Atlee B. & Robert M. Ayres

Cram, Goodhue & Ferguson






*Henry C. Pelton;
Allen & Collens*




Cram & Ferguson



*Thomas Nash;
Karl Bitter*




Thomas P. Barber




*Mayers, Murray
& Phillip*



Rosario Candela





Henry C. Pelton ; Allen & Collens



Bertram G. Goodhue

Bertram G. Goodhue Cram, Goodhue & Ferguson



Built-in conduit connects five telephone outlets in the residence of Mr. Walt Disney, 4053 Woking Way, Los Angeles, California. There is a sixth outlet beside the swimming pool. F. SCOTT CROWHURST, Los Angeles, was the architect.



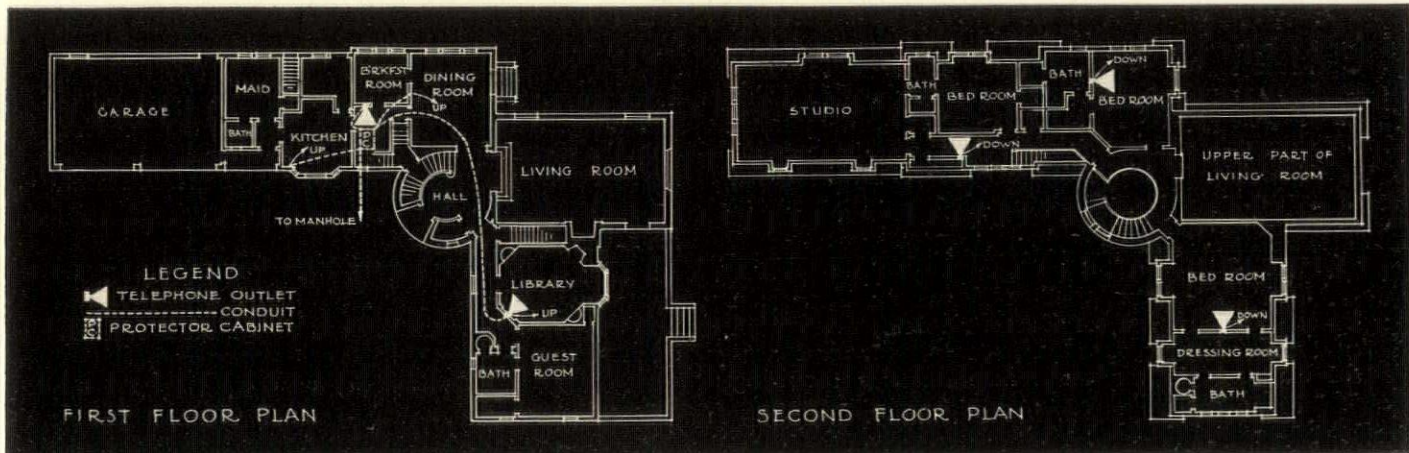
SIX TELEPHONE OUTLETS IN THE HOME OF MICKEY MOUSE!

HIGH above Los Angeles, is the handsome new home of Mr. Walt Disney, creator of Mickey and Minnie Mouse, those inimitable, international movie stars. Its telephone arrangements were pre-planned and built-in.

There are two telephone outlets on the first floor, three on the second, and another beside the swimming pool (not shown in picture or plans). Strategically placed, the six outlets save time and steps for all the household. No rushing upstairs or down. Telephones are always close at hand . . . with complete privacy for private conversations.

Telephone conduit, included in walls and floors during construction, conceals all wiring and assures freedom from most types of service interruptions. New outlets can easily be added, or old ones moved, if and when the need arises.

Telephone convenience is a natural, necessary feature of modern, livable homes. Telephone companies maintain trained staffs to assist architects in developing efficient telephone arrangements. There is no charge whatever. Just call the local Business Office and ask for "Architects' and Builders' Service."





ARCHITECTURE'S SERVICE BUREAU FOR ARCHITECTS



ARCHITECTS AND EVERY ONE INTERESTED WILL FIND HERE THE LATEST AND MOST UP-TO-DATE INFORMATION ON BUILDING EQUIPMENT AND ACTIVITIES IN THE INDUSTRY. THESE PUBLICATIONS MAY BE HAD BY ADDRESSING ARCHITECTURE'S SERVICE BUREAU FOR ARCHITECTS, 597 FIFTH AVENUE, NEW YORK. OUR SERVICE BUREAU WILL OBTAIN ANY OTHER CATALOGUES OR DATA YOU REQUIRE.

REVOLVING MECHANISMS

The Merkle-Korff Gear Co., of 213 North Morgan Street, Chicago, announces a line of revolving mechanisms that are used primarily in retail windows and interior display animation. Those of you who have been to the World's Fair were no doubt attracted to the exhibits showing models of store windows with circular fronts conforming with circular floors whose revolving was actuated by Merkle-Korff Flexo-Action revolving mechanisms. Before going further with designs for shop fronts and interiors you will want to know more about this equipment. It will be increasingly in demand as anything that will help make a sale is always wanted.

KITCHEN DEBUT

The Philadelphia Gas Works Co. is sponsoring a new kitchen planning service in co-operation with manufacturers of various materials and equipment for kitchen use. It announces in connection with this service, the opening of the Kitchen Planning Headquarters on the second floor of the Architects Building, 17th and Samson Streets, Philadelphia. Four complete kitchens are on display, all unusual and varying in size, style, color, and price. Interested visitors are welcome.

VENTILATORS AND SMOKE COWLS

A folder from the United States Ventilator and Power Corporation, of Boston, Mass., 184 Summer Street, describes the uses of "S" Rotor Ventilators for all ventilation purposes and "S" Rotor Smoke Cowls. They emphasize the manufacture in America of American materials and their slogan is "Always Working." A test comparison chart is included.

CORRECT LIGHTING

The Edwin F. Guth Co., of St. Louis, emphasizes in a descriptive leaflet the need of correct lighting to make vision fast and accurate. It recommends engineering eye-ease into your lighting. Guth Super-Illuminators are scientifically constructed as well as ornamental, to give low-cost, shadowless light. Their engineering department cheerfully co-operates with you in the planning of efficient lighting.

WORLD'S FASTEST ELEVATORS

A release prepared by Harold C. Hichock, of the Engineering Division of the Westinghouse Elevator Co., gives data on the Rockefeller Center passenger elevators which substantiates their claim to being the fastest passenger elevators in the world. With 24 of the 75 Westinghouse elevators in the main building operating at 1200 feet per minute they are said to be probably the safest as well. The speed of travel, simple operation, and devices for safety make this article interesting reference reading.

"ROSS" DECALORATOR

A. I. A. file No. 32-C-31 from the American Blower Corporation, of Detroit, Mich., deals with the value of the "Ross" Decalorator for air conditioning and process work in industries requiring

chilled water at temperatures from 35° to 60° F. Concise information and dimensional tables make this file useful.

BARS, SHAPES AND PLATES

A new catalogue of bars, shapes, plates, and semi-finished steel has just been published by the Inland Steel Co., of Chicago, First National Bank Building. This new edition incorporates all the up-to-date changes in extras and includes data on tolerances and sizes of all standard Inland products.

INTERLOCKING CHANNEL FLOOR

The Belmont Iron Works, of 22d Street and Washington Avenue, Philadelphia, issues a fully illustrated and tabled brochure on the Belmont Rolled Structural Steel Interlocking Channel Floor. This floor is described as an assembly of rolled structural steel channels or other shapes, placed alternately flanges up and flanges down, with the flanges interlocking and securely arc-welded. Specifications and load tables make a very complete catalogue of information. It is the latest thing for highway and railroad bridge decks as well as modern building floors.

ALUNDUM AGGREGATE

A. I. A. file No. 3-d-5 is a folder of data and specifications on Alundum Aggregate issued by the Norton Company, of Worcester, Mass. Besides characteristics and fields of usefulness, specifications in detail are included for monolithic terrazzo, precast terrazzo, and precast tile.

BRUNSWICK AGENTS


The Brunswick-Balke-Collender Co., manufacturers of bar fixtures and equipment, announces the appointment of the following distributors for your convenience: R. Cooper, Jr., 221 North La Salle Street, Chicago, Ill.; North Lumber Company, Kalamazoo, Mich.; East Tennessee Electric Company, 612 East Depot Street, Knoxville, Tenn.; L. C. Wiswell Company, 822 South Michigan Avenue, Chicago, Ill.; Patterson and Hoffman, Oklahoma City, Okla.; D. T. Lansing Company, Inc., 342-350 Gibson Street, Scranton, Pa.; John Van Benschoten, Inc., 14-24 Catherine Street, Poughkeepsie, N. Y.; The Post and Lester Company, 89 Broadway, Providence, R. I.; The Tri State Electric Company, 407 East 8th Street, Sioux Falls, S. D.; The Albany Garage, Inc., 28 Howard Street, Albany, N. Y.; Ben E. Keith Co., Fort Worth, Tex.; Automobile Sales Company, Inc., 259 Monroe Avenue, Memphis, Tenn.; Rackliffe Brothers Co., Inc., Park and Bigelow Streets, New Britain, Conn.; Loubat Glassware and Cork Co., 510 Bienville Street, New Orleans, La.

SEAL-ECTED GLASS

All glass made by the Gleason-Tiebout Glass Company now bears an identifying seal which readily protects you against imitations or products of lesser quality.




(Continued on page 12)

COLOUR






A MANUAL OF ITS THEORY AND PRACTICE

By H. Barrett Carpenter

-  **The Author:** Since this book was first published — this being the third edition, revised and enlarged, with additional plates — its author has been acclaimed a master and leader of the vitally important study of colour. What he modestly termed “suggestions” have been tried out and proven with triumphant success in workshop, studio, and school.
-  **The Book:** The late Mr. H. Barrett Carpenter’s manual has long been considered a standard text-book, and its utility to artists and students has been widely recognized over a period of nearly twenty years. In this new edition the book has been thoroughly revised and considerably extended. The old plates have been remade to a more exact standard, and new ones have been included which present for the first time a wide range of applied color examples in varied manifestations of decorative art. Useful, explanatory, and analytical notes relate these to the main arguments of the author.
-  **Price, \$2.75**

Practical Engraving and Etching

By E. G. Lutz

-  **The Author:** His books on practical phases of drawing, art, lettering, landscape painting, and almost a dozen art subjects are among the most popular of their kind. He is a born teacher through the printed word.
-  **The Book:** In this new volume of his well-known “Practical Series,” Mr. Lutz gives complete instruction in the art of making linoleum blocks, wood engravings, woodcuts made on the plank, and explains etching and aquatint processes. It is a book especially designed for the student and the amateur, although the experienced craftsman will find its pages of interest and value. There is not a single one of these difficult processes that Mr. Lutz doesn’t reduce to its very simplest terms in his text and through his amazingly clear illustrations. For the beginner it will be of great value, as Mr. Lutz shows how engraving and etching outfits may be constructed and assembled without great cost and in ordinary surroundings.
-  **Price, \$2.**

CHARLES SCRIBNER’S SONS, New York

ARCHITECTURE AND ARCHITECTURAL BOOKS



Reproduction of a XIIIth Century Panel executed by

Louis C. Tiffany Studios
Stained Glass Windows
Mosaics, Indoor Memorials
Church Decorations
Monuments, Mausoleums
 46 West Twenty-Third Street, New York City

Just One of Many



No. 2631
 Semi-Recess

With Glass
 Filler

• This modern and sanitary Halsey Taylor fixture is but one of many new designs that have met with the favor of architects and building owners everywhere. Receptor located above rim to meet all American Public Health Association regulations. And of course, distinctive and practical automatic stream control and two-stream projector. Design, economy, sanitation!

THE HALSEY W. TAYLOR CO. • WARREN, OHIO

HALSEY TAYLOR
Drinking Fountains

BRONZE ORNAMENTATION

Those of you who are not already on the mailing list for the regular bulletin of the Copper and Brass Research Association should by all means send your name in now and not miss any further issues. They are worth while. This month's issue contains interesting material on the bronze spandrels used in the new \$7,000,000 Bronx County Court House, data on application of copper in the new \$4,000,000 Christian Science Publishing Building, in Boston, and data on America's first copper house. Send in your name to the Association at 25 Broadway, New York.

STEAM BOILER PROTECTION

Recognizing the hazards of low-water conditions in steam-fired boilers and the necessity of safeguards against their being fired dry, the Minneapolis-Honeywell Regulator Co., of Minneapolis, Minn., has developed a new bellows-sealed packless construction low-water cutoff, duplex switch, and water feeder. These automatic controls give the required safeguards against low-water conditions of automatically fired boilers and at a cost within the reach of present-day pocketbooks. The low-water cutoff and duplex switch are now available for any pressure or vacuum up to twenty-five pounds.

"OUR NEW HOME IS FIREPROOF"

The quotation is from Mrs. Leo Weeks, of Des Moines, Iowa, who takes you on a hospitable tour of inspection of her modern home in the pages of an attractive booklet published by the Portland Cement Association, 33 West Grand Avenue, Chicago. The \$20,000 home of Mr. and Mrs. Weeks was destroyed by fire and this new home "designed for living," listed in the \$5000-\$7000 class, was designed by architect Amos B. Emery, of Des Moines. It is built with fireproof walls and floors. Write for copy of this attractive booklet and see why Mrs. Weeks considers this the most livable home they have ever owned.

GAS-ELECTRIC SETS

Copies of C. 1959-a entitled "Gas-Electric Sets for Every Application," published by the Westinghouse Electric Mfg. Co., are now available. This publication is a revised twelve-page circular describing and illustrating the features of these sets ranging in size from 800 watts to 100 kv-a, and are applicable wherever auxiliary or standby power is needed. They are especially designed for hotels, theatres, schools, radio stations, and airports.

EMERSON MOTOR

The Emerson Electric Manufacturing Co., of 2018 Washington Avenue, St. Louis, announces its new capacitor start, induction-run Emerson motor, available in $\frac{1}{8}$, $\frac{1}{6}$, $\frac{1}{5}$, $\frac{1}{4}$, $\frac{1}{3}$ H.P. sizes with resilient or rigid base mountings. It is said to be a major improvement for refrigerator service and wherever high starting torque and quietness are needed.

STAINLESS CLAD STEEL

The Ingersoll Steel & Disc Co., of 310 South Michigan Avenue, Chicago, division of the Borg-Warner Corp., has just issued literature illustrating many applications of Ingoclad stainless clad steel. The folder deals with the application of Ingoclad in almost every phase of the metal working and process industries where the corrosion resistance and sanitation of stainless steel are desired, combined with low cost of the fabricated product.

METAL WALL TRIM

Wooster Products Co., Inc., of Wooster, Ohio, releases news of a metal wall trim which is especially adaptable to the mounting of Bakelite Laminated wall board material. The trim is available in highly polished and satin effects as well as in standard colors. Its installation is said to be achieved in three easy operations.

SOUND-PROOF DOOR

Irving Hamlin, patentee and manufacturer of the Evanston Sound-Proof Door, has issued a new file containing details of improvements on the door. Details of construction, tests, cross-sectional views, and other important data are included. Copies may be secured from Mr. Hamlin direct at 1500 Lincoln Street, Evanston, Ill., or on request through this bureau.

ELECTRIC WATER HEATER

Westinghouse electric water heaters, designed in types and sizes to meet every central station load condition and great variety of applications of the consumer, are very adequately described and illustrated in latest Westinghouse Electric & Mfg. Co.'s catalogue No. 282-A. Cross-cut drawings are shown for the various models as well as specification directions. The stressed features are too numerous to mention here, but the thirty of them are worth talking about. The catalogue is of convenient file and reference size. Copies available from the Westinghouse Technical Press at East Pittsburgh, Pa., or on request through this bureau.

PERSONNEL ANNOUNCEMENT

Warren Webster & Co., Camden, N. J., announces the appointment of Mr. L. A. Bernert as manager of their Birmingham, Ala., office with quarters in the Watts Building.

WHAT HEATER COSTS?

A bulletin of list prices covering Convectofin Built-In Heaters has just been published by the Commodore Heaters Corp., 11 West 42d Street, New York City. Complete price information is furnished, together with drawings of seven typical installation types so that any one can readily determine in advance what heater costs will be for any type and any size. General terms and conditions and complete tables of effective heating capacities are also included in the bulletin.

MULTI-V-TYPE AIR FILTERING


The Staynew Filter Corporation, of Rochester, N. Y., has just published a folder descriptive of its newly patented air filter. The separate formation of V's result in a filtering surface of twenty-seven times the face area. The units (while in place) can be easily cleaned with a vacuum cleaner. You will be interested.

RUBEROID

Announcement has been received from the Ruberoid Co., of New York, of their acquisition of Newmarble and Newtile, products formerly manufactured by Asbestos, Ltd. Newmarble is an asbestos panel simulating marble, and Newtile is asbestos tiling in sheet form. An important factor concerning these products is that both color and design are an actual and integral part of the sheet itself. They will be henceforth marketed under the trade names of Ru-Ber-Oid Newmarble and Ru-Ber-Oid Newtile.

PECORA

MORTAR STAINS



For this Kansas City residence, Hy-tex Old English and Mosaic Brown Oxford mixed bricks were supplied by Hydraulic Brick Co., St. Louis, Mo. Pecora Mortar Stains can be used advantageously with this or any other style of brick.

Where Color is Needed

FOR the exterior of residences, for fireplaces, for porch enclosures, for lobbies—in fact, wherever masonry is laid up with mortar—the appearance can be greatly improved by the use of Pecora Mortar Stains.

It costs very little to include these dependable mortar stains in your brickwork specifications, and the opportunity for colorful contrasts, well selected blending of tones, is almost unlimited.

There are 12 standard Pecora colors to choose from, colors that are rich, uniform and fadeproof. Supplied in paste form ready to be mixed with either lime or cement mortar. Pecora Mortar Stains do not cause or increase efflorescence.

For further details see Sweet's Catalog or write direct to us.



Pecora Paint Company

Fourth and Glenwood Avenue
PHILADELPHIA, PA.

Established 1862 by Smith Bowen

ALSO MAKERS OF PECORA CALKING COMPOUND

ADVERTISERS' INDEX

WHAT TO SPECIFY

WHERE TO BUY

IF YOU ARE INTERESTED IN OBTAINING THE CATALOGUES OF ANY OF THE ADVERTISERS IN THIS ISSUE OF ARCHITECTURE (AS LISTED BELOW) LET ARCHITECTURE'S SERVICE BUREAU SEND THEM TO YOU. ANY ADDITIONAL DATA CONCERNING THE INDUSTRY THAT THE READERS OF ARCHITECTURE REQUIRE WILL GLADLY BE COMPILED FOR THEM BY OUR SERVICE BUREAU.

	PAGE
American Telephone & Telegraph Company.....	9
Brunswick-Balke-Collender Company, The ..	2d Cover
Byers Company, A. M.	6
Clark, Inc., Peter	15
Cutler Mail Chute Company	14
Faber Pencil Company, Eberhard	8
Libbey-Owens-Ford Glass Company	5
Otis Elevator Company	16
Pecora Paint Company	13
Scovill Manufacturing Company.....	3d Cover
Scribner's Sons, Charles	11-15
Swartwout Company, The	16
Taylor Company, Halsey W.	12
Tiffany Studios, Louis C.	12
Truscon Steel Company	16
Virginia Craftsmen, Inc.	15
Wallace & Tiernan Company	4th Cover
Westinghouse Electric Elevator Company	1
Youngstown Sheet & Tube Company	3

REFER TO PAGE 10 FOR ANNOUNCEMENTS OF THE MOST UP-TO-DATE PUBLICATIONS OF MANUFACTURERS.

MODERNIZE with a CUTLER MAIL CHUTE



Expected as a matter of course in the modern office building or apartment.

It guarantees to the tenant up-to-date service and saves the owner its cost in reduced elevator operation.

Full information, details, specifications and estimates on request.

CUTLER MAIL CHUTE CO.

General Offices and Factory
ROCHESTER, N.Y.

STATEMENT OF THE OWNERSHIP, MANAGEMENT, ETC., REQUIRED BY THE ACT OF CONGRESS OF MARCH 3, 1933.

Of ARCHITECTURE, published monthly at New York, N. Y., for October 1, 1933. State of NEW YORK, County of NEW YORK.

Before me, a NOTARY PUBLIC in and for the State and county aforesaid, personally appeared CARROLL B. MERRITT, who, having been duly sworn according to law, deposes and says that he is the BUSINESS MANAGER OF ARCHITECTURE, and that the following is, to the best of his knowledge and belief, a true statement of the ownership, management, etc., of the aforesaid publication for the date shown in the above caption, required by the Act of March 3, 1933, embodied in section 537, Postal Laws and Regulations, to wit:

1. That the names and addresses of the publisher, editor, managing editor, and business manager are:

PUBLISHER: Charles Scribner's Sons 597 Fifth Ave., New York, N. Y.
 EDITOR: Henry H. Saylor 597 Fifth Ave., New York, N. Y.
 MANAGING EDITOR: None
 BUSINESS MANAGER: Carroll B. Merritt 597 Fifth Ave., New York, N. Y.

2. That the owners are: (If owned by a corporation, its name and address must be stated and also immediately thereunder the names and addresses of stockholders owning or holding one per cent or more of total amount of stock. If not owned by a corporation, the names and addresses of the individual owners must be given. If owned by a firm, company, or other unincorporated concern, its name and address, as well as those of each individual member, must be given.)

Charles Scribner's Sons 597 Fifth Ave., New York, N. Y.
 Charles Scribner 597 Fifth Ave., New York, N. Y.
 E. T. S. Lord 597 Fifth Ave., New York, N. Y.

3. That the known bondholders, mortgagees, and other security holders owning or holding 1 per cent or more of total amount of bonds, mortgages, or other securities are: . . . None.

4. That the two paragraphs next above giving the names of the owners, stockholders and security holders, if any, contain not only the list of stockholders and security holders as they appear upon the books of the company but also, in cases where the stockholder or security holder appears upon the books of the company as trustee or in any other fiduciary relation, the name of the person or corporation for whom such trustee is acting, is given; also that the said two paragraphs contain statements embracing affiant's full knowledge and belief as to the circumstances and conditions under which stockholders and security holders who do not appear upon the books of the company as trustees, hold stock and securities in a capacity other than that of a bona fide owner; and this affiant has no reason to believe that any other person, association, or corporation has any interest direct or indirect in the said stock, bonds, or other securities than as so stated by him.

CARROLL B. MERRITT, *Business Manager.*

Sworn to and subscribed before me this 27th day of September, 1933.

JOSEPH H. POLI,
 Notary Public, Nassau County
 Certificate filed in New York County
 Clerk's No. 114, Register's No. 4P65
 Commission expires March 30, 1934.

For Dependable Mass Transportation

SHONNARD MOTOR STAIRWAYS

Passengers do not step DOWN to board, or step UP or SIDEWISE to leave the Shonnard Motor Stairway. Steps arrive FLUSH with landings to take on or discharge passengers exactly at floor level.

This is an exclusive patented feature of these stairways. It makes them easy to use and reduces delay at the terminals — more passengers are served per unit of time or space.

MANUFACTURED BY

PETER CLARK, INC.

540 West 30th Street

NEW YORK, N. Y.

Established 1905

NO INCLINED SURFACE AT EITHER LANDING



ENTIRELY



LEVEL



Three Practical Books

By
DeWitt C. Pond

Concrete Construction for Architects

Fully illustrated with drawings of special engineering features. Authoritative and up-to-date. \$4.00

An Architect's Simple Engineering Problems

A book for ready reference, which readily solves the every-day problems that confront the architect, draftsman, and student. 23 figures. \$1.50

Drafting-Room Mathematics

The difficult daily problems of the drafting-room simply and clearly explained for the draftsman and architect. 46 figures. \$2.50

CHARLES SCRIBNER'S SONS

597 Fifth Avenue, at 48th St.

New York



DEARBORN INN

Dearborn, Michigan

A substantial part of the furniture for this now famous Inn was supplied by The Virginia Craftsmen

OUR thorough knowledge of the requirements of restoration work and special projects of all kinds, and our exceptional facilities for executing such work, are freely offered to architects and decorators.

Among recent projects in which the Virginia Craftsmen participated are:

TAP ROOM, HOTEL LEXINGTON, N. Y. C.

MORRIS PLAN BANK—RICHMOND, VIRGINIA

YALE UNIVERSITY ROOMING PLAN

BALTIMORE COUNTRY CLUB—BALTIMORE, MD.

May we send you our literature?

VIRGINIA CRAFTSMEN INC.

Harrisonburg, Virginia

Craft House
Harrisonburg, Va.

VIRGINIA
CRAFTSMEN
REPRODUCTIONS

59 East 52nd St.
New York

**BON
MARCHÉ**
STEEL-BILT
STORE



Woodworth & Loree, Architects
Ann Arbor, Mich.

**AUTO
SERVITORIUM
SUPER
SERVICE STATION**



These Buildings provide colorful and compelling attraction together with every modern, efficient merchandising feature. A striking display of brilliant porcelain and glass sidewalls combines with steel frames, doors and windows, steeldeck roofs and insulated partitions to make permanent, firesafe and individualized buildings in a wide variety of types, sizes and combinations. Write for suggestions, estimates and full details.

TRUSCON STEEL COMPANY, YOUNGSTOWN, OHIO
Sales and Engineering Offices in Principal Cities


**New Steel
Building
Developments
with Brilliant
Glass and Porcelain
Sidewalls**

SWARTWOUT VENTILATORS

ARE WIDELY KNOWN—

They have been used on all classes of building for over thirty years. They render positive ventilation. They give continuous, trouble-free service. They move more air per minute per dollar than any other ventilator. For typical installation views and general specifications send for a copy of

"The Gospel of Fresh Air"



SWARTWOUT ROTARY BALL BEARING **VENTILATORS**

The Swartwout Company

18527 Euclid Ave. Cleveland, O.

**every
step from
manufacture
to
maintenance**

OTIS

**ELEVATOR
COMPANY**

339 OFFICES THROUGH

OUT THE WORLD