


# BUILDING NEWS




*Paul J. Weber*

**From Boston's classicists, a new use of Greek Revival . . .**

ARCHITECTURAL  
RECORD

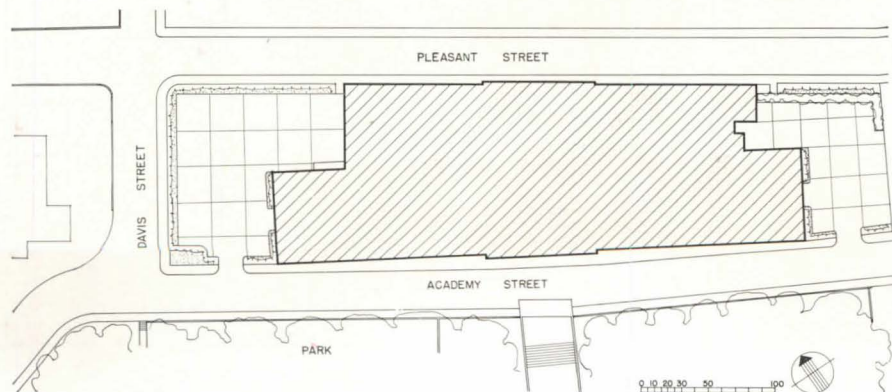
COMBINED WITH  
AMERICAN ARCHITECT AND ARCHITECTURE

# MODERN AND NEO-GREEK COMBINED IN NEW ENGLAND HIGH SCHOOL



Paul J. Weber

Front elevation from park



Plot plan

COOLIDGE SHEPLER  
BULFINCH and ABBOTT  
Architects

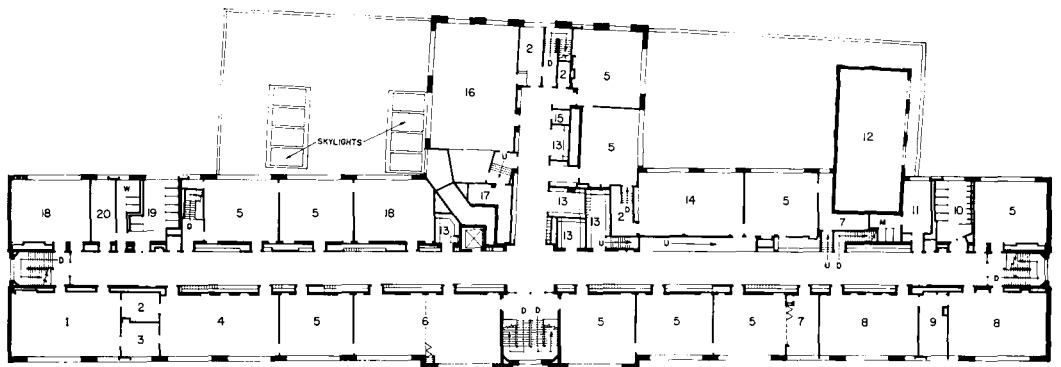
A BOSTON FIRM, long famous for its precise rendering of the Colonial and Georgian vernacular at Harvard University, has recently completed the new building for the Fitchburg (Mass.) High School. Shifting the medium somewhat, the architects here employed a greatly simplified Greek Revival, which permits the juxtaposition of Classic and contemporary detail (pedimented doorways alongside horizontal spandrels and muntins) in such a fashion as materially to reduce the "fussiness" often found in designs employing the Colonial vernacular.

Plan of the building—which replaces an earlier school destroyed by fire—was determined by a small and irregular plot. Although a street separates them, the school overlooks and its students use the city park to the south. The slope of the plot is such that direct access to both auditorium and gymnasium is provided to the north, while main entrances and classroom areas are on the lower level to the south. This ground floor is largely given over to administrative staff and gymnasium activities, while classroom areas are concentrated along the southern front of the top floors. A maximum student population of 1,600 is thereby provided.

Exterior walls of the school are of red water-struck brick with Fitchburg granite trim. The cornice is leaded copper with wood and copper cupola; soffits of all cornices are painted vermilion. The entire structure is second-class fireproof construction, fully sprinkled, with first-class fireproof construction in all corridors and stairways. The school is almost entirely heated by warm air circulated by ducts from a central heating plant.

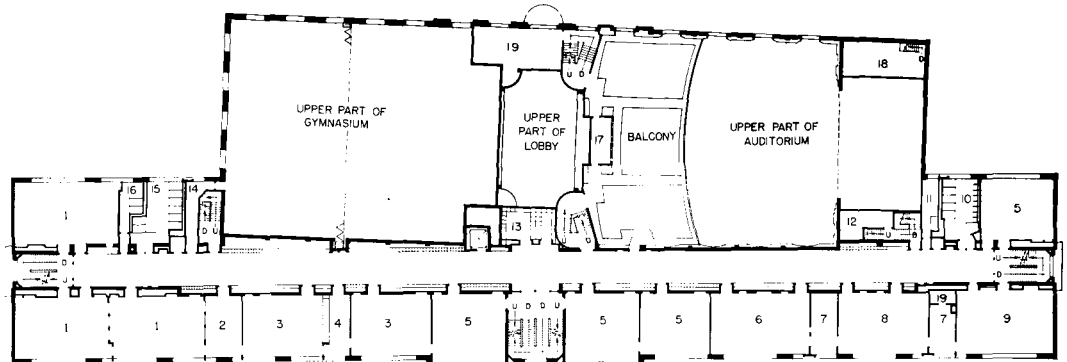
1st floor

- Food laboratory
- Stores
- Demonstration
- Stitching laboratory
- Classroom
- Study
- Office and bookroom
- Biology laboratory
- Preparation
- Boys' toilet
- 11. Men teachers
- 12. Scenery hoists
- 13. Locker alcove
- 14. Freehand drawing
- 15. Rectifier
- 16. Oral English and music
- 17. Instrument room
- 18. Bookkeeping
- 19. Girls' toilet
- 20. Girls' rest room



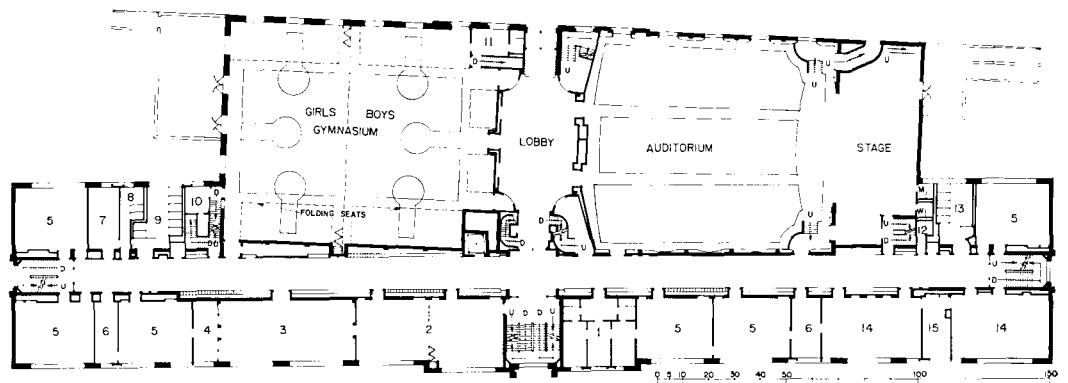
2nd floor

- Typewriting
- Office machines
- Bookkeeping
- Bank
- Classroom
- Physics laboratory
- Prep room
- Lecture room
- Chemistry laboratory
- 10. Boys' toilet
- 11. Men teachers
- 12. Dressing room
- 13. Locker alcoves
- 14. Bookroom
- 15. Girls' toilet
- 16. Women teachers
- 17. Projection booth
- 18. Fly floor
- 19. Storage



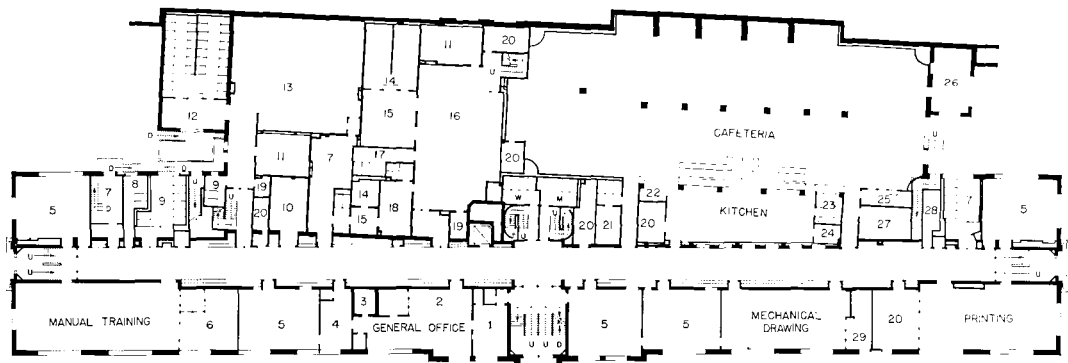
3rd floor

- Health suite
- Study
- Library
- Stacks
- Classroom
- Bookroom
- Women teachers
- 9. Girls' toilet
- 10. Girls' instructors
- 11. Boys' instructors
- 12. Men teachers
- 13. Boys' toilet
- 14. Biology laboratory
- 15. Preparation



4th floor

- Principal
- Waiting space
- Hall
- Asst Principal
- Classroom
- Finishing room
- Sanitor
- Women teachers
- Girls' toilets
- umber storage
- Corrective room
- Girls' showers
- Girls' dressing
- Boys' showers
- 15. Boys' drying
- 16. Boys' dressing
- 17. Boys' toilet
- 18. Visiting team
- 19. Towels
- 20. Storage
- 21. Help's lockers
- 22. Ice cream
- 23. Dishwashing
- 24. Office
- 25. Candy shop
- 26. Teachers' dining
- 27. Fan room
- 28. Men teachers
- 29. Blueprinting




## FITCHBURG HIGH SCHOOL




*Photos by Paul J. Weber*

East and west wings repeat the central motif on the front.



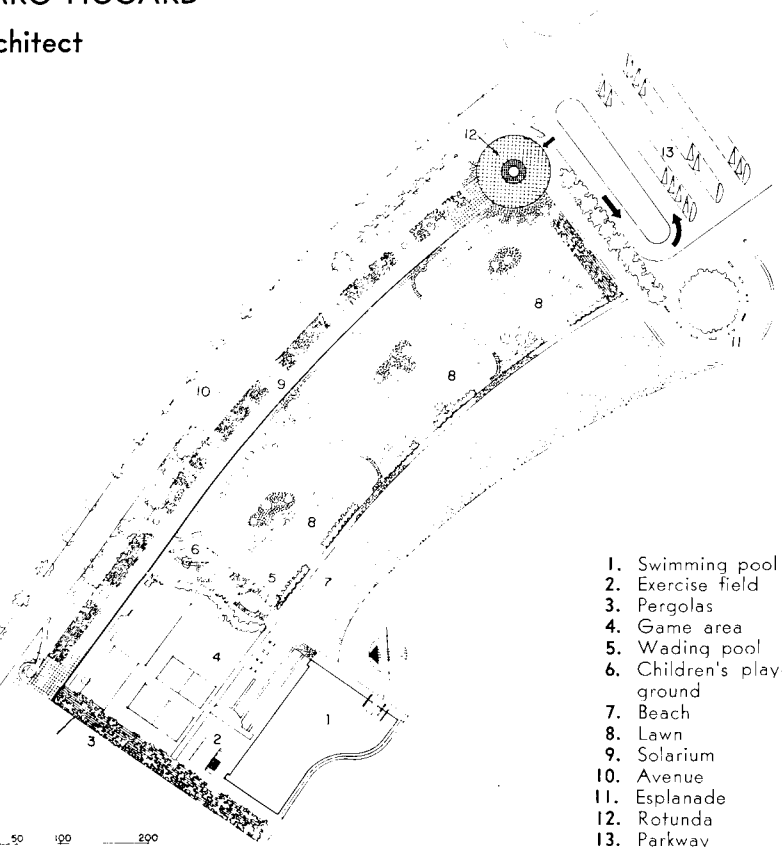
An unusually well-equipped stage serves the large auditorium. The decorative dado is of alternate veneers of birch and maple. Ceilings are acoustically treated and have recessed lighting.



Alonkemyer

**BEACH PARK IN SWITZERLAND CLAIMED FROM BOTTOM OF LAKE**

**ARC PICCARD**  
 Architect



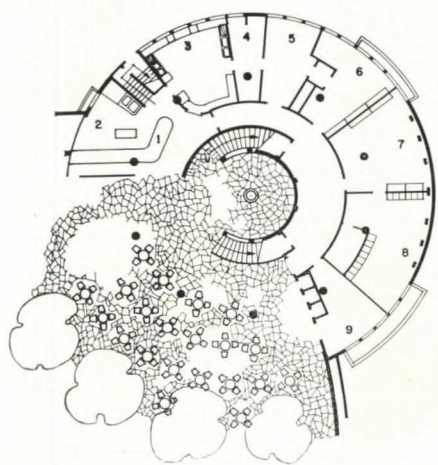
BELLERIVE is a new beach park on Lake Geneva, west of the city of Ouchy. It is one of what will eventually be a great chain of parks, playgrounds, and other public projects extending eastward from this point to the city. A network of roads, wharves, and esplanades will assure easy communication with the city.

The entire beach at Bellerive, about 200,000 sq. ft. in area, has been dredged from the bottom, and lies lakeward of the natural shore line. On the side nearest the city are quays and a parking area for automobiles. Entrance to the park is by way of a circular building in which are located a restaurant and general personal services. From this rotunda there is direct access at each floor level to a three-story bathhouse which extends parallel with the beach for about 800 ft. On the west a leaf-shaded pergola leads from bathhouse to pool. In the great central space between beach and cabins are game areas, lawns, and paved rest spots; further growth of recently planted trees will, in time, give this area a more verdant appearance.

Photos by Monkemeyer

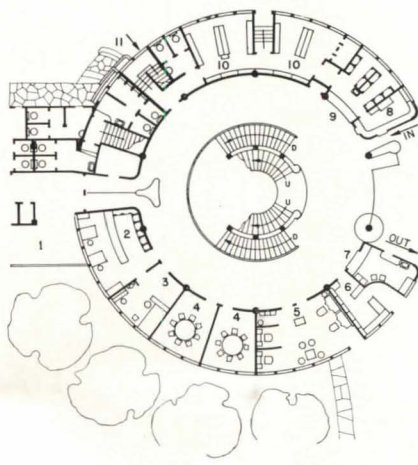


Rotunda at northeast corner of park. The ground story of the building opens on a lower grade beyond retaining at left. A restaurant occupies the top story and opens directly onto the bathhouse sun terrace, which extends length of the beach. Entrance to bathhouse is on first floor; persons at right are awaiting admission.



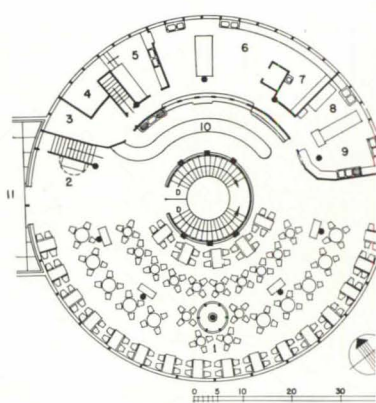
**Ground floor**

- 1. Buffet
- 2. Office
- 3. Scullery
- 4. Cellar
- 5. Beer
- 6. Wine cellar
- 7. Employees' dining room
- 8. Linen
- 9. Rentable articles



**First floor**

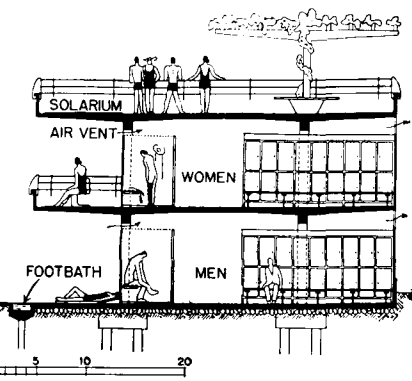
- 1. Balcony, women's section
- 2. Office
- 3. Bath sup't.
- 4. Salon
- 5. Hairdresser
- 6. Tobacco
- 7. Soiled linen
- 8. Ticket office
- 9. Clean linen
- 10. Steward
- 11. Service entrance




**Second floor**

- 1. Restaurant
- 2. Grill
- 3. Storeroom
- 4. Cooling room
- 5. Cold foods
- 6. Kitchen
- 7. Bakery
- 8. Food preparation
- 9. Dishwashing
- 10. Buffet
- 11. Sun terrace

# WISS BEACH PARK



Men's cabins at ground level, women's cabins above, sun terrace on top; spiral stairways at regular intervals



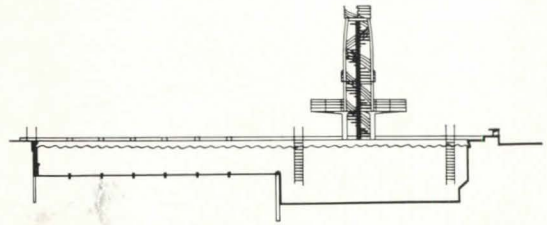
One of the many paved and shaded rest areas for nonbathers



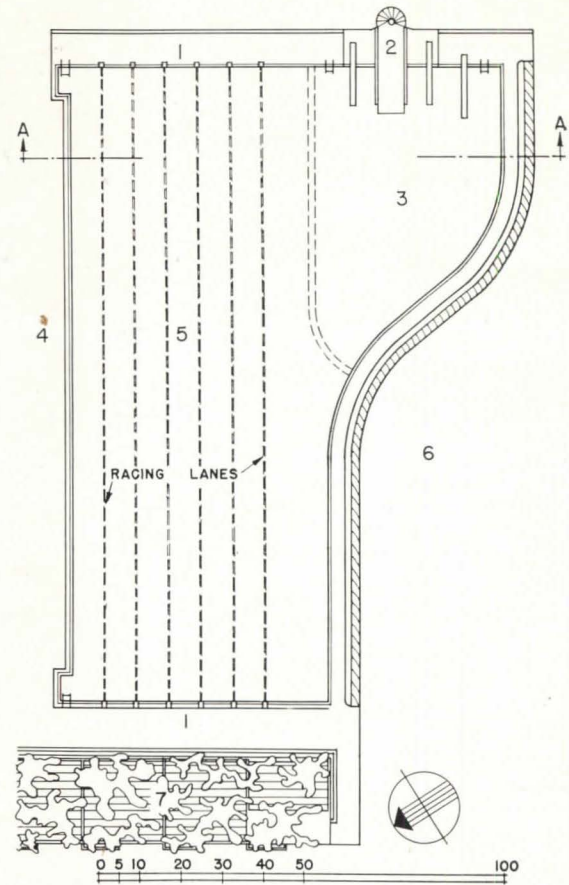
Photos by Monkemeyer



## SWISS BEACH PARK



Section of pool



Plan of pool

- |                      |                     |
|----------------------|---------------------|
| 1. Starting platform | 4. Beachside        |
| 2. Diving tower      | 5. Swimming section |
| 3. Diving area       | 6. Lakeside         |
|                      | 7. Pergola          |



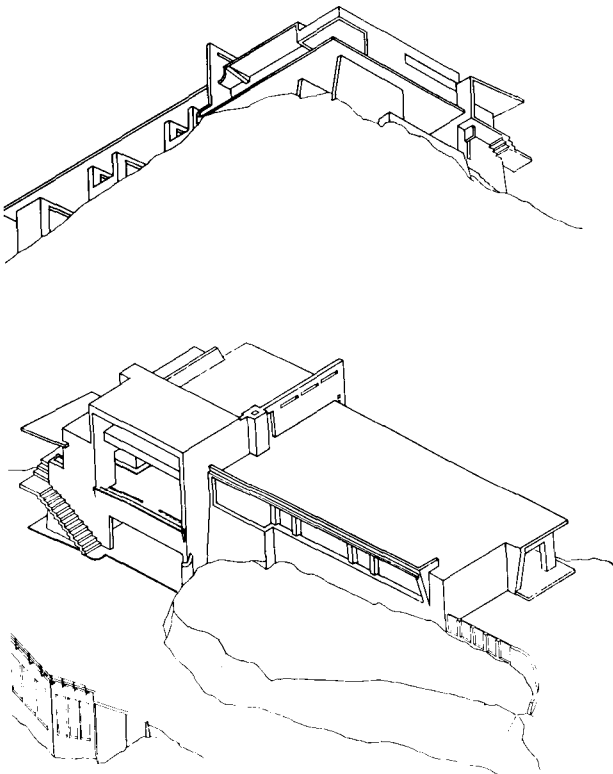


Paul Mooney

## HOUSE FOR WRITER AFFORDS PRIVACY AND SPECTACULAR VIEW

ALEXANDER LEVY

Designer

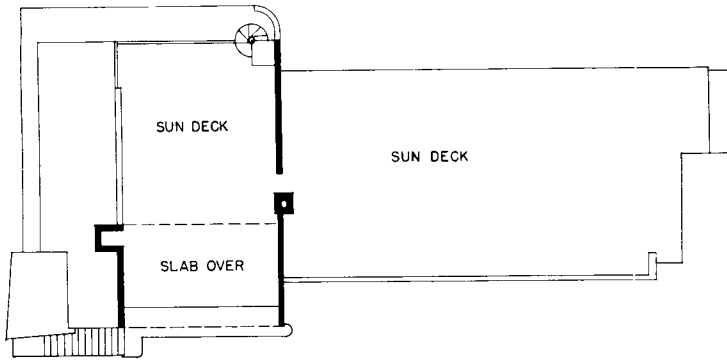


FIVE HUNDRED feet sheer above an ocean-inlet canyon at Laguna Beach, California, is the house of Richard Halliburton, writer and traveler. At the top of a steep roadway a 17-ft. retaining wall, hooked back into the bedrock, supports a level area from which the work of building was done. The site affords spectacular views in three directions—eastward through an uninhabited canyon to the mountains 80 miles away, northwest along the coast for 70 miles, and southwest across the Pacific for more than 60 miles. Every room in the house controls an ocean view and a canyon view.

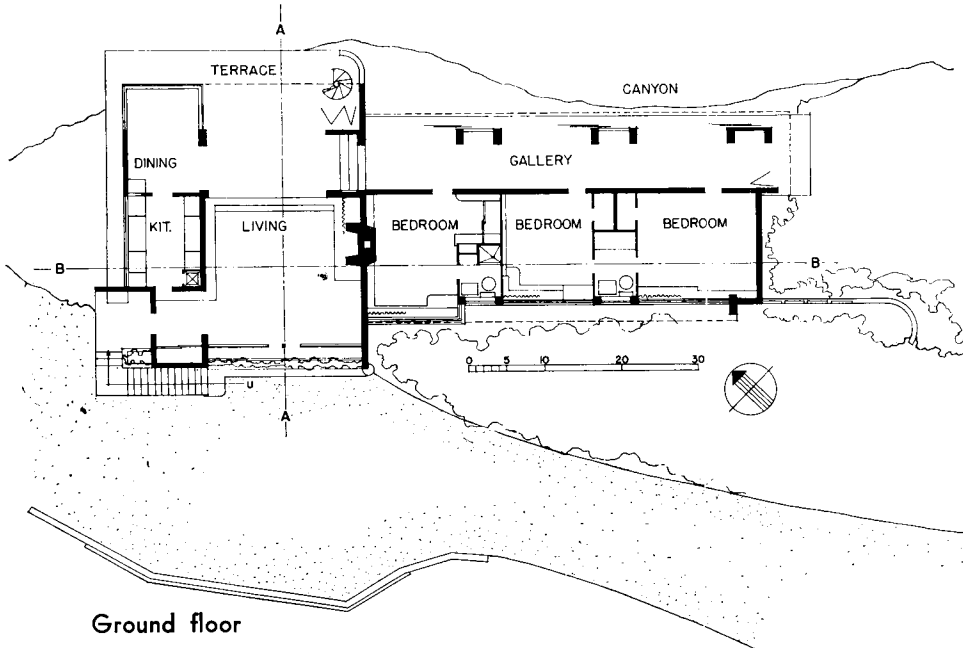
The house is in earthquake country, sparsely settled and without adequate fire protection; therefore, concrete was indicated as the construction material. The use of reinforced concrete has made possible a lightness of structure and a width of span which permits maximum exploitation of the view.

BUILDING  
NEWS

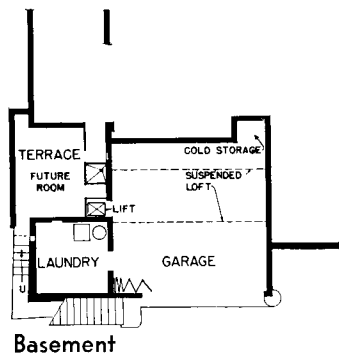
47



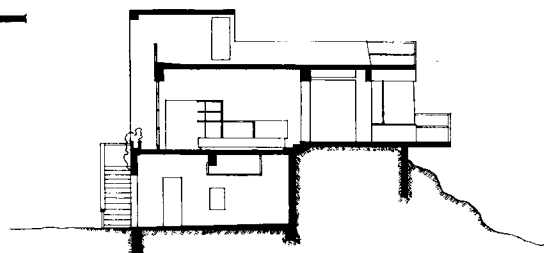
Roof plan



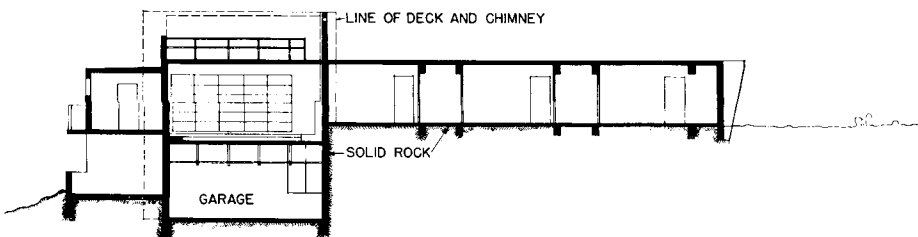
Ground floor



Basement



Section A-A

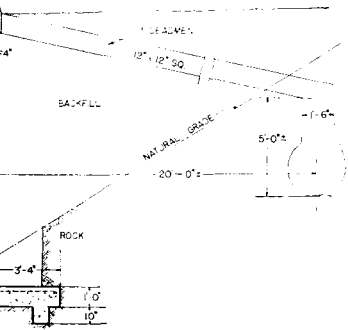


Section B-B


THE advantages of reinforced concrete construction have been utilized most fully in the design of living room and dining room. The latter has a 6-ft. cantilevered bay permitting an unobstructed view in three directions. The living room has only two bearing walls. On the sunset side a 9 x 20 ft. clear glass curtain opening onto a narrow balcony. Opposite are steel and glass accordion doors, 8 x 16 ft.; these open on a terrace cantilevered to the rim of the precipice, 50 ft. above the floor of the canyon.

An iron spiral stair rises from terrace to roof, where a roof-shelter provides space for dining. A dumbwaiter leads from garage to kitchen to roof, and meals can be served here without inconvenience.

All ceilings, like walls and floors are of reinforced concrete. Floors are integrally colored. Windows and doors are soundproofed assuring privacy to the two who live here.



ing wall, hooked back into bed-  
y concrete beams. Parking and  
ound space is provided above.




View from south

*Photos by Carl Zeigler*




View from east

Photos by George D. Haight




ABOVE: Living room, looking west. The elevated concrete hearth merges into three concrete steps crossing the width of the room. Hearth steps provide seating for a relatively large number of guests, without cluttering the room with too many chairs. LEFT: Dining room, seen from gallery; bay is cantilevered over canyon

**CALIFORNIA HOUSE**



Gallery, looking southeast




Master bedroom



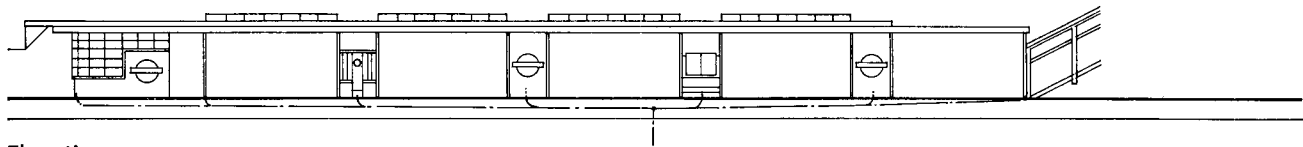
Guest bedroom

Photo by Photographia, Ltd., courtesy London Transport

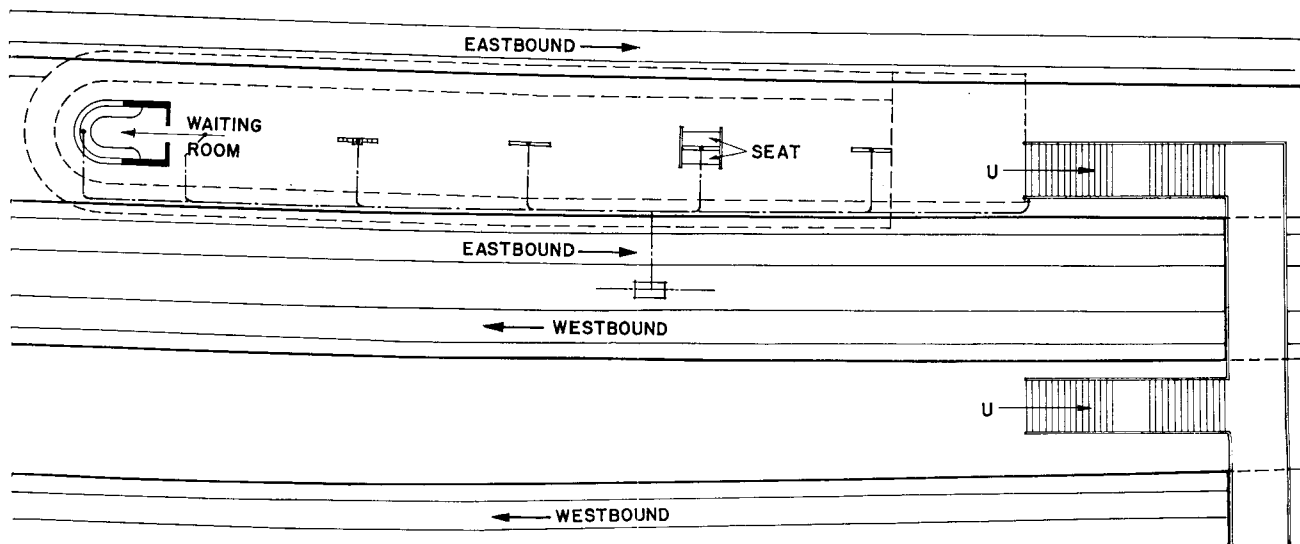


Waiting room, eastbound platform


PLATFORMS



Elevation



Plan



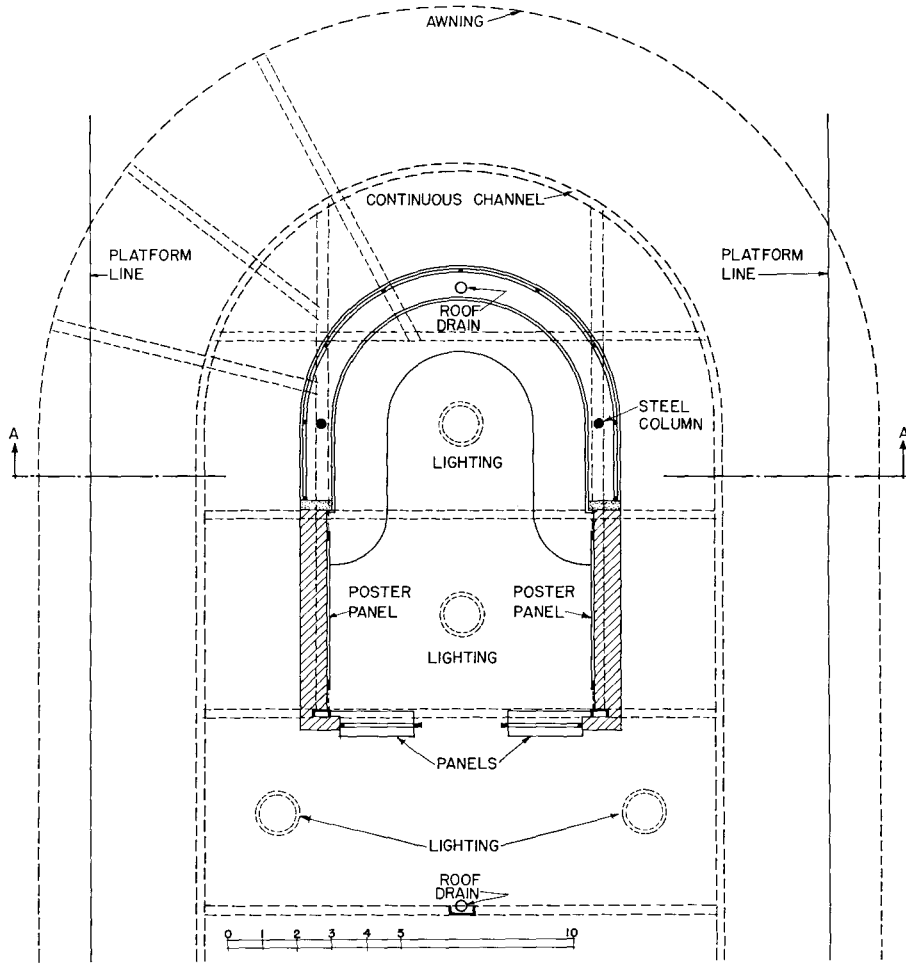
# ROAD WAITING ROOM PERMITS EASY VISION IN ALL DIRECTIONS

LONDON TRANSPORT

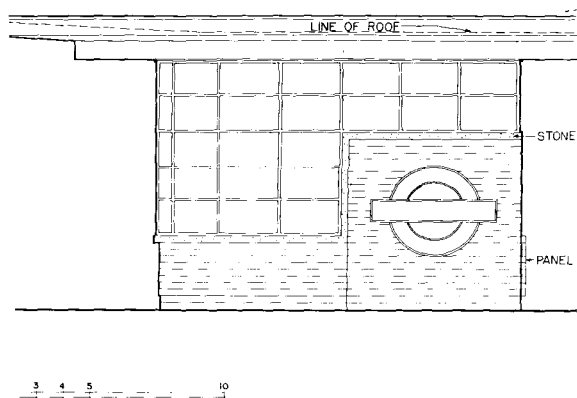
Designers

WAITING ROOM of the Ealing Station in London commands an unobstructed view in all directions; east- and west-bound trains on all tracks can be observed with ease.

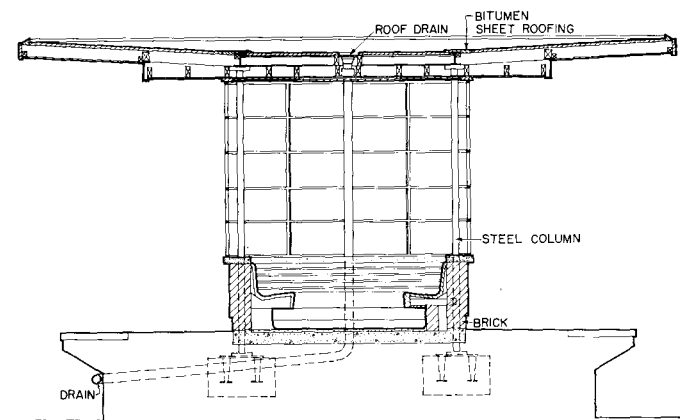
Of particular interest is the construction of the roof, which covers the waiting room and platform. Timber rafters and boarded with asbestos are supported by a welded steel frame. The underside is lined with "Test" fiberboard and finished with flat oil paint. The roof slopes slightly downward toward the center to a series of pipes along the platform, which empty into an existing drain.




Plan



on



Section



*C. E. Rosenberg*

View of shelter at dawn



View of shelter at evening. This is a busy street intersection; trolley cars pass on three sides. In inclement weather, waiting commuters are shielded from snow and rain.



# RAIN SHELTER OFFERS MINIMUM OBSTRUCTION TO TRAFFIC

HOLGER BLOM

Architect

E. WRETBLAD

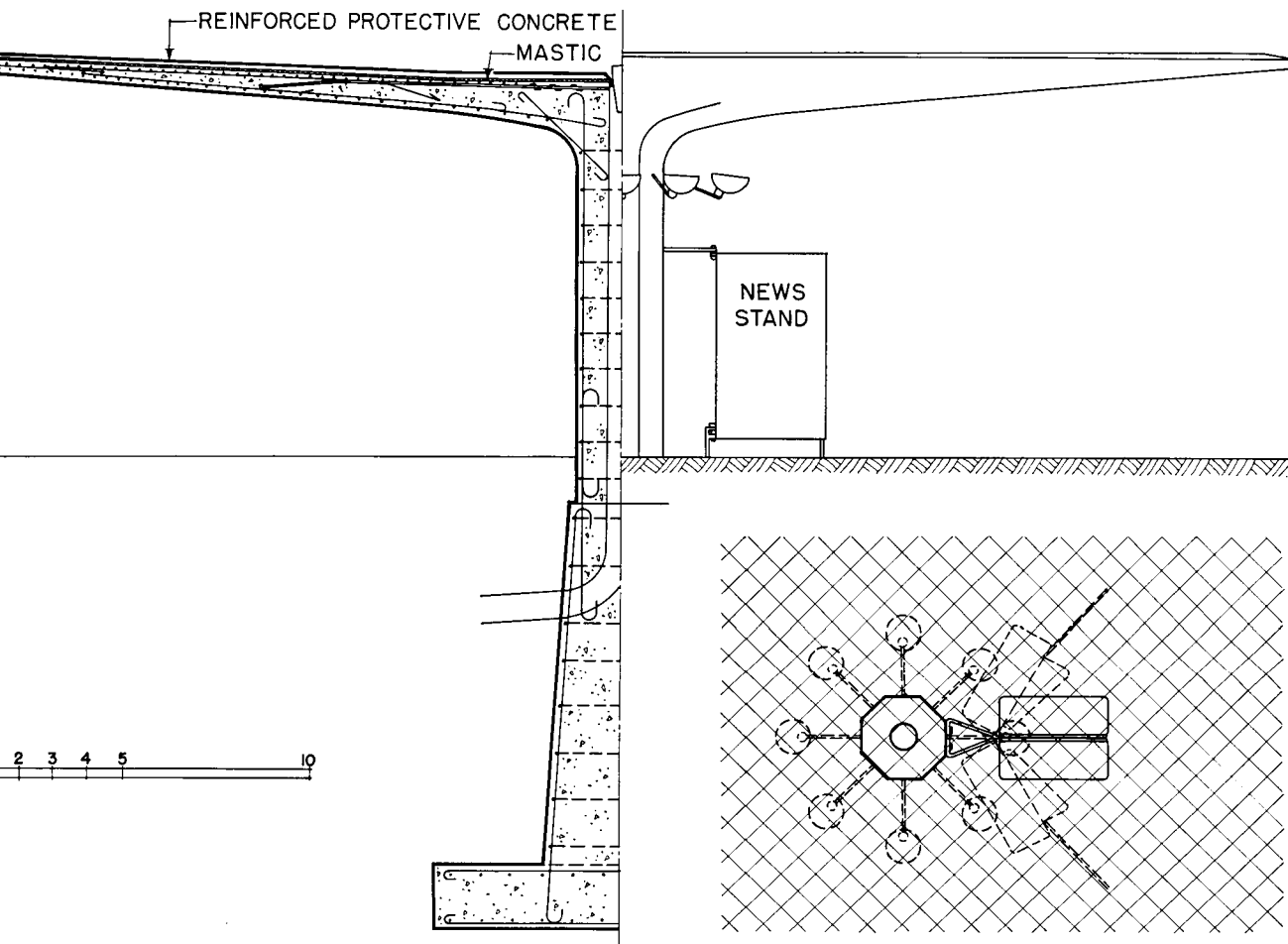
Engineer

RAIN SHELTER constructed by the City of Stockholm, Sweden, performs its function with minimum obstruction to pedestrian traffic. In form like an inverted umbrella, it slopes downward slightly toward the center where an outlet carries off the water. Below grade the octagonal pillar passes through a bed of clay, its base resting on a substratum of fine sand more than 10 ft. underground.

The material, cast in a form of hardened masonite, is reinforced with concrete throughout. Reinforcing of the concrete slab is arranged as a network radiating from the center. High tensions in the upper part of the slab are


taken by flat iron radii welded to a series of flat iron rings. The rest of the reinforcing consists of round bars, which are also joined by welding. Roof insulation consists of mastic with a protective layer of reinforced concrete above it. A sheet-copper drip runs around the edge of the roof. Visible concrete surfaces have been covered with two coats of a light grayish-green mineral paint. (See AR, 4/38, pp. 46-49.)

Close to the octagonal pillar is a newsstand operated by a vendor who has had his station here for almost a half-century. The stand is of welded sheet-iron and may be shut at the close of business.





Towers for personnel facilities—lavatories, lunchrooms, etc.—are shown. Each tower accommodates 250 workers.



Ramp: Center railings are removable; gradient is suitable for electric trucks; space underneath may be used for storage.

# PRODUCTION INCREASED BY SEGREGATION OF AUXILIARY AREAS

BRIGGS MANUFACTURING COMPANY

Designers

R. WYLIE

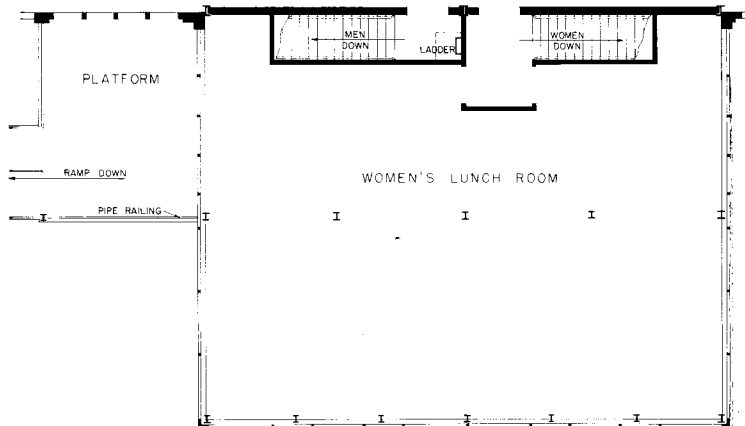
Superintendent of Construction

THE PLANT of the Briggs Manufacturing Company in Detroit, Michigan, is interesting for its separation of auxiliary facilities—lunchrooms, lavatories, elevators, stairways, etc.—from working spaces. Previous experience had demonstrated that continuity of production areas brought increased efficiency.

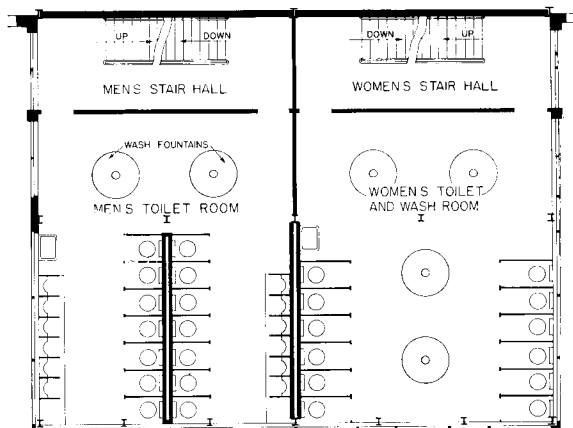
Employee facilities are contained in towers, three stories in height, adjacent to the plant itself; each tower can accommodate 250 workers at one time. Elevators have been eliminated; ramps are used instead: these have been designed with removable center railings and with gradient that will permit running electric trucks to carry to the second floor those materials which cannot be handled by conveyor lines.

Snow or ice formations on ramps are not expected to cause trouble; the same areas must usually be cleared anyway. If necessary, steam can be used to clear ramp surfaces—there is a steam outlet under each ramp.

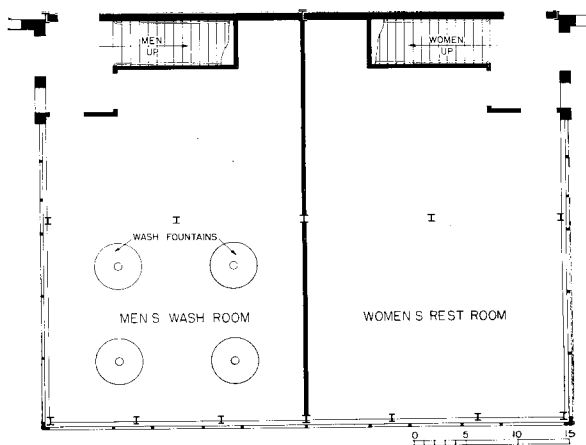
Space under ramps can be used for storage tanks or for other objects which cannot conveniently be kept inside the building.



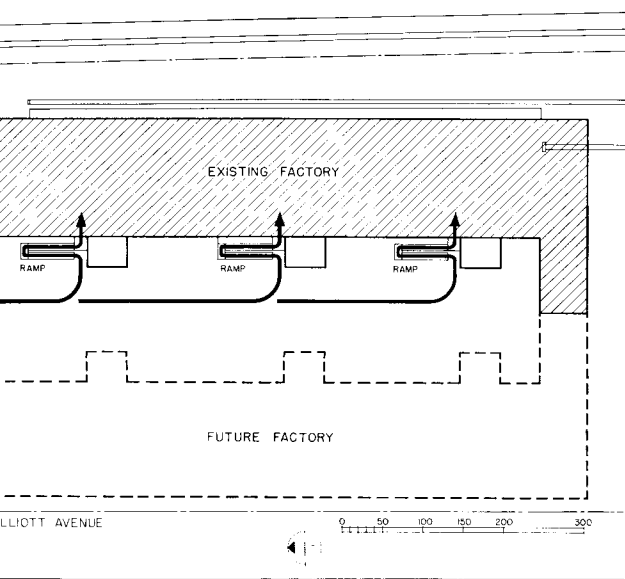
Third floor



Second floor




First floor



Site plan

Photos by D. E. Ahlers



Talbott Realty Building. Structure is a combination of reinforced concrete and steel framing. Exterior is limestone.



Talbott Realty Building. There is a parking area at the rear of the building.

# DESIGN FOR AIR CONDITIONING PLUS ACCESS TO OUTSIDE AIR

DOUGLAS LORENZ, AIA

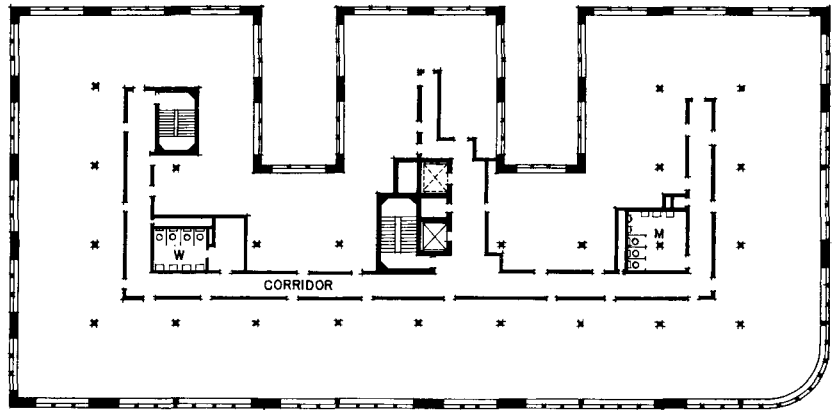
Architect

THE DESIGN of the Talbott Realty Building in Dayton, Ohio, has been influenced strongly by air-conditioning requirements. Exterior walls include large panels of glass block and metal sash: glass block for maximum light and insulating value, metal sash for ventilation and access to outside air—still psychologically necessary to many tenants.

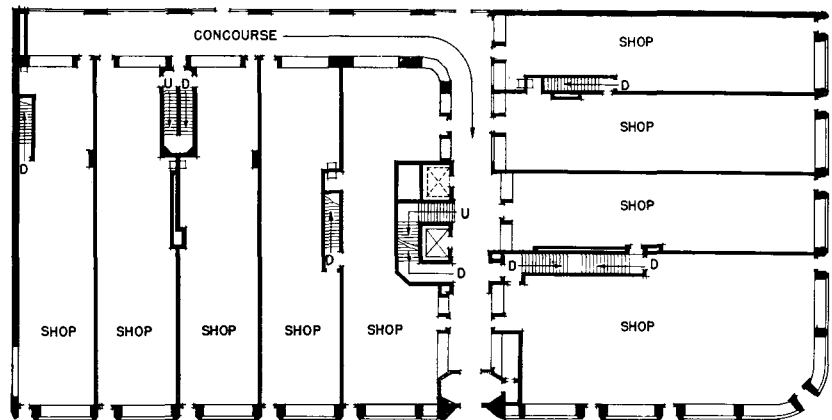
For winter conditioning, steam coils are serviced from mains in the street through heat to blower and duct systems through which air is filtered, tempered, and distributed. In summer, air is cooled by well water pumped through ducts and delivered by the same blower and duct systems. The well water is fully ejected upon the roof, covering the entire area three inches deep and providing additional cooling for top-floor offices.

On the west wall of the building, glass block is again used generously on the ground floor, admitting daylight to the corridor and into the rear windows of retail shops.

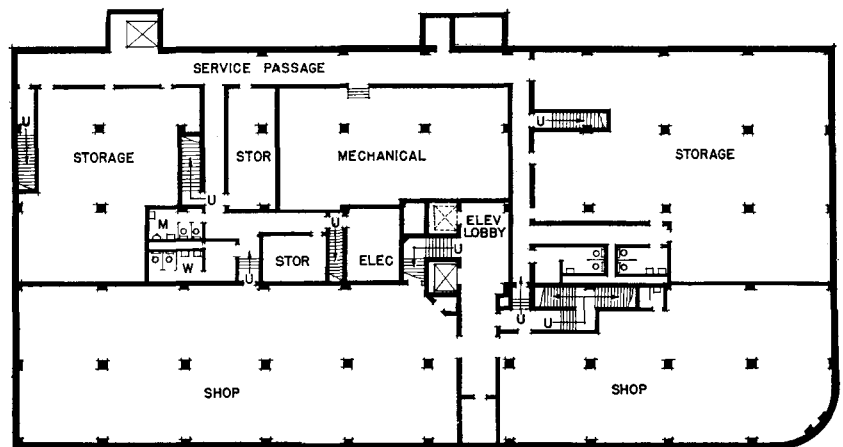
The basement includes two large open areas, one of which is fully equipped and furnished for cafe or restaurant purposes.



Second and third floors




First floor




Basement

0 5 10 20 30 40 50



Side of building facing parking area

## TALBOTT REALTY BUILDING



Photos by P. E. Ahlers



TOP: Retail shops have interior frontage on a spacious corridor leading both to street and to parking area. Use of glass block in wall reduces lighting costs. BOTTOM: Typical office. Each glass panel is about two-thirds glass block and one-third metal sash.

# ANNING DETAILS

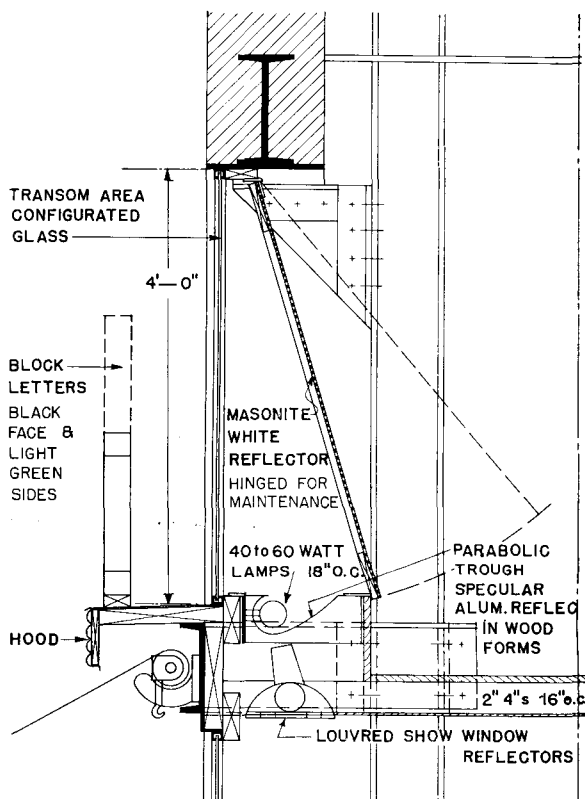


## Transom Lighting Brings Increased Business to Cleveland Stores

T. MASTERSON  
Architect

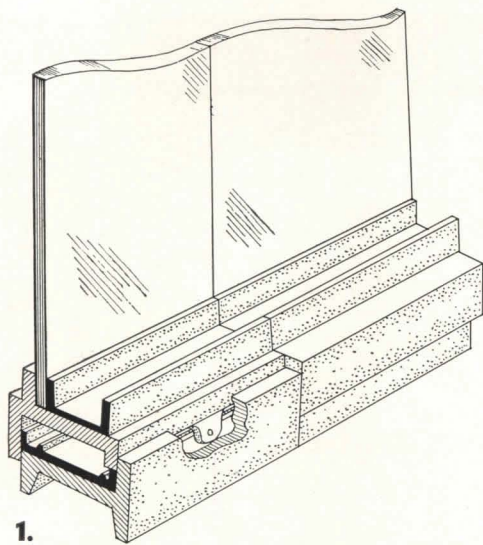
M. POTTER  
Illuminating Engineer

TRANSOM LIGHTING of two newly remodeled storefronts in the Cleveland area is credited with having brought quick rentals and increased sales. As part of the work of modernization, "hung-on" electric neon signs have been removed and conspicuous transom lighting has been substituted. The new system of illumination is said to give greater visibility and to avoid glare and blur.

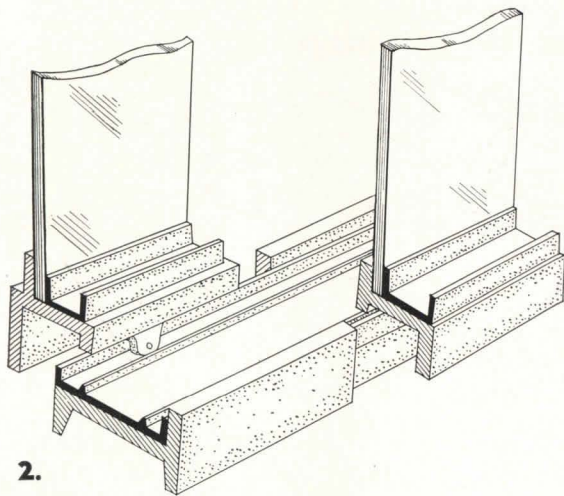


Detail of transom lighting

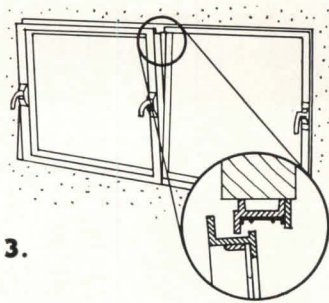
## NEW EQUIPMENT



1.



2.



3.


1. Both sashes are flush and slide in the same groove. 2. Sashes are in different grooves and will slide one behind the other. 3. The sash can be tilted forward at top, admitting air but not rain.

## Metal horizontal-sliding window-frame introduced

RECENTLY INTRODUCED in Belgium is a metal window frame which slides horizontally, and which can also be tilted forward at the top admitting air but not rain. To open, one sash is pushed out, the other is pulled in; each is then in a different plane and can slide one behind the other. When closed, both sashes are in the same plane and the window is said to be absolutely weathertight. Hinges and weights are unnecessary, as the operating mechanism is contained in the sash. Among the advantages claimed for this window are the following: that it can be cleaned more easily than vertically sliding sash; that it can be opened without the removal of articles inside; that it can be mounted without tools to admit furniture or other large equipment; that it will not move and clatter in a strong wind.

American patents have been applied for, but no distribution licenses have yet been granted here. License agreements have been made with some foreign manufacturers, including Canadian and British firms. The firm of John Thompson Beacon Windows Ltd., Beacon-Works, Wokingham, England, holds the British license.


## Window combines casement and double-hung sash



THE SUPREME WINDOW, manufactured by the Supreme Window Sash Corporation, 45 W. 57 St., New York, N. Y., acts both as double-hung sash and as casement. Normally, it operates as a double-hung window; but when the lower sash is raised to within a few inches of the top and the upper sash is completely lowered, the two sections can be swung into the room and moved and down to any position desired. When swung in, cleaning, reglazing and painting are made safer and easier. The window comes in standard stock sizes and in special sizes in wood and in metals, assembled and knocked down.



# DESIGN TRENDS



*Photo Ferd. Encina*

**PRAGUE—An ancient background for modernism**

ARCHITECTURAL  
RECORD

COMBINED WITH  
AMERICAN ARCHITECT AND ARCHITECTURE



*Photo courtesy Czechoslovak Chamber of Commerce, Inc., Insert by Dimitri*

# PRAGUE . . .

**A thousand years ago this "town of a hundred towers" became the capital of an independent Czech state. Today, as the metropolis of the Czechoslovakian Republic it ranks eighth in area, eleventh in population, among European capitals.**

THE HISTORY OF PRAGUE is the history of the ancient Kingdom of Bohemia and, in a certain sense, the history of Central Europe. Ever since the Premyslide princes fortified a rocky eminence on the lower banks of the Vltava River, Prague has been important as a factor in the economic, political, and architectural development of Central Europe.


Under Charles IV (1346-1378) of the house of Luxembourg, Prague became the largest city of Central Europe and the cultural center of the Holy Roman Empire. For over a century Prague developed as a center of Gothic architecture; but late in the 15th century the city's character changed under the influence of the Italian Renaissance. In 1618 a rebellion against the ruling House of Hapsbourg was followed by the Catholic Restoration that converted Prague into a Baroque capital for a period that ended about the close of the 18th century. Prague became Germanized as a provincial town of the Austro-Hungarian Empire until the Czech element reasserted itself in 1861.

Modern Prague dates from 1918 when it became the capital of the Czechoslovakian Republic. The city expanded; and the rapid construction of new buildings, streets, and parks added entirely new quarters to the old city. New bridges were thrown across the Vltava and some of the old streets and old structures changed. But largely the character of the ancient town was preserved; and the development of modern Prague is most evident in outlying districts.

Throughout this development the Czechs have sought the newest. Post-war architecture changed from "cubism" to "the plastic-decorative style" into what is now generally called "modern." Spurred by post-war pioneer architects of Holland, Russia, France, and Germany, Czech architects rapidly mastered a technique of their own. The following pages report recent solutions to a variety of design problems. The buildings suggest the trend of Prague's future development. They also provide a commentary on the influence that availability of materials, equipment, and services—here as well as in Central Europe—is having on solutions to current problems of building design.



# HOUSE . . .



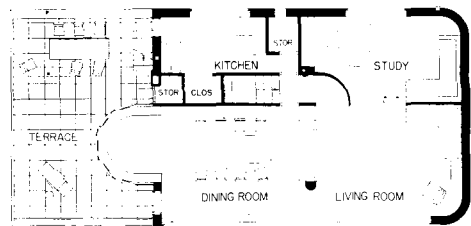
On wooded slopes of suburban Prague modern houses provide a startling contrast to the fortified castles of the ancient Czech nobility. This one, designed by Ladislav Zak, architect, is part of a small country estate that includes a garage and a greenhouse. The terrace elevation faces south giving the second-floor living rooms the greatest amount of sunshine and a clear view of the entire estate.



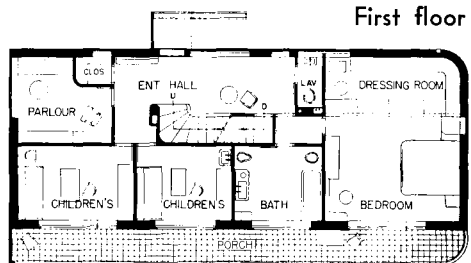
*Dimitri Kessel*




Construction is a combination of reinforced concrete and brick bearing walls, insulated with sheets of treated wood shavings. Windows are double-glazed; doors, plywood in steel frames. A partition of plate glass slides out from the wall to separate living room and study spaces when desired. The house is heated with a warm water plant; domestic hot water is supplied from an electric unit.



Second floor




First floor




Grafoto

Grafoto



View from living room toward dining room (left), kitchen (center) and study (right).

Dimitri Kessel



Dining room. Terrace beyond bay is used during the summer as an open-air living and dining room.


# REPORT...

The newest and largest of Czechoslovakian civil airports—Ruzin Airport at Prague—serves as an important junction of international and local airlines. The airport building, designed by Adolph Benes, architect, contains a large waiting room, customs, ticket, and administration offices and an excellent restaurant.



Photos by Dimitri Kessel

Construction is largely of reinforced concrete, plate glass, and stainless steel. The concrete is faced with white ceramic tile.



# SCHOOL . . .




Prague, wherein is located the oldest university in Central Europe, numbers among its modern educational plants, the Reform Grammar School which corresponds generally with a commercial high school in this country. Owned and administered by the State, it was designed by Eugen Linhart, architect. Its modern technical equipment includes a small astronomical observatory part shown in the picture below.




*Dimitri Keesel*





*D. Sandato*




*A. Gubersky*





*A. Gubersky*

Like several other modern structures in Prague, this school is faced with buff stucco colored a deep buff. A recreation terrace on the roof, shown in detail on the facing page, is paved with tan-colored terrazzo. This page, right, is a typical corridor lined with well-lighted and ventilated locker spaces.

# OFFICE BUILDING...




In the newer portion of Prague is the **General Pension Institute**, designed by J. Havlicek and K. Honzik, architects. The highest modern building in Prague, it combines office space with a number of apartments and stores. It is air-conditioned throughout, constructed of reinforced concrete and faced with white glazed ceramic tile. Below, right, is a view of the main entrance at the upper level of the slope on which it is built.



Photos by Dimitri Kessel





An air-wise map of the Earth, devised by Buckminster Fuller. It centers on the north pole, and in it all dry land appears to be one continent. Fuller calculates that if man were to be deployed over the pleasantly livable and arable areas there would be but 80 persons to the square mile. On this basis each family would have about 80 acres. He also calculates that if all the earth's  $2\frac{1}{3}$  billion people were to stand one upon another's heads, they would make nine complete chains to the moon. Compacted, they would make 10 billion cubic feet. "Yet if put under a gigantic hydraulic wine press, so that all the water and gas might be squeezed out of them, they could be compressed into one Empire State Bldg."

## DYMAXIONIZING THE UNIVERSE... a review of *Nine Chains to the Moon*

YEARS AGO there came out of Chicago an inventor a small-scale model of an extraordinary sort of thing—an hexagonal-shaped affair suspended by cables from a central utility tower mast—which he argued could be factory-fabricated in quantities so large that the economies would be like those in the auto industry. The model was called the Dymaxion—a term coined from "dynamic" and "maximum." Soon, he predicted, it would be in production.

A decade has gone by. The Dymaxion House still remains an idea, but the world of architecture has changed considerably. If the changes seem revolutionary in character, then Buckminster Fuller, the Dymaxion pioneer, can be held largely responsible. His ideas of prefabrication have penetrated far; it is now a general belief that inevitably the building field will be completely industrialized. Nor have the years been barren of tangible accomplishments. In 1933 came the Dymaxion Car, a 3-wheeled rear-engined streamlined "car-mobile" designed in collaboration with Starling Burgess, the racing yacht architect. In 1936, out of the Chrysler-Dodge research laboratories, came his integrated living room, a structure with walls, floors, and fixtures designed all as a single compact unit.

Now comes a book\* on the Dymaxion philosophy, and a prediction that before July 12, 1948, the mass production of mechanical chassis of dwellings will attain a million units per annum, in the U. S. the curve is rising rapidly therefrom at the end of the ten years." There are 21 other predictions, covering such diverse things as population shifts, a mechanical stock exchange,

*Nine Chains to the Moon.* R. Buckminster Fuller. Published by J. B. Lippincott Company, Philadelphia and New York. 406 pages; maps, charts, diagrams, including a bibliography of scientific events from antiquity up to 1936. \$4.

new farm mechanics, socialization of leisure, labor evolution, insurance evolution, and the change in name of New York City to "Radio City", all neatly tabulated.

Forecasting is a necessary consequence of the Dymaxion philosophy which holds that everything in the universe is constantly in motion, and that if the cosmic forces are recognized and their interplay understood, then the inevitability of certain trends becomes apparent and various events in the line of evolution can be anticipated. To this extent Fuller is a materialist in his philosophy.

But he goes further: in an expanding universe, which he takes as his basic concept, the pattern of inevitability is revealed long in advance to those who have a teleologic perspective of the universe. At this point there creeps into his rather mechanistic philosophy a mysticism which is perhaps best understood if one remembers that Margaret Fuller of the Brook Farm transcendentalists was his great-aunt.

Man, so he states, is guided by a "phantom captain," who abandons ship at the instant of death. This captain has neither weight nor tangibility, but he has an infinite understanding and sympathy with all captains of mechanisms similar to his. What is this sympathy? It is "an intuitive awareness of perfection which serves as a universal yardstick relative to which any sense experience may be measured, and by virtue of which conscious selection may be made." Since some phantom captains are more sensitive than others, it is obvious that some individuals are favored to see farther ahead.

Into this idea of a superior and purposeful existence, which is expressed in fear and longing as the primary motivations of man, is blended the idea of an expanding universe. In such a universe it follows inevitably that the longing types of humanity should become dominant. Out of longing come the physical extensions—machinery,

personal equipments, intangible services—which permit man to control his environment and to articulate himself into immortality. Generic to this “new and thrillingly immunized LIFE unfolding in fulfillment of age-old dreams of freedom and growth” is the inevitable development of a universal shelter service with its mass-produced scientific dwelling-machines—the Dymaxion, *Q. E. D.*

Such, in brief, is the Dymaxion philosophy. In setting it forth, Fuller (or rather, his phantom captain) mounts the soapbox, comes in from outer space, discovers “Earth” and “Man”, translates energy into dollarability (as moron prime-movers, he calculates, men would earn \$4.30 in a life-time of work if they were paid at the same rate as a hydro-electric generator), comes down through the ages, discovers Einstein and mathematics, span-spins from abstract thought to physical science, encounters Leonardo da Vinci (the first phantom captain to suggest the possibility of standardized mass-production houses), zooms across to America (the land colonized by the long-ing types of humanity), glorifies the rustless alloys, commemorates Henry Ford (the phantom captain who consolidated the scientific emergence), recommends the use of stored-up gold to provide reflecting surfaces for beamed radio transmission of power, scolds the communists, condemns finance capitalism (conveniently dramatized into wicked old “Fincap”, who typifies fear), announces the impending socialization of the plenitudinous categories of production, throws in the sponge for the patent system, identifies the recirculation of metals as the factor that is upsetting the economic system (“scrap is changing Fincap willy-nilly into a good boy”), views with optimism the growth of the CIO as a manifestation of industrialization, harangues the architects and the building trades for having tried to kill off the idea of industrialization, razzes the “pre-fabricators”, suggests the tearing down of all buildings under 10 stories in height in New York City, specifies the requirements for a scientific dwelling service, and finally spirals off into the future to eavesdrop on Jones who is having a *tête-à-tête* with a charming young lady from Planet 80XK23 in trapezoidal segment 727831 of the star layer of the expanding universe.

Time and space have no limitations in this book: as an adventure story of thought, which the jacket proclaims it to be, it is likely to leave the reader dizzy with its impudent flights of fancy. Even though he may disagree most heartily with the Dymaxion philosophy, it is also likely to stimulate the reader's own imagination.

The title itself, according to Fuller, was chosen to encourage and stimulate the broadest attitude toward thought. “Simultaneously, it emphasizes the littleness of our universe from the mind viewpoint. A statistical cartoon would show that if, in imagination, all of the people of the world were to stand upon one another's shoulders, they would make nine complete chains between the earth and the moon. If it is not so far to the moon, then it is not so far to the limits,—whatever, whenever or wherever they may be. Limits are what we have feared. So much has been done to make us conscious of our infinite physical smallness, that the time has come to dare to include the complete universe in our rationalizing.”

Paradoxically, however, in sweeping aside the barriers of time and space, the Dymaxion philosophy sets up its own limitations. All is predicated on the hypothesis of an expanding universe: if science should disprove this, then the theory of a purposeful inevitability of events

collapses like a pricked bubble. Nor does the amorphous concept of a phantom captain guiding help matters—this is nothing but complexity squandered. Where do the individual phantom captains come from? In an expanding universe even a phantom species must have a finite beginning and a course of evolution. The question is not answered.

Likewise, in rationalizing human motivations into efficiency and longing, and the identifying individuals and abstractions like old Fincap (another anthropomorphic specimen) with these forces, the logic leads straight to the choice of either black or white—with all the inbetweens ignored. This is an over-simplification of human nature. Consider the book itself: it is black as well as white.

The book abounds with blunders—nonsequiturs, contradictions and plain errors of historical fact—incusable for anyone who writes in the name of science. “Mobilata” (data) and “vitalistics” (statistics) are thrown at the reader with extravagance but rarely any credit as to source. Hardly any of the precepts set forth for scientific design are observed: inaccuracies do not reflect “precision control” nor does verbosity represent “doing the most with the least.” Out of the welter of words it is difficult to extract a clear impression of the Dymaxion philosophy; always it is obscured by the soapbox tirades. Surely this is not a demonstration of the “segregation of functions” that makes for good design.

Nevertheless, all these faults can be forgiven for the vista which Fuller opens into the industrial Utopia ahead. Here is a new architecture to be had,—with a new philosophy as thrilling and fine! But how?

It is not enough to say that this Utopia is inevitable. If it is possible to make predictions, it is also true that they become increasingly possible to negate those same predictions. This is implicit in the idea of environmental control, which Fuller himself identifies with the idea of a scientific shelter. In fact, it is entirely conceivable that his book, intended to speed up industrialization, may be turned into a weapon of reaction to slow down the industrial advance.

The nearest Fuller comes to a detailed explanation of how the new scientific dwelling machines are to be brought into existence is the report by the young man from Planet 80XK23 of what happened there: in the emergency of a civil war the X-ians discovered that the new mechanisms provided a relatively safer survival, and therefore used them as temporary expedients but lost them so much that they never returned to their “humdrum vanity tailored habitats of pre-war days.”

It is clear by implication, however, that government subsidy is the means whereby the Dymaxion dwellings are to be achieved. Here again the reader runs into a fog of thought. Fuller's interpretation of the evolution of society puts the emphasis entirely on the development of technology. Advances on the economic front and their interplay with advances made along the technical front do not come into consideration. Consequently, he has to ask the question: what kind of government will furnish such a subsidy? . . . In setting up the thesis that a new architecture will bring into existence a new society, it is necessary for Fuller, or others, to explain the economic means whereby the existing society can achieve this new architecture. Otherwise, the line of evolution is broken—in an expanding universe.

C. THEODORE LARSON

# Review of New Books



**HOPE RE-HOUSED.** By Elizabeth  
W. W. Norton & Co., Inc.,  
New York, 1938. 284 pages. 6x9 in.  
over 100 illustrations, including  
plates. Price, \$3.50.

After eight years of experience in  
clearance and rehousing work  
in England, the author of this book  
secured a research fellowship for the  
study of rehousing on the Continent.  
She visited thirteen countries, but has  
limited her study to six of them—  
“winners in the War, two losers,  
two neutrals”: France, Italy,  
Germany, Austria (Vienna), Sweden,  
and Holland.

This book contains very little sta-  
tistical material and the statistics in-  
cluded are seldom comparable. It is  
difficult, consequently, for the reader  
to gain a clear impression of the  
situation as a whole. We have here,  
however, a series of scattered descrip-  
tions of specific projects in the coun-  
tries visited. These, to be sure, are  
without value: many of the de-  
tailments described and illustrated  
offer useful suggestions to Amer-  
ican designers, who, on a larger scale,  
have begun the work of slum clear-  
ance and rehousing in this country.  
Walter Gropius has written a fore-  
word to the book in which he de-  
clares that scattered efforts, however  
valuable, must be integrated to be  
effective.

**HOUSING YEARBOOK, 1938.** Cole-  
man Woodbury, Editor. National As-  
sociation of Housing Officials, Chi-  
cago. 315 pages. 6 1/4 x 9 1/4 in.  
Price, \$3.

THIS YEARBOOK is a compilation of  
seventeen articles on important as-  
pects of the housing problem—some  
in official and some in private posi-  
tions. Some of the titles and authors  
are: *The First Six Months of USHA*  
by Catherine K. Bauer; *FHA's Activ-  
ities in 1937* by Stewart McDonald;  
*The Federal Home Loan Bank Sys-  
tem's Work* by John H. Fahey;  
*Housing Activities of the Farm Se-  
curity Administration* by Will W.  
Alexander; *The Significance of the  
Greenbelt Towns* by Tracy B. Augur  
and Walter H. Blucher; *The Archi-  
tect's Place in Current Housing* by  
Alfred Kastner.

There is a directory of housing  
agencies. Included, too, are selected  
bibliographies on housing and on  
building codes.

**THE MINOR ARCHITECTURE OF  
WORCESTERSHIRE.** By W. M. Inge-  
mann. John Tiranti, Ltd., London,  
1938. 6 1/2 x 12 3/4 in. 48 plates.  
Price, 21 shillings.

ONE IN A series of photographic  
studies on the minor domestic archi-  
tecture of England. This is the first  
volume to be compiled by Mr. Inge-

mann, although the General Editor,  
Dexter Morand, has already issued a  
previous volume on *Minor Architec-  
ture of Suffolk*.

The author has dealt mainly with  
17th and 18th century structures of  
the Cotswold area. Some reference  
is made to the typical Avon and  
Severn lowland types of cottages, but  
for the most part this portion of  
Worcestershire has been covered only  
sparsely because of the similarity of  
these cottages.

The photographs cover in particu-  
lar two types of domestic architecture.  
First, the so-called “black and white”  
structures of roughly-hewn timbers  
and whitewashed brick and, second,  
the well-weathered limestone struc-  
tures which are so often found in this  
district.

The plates have been assembled to  
furnish charming views of entire  
houses rather than dealing with any  
particular details or phases of the  
buildings.

**WELDING HANDBOOK.** Published  
by the American Welding Society,  
New York, 1938. Illustrated from line  
drawings, charts and photographs.  
1,211 pages. 6 1/2 x 9 1/4 in. Price: to  
members of the American Welding  
Society, \$5.; to non-members, \$6 in  
U. S. A., \$6.50 elsewhere.

PRIMARILY issued for use by the  
metal industries, this volume—a first  
edition—has been developed by 90  
authors. It has been prepared “to  
cover, first, the fundamentals of the  
various processes, second, the ma-  
terials used and the testing methods  
involved, and third, the applications  
thereof.”

**DESIGN OF STEEL BUILDINGS.** By  
Harold Dana Hauf. John Wiley &  
Sons, Inc., New York, Second Edition,  
1938. 232 pages. Text, problems,  
drawings, diagrams, tables, formulae.  
Price, \$2.75.

A TEXTBOOK on the design of steel-  
framed structures in which data on  
structural shapes and other material  
have been brought up to date. First  
issued in 1932.

**DESCRIPTIVE GEOMETRY.** By Floyd  
A. Smutz and Randolph F. Gingrich.  
D. Van Nostrand Co., Inc., New York,  
(Continued on page 128)

# Trend Notes on a Building World



Westinghouse designs a 5,000-year shelter



G. M. fries eggs on a cold stove

## Design for Time-control . . .

LITTLE INTERESTED as most building designers may be in what the archeologist of 6938 may think of the future of 1938, the "time capsule" (left), which Westinghouse sunk recently on the site of its exhibit building at the New York World's Fair has certain implications for building design. For the "time capsule", later a series of scientific "cornerstones", is an ambitious attempt to project some record of modern man 5,000 years into the future. And to achieve this, two things were essential: a compact collection of data on present-day science, art, and industry (mostly on microfilm) and a truly permanent structure for "housing" this information. This last became a design problem of the first importance, and it is significant that Westinghouse engineers were forced to abandon the materials to which the average building designer would have turned in such cases. Instead, they used a metal—Cupaloy\*—for the outer capsule, a new heat-resistant glass for the inner one, glass tape for packing and an atmosphere of inert gas instead of air. Could they, in this particular "building type", rely on methods of production ordinarily used in the building field. The alloy had to be produced and the capsule fabricated under controlled conditions with precision instruments. . . . Scarce though commissions for buildings to last 5,000 years may be, the architect may keep an eye on such "stunts" as these, for time-control is of increasing importance in building design.

\*Recipe for cupaloy: Melt the copper, then deoxidize it with boron. Add hardening briquettes of copper-chromium, mix in a "pinch" of silver, stir well while metal heats in a crucible to 2500° Fahrenheit. Cast in a mold and machine. Result is an alloy hard as steel which—unlike steel—receives deposits instead of being eaten away by corrosion.

## Heat without hotness . . .

ANOTHER *tour de force* from the publicity world to be ignored by the building field was General Motors' "Parade of Progress"—a national auto caravan to whip up interest in G-M's exhibit at the Fair. Carried over a length and breadth of the land (in eight streamlined transport trucks already described in AR, 4/36, p. 3) were a series of demonstrations of recent developments from G-M's research laboratories. Of immediate interest to the building designer was a "cold stove" (lower left) on which eggs could be fried, water boiled without scorching an interposed newspaper. Secret of this apparent contradiction was a new induction furnace which, by magnetism, creates enough "molecular friction" in the pan to heat it. Although G-M promotion men eagerly pointed out that it also "flashes sparks and makes aluminum rings jump into the air," building designers with new problems on their hands might do worse than to follow such developments.

(Additional Trend Notes on page 87)

# Current Trends of Building Costs

Compiled by Clyde Shute, Manager, Statistical and Research Division, F. W. Dodge Corporation, from data collected by E. H. Boeckh & Associates, Inc.


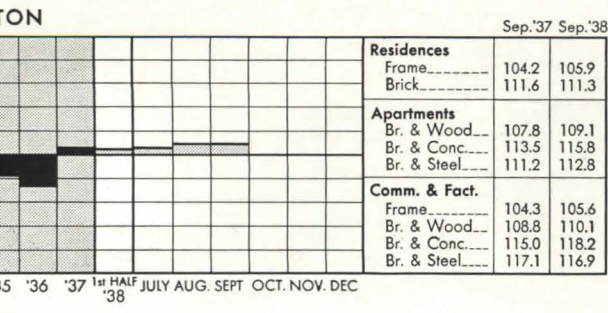
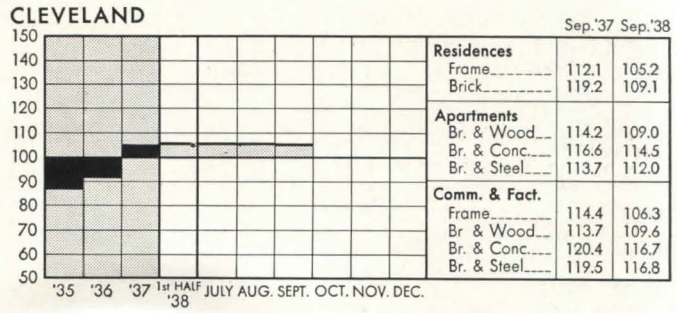

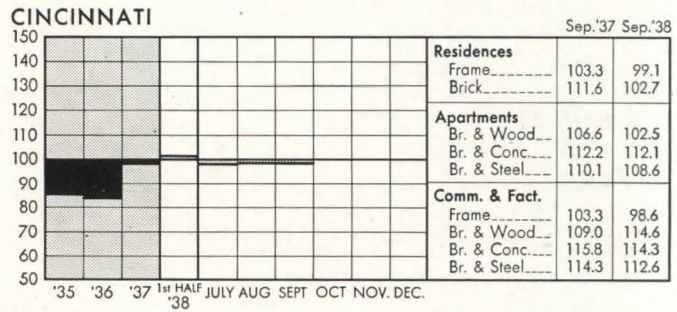
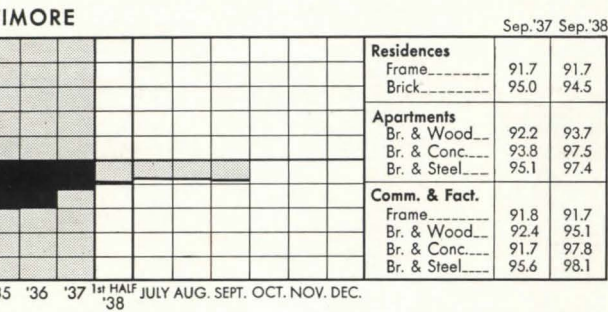
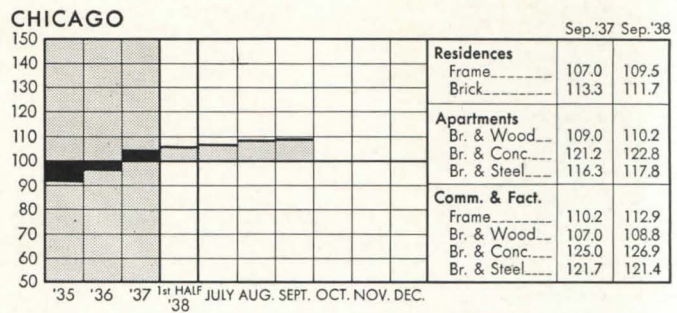
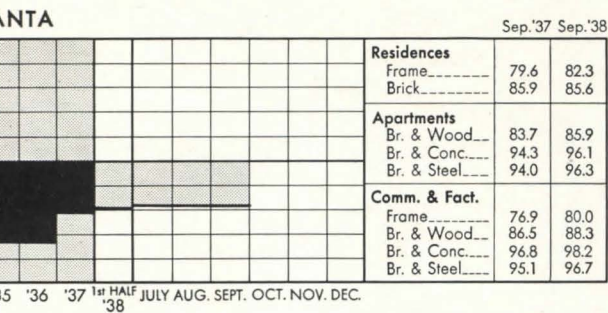
AVERAGES INDICATE control trends in combined material and labor costs in the field of residential frame construction, the monthly curves being an extension of the local cost averages during the years 1935, 1936, and 1937. The base line, 100, represents the U. S. average for 1926-1929.

Tabular information gives cost index numbers relative to the 100 base for 9 common classes of construction, thus showing relative differences as to construction types for this year and last.

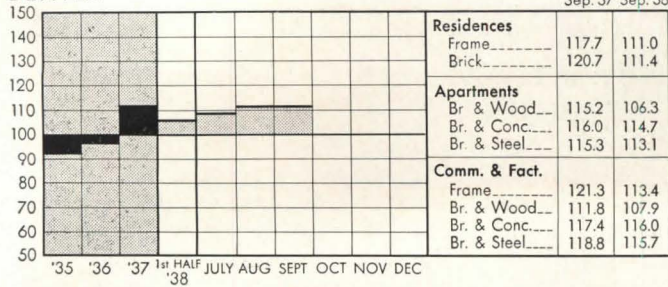
Cost comparisons or percentages involving two localities can easily be

found by dividing one of the index numbers into the difference between the two. For example: if index A is 110 and index B, 95,  $(110-95) \div 95 = .16$ . Thus costs in A are 16% higher than in B. Also costs in B are approximately 14% lower than in A:  $(110-95) \div 110 = .14$ .

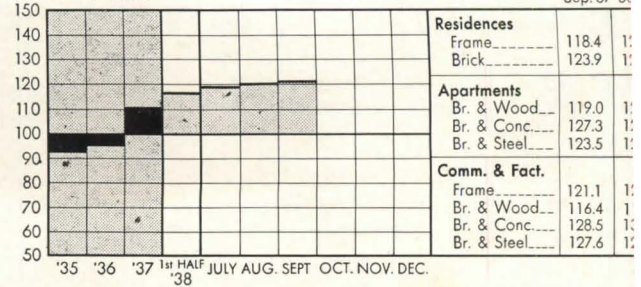
## CONSTRUCTION COST INDEX U. S. average, including materials and labor, for 1926 - 1929 equals 100.



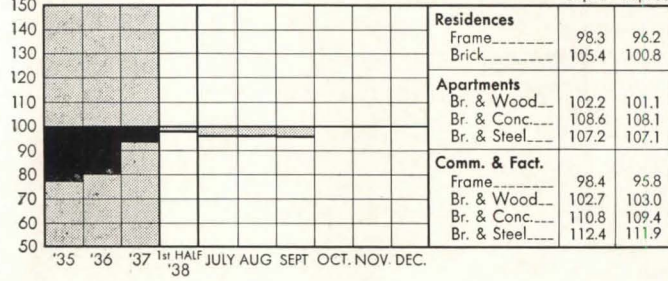
DENVER



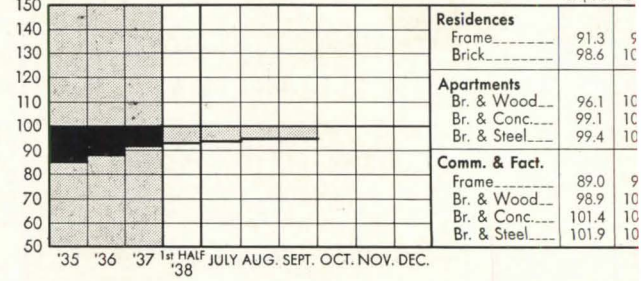
NEW YORK




DETROIT



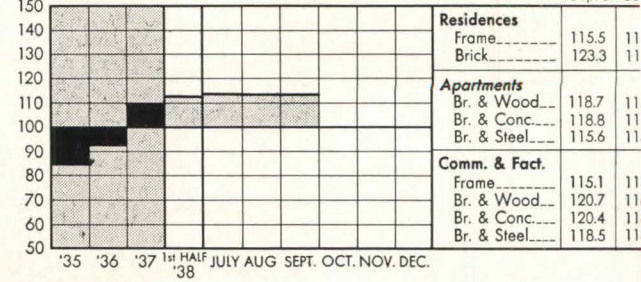
PHILADELPHIA




KANSAS CITY



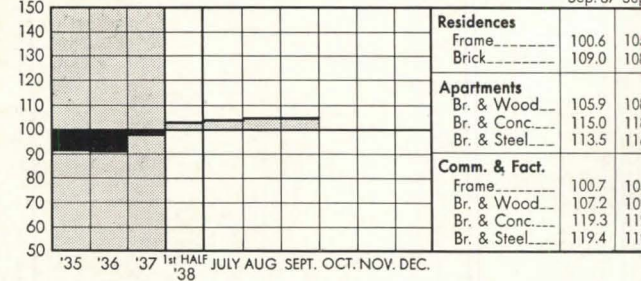
PITTSBURGH



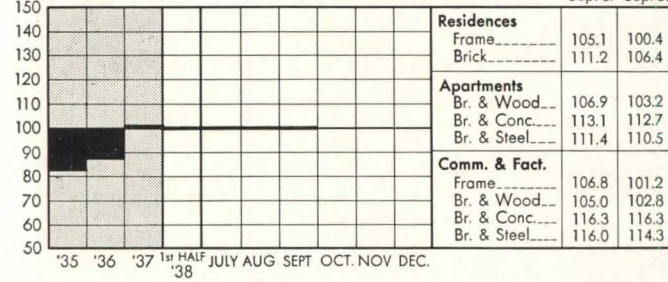
LOS ANGELES



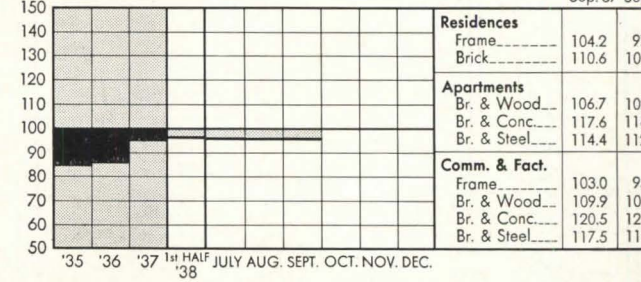
ST. LOUIS



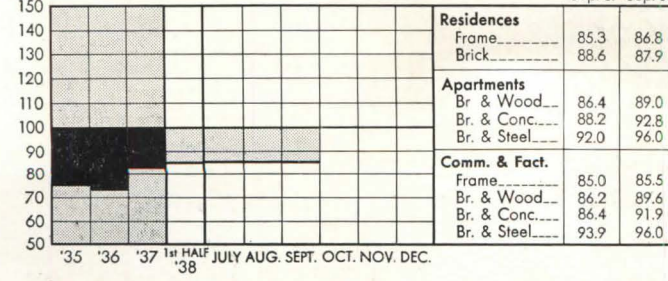
MINNEAPOLIS



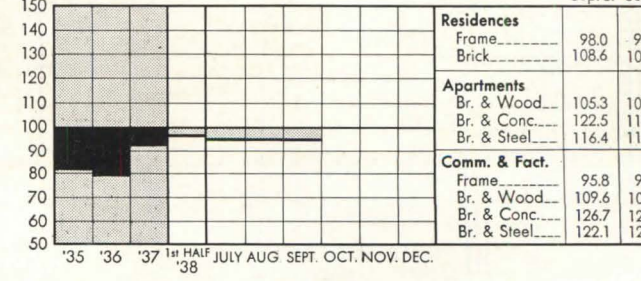
SAN FRANCISCO



NEW ORLEANS



SEATTLE








way to residence, Beverly Hills, California, designed by Gordon B. Kaufman

## OUTDOOR STAIRWAYS

*Photos by Ph. B. Wallace*



1



*George H. Van Anda*



2





George H. Van Anda

5



George H. Van Anda

6



George H. Van Anda

7


Facing page: 1 is in Philadelphia, Pa., R. R. McGoodwin, architect; 2 was designed by H. E. Woodsend for a residence in Arman, N. Y.; 3 is in Cob Cob, Conn., H. E. Woodsend, architect; 4 is in Los Angeles, Calif., Selden Price, architect.

On this page: 5 is a covered staircase at Lake Sunapee, N. H., designed by Prentice Sanger. 6, Mamoroneck, N. Y., is the work of James Bevan; and 7 is at Greenwich, Conn., H. E. Woodsend, architect.


Mott Studios




8



Tebbs & Knell, Inc.



9





Mott Studios

12



Lucy Lamar

13



Miles Berne

14


Facing page: 8 is a stairway at  
 Hollywood, Calif., designed by Carl  
 S. Weyle; 9 is at San Antonio,  
 Texas; 10 is in Palm Springs, Calif.,  
 designed by John Hunt, architect; and 11,  
 designed by John Byers, is in Holly-  
 wood, Calif.

On this page: 12 is at Beverly Hills,  
 Calif., of which George Washington  
 Mott was the architect; 13 is at East-  
 Hampton, Long Island, and was de-  
 signed by Robert Tappan; and 14 is  
 at Beverly Hills, Calif., Roy Seldon  
 Mott, architect.


Mott Swintos



15



George H. Van Anda



16





Courtesy Museum of Modern Art

20

acing page: 15 is in Brentwood  
nts, Calif., John Byers, architect;  
t Greens Farms, Conn., was de-  
ed by Walter Bradnee Kirby;  
in Richmond, Va., Duncan Lee,  
ect; and 18 is in Wychwood,  
, Ray O. Peck, architect.

his page: 19 is in New York  
Lawrence Peck, architect; 20 is  
erkeley, Calif., William Wilson  
ter, architect; and 21 was de-  
ed by Eugene Schoen and Sons  
a house in Washington, D. C.



21



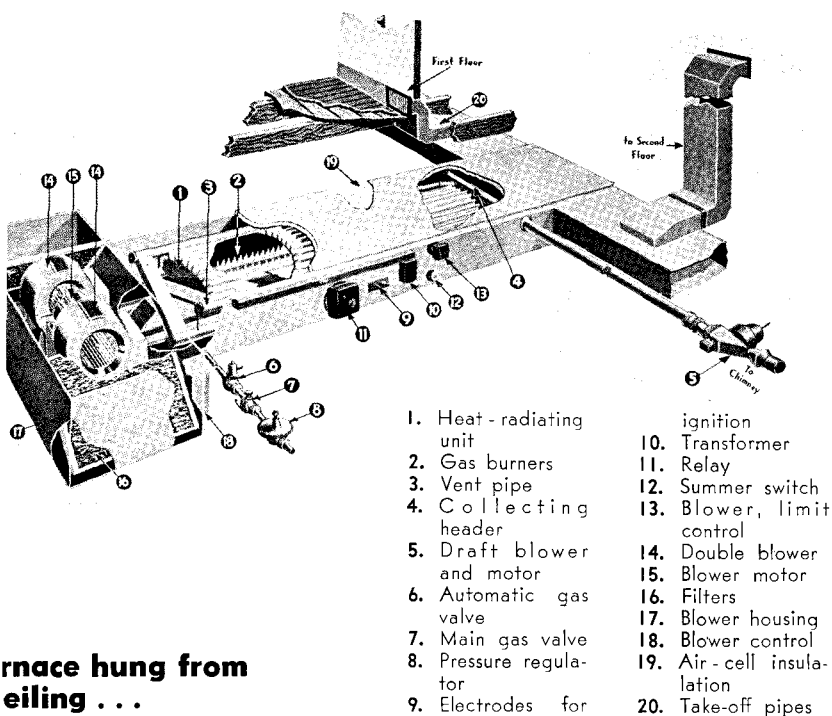
22



23

22 is a spiral stairway on roof of a villa at Savoye-Seine, France, designed by Le Corbusier and Jeanne Perrier. 23, also designed by Le Corbusier and Jeanneret, is another spiral stairway for a residence at New Hartford, Connecticut, designed by Howe and Lescaze, architects.





**Furnace hung from ceiling . . .**

THOUGH THE DEVELOPMENT of heating equipment has forged steadily in recent years, so that by con- refinement the stove of yester- as become the complex heating unit of today, it remained for Gasconaire, Inc. (3255 Goldner Ave., Chicago, Ill.) to dramatize the morphology of the lowly stove. Introduced last year was their gas-fired Overhead Furnace (above). Dropping even the outward form of a furnace— which gas-fired units as a rule stubbornly clung—*Gasconaire* is a horizontal organization of components required to automatically heat, humidify, and circulate air. Suspended from the basement ceiling, the lightweight factory-built unit is enclosed in their own insulated housing which constitute—as the manufacturer proudly state—the first furnace that can walk under”. . . . Also with attention to the value of basement space the new gas-fired winter air- conditioners announced by Surface Control Corporation (Toledo, O.) are designed for the low cost housing of new models conform to all requirements of SCC’s *Janitrol* line. The emphasis, however, is laid on saving qualities: vertical model only 22" x 25½" floor area,

horizontal one is only 52" high. . . . Even the fireplace refuses to be obsolete: latest addition to this field is Majestic Company’s (Huntington, Ind.) new circulating fireplace. This prefabricated unit of electrically welded 3/16" steel plate will sell at prices low enough to put it within range of the low-cost home.

Claimed by Herman Nelson Corporation (Moline, Ill.) for its new propeller-fan type unit heater are all the advantages of the *hiJet* line plus larger face area, quieter and smoother operation, increased efficiency. Entire heating element is one-piece brass, eliminating weakened construction due to contraction and expansion. . . . Link-Belt Company (Chicago) has out a new model commercial stoker which can handle up to 3,500 sq. ft. radiation. Increased efficiency is claimed for *Power - Flex* burning head, which burns both low-fusion, non-caking bituminous and high-fusion caking coals. . . . Carrier Corporation (Syracuse, N. Y.) has announced a moderate-cost room ventilator which filters, circulates and mixes outside and inside air. Coming in two sizes, ventilator fits any window, requires only an electric plug.


## Temperature control checks corrosion

HAVING ALREADY DRAFTED her hot springs to heat her greenhouses and warm her swimmers, Reykjavik—capital of tiny, frigid Iceland—has now laid plans for harnessing more of the natural hot water. Recently drawn plans call for a system adequate to heat half the dwelling units of the capital city at the start. . . . But hot water, however heated, is destructive to the water supply system. Engineers, estimating that corrosion activity doubles with every 10° rise in temperature, have evolved such methods of combating corrosion as the electrolytic process described in AR, 8/38, p. 57. Another method of at least checking the effects of corrosion has recently been perfected by Anthracite Industries, Inc. (New York City), the use of a *water temperature regulator*. Said AII engineers: hot-water systems unequipped with automatic regulation undergo alternate increases and decreases of temperature. The consequent surges of circulation stir up rust. A simple, inexpensive regulator now available permits water to heat at a steady rate, precipitate rust.

## Paints that "blush" and smell . . .

RECENT DEVELOPMENTS in finishing and surfacing materials indicate many potentialities for the future. Already reported are paints that extinguish fires (AR, 11/37, p. 37): but now, according to *Nation's Business*, we are to see paints that get so excited in the face of rising temperatures that they change their colors! A series, designed to register temperatures from 104° to 464° F., is shortly to be marketed. Some of the colors are retroactive, some change permanently. . . . From *National Painters* comes word of the immediate practicability of both deodorized and reodorized paints. A commercial deodorizer is already available which, when mixed with paint, effectively kills its characteristic odor. Moreover, according to NP, it is now possible to reodorize

(Continued on page 132)



THE *Symbol* OF

THE NEW AUTOMATIC HEATING

Recent improvements have revolutionized automatic heating. The Symbol of these improvements and of the seldom seen control system that actually makes Automatic Heating automatic is the smartly styled Acratherm. More than a thermostat, the Acratherm embodies the exclusive "M-H" Principle of Heat Accel-

eration. The new Automatic Heating equipment, with the new Minneapolis Honeywell Controls, will bring you a free winter comfort. Though they are more than ordinary controls, dealers supply them as standard, but slight extra cost. Look for the "Symbol. It means you are getting the

{ The above advertising message will be carried to millions of readers through the pages of The SATURDAY EVENING POST and TIME Magazine . . . Minneapolis-Honeywell controls will lend prestige to every job. }

**MINNEAPOLIS-HONEYWELL**

BROWN INDUSTRIAL INSTRUMENTS  
NATIONAL PNEUMATIC CONTROLS  
MINNEAPOLIS-HONEYWELL REGULATOR  
COMPANY...MINNEAPOLIS, MINNESOTA

*Control System*

# BUILDING TYPES



F. S. Lincoln

**H O U S E S . . . . . \$ 1 5 , 0 0 0 - \$ 2 5 , 0 0 0**

**FORTHCOMING 1938 STUDIES:** Houses (\$25,000 and up) — November; Office Buildings — December. **PRECEDING 1938 STUDIES.** Apartments — September; Hospitals — August; Theatres — July; Factories — June; Schools — May; Houses (\$7,500-\$15,000) — April; Houses (\$7,500 and under) — March; Retail Stores — February; Hotels — January.

ARCHITECTURAL  
RECORD

SHARED WITH  
AMERICAN ARCHITECT AND ARCHITECTURE

# The \$15,000-to-\$25,000 House

SINCE EVERY house design is based on human requirements specification for family living—a designer selects materials, equipment and evolves a form, within necessary limits of size and cost, to meet the specification. Variations such as cost and size do not materially change the fundamental problem nor the method by which it is finally solved; though either factor or both may complicate it.

Because cost is so generally recognized as a broad classification of types, it has been used to designate the four parts of RECORD's 1938 studies on homes. The survey of \$7,500 homes published in April, revealed that the small individually designed house is, apart from surface appearance, largely a standard type. Judging from designs submitted to the RECORD this standard is acceptable to many owners who pay twice or three times the amount for their houses.

Where minima govern sizes, number and arrangement of spaces and equipment of the small one-family house, larger houses, meeting the same fundamental specifications, provide greater and more spaces often more comfortably arranged, and more equipment designed to lessen the labor of housekeeping. Within the limitations imposed by a \$25,000 top, such expansion seldom takes place in all directions simultaneously.


Some of the types of expansion noted in the houses selected for study in the following pages include: increased dimensions, added living areas such as "quiet" rooms, hobby or playroom, bars, gardens, terraces, and other outdoor living areas. Expansion in equipment or utilitarian spaces may include: built-in furniture, more completely engineered and equipped heating or air-conditioning systems, more expensive plumbing fixtures, tailor-made radiators and the like. A garage, usually for two cars, is an almost universal adjunct.

Time-Saver Standards based upon minimum clearances and dimensions of commonly used furniture, and equipment and requirements for service systems, have been presented in earlier studies. Time-Saver Standards in this study are devoted to fundamental outdoor design problems.

This is the third of four studies on residences to be presented in the RECORD during 1938. In March the small one-family house, costing not over \$7,500 was presented; and in April, houses ranging in price from \$7,500 to \$15,000. Next month, Building Types will be devoted to residences above the \$25,000 limit.

## TOPICAL INDEX

TIME-SAVER STANDARDS DATA	Page
<b>Outdoor Living Areas</b> .....	91
Drainage—Surface, catch basins, inlets	92
—Gutters .....	93
—Subsurface, walks and drives .....	94, 95
Curb and gutter construction .....	93
Walks—construction, surfacing .....	94
Driveways—construction, surfacing .....	95
ILLUSTRATED CASE STUDIES	Page
<b>Far West</b>	
Lincoln house, San Marino, Calif.....	96
French house, Palm Springs, Calif.....	96
Kershner house, Los Angeles, Calif.....	100
Ross house, Seattle, Wash.....	103
<b>Middle West</b>	
Heppes house, Hinsdale, Ill.....	104
Reynolds house, Glencoe, Ill.....	106
Jarre house, Grosse Pointe, Mich.....	108
Scheu house, St. Louis Co., Mo.....	110
<b>South</b>	
Akerman house, Orlando, Fla.....	112
Greeno house, Biltmore Forest, N. C.....	114
<b>Northeast</b>	
McLaughlin house, Germantown, Pa.....	116
Williams house, Madison, N. J.....	118
Hohe house, Larchmont, N. Y.....	120
Melnick house, Brookline, Mass.....	122
Smith house, New Canaan, Conn.....	124



Gottschko

At left, garden terrace, house of Frank Beetson, Flintridge, Calif.; Marston & Maybury, architects. Above, terrace, house of William H. Baldwin, New Canaan, Conn.; Cameron Clark, architect.

## Outdoor Living Areas

DEVELOPMENT OF outdoor areas for various purposes requires as much care as do those within-doors. The accompanying checklist is intended to call to the designer purposes to be served in providing such outdoor areas. The list may be reorganized, added or amplified at will.

It is recognized that many schemes may be evolved for a given plot, each satisfactory in that it fulfills a set of requirements. Therefore precise plans and recommendations are not in the scope of this study.

### Areas

A narrow definition of outdoor living areas eliminates all but those carefully planned for dining, relaxing, playing, entertaining, reading, etc. Placement of such areas in relation to the house is a matter for consideration in reference to: ease of access from indoors; convenience for service. In relation to outdoor factors, the following are important: placement for sun, shade, summer breezes; degree of privacy desired; utilization of pleasant outlook; circulation. Depending on the importance assigned to the preceding factors, house and landscape design may be modified to complement or enhance existing natural conditions.

In planning, constructing, and equipping outdoor living areas, the following are important: sizes, dimensions, and clearances adequate to contain furniture, equipment, and persons using them; foundation, structure, and surfacing of areas to suit their purpose; and furniture and equipment for lighting, shade, radio, water supply, and similar services.

Time-Saver Standards on the following pages present methods of constructing common outdoor units. Data have been assembled from material compiled by A. D. Taylor, Landscape Architect, President, American Society of Landscape Architects. All information reflects common practise.

### Bibliography

- Art of Home Landscape**, by M. E. Bottomley. A. T. De La Mare, New York. 1935. 239 pages, illus.
- Design of Small Properties**, by M. E. Bottomley. Macmillan Co., New York. 1926. 233 pages, illus.
- The Garden Handbook**, by Mary Rutherford Jay. Harper & Bro., New York. 1931. 284 pages, illus.
- Landscaping the Home Grounds**, by Leonidas W. Ramsey. Macmillan Co., New York. 1930. 169 pages, illus.
- Landscape Garden Series**, edited by Ralph Rodney Root. The Garden Press, Davenport, Ia. 1921. 10 vols., 400 pages, illus.

## CHECKLIST for OUTDOOR AREAS

### TYPES OF AREAS

#### Public areas

Lawn, planting area, entrance drive, etc., facing on public highway

#### Utility areas

Service court; service entry; drying yard; refuse disposal area; garage; kitchen or vegetable garden; children's play area; tool and equipment storage space

#### Living areas

Porch—living or dining; terrace—living or dining; seclusion area; cooking area—outdoor fireplace, grill, barbeque; sunbathing area—deck, garden, etc.; exercise area; hobby area; game area, court; pleasure garden; pool—fish, lily, reflecting, swimming; court, patio; lawn; garden house; arbor, trellis

### BOUNDARIES, CIRCULATION

Walls, fences  
Retaining; boundary; ornamental

#### Walkways

Entrance; service; garden

#### Roadways

Entrance drive; service drive; private road; bridle path

### SERVICE SYSTEMS

#### Water supply

Lawns; planting areas; gardens—vegetable and pleasure; pools—fish, lily, reflection, swimming; service, as car-washing, etc.; garden structures, outbuildings, etc.; hobby areas

#### Drainage

Subsurface; surface; garden structures, outbuildings, pools, etc.

#### Lighting and power

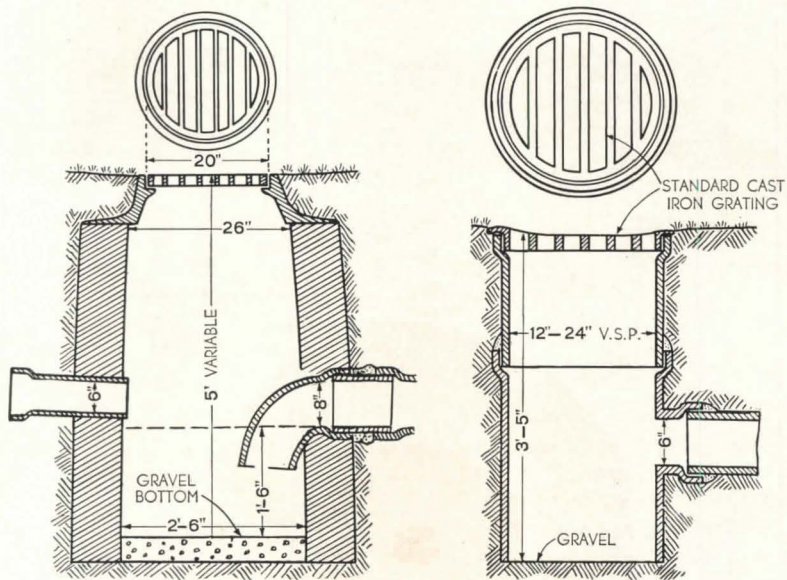
Entrances; garages, outbuildings, hobby areas; roadways, walkways; garden and grounds

INFORMATION contained in the notes and drawings on this and the following three pages is based on common practice. However, other methods than those illustrated will often prove entirely satisfactory; the data are intended to serve as guides in developing solutions to

individual problems.

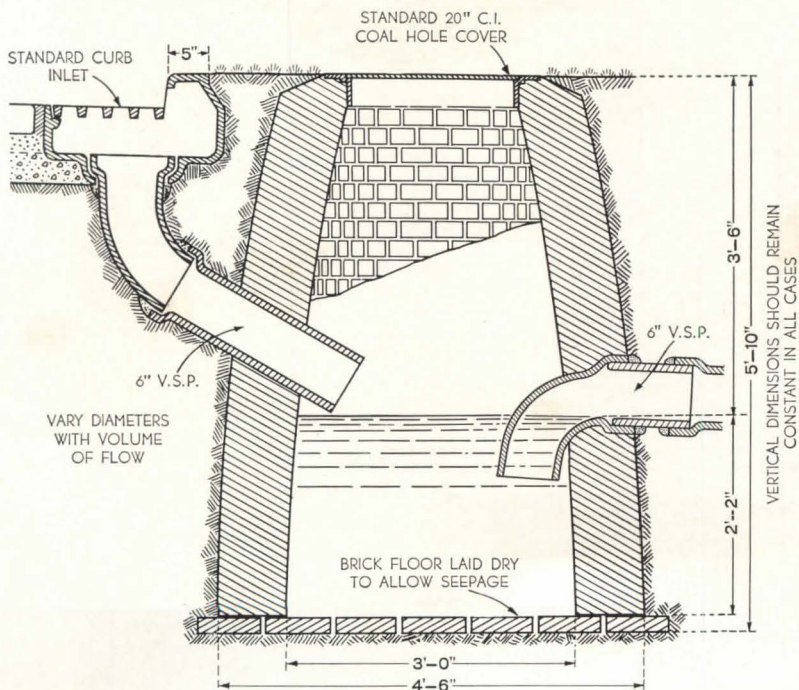
In some cases data may be adapted to other structures than those expressly indicated. Walkway siding, for instance, is similar to terrace siding.

**CATCH BASINS**



BRICK OR CONCRETE

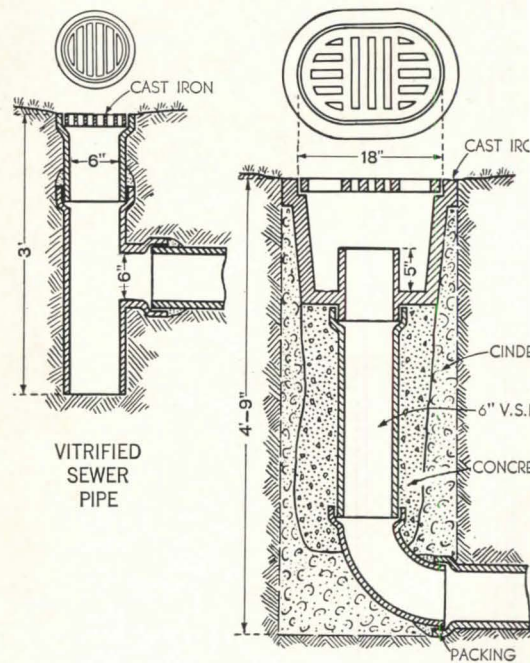
VITRIFIED SEWER PIPE



CATCH BASIN WITH CURB INLET

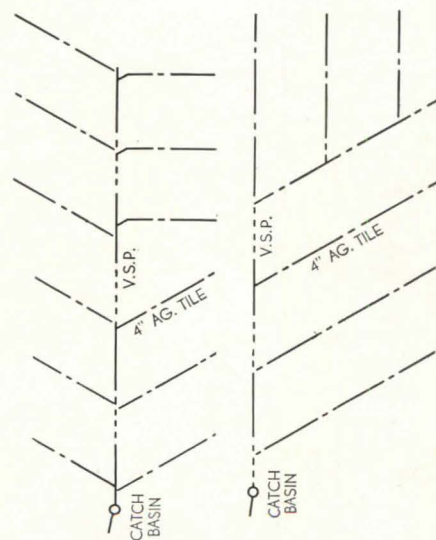
SCALE: 1/2" = 1'-0"

**INLETS**



VITRIFIED SEWER PIPE

OVAL PARK INLET



TYPICAL PIPE  
FIELD LAYOUTS

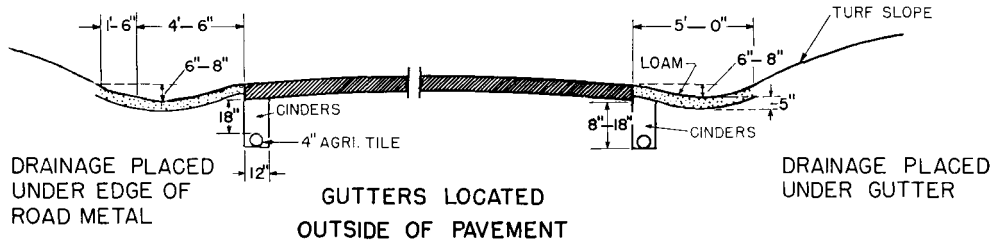
NO SCALE

Prepared by A. D. TAYLOR LANDSCAPE ARCHITECT

# GUTTER AND CURB CONSTRUCTION

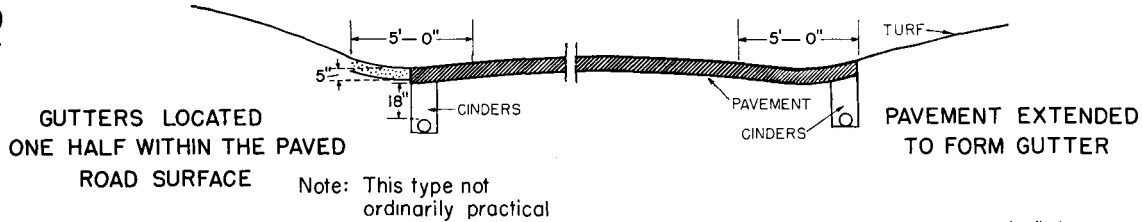
## TURF GUTTERS

SCALE  $\frac{1}{8}'' = 1'-0''$



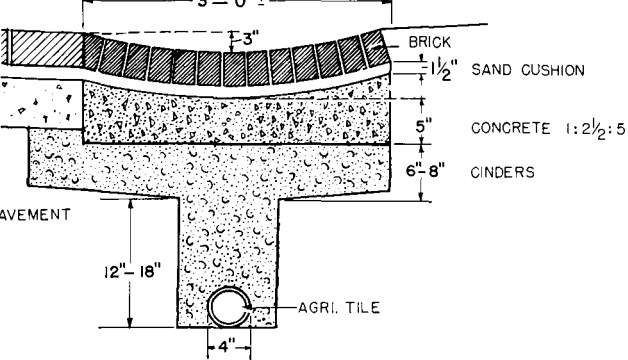
## TENDED PAVEMENT

SCALE  $\frac{1}{8}'' = 1'-0''$

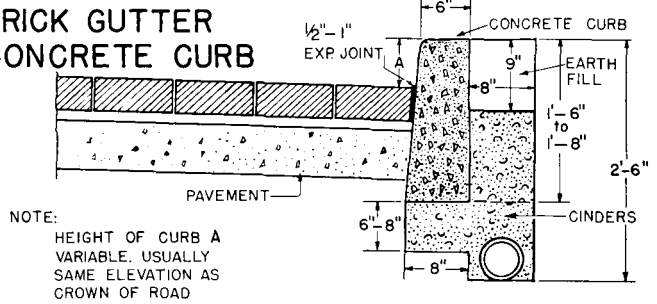


Note: This type not ordinarily practical

## BRICK GUTTER

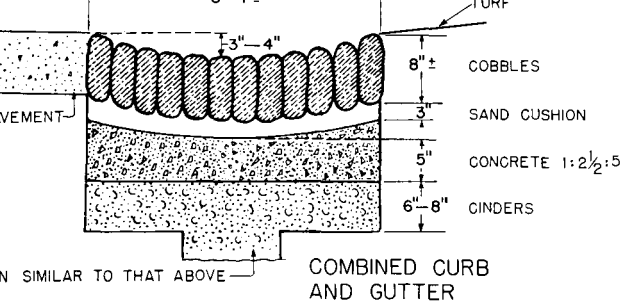


## BRICK GUTTER CONCRETE CURB

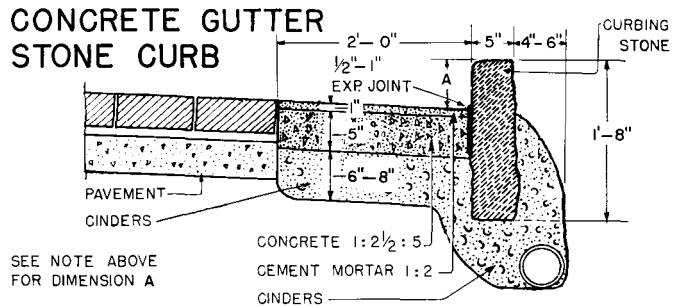


NOTE: HEIGHT OF CURB A VARIABLE, USUALLY SAME ELEVATION AS CROWN OF ROAD

## COBBLESTONE GUTTER

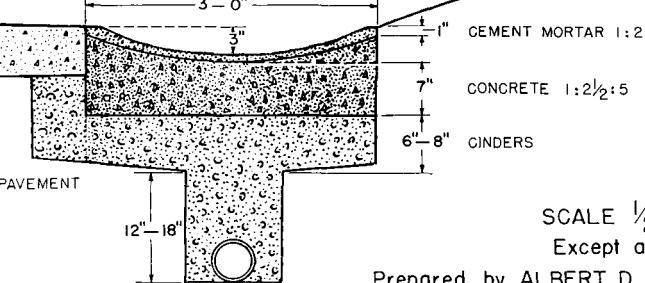


## CONCRETE GUTTER STONE CURB

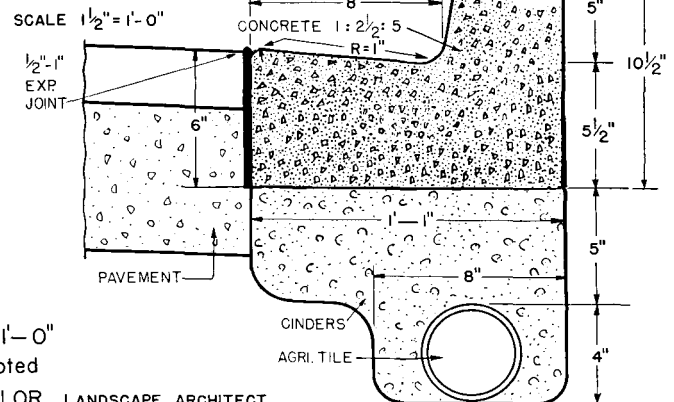


SEE NOTE ABOVE FOR DIMENSION A

## CONCRETE GUTTER



## CONCRETE GUTTER AND CURB

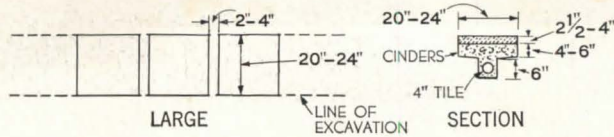


SCALE  $\frac{1}{2}'' = 1'-0''$   
Except as noted

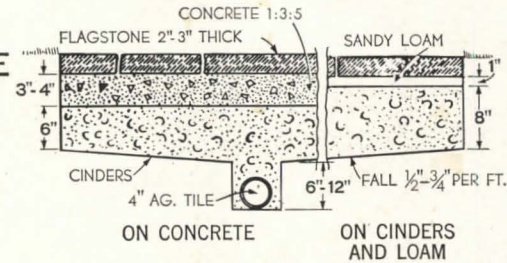
Prepared by ALBERT D TAYLOR LANDSCAPE ARCHITECT

**STEPPING STONES**

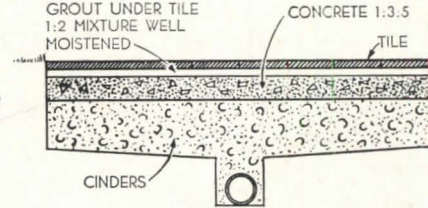
SCALE:  $\frac{3}{16}'' = 1'-0''$



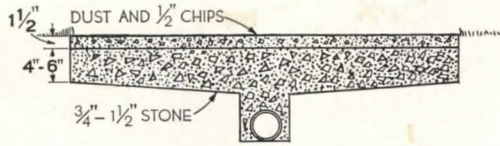
**FLAGSTONE**



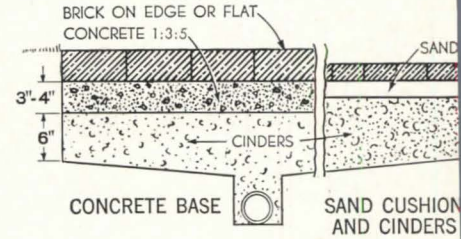
**TILE (CONCRETE BASE)**



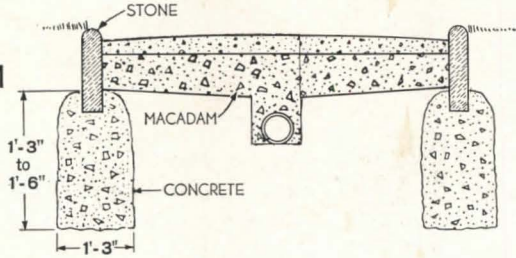
**MACADAM OR GRAVEL**



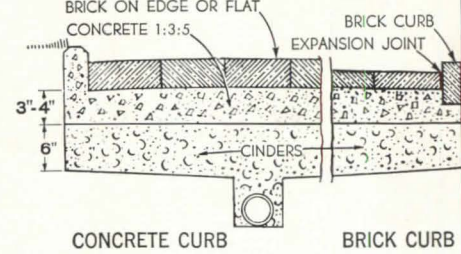
**BRICK**



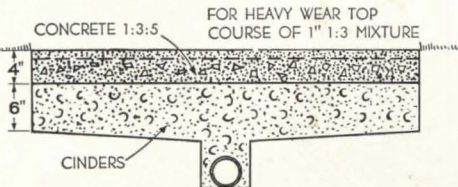
**MACADAM (WITH CURBS)**



**BRICK (WITH CURBS)**



**CONCRETE (FROST RESISTING)**

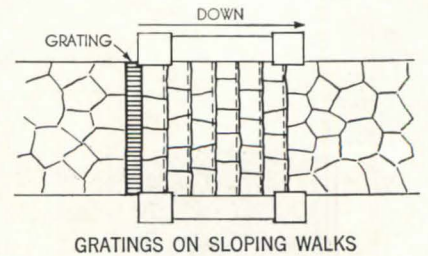
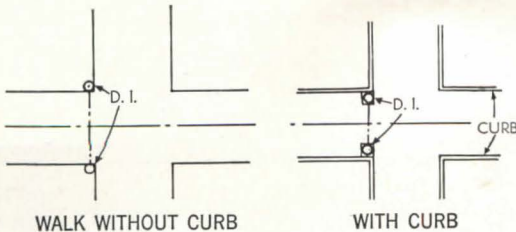

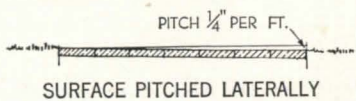


**CONCRETE (NO FREEZING PROBLEM)**



SCALE:  $\frac{1}{2}'' = 1'-0''$

**WALK DRAINAGE**



NO SCALE

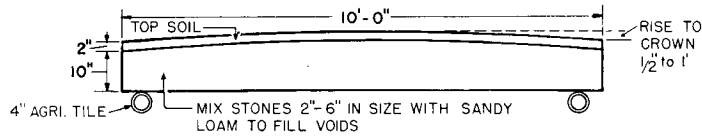
DRAIN INLET LOCATIONS

Prepared by A. D. TAYLOR LANDSCAPE ARCH.

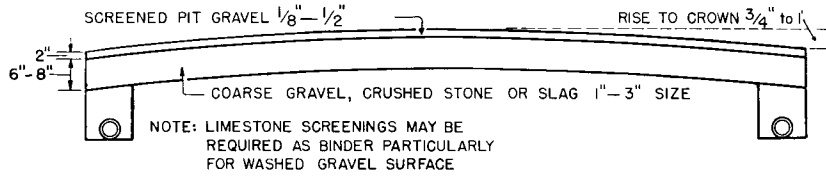


**OUTDOOR AREAS—  
DRIVEWAY CONSTRUCTION**

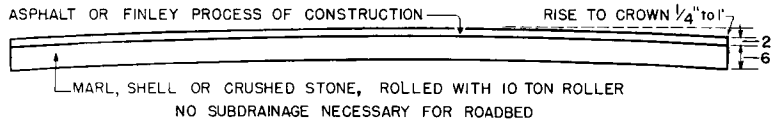
**TURF DRIVE**



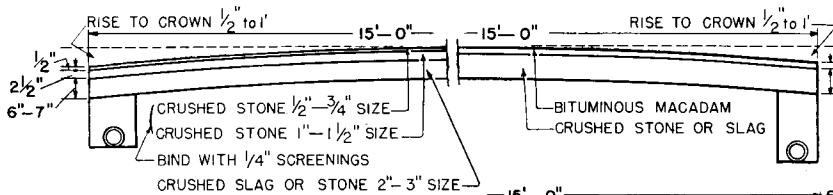
**GRAVEL**



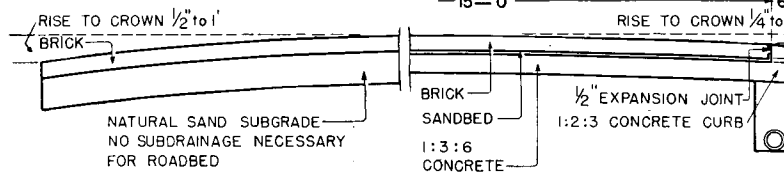
**ASPHALT  
(OR FINLEY PROCESS)**



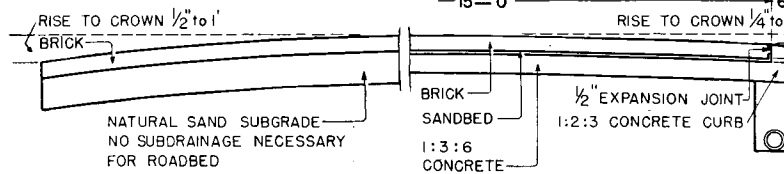
**MACADAM  
WATERBOUND**



**MACADAM  
BITUMINOUS**




**BRICK  
ON NATURAL SAND**

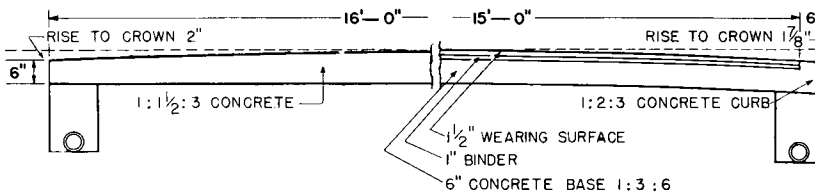


**BRICK  
CONCRETE BED**

**BRICK OR MEDINA  
BLOCK ON CINDERS**

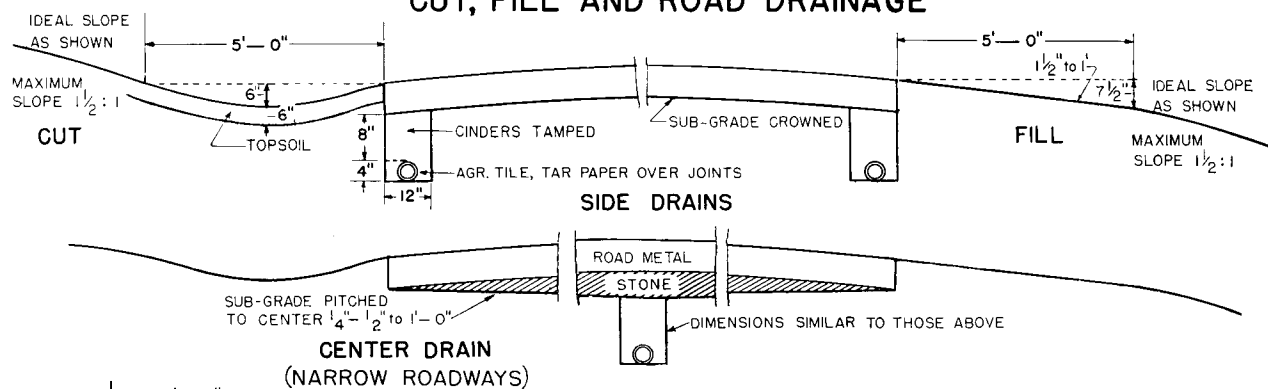


**CONCRETE  
PLAIN**



**CONCRETE  
BITUMINOUS**

**CUT, FILL AND ROAD DRAINAGE**



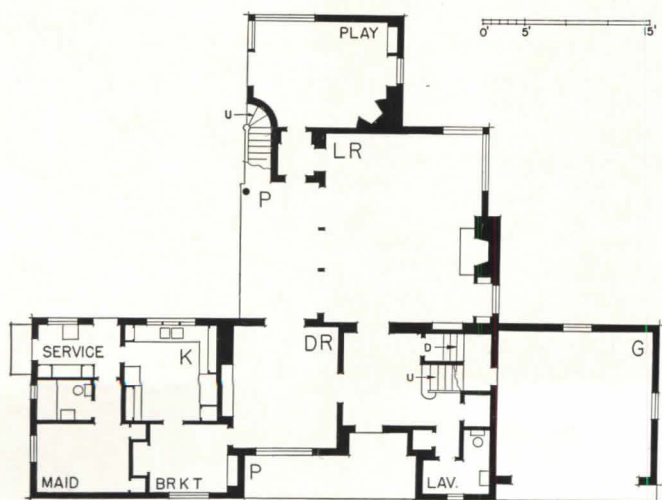
Prepared by A.D. TAYLOR LANDSCAPE ARCHITECT

Photos by Geo. D. Haight

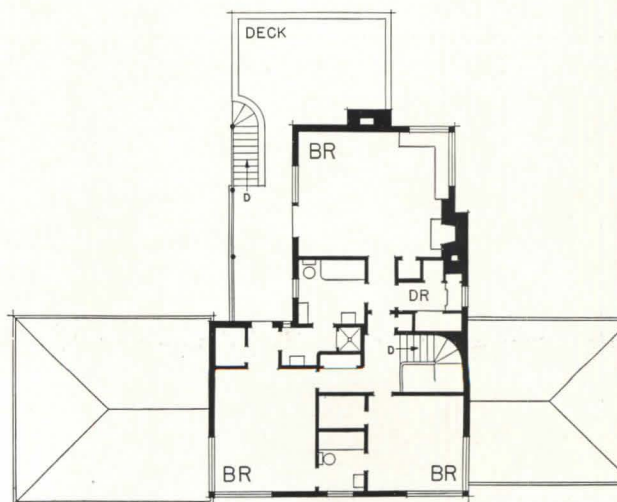


House for Chester Lincoln, SAN MARINO, CALIFORNIA

H. ROY KELL  
Architect



First floor



Second floor



Above, the patio, equipped for outdoor living and dining. At left, stairhall looking through the living room to the porch. An outdoor stair leads directly from the second floor balcony to the patio.



#### MATERIALS AND EQUIPMENT

##### FOUNDATION

Concrete

##### EXTERIOR

Walls: Cement stucco, brick veneer over wood studs

Roof: Red cedar shingles

Insulation: Celotex lath, Celotex Corp.

Sash: Steel casements

##### INTERIOR

Walls: Wood studs and gypsum plaster; living room walls and trim,

Philippine mahogany

Floors: Oak

Trim: White pine painted


##### EQUIPMENT

Heating: Hot-air furnaces

Plumbing: Fixtures, Standard Sanitary Mfg. Co.; galvanized steel pipes

Electrical installation: Conduit and safecote wire

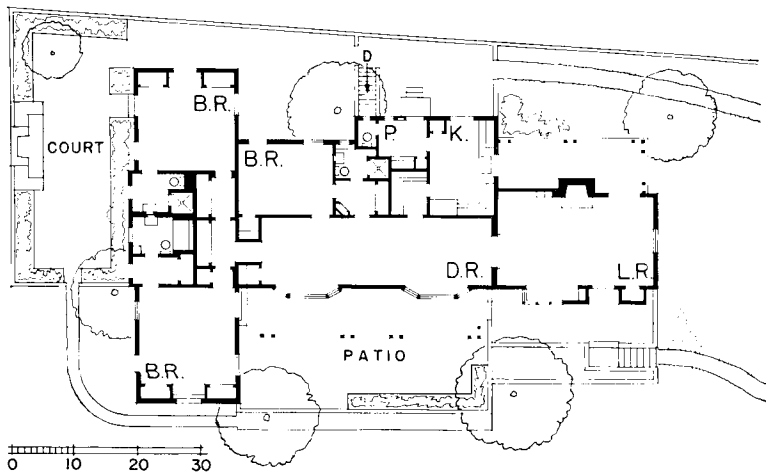
Actual cost, 36c per cubic foot. Architect estimates present cost at 42-44c



Photos by Matt Studio

**House for J. E. French, PALM SPRINGS, CALIFORNIA**

**CHARLES O. MATCHAM**  
Architect



First floor and partial plot plan

**MATERIALS AND EQUIPMENT**

**FOUNDATION**

Concrete

**STRUCTURE**

Wood frame

**EXTERIOR**

**Walls:** Garden, hollow cement tile, Palm Springs Building Supply Co.

**Roof:** Tile, Gladding, McBean & Co.

**Sash:** Steel, Truscon Steel Co.; awnings, wood louver, Shutter Awning Co.

**Insulation:** Coast Insulating Co.

**Doors:** Garage, Overhead Door Co. of Southern California

**INTERIOR**

**Walls:** Plaster board lath, U. S. Gypsum Company; tile, Pomona Tile Co.; vertical boards in living room

**Ceilings:** Exposed rafters, plaster between, in living room; plaster elsewhere

**EQUIPMENT**

**Heating and ventilating:** Gas, forced air, Payne Furnace Supply Co.; gas hot water heater, General Water Heater Co.

**Plumbing:** Fixtures, Standard Sanitary Mfg. Co.

**Glass:** Carrara, Pittsburgh Plate Glass Co.



**Electrical installation:** Lighting fixtures, Solar Light Fixture Co.

**Linoleum:** Armstrong Cork Co.

Cost, including garden walls, garage and servants' quarters over garage: \$18,000



Garage seen in photo on opposite page also contains servants' quarters. Above, patio; below, left, dining bay; right, bedroom interior.

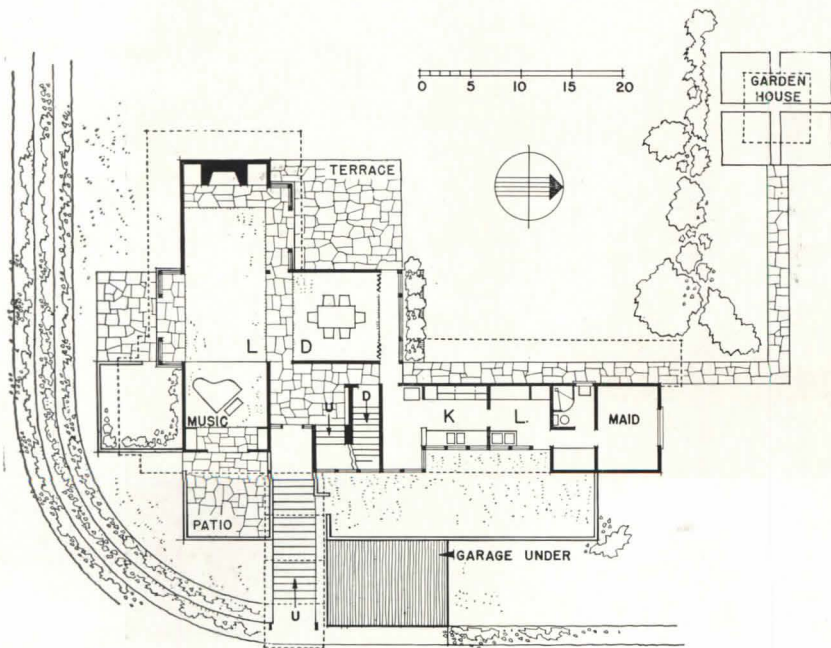


Photos by Fred R. Dapprich

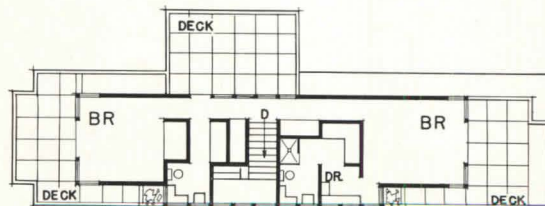


House for Miss Helene Kershner, LOS ANGELES, CAL.



HARWELL HAMILTON HARR  
Design



THE LARGE WINDOWS shown in plan, and the use of flagstone within doors, serve to tie the house to the surroundings. Yet privacy from the highway is maintained, as can be seen above. The house crowns a hilltop; the living room's south bay overlooks a wide valley. The "garden house" contains guest accommodations, and is secluded behind planting.



At left, first floor and plot plan; above, second floor plan




anged ceiling levels and  
anges from carpet to flag-  
e on the floor divide the  
ces, rather than partitions.  
e the use of cove lighting  
he dining area (top). At  
t, fireplace end of the  
eral living space.

## KERSHNER HOUSE, LOS ANGELES



Photos by Fred R. Dapprich



Top: the music room also serves as a stage. Its floor is slightly raised; the French door drapes can be drawn, or the doors opened so that the patio beyond forms the setting. Photo below also shows the south living room bay.

### MATERIALS AND EQUIPMENT

#### FOUNDATION

Concrete

#### EXTERIOR

**Walls:** 12" redwood vertical boards and battens

**Roof:** Redwood shingles 4 1/2" to the weather

**Insulation:** Celotex Corporation

**Sash:** Outswinging wood casement

#### INTERIOR

**Walls:** 10" T. & G. vertical redwood board walls, natural finish

**Ceilings:** "Celotex", Celotex Corporation.

**Floors:** 4" T. & G. Douglas fir

#### EQUIPMENT

**Heating and air conditioning:** "Thermador" electric radiant and convection heaters; "Thermador" electric water heater, Thermador Electrical Mfg. Co.

**Plumbing:** Pipes, galvanized iron; fixtures, Standard Sanitary Mfg. Co.

**Kitchen:** Refrigerator; electric range; water softener; washing machine; ironer

**Electrical installation:** Custom built radio and record playing system; lighting, integral reflector troughs and panels

Cost, including guest cottage, planting, etc., \$15,000





House for L. W. Ross, SEATTLE, WASHINGTON

SMITH, CARROLL and JOHANSON  
Architects

ON A SLOPING LOT, all living areas are here  
located on the top floor, most of the base-  
ment being used for recreation areas.

#### MATERIALS AND EQUIPMENT

##### FOUNDATION

concrete

##### EXTERIOR

Siding: Beveled  $\frac{3}{4}$ " x 10" cedar siding

Roof: 16" Certigrade cedar shingles left natural

Plaster: Celotex lath on ceilings, Celotex Corpora-

tion: Wood

##### INTERIOR

Plaster: Blue Diamond plaster on wood lath and studs

Flooring: Oak in living portion; tile in bath; linoleum

kitchen, Armstrong Cork Products Co.

Trim: Fir, painted

##### EQUIPMENT

Heating and air conditioning: Roscoe

Piping: Pipe, galvanized iron; fixtures, Standard

Plumbing Mfg. Co.

Kitchen: Range; refrigerator; provision for dish-

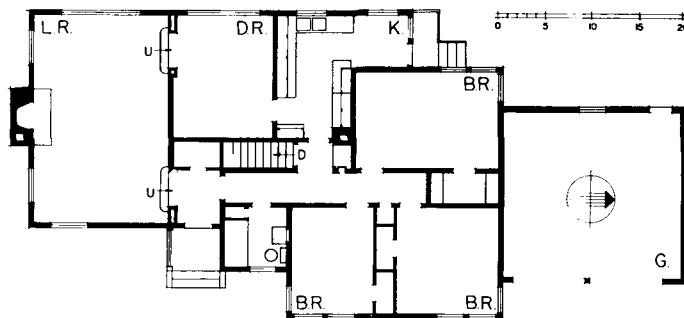
washer

Miscellaneous: Illumination of grounds; firehose for

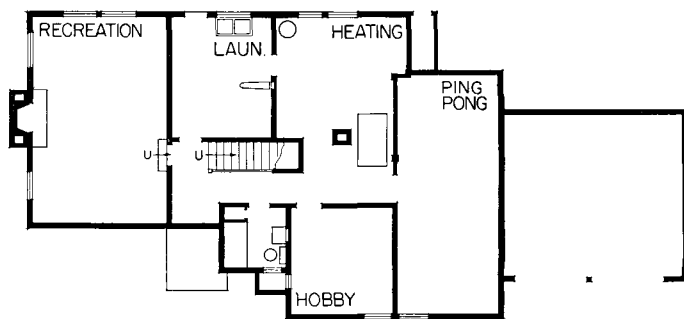
emergency use

Lighting and wiring: Knob and tube system

Cost: 29c per cubic foot



First floor

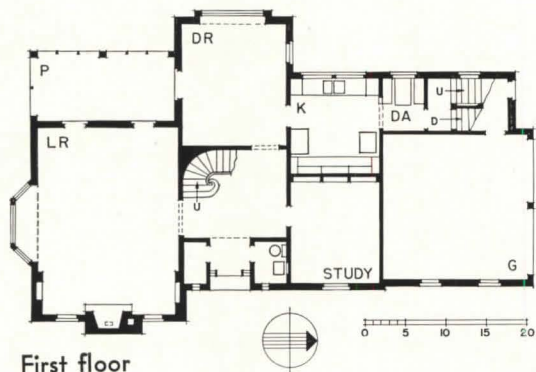


Basement

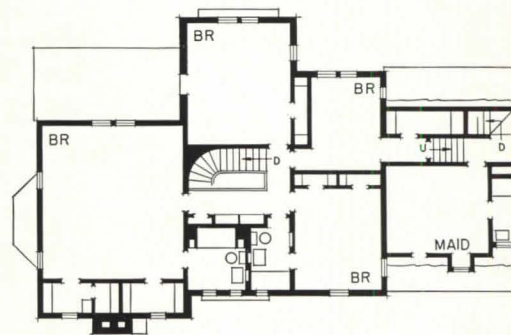


House for J. O. Heppes, HINSDALE, ILLINOIS

CHILDS and SMITH  
Architects



First floor



Second floor

#### MATERIALS AND EQUIPMENT

##### FOUNDATION

Plain concrete

##### STRUCTURE

Wood studs and wood roof framing

##### EXTERIOR

**Walls:** Wide wood siding and common brick veneer, first floor

**Sash:** Wood

**Roof:** Asphalt shingles

**Insulation:** Exterior walls and roof, wool batts, U. S. Gypsum Co.

**Painting:** Wood siding and frames, three coats lead and oil paint; common brick,

first floor and chimneys, three coats Bondex, The Reardon Co.

##### INTERIOR

**Floors:** First floor hall, dining room, kitchen, dining alcove, rear entry, lavatory, bath rooms, children's playroom, asphalt tile, The Tile-Tex Co.; other floors, straight-sawed red oak

**Walls:** Kitchen, lavatory, bath room, asphalt wall tile, The Tile-Tex Co.; study, Nu-Wood, Wood Conversion Co.; other walls, smooth plaster.

**Trim:** enameled wood; study, straight-sawed white oak finished with two coats of Minwax, The Minwax Co.



, above, dining room; below,  
all.

g: Walls and ceilings, three coats  
nd oil paint: walls of living room,  
dining room and bedrooms, pa-  
walls and ceilings of kitchen,  
om and lavatory above wainscot,  
led.

**MENT**

g: Oil-fired warm-air furnace with  
duct system, General Electric  
any.

ng: Fixtures, Kohler Co.

cal Installation: Wiring and fix-  
Cox Electric Co.

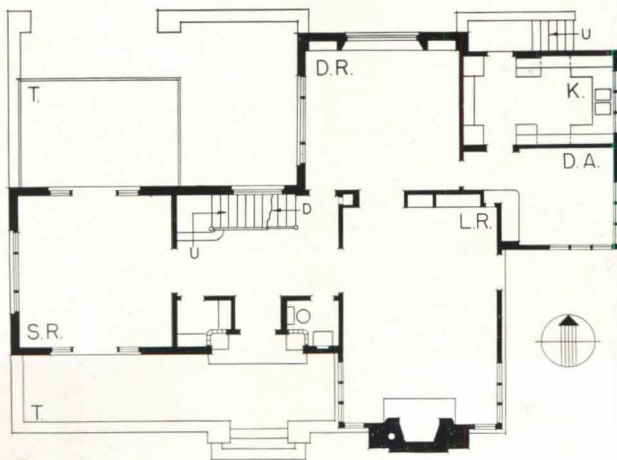
are: Sargent & Company

Photos by Hedrich-Blessing Studio



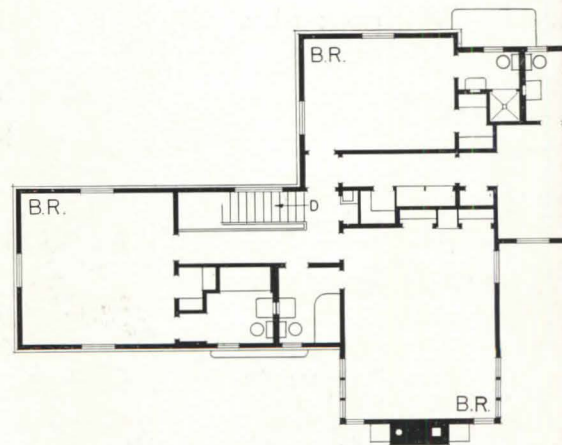
House for Mrs. Fred J. Reynolds, GLENCOE, ILLINOIS

PERKINS, WHEELER and W  
Archit



0 10 20 30

First floor



Second floor



At left, living terrace in the corner between dining and sun rooms; the screened porch awning roof is supported by the screen frames. Left, below, dining room.



## MATERIALS AND EQUIPMENT

### FOUNDATION

Continuous concrete walls and footings; waterproofing, A. C. Horn Co.

### STRUCTURE

Wood frame

### EXTERIOR

**Walls:** Hard burned select common brick; 1" x 8" cypress

**Roof:** Red cedar shingles, 5" to weather; Y. P. sheathing spaced 2"; flashing, gutters and leaders, 26 ga. "Toncan", Republic Steel Corp.

**Sash:** Wood double hung and casement

**Doors:** White pine; garage, lift type, McKee Door Co.

**Insulation:** Exterior walls, knee walls and roof, 3 1/2" batts, U. S. Gypsum Co.

**Painting:** Lead and oil

### INTERIOR

**Walls:** 3/8" Rocklath, 3 coats gypsum plaster; painted and papered

**Floors:** Living room, bedrooms and halls, 25/32" clear red oak; kitchen, edge grain fir; baths, ceramic tile, baths 1 and 2, edge grain fir, bath 4 and lavatory; porches, concrete; kitchen, bath 4 and lavatory, linoleum, Armstrong Cork Products Co.

**Trim:** White maple in principal first floor rooms, poplar elsewhere; doors, "Rezo" stock maple and birch, Paine Lumber Co.

**Painting:** Walls, lead and oil; kitchen and baths, enamel; ceilings, kalsomine; floor, stained and varnished; trim (maple), clear lacquer, (poplar), flat paint

### EQUIPMENT

**Heating and air conditioning:** Forced warm air filtered, oil fired system, Herman Nelson Corp.; hot water heater, Williams Oil-O-Matic Heating Corp.; thermostat, Minneapolis-Honeywell Regulator Co.

**Plumbing:** Fixtures, Kohler Co.; supply pipes, galvanized steel; sump pump in basement, Chicago Pump Co.

**Weatherstripping:** Doors and windows, Chamberlain metal weatherstrips


**Glass:** Pittsburgh Plate Glass Co.; glass brick, Owens-Illinois Glass Co.

**Hardware:** Solid brass, Yale and Towne Manufacturing Co.

**Electrical Installation:** Rigid conduit wiring system; switches, Pass & Seymour, Inc.; fixtures, Walter G. Warren & Co.

Cost including fees, excluding land, landscaping, furnishings: \$24,300

Photos by Robert W. Tebb

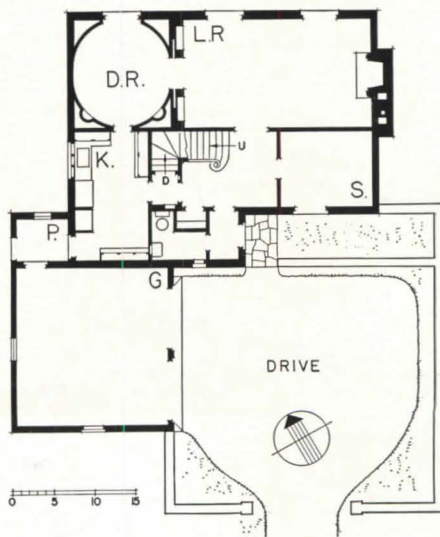


House for Dr. H. A. Jarre, GROSSE POINTE FARMS, MICH.

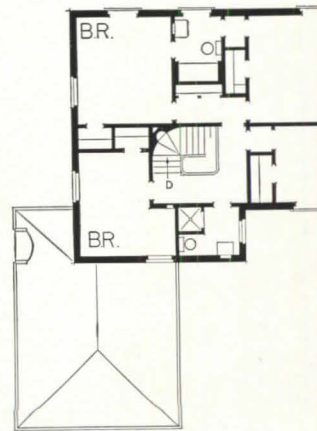
HEWLETT and LUCKENBACH  
Architects



Basement



First floor



Second floor



Living room interior  
 Detail of stair



## MATERIALS AND EQUIPMENT

### FOUNDATION

Concrete block

### STRUCTURE

Wood frame

### EXTERIOR

**Walls:** Brick veneer

**Roof:** Wood shingle; "Toncan" sheet metal, Republic Steel Co.

**Insulation:** Side walls and second floor ceiling, rock wool, Johns Manville

**Sash:** Wood casement and copper screens

**Painting:** Exterior masonry, Medusa cement paint, Medusa Portland Cement Co.

### INTERIOR

**Floors:** Oak strip finish; main hall, black asphalt tile; master bedroom, oak block; stair treads and nosings, sheet rubber; kitchen, linoleum

**Painting:** Main hall, light gray; study, turquoise blue; ceiling, off-white; kitchen walls, light gray, yellow ceiling; black floor in dining room. Pittsburgh "Wall-hide" for interior undercoat, Pittsburgh Plate Glass Co.; "Ripolin" enamel, The Glidden Company; "Minwax" floor finish, Minwax Co., Inc.

### EQUIPMENT

**Heating:** Air circulation, humidification, Gilbarco Air-Conditioning, Gilbert & Barker Mfg. Co.

**Waterproofing:** Asphaltic, exterior basement wall

**Hardware:** Dull chrome

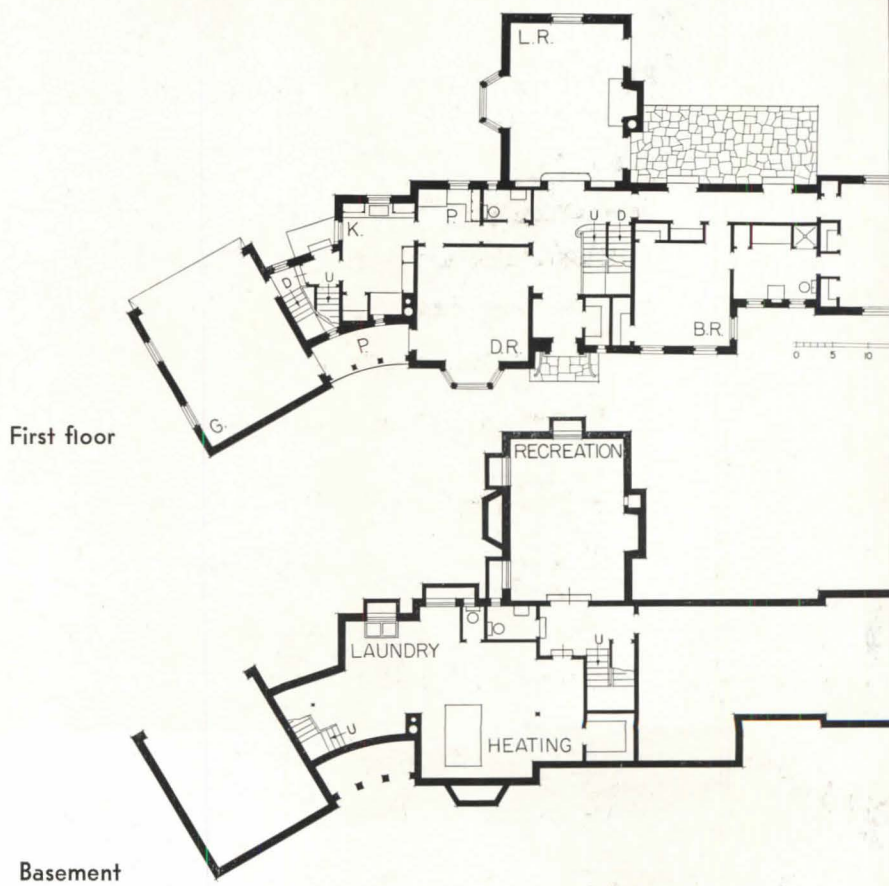
Cost, house only: 37c per cu. ft.

Photos by Alexander Pigoet



House for Albert J. Scheu, ST. LOUIS COUNTY, MISSOURI

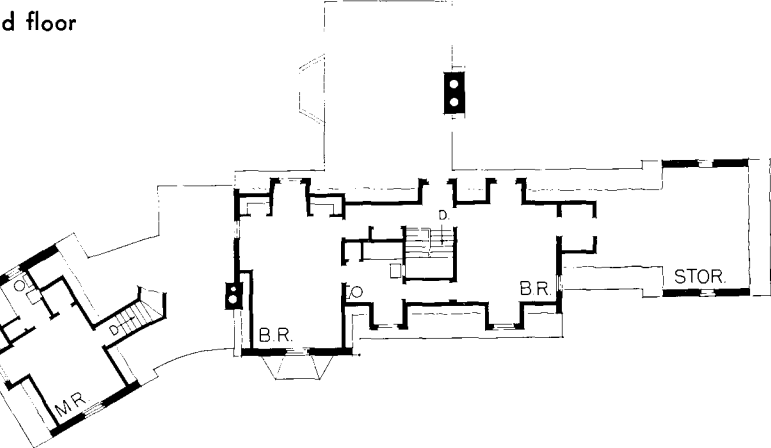
GRAY and PAU  
Archit







room interior



1st floor

## MATERIALS AND EQUIPMENT

### FOUNDATION

Concrete walls

### STRUCTURE

Reinforced concrete slab over entire first floor and garage; frame and veneer walls; wood roof framing

### EXTERIOR

**Walls:** Brick, Hydraulic Press Brick Co.

**Roof:** Slate, weathering green; 16-oz. cold rolled copper sheet metal work

**Insulation:** Gimco rock wool batts, General Insulation & Manufacturing Co.

**Painting:** "Creo-Dipt" white brick paint, Creo-Dipt Co., Inc.

### INTERIOR

**Floors:** Random width oak flooring on first floor; second floor, oak strip flooring. First floor, Wood Mosaic Co.; baths and lavatory, National Tile Co.

**Trim:** Poplar, enameled

**Partitions:** Wood with metal lath and plaster. Lath, Northwestern Expanded Metal Lath Co.; plaster, Acme Certaineed Products Co.

**Doors:** Overhead garage doors, McKee Door Co.

### EQUIPMENT

**Heating:** AFCO warm-air system with Century oil burner, American Furnace Co.; hot-water heater, Williams Oil-O-Matic Corp.

**Weatherstripping:** Monarch Weatherstrip Co.

**Plumbing:** Fixtures, Standard Sanitary Mfg. Co.

Cost, including fees: 41.9c per cubic foot

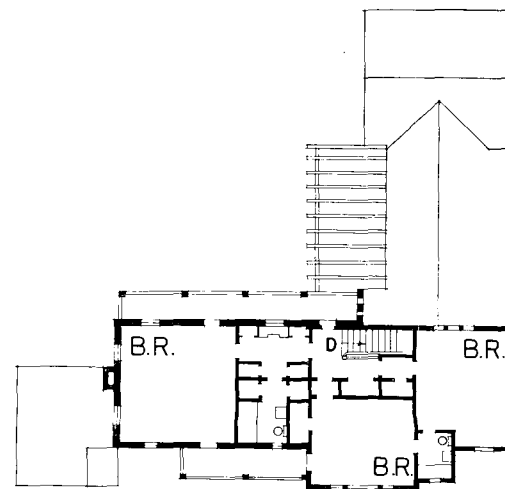
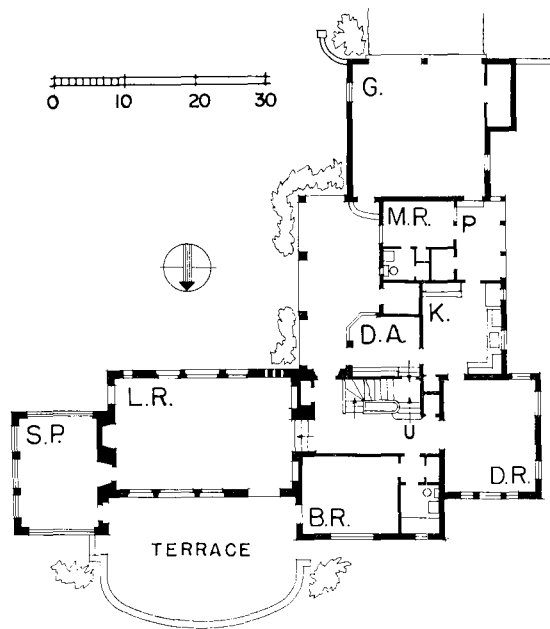


**House for Hugh Akerman, ORLANDO, FLORIDA**


**MAURICE E. KRES**  
**Archi**

THIS HOUSE lies between the road and Spring Lake; hence the principal living areas open toward the water view. Concrete block walls are exposed, indoors and out, and are

painted. The color scheme is st... sash being blue inside and out; w... white; roof, variegated reds; and... ings, formed by the exposed sec... floor planking, stained red-br



At left, first floor;  
 above, second floor



Facing page, lake front; above, entrance front; below, view through living room toward stair hall



## MATERIALS AND EQUIPMENT

### FOUNDATION

Concrete

### STRUCTURE

Concrete block and frame

### EXTERIOR

**Walls:** Specially textured concrete block generally, 4" x 16" face showing; second story cypress boards and battens

**Sash:** Metal casements, screened, Hope's Window's Inc.

**Roof:** Wood frame; pastel red variegated cement tile finish, Pittman-Sipple Tile Co.

**Insulation:** Roof, "Celotex", Celotex Corp.

### INTERIOR

**Floors:** On fill, 8" concrete slab; suspended, wood frame

**Walls:** Concrete block exposed and painted; baths, tile and plaster; remainder, plank and plaster

**Ceilings:** First floor, exposed beams and floor planking

**Stairs:** Solid Y.P. logs, wrought iron rail

### EQUIPMENT

**Heating:** Waterman Waterbury furnace; A. B. C. blower; Williams Oil-O-Matic burner; Minneapolis-Honeywell temperature controls "Solar" hot-water heater, General Electric auxiliary

**Plumbing:** Copper piping; fixtures, Standard Sanitary Mfg. Co.

**Hardware:** Russell & Erwin Mfg. Co.

Cost, including fees: \$15,500

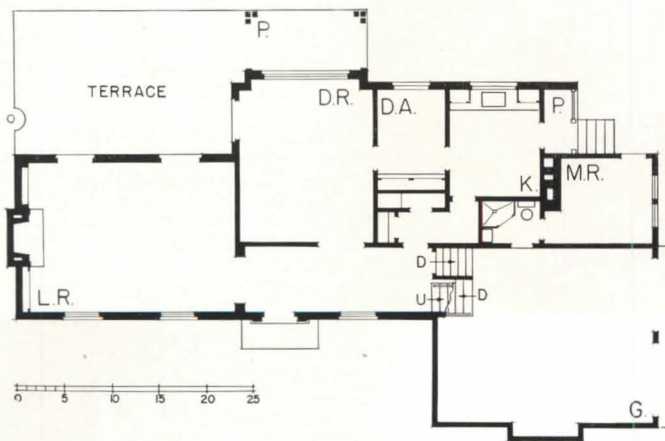
Photos by F. S. Lincoln



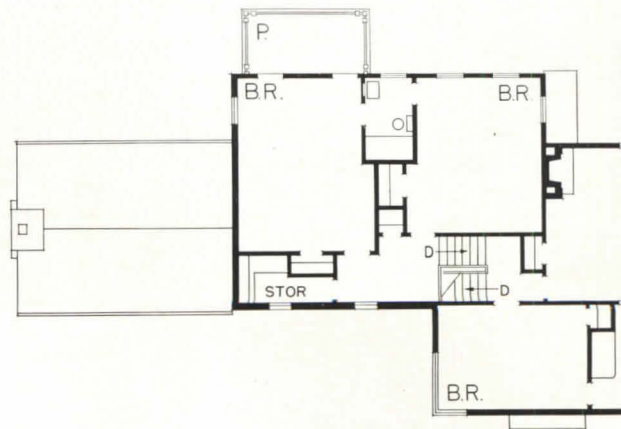
House for Miss Dorothy Greeno, BILTMORE FOREST, N. C.

HENRY IRVEN GAINES  
Architect

NOTEWORTHY in these plans are the location of maid's room, with a private exterior door and access through the garage directly to the front hall; and study-bedroom-bath grouping over the garage.



First floor



Second floor



end of living  
n; at right, sec-  
floor study

## MATERIALS AND EQUIPMENT

**FOUNDATION**  
Concrete footings, common brick walls

**STRUCTURE**  
Wood frame

**INTERIOR**  
Walls: Common brick and red cedar shingles  
Floor: Wood frame  
Windows: Wood windows; metal casements, De-  
Steel Products Co.; screens, "Rolscreen",  
Screen Company  
Roof: Clay tile, B. Mifflin Hood Co.; copper

flashing: G. I. downspouts and gutters  
**Insulation:** Rock wool in ceiling area, Johns-  
Manville  
**Painting:** Shingles, Cabot's stain, Samuel  
Cabot, Inc.

**INTERIOR**  
Walls: Plaster on wood lath, U. S. Gypsum  
Co.  
Floors: Bathrooms, kitchen and breakfast  
room, linoleum, Armstrong Cork Products Co.;  
bathroom bases and wainscots, structural  
glass; other floors, oak.

**Trim:** White pine  
**Painting:** Trim, colored "Minwax," Minwax  
Co., Inc.

## EQUIPMENT

**Heating:** Forced warm air with filters, Fox  
Furnace Co.; stoker, Iron Fireman Manufac-  
turing Co.

**Plumbing:** Fixtures, Standard Sanitary Mfg.  
Co.; kitchen sink, Tracy Mfg. Co.

**Hardware:** Russell & Erwin Mfg. Co.

Cost: \$16,000



Photos by Ph. B. Wallace

**House for Marcellus McLaughlin, GERMANTOWN, PA.**

**RICHARD W. MECASKI**  
Architect

**MATERIALS AND EQUIPMENT**

**FOUNDATION**  
Local stone

**STRUCTURE**  
Local stone

**EXTERIOR**  
**Roof:** Slate, variegated thickness and color  
**Sash:** Wood casement with leaded glass; built-in roll screens, Watson Screen Co.  
**Insulation:** Rock wool 2" thick on all exterior walls, 4" over third floor ceiling and garage ceiling.  
**Painting:** Stained and oiled wood work

**INTERIOR**  
**Floors:** Living room, dining room, library and hall, random width oak, screwed and plugged;

bedrooms and hall, white oak T & G, 2" x 4" planks  
**Painting:** Stained and waxed walnut paneling in library and stair spandrel; all other interior woodwork painted.

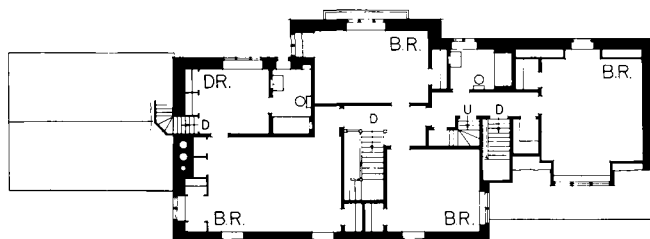
**EQUIPMENT**  
**Heating and air-conditioning:** Air circulation and humidification, Gar Wood oil furnace, air-conditioning unit, Gar Wood Industrial Inc.

**Plumbing:** Copper tubing; fixtures, Crane Co.  
**Kitchen:** Built-in kitchen range hood; vent fan, "The Range Venter", Universal Blower Co.

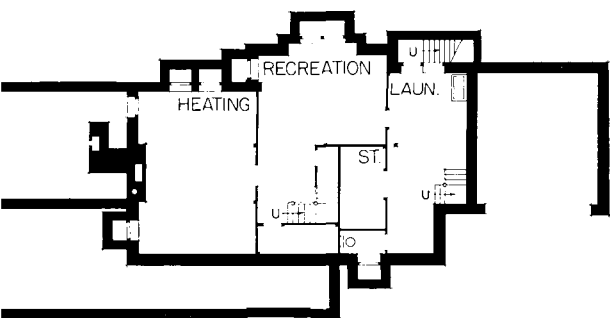
**Electrical Installation:** Phone system of intercommunication, Philco  
Cost: approx. 32c per cubic foot



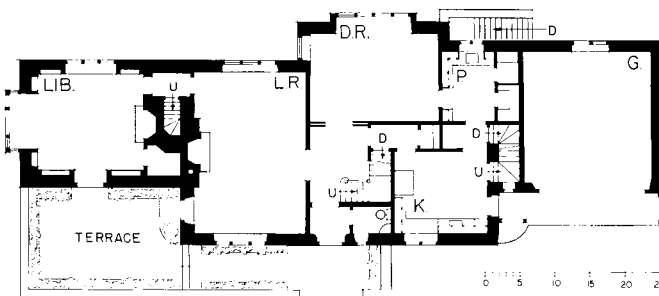
Interior of library



Second floor



Basement



First floor



Photos by George H. Van Anda

**House for Dr. Louis E. Williams, MADISON, NEW JERSEY**

**PAUL W. DRAYTON**  
Architect

THIS HOUSE includes a doctor's suite consisting of reception room, office and examination room. The suite has a private entrance, adjacent yet subordinated to the front door. The first floor lavatory can serve either doctor's suite or owner's rooms.

**MATERIALS AND EQUIPMENT**

**STRUCTURE**

Frame and brick veneer

**EXTERIOR**

**Roof:** Black slate, "Genuine Hard Vein Bangor," North Bangor Slate Co.; copper gutters, leaders and flashings

**Sash:** Double hung and casements, Andersen Corp.

**Insulation:** 4" Capitol rock wool, The Standard Lime & Stone Co.

**Doors:** Special and six panel Colonial, pine, painted; garage doors, overhead stock with Stanley hardware, The Stanley Works

**INTERIOR**

**Walls:** Plastered three coats over wire lath; main rooms papered; baths and

kitchen, Franklin tiles; game room, pine, cypress

**Doors:** Special and six panel Colonial, pine, painted

**Trim:** Special and Curtis stock

**EQUIPMENT**

**Heating:** Gas fired unit, Fox Furnace Co.; winter air-conditioned heat; temperature controls, Minneapolis-Honeywell Regulator Co.; gas hot-water heater, American Brass Co.

**Plumbing:** Fixtures, Kohler Co.; vent piping, American Brass Co.


**Weatherstripping:** Door and window metal

**Electrical installation:** Fixtures, A. V. Hendrickson & Co.

**Kitchen:** Range, gas; refrigerator, General Electric Co.

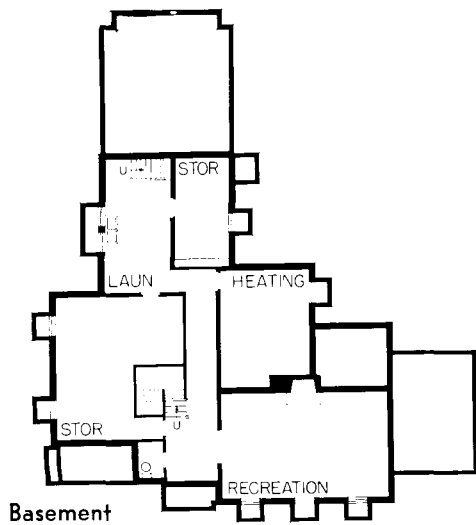
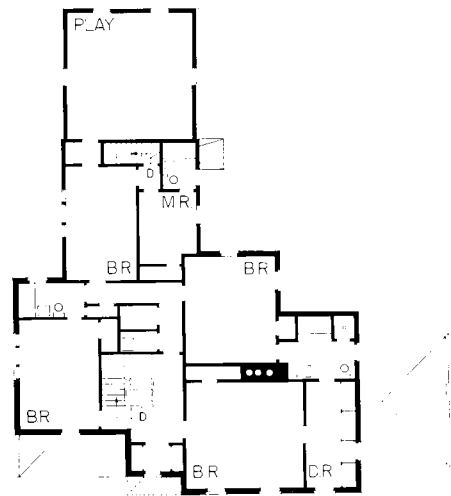
**Hardware:** Colonial brass  
Cost: 42c per cubic foot



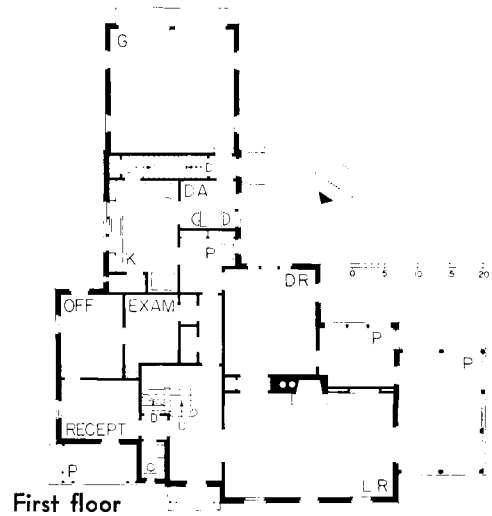


view from the north, above, shows screening of the service porch from living portions of house. The small enclosed porch between the dining room and living porch is an auxiliary living area.

Second floor



Basement



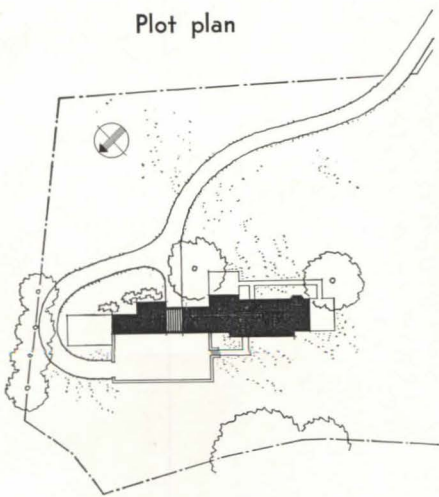
First floor



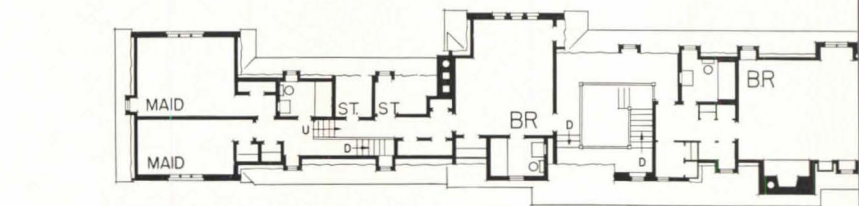
Photos by George H. Van Anda

House for Mrs. Sonja S. Hohe, HARRISON, NEW YORK

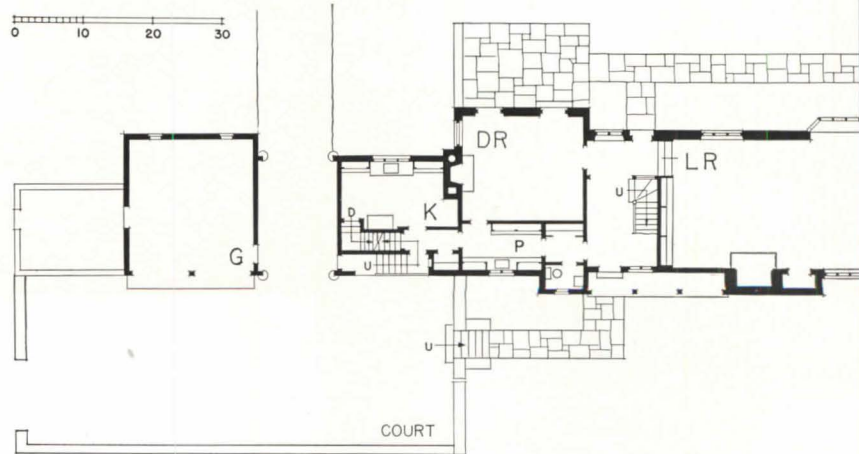
JAMES JENNINGS BEVAN  
Architect



Plot plan



Below, first floor; above, second floor






Photo on opposite page shows the courtyard front; above, detail of the entrance front, showing the driveway which passes through the building.

## MATERIALS AND EQUIPMENT

### FOUNDATION

Concrete footings and walls

### STRUCTURE

Wood frame, brick veneer

### EXTERIOR

**Walls:** Brick facing, painted; stucco at driveway

**Sash:** Steel casements, Lemco, Croft Steel Windows, Inc.

**Roof:** Tile, Ludowici-Celadon Co.

**Insulation:** Balsam-wool, Wood Conversion Co.

### INTERIOR

**Floors:** Garage, cement; kitchen, Armstrong's linoleum; first floor hall, loggia, terraces, flagstone; baths, tile; remainder, hardwood

**Walls:** 2" x 4" studs and plaster; Jacobson ornament

**Ceilings:** Exposed oak beams in living room; plaster in remainder

### EQUIPMENT

**Heating:** Boiler, Fitzgibbons Boiler Co., Inc.; radiation, American Radiator Co.; valves, Hoffman Specialty Co., Inc.

**Hardware and lighting fixtures:** Special, Charles Arcularius

**Plumbing:** Fixtures, Standard Sanitary Mfg. Co.; medicine cabinets and accessories, Hoegger, Inc.

**Fireplaces:** Dampers, H. W. Covert Co.

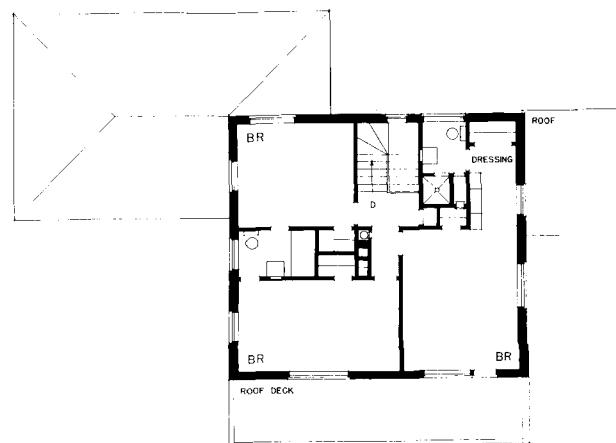
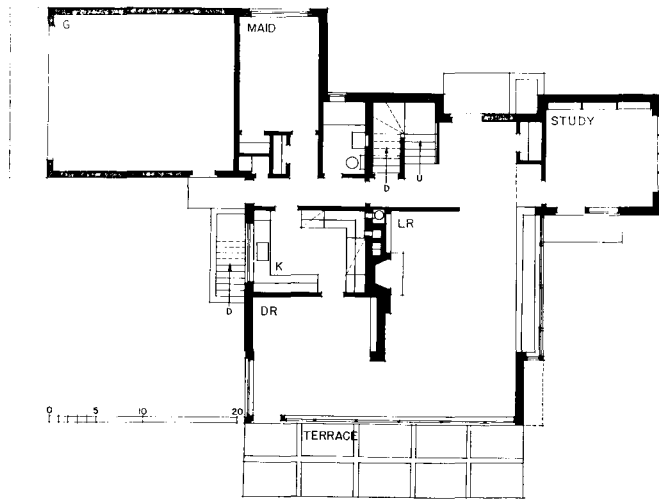
**Incinerator:** Kerner Incinerator Co.

Photos by Rollin W. Bailey



**House for Edward Melnick  
BROOKLINE, MASS.**

**SAMUEL GLASER  
Architect**



Plans: at left, first floor; above, second floor. Ph  
top, garden elevation; center, detail front entr



**MATERIALS AND EQUIPMENT**

**FOUNDATION**  
 concrete blocks 12" thick and filled with cement

**STRUCTURE**  
 for concrete, reinforced concrete beams and lintels; pre-cast concrete joists and reinforced concrete floors


**EXTERIOR**  
 Cinder concrete walls, covered with 1" Portland cement, skim coat, California Stucco Products Co.; glass block, Corning-Edwards Plate Glass Co.  
 Steel, Detroit Steel Products

Thick butt asphalt shingles  
 & Son, Inc.; built-up deck  
 : Wood to detail  
**Interior:** Walls, double airspace Reynolds metallation, type B, Metals Corp.; ceiling under roof, rock wool, U. S. Gypsum Co.

**FLOORING**  
 : Linoleum, Congoleum-Nairn,


Wood stud, gypsum lath, and plaster  
**Roofs:** Wire lath and painted  
 : "Rezo" flush, Paine Lumber

**EQUIPMENT**  
**Heating:** Winter air-conditioning, Moncrief  
**Lighting:** Fixtures, Briggs steel;  
 for hot and cold water supplies  
**Water:** First floor feed, Kerner Water Co.  
**Appliances:** Electric refrigerator, electric range, Westinghouse Electric & Manufacturing Co.  
 Cost: 42c per cubic foot



There are many interesting points about this house. Indicated in the first floor plan: undercover access to garage through a secondary hall; maid's bath, also accessible as first floor lavatory; screen partition between dining and liv-

ing areas. The built-in flower box in the living room is shown at the top of this page; lower photograph, view from dining into living areas, shows built-in china, linen and silver cupboards.



**House for John C. Smith, NEW CANAAN, CONNECTICUT**

**WALTER BRADNEE KILPATRICK**  
Architect

**MATERIALS AND EQUIPMENT**

**FOUNDATION**

Monolithic waterproof concrete

**STRUCTURE**

Wood frame

**EXTERIOR**

**Walls:** Hand rived cypress shingles

**Insulation:** Exterior walls and second-story ceiling completely enveloped in rock wool

**INTERIOR**

**Walls:** 2" by 4" stud, plastered

**Floors:** Oak

**EQUIPMENT**

**Heating:** Scott Newcomb air-conditioning system, Home Oil Co.

**Plumbing:** Fixtures, Standard Sanitary Mfg. Co.; brass piping

**Electrical installation:** Fixtures, Portchester Lighting Fixture Corp.

**Kitchen:** Stainless steel sinks; metal cabinets, Bradley Kitchen

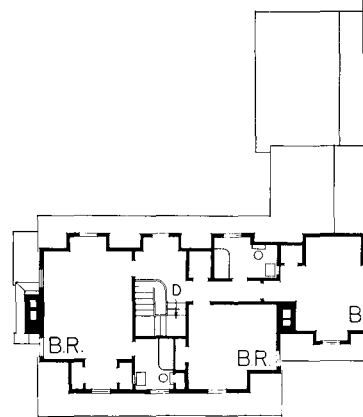
Cabinet Co.; linoleum counter tops; electric range, Westinghouse

Electric and Manufacturing Co.; domestic hot-water heater, West-

inghouse Electric and Manufacturing Co.

Cost: \$22,000

Second floor



First floor

