

New Ozalid Streamliners Now Available For Immediate Delivery

Now, you can order—and promptly receive—a new, moderately priced print-making unit that gives you these 5 new advantages at no extra cost:


- 1. SPEED.** In 25 seconds an Ozalid Streamliner reproduces your engineering drawings . . . or anything typed, drawn, printed or photographed on *translucent* paper.
- 2. EFFICIENCY.** You always get an exact-size positive (not negative) copy direct from your original . . . produced in 2 quick steps—Exposure and Dry Development.
- 3. ECONOMY.** An 8½" x 11" print costs you less than one




and a half cents per copy.

4. VERSATILITY. The lines and images on your original can be reproduced in black, blue, red, sepia, yellow . . . on paper, cloth, foil, film, or plastic.

5. SIMPLICITY. Anyone can be the operator. Place your original on Ozalid paper and feed into the Streamliner; that's 95% of the job.



Now an easy desk job. You remain seated, relaxed. All controls within easy reach. Prints are delivered on top, completely dry. Another advantage: You can install your Streamliner in any drafting room or office. Only 6 square feet of floor space is required.



A minute ago—engineering drawings. Now she's producing beautiful Ozalid Dryphotos in seconds, in exactly the same manner. Note the size: Ozalid prints can be up to 42" wide, any length. You can reproduce advertising posters, accounting reports—the work of all departments.

Expanded Production Facilities Now Permit Immediate Delivery

Thousands of Streamliners already installed. The following list is a typical cross-section of users:

Armstrong Cork Company
Bethlehem Steel Corp.
Bloomingdale Brothers
Bulova Watch Company
Chris Craft Corporation
Chrysler Corp.
Columbia Broadcasting System
Dun & Bradstreet
E. I. DuPont
General Electric Co.
General Motors Corp.
International Harvester Co.
Lever Brothers

Montgomery Ward Co.
New York Central Railroad
Northern Pacific Railway Co.
Pan American Airways, Inc.
Paramount Pictures, Inc.
Parke, Davis & Co.
Pittsburgh Plate Glass Co.
Remington Rand
Scovill Manufacturing Co.
E. R. Squibb & Son
Standard Oil Co.
Swift & Co.
Westinghouse Electric Co.

MAIL COUPON TODAY FOR FREE BOOKLET

OZALID Division of General Aniline & Film
Corporation, Johnson City, New York

DEPT. NO. 361

Gentlemen: Please send free, 24-page, illustrated booklet . . . showing all of Streamliner's uses and 10 types of Ozalid prints.

Name

Position


Company

Address



Ozalid in Canada—Hughes Owens Co., Ltd., Montreal

Better View . . .
Fresh Air too, with



In construction products **CECO ENGINEERING**



Picture Windows OF STEEL!

When we say that Picture Windows of Steel give you a better view, we mean that and more too. First, the trim lines of the steel framework increase the light area, so the view from the outside has less obstruction. Yes . . . more view gets in to you and, what is equally important, fresh air, too. That comes from controlled ventilation. We often put it this way: Picture Windows of Steel that breathe and are beautiful, too . . . that capture and control every stray breeze . . . that bring the outside fragrance into the home.

Here are other reasons why Picture Windows of Steel are preferred over all: They are made from easy-to-install standard Ceco casements. Gone are annoying delays in waiting for special framework. Because these windows always fit they are easy to operate . . . no sticking, warping, or swelling . . . no fitting, planing, or weatherstripping. And here is something you will like, too. The cost is lowest of all installed. So, specify Ceco Picture Windows of Steel . . . handsome and then some. Write for free literature.

CECO STEEL PRODUCTS CORPORATION
GENERAL OFFICES: 5701 West 26th Street, Chicago 50, Illinois

Offices, warehouses and fabricating plants in principal cities
 See Ceco catalogs in Sweet's Architectural File or write for literature



makes the big difference

3 ADDITIONAL WAYS TO MAKE A PICTURE WINDOW from CECO Stock Casements!

There are many ways to combine Ceco casements. The three combinations shown below are five-lights high. A four-light-high combination is shown on the facing page. Here's how these windows are installed.



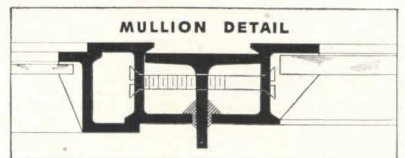
Remove all muntins and insert transom bar as illustrated. Combine windows with standard mullions.



Remove all muntins from Ceco stock casement 45-Fixed. Combine windows with standard mullions.



Remove vertical muntins from Ceco stock casement 45-Fixed. Combine windows with standard mullions.

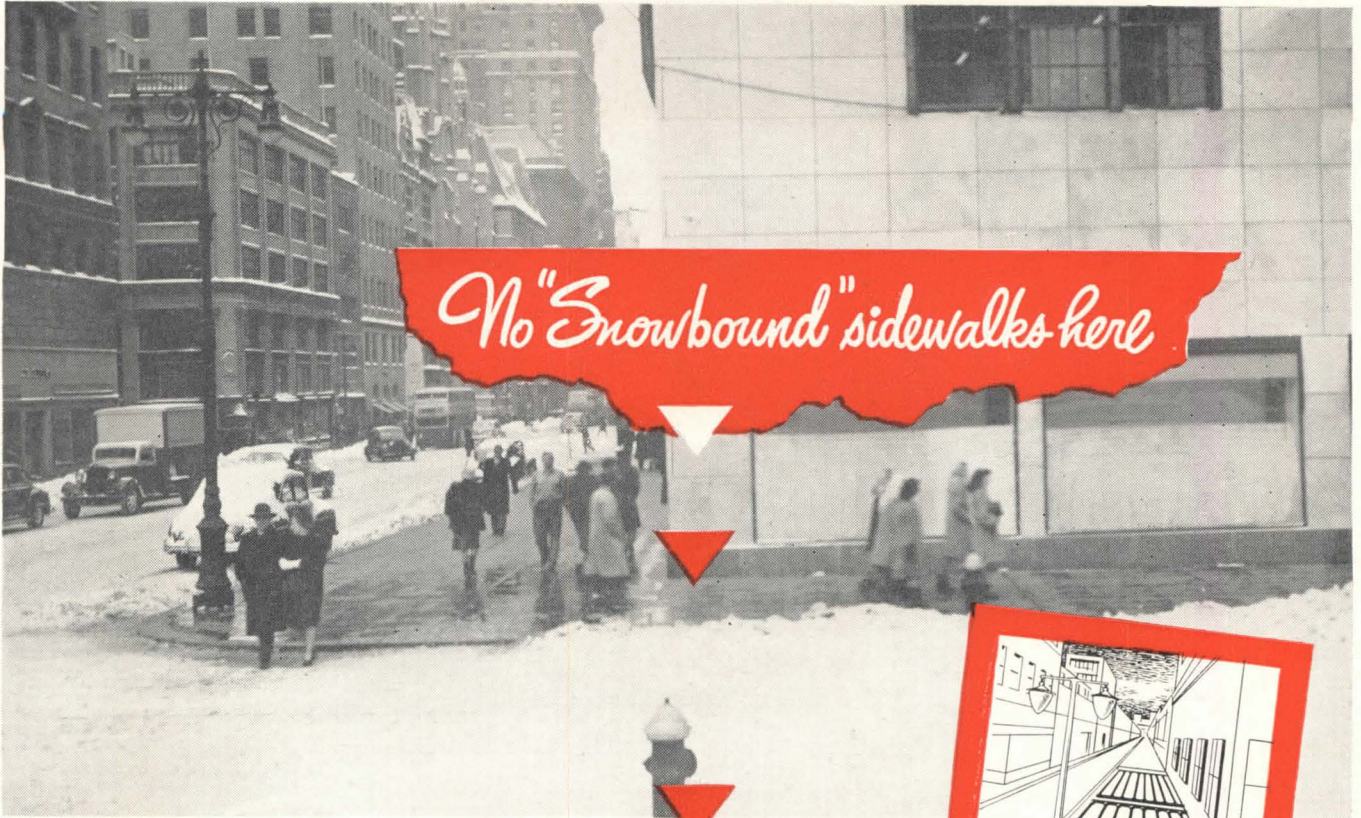


Above is a detail drawing showing how the windows are combined by use of CECO Standard Mullions.



Partial list of other Ceco Products

- METAL FRAME SCREENS • ALUMINUM STORM WINDOWS • MEYER STEEL FORMS • REINFORCING STEEL • STEEL JOISTS AND ROOF DECK • METAL LATH AND ACCESSORIES • HIGHWAY PRODUCTS • VENTILATORS



No "Snowbound" sidewalks here

Best and Co. use a SNOW MELTING SYSTEM with BYERS WROUGHT IRON PIPE

When Best and Co. built their fine new fashions specialty store the emphasis on completely modern features extended even to the sidewalk. Grids of Byers Wrought Iron pipe are embedded in the pavement on the Fifth Avenue and 51st Street frontage, and in a small driveway on the 52nd Street side. In winter, hot water is circulated through these coils, melting the snow as it falls, and keeping the sidewalks continuously clear as shown in the illustration. The sketch suggests the coil arrangement.

Shreve, Lamb and Harmon were the architects on the project. The consulting engineer was Edward E. Ashley, and the heating contractor and coil fabricator was Alvord and Swift Co.


Snow melting systems are winning ever-increasing acceptance, as evidence of their remarkable performance piles up. They have been used in walkways, loading platforms, garage driveways, service station aprons, and in roadways

serving both homes and industrial plants. Continuation of the trend will soon make the snow shovel completely obsolete.

The practically universal use of wrought iron pipe for this service is due to its combination of essential qualities. Its corrosion resistance has been repeatedly proved over periods of many years under identical service conditions. It is easily formed and welded, speeding installations. Its heat emission is high. And it expands and contracts at virtually identical rates with concrete.

If you would like more information on this important development, ask for Case Study No. 4 on Snow Melting Systems.

A. M. Byers Co., Pittsburgh, Pa.



Established 1864. Boston, New York, Philadelphia, Washington, Atlanta, Chicago, St. Louis, Houston, Salt Lake City, Seattle, San Francisco. Export Division: New York, N.Y.

CORROSION COSTS YOU MORE THAN WROUGHT IRON

BYERS
GENUINE WROUGHT IRON
TUBULAR AND HOT ROLLED PRODUCTS
ELECTRIC FURNACE QUALITY ALLOY AND STAINLESS STEEL PRODUCTS

ARCHITECTURAL RECORD



Copyright 1947 with all rights reserved F. W. DODGE CORPORATION • Vice-President in charge of Magazine Division, H. Judd Payne • EDITORS: Editor-in-Chief, Kenneth Kingsley Stowell, A.I.A. Managing Editor, Emerson Goble; Senior Associate Editor, Douglas Haskell; Associate Editors, John W. Ragsdale, James S. Graham, Jr.; Associate in South America, Edmund J. Whiting, A.I.A.; News Editor, Florence A.

van Wyck • ART DEPARTMENT: Myron S. Hall, 3rd, Director; Peter Piening, Consultant; Sigman-Ward, Drafting • CONSULTANTS: Industry Relations Consultant, Thomas S. Holden; Statistical Consultant, Clyde Shute; Building Economics Consultant, Norbert Brown; Field Research Consultant, Clifford Dunneis, Jr.

| | |
|--|------------|
| LOOKING FOR TROUBLE | 67 |
| An Editorial . . . by Kenneth K. Stowell | |
| U.N. HEADQUARTERS REVISED FOR ECONOMY | 68 |
| MILWAUKEE'S PROPOSED MEMORIAL CENTER | 74 |
| Preliminary Studies by Saarinen, Swanson and Saarinen, Architects | |
| COORDINATED INTERIOR DESIGN | 78 |
| The Saarinen-Swanson Group | |
| A PLAN FOR MIDDLE INCOME RENTAL HOUSING | 80 |
| By Carl A. Vollmer, A.I.A., Associated with Fellheimer & Wagner, Architects | |
| DUPLEX APARTMENTS IN ECONOMY ROLE | 86 |
| Architects Harvey Wiley Corbett and Charles H. Sacks Adapt the Duplex to Elevator Apartment Buildings and Show Both Space and Dollar Savings | |
| BUILDING TYPES STUDY NO. 131 . . . HOUSES | 89 |
| PLANNING THE CONTEMPORARY HOUSE | 89 |
| By Alden B. Dow | |
| PROJECTS | |
| House for Don D. Irish, Midland, Mich. Alden B. Dow, Architect | 92 |
| House on Cape Cod for T. W. Estes. Carl Koch Architect and Associates, Frederick L. Day, Jr. | 96 |
| House for R. V. Pound, Arlington, Mass. Carl Koch Architect and Associates, John Leon Lipshutz | 98 |
| House in Cazenovia, N. Y. Sherwood, Mills & Smith, Architects | 99 |
| House for Howard Bald in the Ojai Valley. Richard J. Neutra, Architect | 100 |
| House for P. C. Beckett, Tucson, Ariz. Kaufmann, Lippincott and Eggers, Architects | 102 |
| House for Ross J. Beatty, Jr., Lake Forest, Ill. Schweikher and Elting, Architects | 104 |
| House for Donald L. Berg, Glen Ellyn, Ill. Schweikher and Elting, Architects | 105 |
| House in Seattle, Wash. Paul Thiry, Architect | 106 |
| House for Arthur R. Anderson, Orinda, Calif. Howard Moise, Architect | 107 |
| House for W. R. Scott, Portland, Ore. Herman Brookman, Architect | 108 |
| House for Gerald Wright, Woodside, Calif. Fred Langhorst, Architect | 110 |
| House for Harris D. Dean, Lansing, Mich. George B. Brigham, Architect | 112 |
| House in São Paulo, Brazil. Ruchti and Forte, Architects | 114 |
| ARCHITECTURAL ENGINEERING . . . Technical News and Research | 115 |
| HOUSE BUILDING MATERIALS REAPPRAISED | 115 |
| By H. Vandervoort Walsh | |
| RECENT DEVELOPMENTS IN RESIDENCE HEATING | 121 |
| Part I: Advances in Warm Air Heating. By S. Konzo and R. W. Roose | |
| HOUSE LIGHTING TAILORED FOR TELEVISION | 126 |
| TIME-SAVER STANDARDS | 128 |
| Design of Wood Beams and Joists. By Odd Albert, Structural Engineer | |
| PRODUCTS . . . for Better Building | 130 |
| MANUFACTURERS' LITERATURE | 136 |
| THE RECORD REPORTS . . . News from the Field | 7 |
| BONWIT TELLER TAKES OVER OLD MUSEUM | 12 |
| OBITUARIES | 14 |
| CONSTRUCTION COST INDEXES | 26 |
| REQUIRED READING | 28 |
| EMPLOYMENT OPPORTUNITIES | 198 |
| INDEX TO ADVERTISEMENTS | 220 |
| COVER: Interior of LeRoy A. Smith Residence, Algonac, Mich.; Alden B. Dow, Architect; Elmer L. Astleford photo | |

Architectural Record (combined with American Architect and Architecture) is published monthly by F. W. Dodge Corporation, 10 Ferry St., Concord, N. H., with Editorial and Executive Offices at 119 West 40th Street, New York, N. Y. Thomas S. Holden, Pres.; Howard J. Barringer, Vice-Pres. and Treas.; Irving W. Hadsell, Vice-Pres.; Chauncey L. Williams, Vice-Pres.; Sanford D. Stockton, Jr., Secy.; Walter F. De Saix, Asst. Treas.; Edwin H. Freed, Asst. Treas. Member Audit Bureau of Circulation and Associated Business Papers, Inc. Architectural Record is indexed in Reader's Guide, Art Index and Industrial Arts Index. Subscription rates: United States and Possessions, Canada, Cuba, Mexico, Central and South America, and Spain, \$4.50 the year, \$7.50 for two years, \$9 for three years; elsewhere, \$6.50 the year, \$11.50 for two years, \$15 for three years. Single copy, \$1. Circulation Manager: Marshall T. Ginn. Every effort will be made to return material submitted for possible publication (if accompanied by stamped, addressed envelope), but the editors and the corporation will not be responsible for loss or damage. Other Dodge Services: Real Estate Record & Builders' Guide, Sweet's Files, Home Owners' Catalogs, Dodge Reports & Dodge Statistical Research Service.

Basically Different

... and measurably better



In its ability to handle the job, handle it dependably, and stay on the job, the Imperial "Floatless" Sump Pump has written an enviable service record. The reasons are not hard to find. Three of them are pointed out below—three distinguishing features that mark a soundly engineered advance beyond the ordinary sump pump design. Remember this for the next job that presents a drainage, backwater or seepage problem—the Imperial "Floatless" Sump Pump is basically different . . . and measurably better.

THE IMPERIAL BRASS MFG. CO., 1240 West Harrison Street, Chicago 7, Illinois



DEPENDABLE FLOATLESS CONTROL

Uses motionless electrodes to start and stop pump automatically. Pump starts when water reaches upper electrode; stops when water drops below lower electrode. No float to stick or leak. Entirely electrical—the kind of equipment used on critical industrial devices.




HIGH-CAPACITY POWER-PELLER

An amazing development by outstanding pump engineers, product of intensive hydrodynamic research, which helped to rocket sump pump capacity to new heights. It is made of forged brass for extreme durability, perfect hydraulic balance and flow characteristics.

BRASS AND BRONZE THROUGHOUT

There's no danger of rust—all parts of the Imperial "Floatless" Sump Pump are of brass or bronze. Pump bearings are special bronze water-lubricated type. Pump shaft is totally enclosed. General Electric motor, with oil-sealed ball thrust bearing for vertical operation.



IMPERIAL

SELECTION AND INSTALLATION DATA—
with simple easy-to-follow diagrams
are yours in Bulletin 441. Write for
your copy.



THE RECORD REPORTS

Scaled-Down Mortgages Urged to Protect Home Buyer Spotlight Moves off Housing • Rent Controls May Be Renewed • Mild Business Recession Predicted for '48

Since Wyatt hurried out of Washington a year ago the Congressmen, federal officials and trade association men interested in housing have been passing back and forth a few ideas, as though hoping that the mere exchange would bring forth something fresh. It was at an early conference of the Joint Congressional Committee on Housing that a new idea did come — offered at the session with architects by Louis Justement, chairman of the Committee on Urban Planning of the A.I.A.

Justement observed that the quantity of housing was disappointing and the quality deplorable. Hardly anyone not forced to do so dared to buy — he too greatly feared that his house would be obsolescent in a few years and his equity lost. Justement agreed that there would, indeed, be high defaults which FHA in part would meet. Instead of its losing by later default, he suggested that the FHA revamp its guarantee so as to insure the home buyer as well as the bank.

Through some stipulated number of years, mortgages on new homes would be scaled down to meet reduced construction costs, which would be officially announced in some federal cost-index. A mortgage on a new house of, say, \$10,000 would be reduced by \$2000 if the index showed a drop of 20 per cent.

In arguing for it, Justement said that the present system puts the entire risk of a fall in construction costs on the families who don't happen to have bought or rented satisfactorily before the war. The situation creating the risk is not of their making and they alone should not shoulder it.

He argued further that such insurance would eliminate the chief obstacle to home buying; that since defaults are in prospect anyway it would not increase cost to government; that it would improve the quality of homes since builders would have less need to skimp in order to stay within cost limits.

The committee which, like most Congressional groups consists mostly of lawyers, asked how the proposal would work in all sorts of out-of-the-way circumstances that Justement said frankly he had not thought of. Would it apply on resales at a mark-up? How long would the guarantee last? Question-and-answer gradually added precision to what at first was a generality: for instance, that the guarantee would apply

only to new starts after a stipulated date and that it would apply only to the original mortgage. Close questioning on marginal points by committee members did not necessarily indicate that they were fighting off the proposal; it is a Congressman's business to look for sharp angles.

Can Strikes Be Avoided?

Max H. Foley of the architectural firm of Voorhees, Walker, Foley and Smith, suggested that the committee ask the building trades union leaders what they can do to avoid jurisdictional strikes. He was sure, on the basis of New York City experience, that the unions would help; he was also quite sure that they would help the committee both to locate and to get rid of union restraints on materials. Suppliers might also be invited to explain their prices in terms of plant and transport costs.

He hoped that the committee would recommend adoption by the industry of the modular system. In the round table conference of Congressmen and architects it was brought out that, although the system standardizes parts, it leaves the architects free to experiment boldly in putting them together.

Standardized Codes Urged

Victor D. Abel, A.I.A., urged that the federal government help standardize code and zone regulations by power of example as well as by precept. Government building on its own land, he pointed out, need not follow local regulation; the separate agencies, in fact, all had their own regulations and built accordingly, ignoring each other as well as the local rules. Standardized government construction would be a great lift to component makers and would influence the whole industry.


The program called for hearings outside Washington from Oct. 20 through Nov. 7: Pittsburgh, Oct. 20; Cleveland, Oct. 21; Detroit, Oct. 22; Indianapolis, Oct. 23; Cincinnati, Oct. 25; Miami, Oct. 27; Jacksonville, Oct. 28; Atlanta, Oct. 29; Birmingham, Oct. 30; New Orleans, Nov. 3-4; Chicago, Nov. 6-7.

Before the committee members left Washington they conceived their job mainly as finding a way to raise output of soil-pipe, nails and gypsum products, finding whether labor practice and local codes are restrictive and whether there are other special circumstances that raise costs.

Spotlight Off Housing

Although the dearth of housing is as much a fact as during Wyatt's stay, less attention is paid it in Washington. Labor Department discovered by a survey that many of the veterans' families have adapted themselves to doubling up or living in furnished rooms and intend to continue that mode of life

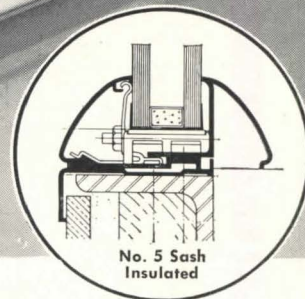

(Continued on page 10)



"All I asked was a roof over my head and what do I get—outdoor living!"

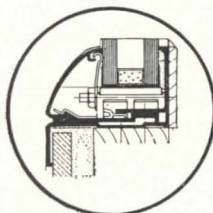
—Drawn for the RECORD by Alan Dunn

Specially designed
for **TWINDOW**

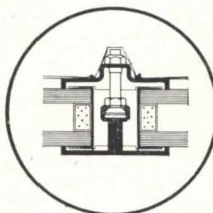


No. 5 Sash Insulated

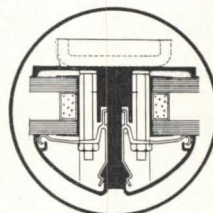
Twindow settings in Pittco Store Front Metal



No. 7 Sash Insulated



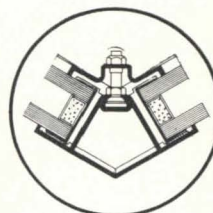
No. 23 Division Bar



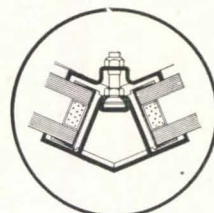
No. 25 Division Bar Insulated



No. 21 Corner Bar 90°



No. 21 Corner Bar 120°



No. 21 Corner Bar 135°

PITTCO
STORE FRONT METAL

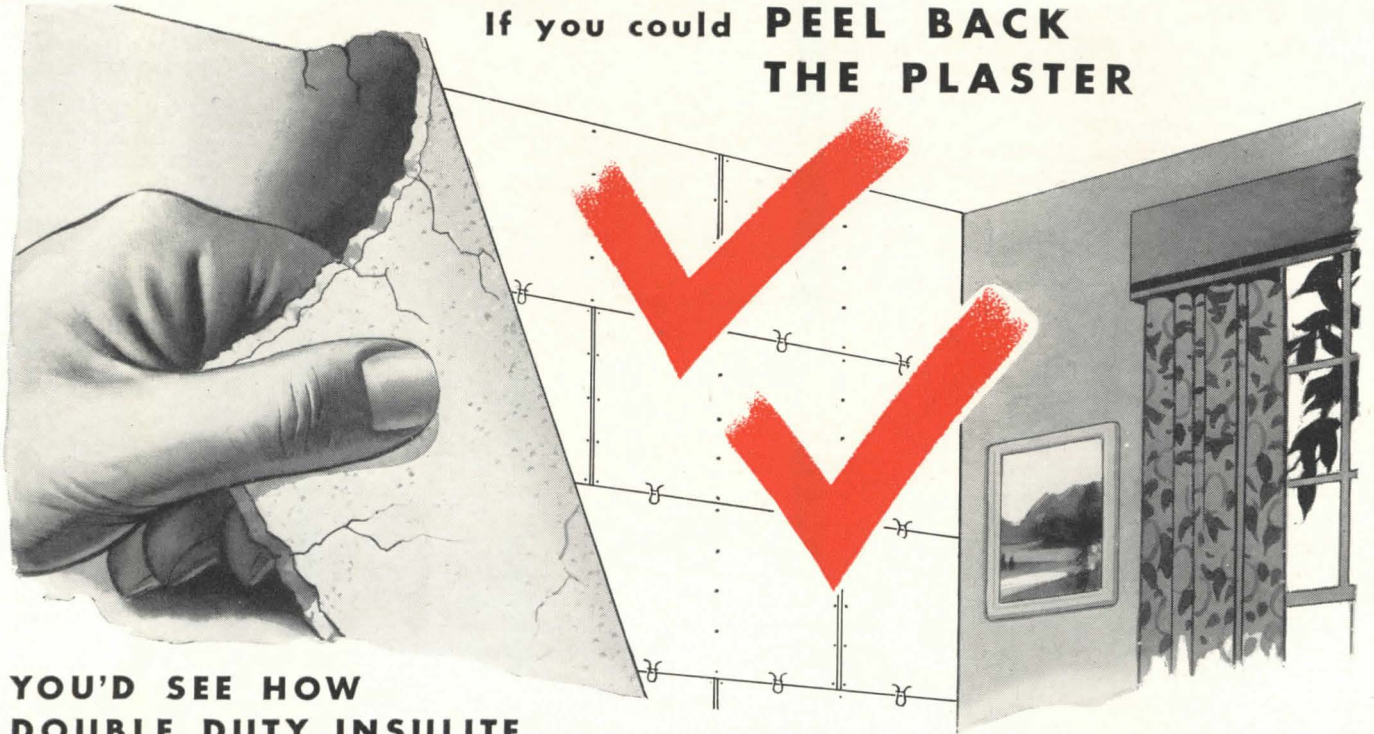
● Pittco Store Front Metal now includes a complete line of bars and sashes for use with Twindow, "Pittsburgh's" new window with built-in insulation. This construction was not improvised from existing Pittco members, but was specifically designed for Twindow and embodies the best setting practices developed to date. These members are extruded and assure rugged strength, clear sharp profiles and a smooth finish, rich in tone and gloss. They can be used with all Pittco De Luxe standard frame mouldings, thus offering the architect a wide range of design for top quality store front installations which require insulated windows.



PAINTS · GLASS · CHEMICALS · BRUSHES · PLASTICS

PITTSBURGH PLATE GLASS COMPANY

If you could **PEEL BACK
THE PLASTER**




**YOU'D SEE HOW
DOUBLE DUTY INSULITE
GIVES . . .**

Double **FOR THE MONEY!**

INSULITE LOK-JOINT LATH plaster base does *double duty*. It not only **BUILDS** but it **INSULATES** at the same time! That's **TWO** things for the price of one. Double for your client's money.

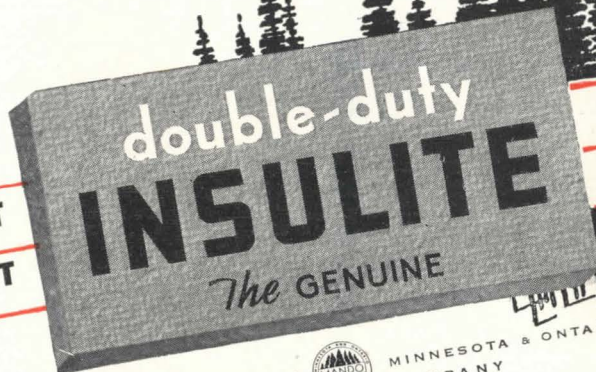
Insulite Lath with vapor barrier, guards against destructive moisture condensation. When you build or remodel, specify Insulite Lok-Joint Lath for crack-free *insulated* walls.



ONE MATERIAL
Double USAGE

Refer to Sweet's File,
Architectural Section 10 a/9

**INSULATES AS IT
BUILDS AS IT**



**BUILDS
INSULATES**

"Insulite" is a registered
trade mark, U.S. Pat. Off.

INSULITE DIVISION
PAPER  MINNESOTA & ONTARIO
COMPANY
MINNEAPOLIS 2, MINNESOTA

THE RECORD REPORTS

(Continued from page 7)

until prices or rentals are what buildings or landlords would call "ridiculously" low. And so agitation has shifted for the time being to other complaints — food and Russia mostly.


Under the circumstances the prospects for housing legislation during the 1948 session, never bright, are probably dimmer. From time to time violently written press releases for or against the T-E-W Bill recall the issue.

NLRB Sues Carpenters

The NLRB, which through all the Wagner Act years steered clear of on-site construction, is suing to enjoin carpenters from violating the Taft-Hartley Act; this may be a step toward taking jurisdiction. Counsel Robert N. Denham, who decides which cases to take, has not yet decided whether to go in deeper. Here is the way he put it:

"The building industry, from the standpoint of its labor relations, the manner in which labor is supplied to it, and the manner in which the industry itself is carried on, is perhaps the most

(Continued on page 16)



Official U. S. Navy Photo

Earthquake- and typhoon-resistant precast concrete bungalow Navy-designed for Guam


BUNGALOWS FOR GUAM

Precast concrete homes of modern design, specifically developed by the Navy Bureau of Yards and Docks for housing island-based Navy families, are being constructed for dependents of enlisted personnel stationed at Guam.

The Guam project consists of duplex bungalows designed to resist earthquake tremors, typhoons, fire, insects and rodents. Materials for the houses are shipped in bulk, and the wall and roof panels are molded, finished, surface treated and cured where they are cast —

at or near the building site.

Each bungalow contains a living room, dining room, two bedrooms, front and service porches, kitchen and bath. Interior partitions are of $\frac{3}{4}$ -in. plywood; floors are concrete. Instead of windows, screened jalousies extend from floor to ceiling to provide complete ventilation on the three exposed sides of each living unit. The flat insulated roof has a wide overhang to provide protection from sun and tropical rains. Kitchens and baths are completely modern, and all services are electric.



Department of State Photo

Residential buildings by U. S. architects: part of exhibit at Pan American Congress

U.S. ARCHITECTS' WORK SHOWN IN PERU

Work of 97 United States architects and planners was represented in the exhibition of Architecture and City Planning, 1937-1947, at the Sixth Pan American Congress of Architects at Lima, Peru, last month. Also exhibited at the conference were a display of current work in 11 U.S. architectural

schools and a showing of over a hundred books on architecture, planning and construction.

Consisting of 42 large panels of photographs and plans, the architecture exhibit included buildings of all types: residential; recreational; offices; broadcasting stations; industrial facilities; transportation structures; stores and shopping centers; theaters; public buildings; libraries; museums; churches;

schools and colleges; hospitals. The planning section showed examples of neighborhood units, planned urban and rural communities, housing units, and urban redevelopments.

The material for the exhibit was selected by the American Institute of Architects and the American Institute of Planners. Among architects and designers whose work was represented were: Harwell Hamilton Harris, Walter F. Bogner, Paul Thiry, Royal Barry Wills, Carl Koch, Victorine and Samuel Homsey, Frank Lloyd Wright, Richard J. Neutra, Mayer & Whittlesey, Garner A. Dailey, Alden B. Dow; Skidmore, Owings & Merrill; George Howe; Franklin, Kump & Associates; William Lescaze; Kahn & Jacobs; Albert Kahn, Associate Architects & Engineers, Inc.; Austin Co., Engineers & Builders; William Wilson Wurster; Perkins & Will; Holabird & Root; Morris Ketchum, Jr.; Reinhard & Hofmeister; Philip L. Goodwin and Edwin D. Stone; Vernon DeMars.

The United States delegation to the Pan American Congress was headed by Julian Clarence Levi, chairman of A.I.A. Committee on International Relations. Delegates were Marshall A. Shaffer, chief, Office of Technical Services, Division of Hospital Facilities, U.S. Public Health Service; Ralph Walker, A.I.A., New York; Samuel I. Cooper, A.I.A., Atlanta; Lewis P. Hobart, A.I.A., San Francisco.

**miller lighting systems
simplify installation
and modernize interiors
...ceilings unlimited**

Stores, offices, schools, factories, and public buildings, can now get good easy-seeing light, plus modern interiors . . . unlimited patterns of light . . . with MILLER FLUORESCENT TROFFER LIGHTING SYSTEMS. The Miller Furring Hanger (patented) makes this possible. Permits ceilings to be suspended from the lighting system, and the arranging of Troffers in blocks, strips, or geometric patterns, to form any ceiling pattern desired . . . CEILINGS UNLIMITED.

Installation is simplified. Needed supports from structural ceiling reduced 50 to 75%. Reduction in wiring costs up to 50%.

MILLER Lighting Service is all-inclusive.


MILLER 50 and 100 FOOT CANDLERS (Continuous Wireway Fluorescent Lighting Systems) have been established as standard for general factory lighting. And MILLER Incandescent and Mercury Vapor reflector equipment has broad factory and commercial application.

MILLER field engineers and distributors, conveniently located, are at your call.

THE miller COMPANY • ILLUMINATING DIVISION • MERIDEN • CONNECTICUT

ILLUMINATING DIVISION: Fluorescent, Incandescent, Mercury Lighting Equipment
HEATING PRODUCTS DIVISION: Domestic Oil Burners and Liquid Fuel Devices
ROLLING MILL DIVISION: Phosphor Bronze and Brass in Sheets, Strips and Rolls

miller
SINCE 1844





The cosmetics department in the center of the main floor has the only showcases in the entire building for over-the-counter sales



Glove and hosiery section, main floor, has circular bench reminiscent of museum, and sidewalk-café tables in lieu of counters



BONWIT TELLER TAKES OVER OLD MUSEUM

Imagination and whimsy keynote the new Boston branch of Bonwit Teller, New York emporium of the *haut monde*. Incredibly occupying the dignified premises of the New England Museum of Natural History, the store has been made by designer William Pahlmann a daring antithesis of current merchandising principles, a tongue-in-the-cheek admixture of Victorian and modern.


Large-patterned chintz, vivid colors, antique furniture, crystal chandeliers,

objects d'art, and an almost total lack of merchandise on display give the store a country-house air which is as effective as it is startling in these days of austere functionalism in store design. The thoroughly modern stock and fitting rooms and wall cases are discreetly hidden from view.

Color is used lavishly throughout, splashed against a soft grey background. Much of the furniture is antique, with gilt frames and bright upholstery.

Coats, suits, dresses and furs are sold in 40- by 80-ft. main section of second floor. Carpet is two shades of grey, drapes red

Millinery salon, third floor, boasts a vivid red and green carpet, Kelly green walls, gilt chairs, elaborate lighting, rococo mirrors




Hans van Nes Photos

THERE'S A NEW

Corner

ON THE MARKET



Now you can free your doorways of **BULKITIS** in the "door closer corner!"
NEW YALE COMPACT DOOR CLOSER has been voted the world's most beautiful closer

You've always hated the door closer corner — for there has never been an attractive door closer. They've all had *bulkitis* — which means too big, too bulgy, too clumsy — ugly!

Now comes the Yale Compact Door Closer — the one that architects from coast to coast have voted the world's most beautiful door closer. A new operating structure — rotary piston checking — makes possible an equally powerful, yet 36% smaller door closer — without bulgy "hips". Closing is controlled over the full closing swing,

two-speed adjustment at the latch.

It's a door closer to make any door proud. Brackets, too, are handsome. Priced no higher than ordinary closers with *bulkitis* — it is your answer to the door closer problem.

FREE: Data Sheets and 4-Page Folder illustrating simple operating method, leakproof feature, famous Yale workmanship, "hold-open" device, etc. "Quality Checking Chart" proves Yale Compact Door Closer leads all other makes on 17 quality points. Mail coupon now.



More Beauty . . . Smaller Size
 Smoother Action . . . Same Price

TRADE **YALE** MARK
Compact Door Closer

THE YALE & TOWNE MANUFACTURING COMPANY
 Stamford, Connecticut


Please Send Me Free 4-Page Folder and Data Sheets on Yale Compact Door Closer.

Name.....
 Company.....
 Address.....



The VANGUARD

Newest
SILV-A-KING
Fluorescent
Fixture . . .
for commercial
installations



No more dangerous high-ladder gymnastics . . . no more fancy tools . . . no more lacerated fingers or strong language! The Vanguard opens as easily, quickly, and safely as your fountain pen—for inspection, cleaning, or re-lamping.

For assurance of minimum maintenance time . . . Specify the Vanguard!
I. B. E. W., A. F. of L. • Listed by Underwriters' Laboratories, Inc.
Yours for the asking, "Vanguard" Bulletin No. 447FV




BRIGHT LIGHT REFLECTOR COMPANY, INC.
Subsidiary of Bridgeport Pressed Steel Corp.
FAIRFIELD AT STATE • BRIDGEPORT 5, CONN.

JAMES G. ROGERS

James Gamble Rogers, 80, architect of the Yale University Memorial Quadrangle, the new Columbia University Library, the Columbia-Presbyterian Medical Center and many other widely known buildings, died in New York on October 1st following a short illness.

A Fellow of the American Institute of Architects, Mr. Rogers was a graduate of Yale University and the Ecole des Beaux Arts in Paris. Best known for his college work, he designed buildings for New York University, Sophie Newcomb College, Northwestern University, and a number of others.



HOWARD MYERS

In the death of Howard Myers, for 23 years publisher and editor of *The Architectural Forum*, the architectural world has lost a staunch and valued friend. Mr. Myers succumbed to a heart ailment on September 18th, at the age of 52.

Mr. Myers devoted his entire business career to the building field. He was manager of the housing department of the National Lead Company from 1915 to 1919. Joining the *Forum* in 1919 as vice president, he was made publisher six years later—a post which he filled with rare insight and understanding until his death.

Always keenly interested in housing problems, Mr. Myers served as chairman of the architectural advisory committee of the Federal Public Housing Authority, and as a director of the National Public Housing Conference and the New York Citizens Housing Council. He also was a governor of the New York Building Congress, a member of the American Design Award Jury, a director of the Beaux-Arts Institute of Design, and a member of the Architectural League.

Largest ALL-METAL Commercial Group in the World...

Has **Q**-Floors and **Q**-Panels

Q-PANELS are insulated, metal wall-building units 2' wide and up to 25' long.

Thermal insulation value surpasses 12" dry masonry. Weight—less than five pounds per sq. ft. Wall area equal to $\frac{1}{8}$ acre can be erected in one day by only 25 men. Surfaces of aluminum, steel, stainless or Galbestos, flat or fluted.

Q-FLOORS are structural subfloors of steel cells crossed over by headers carrying the wires for telephone, power and every kind of electrical service. Every six-inch area of the entire floor can be tapped in a matter of minutes for an outlet.

No trenches. You save an enormous amount of drafting room expense because partitions and outlets can be located after the tenant moves in and can be changed electrically any number of times over the years with practically no trouble. Q-Floor with suspended ceiling weighs less than forty pounds per sq. ft., has four-hour fire rating.



Both have many construction advantages, especially under present conditions. You can see the electrical fittings at any General Electric construction materials distributor's. For detailed data, write.

H. H. ROBERTSON COMPANY


2404 Farmers Bank Building
Pittsburgh 22, Pennsylvania



Offices in 50 Principal Cities
World-Wide Building Service



CROSS SECTION OF Q-PANEL



1 SQ. FT. OF Q-FLOOR



*Federal Telecommunications Laboratories
Nutley, New Jersey
Giffels & Vallet, L. Rosetti,
Architects and Engineers*

(Continued from page 10)

complicated in our structure. . . . There are points in it where jurisdiction by the Board under this section . . . will be quite obvious, but where there is one such instance, there will be many where, from both legal and practical grounds, the exercise of jurisdiction will be highly questionable. I do not believe anyone in the industry, either on the side of labor or the employer, or within the official structure of the Board, has yet been able to arrive at a clear conclusion as to how this problem can be successfully handled. Obviously, we are hopeful that the building trades and the builders will be able jointly to develop some program for the adjustment of jurisdictional disputes within their area of operations without resort to the Board, and we are not without considerable encouragement that this is a possibility. On the other hand, in some of the disputes we can do no more than take them as we get them and proceed in strict conformity with the law and the regulations as they have been laid out."

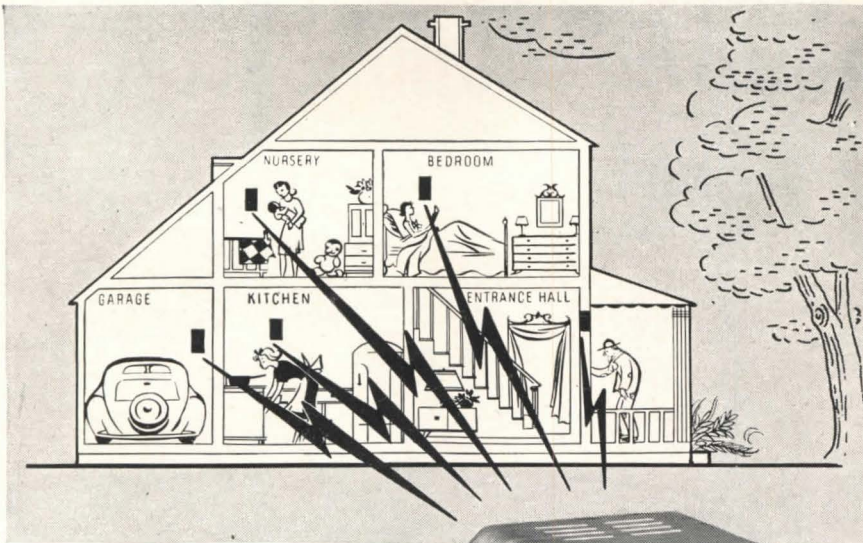
This means a little more than Denham's simply not knowing what he'll do. He took one case and victory clearly would invite fresh complaints. He realizes that. But he is trying to mark out an area from which to exclude himself; hence, hint of a broad settlement by the Board. Since the industry stayed away all these years, such a settlement seems plausible enough insofar as jurisdictional strikes are concerned; whether it would also cover boycotts of components is something else. While builders and unions might be willing, outside manufacturers might not.

Rent Controls Again?

In Washington it was expected that, while other legislation was doubtful, renewal of rent controls was highly likely. The President is expected to ask for it in the Statement to the Nation in January; this is important even though an opposition party controls Congress. The wave of utter distaste for all controls of every sort seems to have reached its crest, so that opposition to renewal may be relatively mild.

Justice Department's new cases within the building and real estate industries are, of course, of little practical importance. They won't be adjudicated for years. While Justice goes to court with the "realtors," it and other agencies also deal with them as in the past; War Assets Administration gets their advice on real estate sales. More immediately, the Department is preparing to argue before the Supreme Court on a suit in-

(Continued on page 138)



Executone Inter-Com...



NOW for Homes!

Permits instant 2-way voice contact between every room in the house!

EXECUTONE is the modern *electronic* inter-com voice for today's and tomorrow's homes.

With Executone, any member of the family . . . no matter where he happens to be in the home . . . can talk instantly with anyone in any other room. The answering voice comes back clearly, distinctly. Saves steps . . . permits closer contact with nursery, sickroom, kitchen. For safety, an Executone installed at the door, protects against unwanted callers.

Simple to use. Just press a button—and *talk!* No dials, no batteries. In fact, Executone is such a fine new convenience that many architects specify it to add a modern touch to homes they design.

To help you plan home inter-com, factory-trained Executone representatives are ready to consult with you on layout, wiring, conduits. Let them show you the NEW Executones for flush wall mounting. The coupon below brings you all the interesting facts.

• Executone is moderately priced. Unconditionally guaranteed. Over 100,000 installations prove its reliability.

Executone

COMMUNICATION & SOUND SYSTEMS


FREE BOOKLET
Mail Coupon Today!

EXECUTONE, INC.,
415 Lexington Ave., New York 17, N. Y. Dept. L-1

Without obligation, please let me have—
 Literature on EXECUTONE
 Consultation on layout, wiring, etc.

Name _____
 Firm _____
 Address _____ City _____

A nine mile "Blood Stream"
WARMS THE HEART OF ATLANTA
...and helps her preserve her complexion!



Central Heating Made it Possible!

Thousands of people in downtown Atlanta enjoy the benefits of the district's central heating system. Buildings with clean, bright exteriors and well-lighted, well-heated interiors do a great deal to make their standard of living comfortable and pleasant. Few of them, however, are aware that below the ground is a veritable "blood stream"—48,486 feet of pipe mains distributing steam throughout the area from three boiler plants.

Among the 465 customers of the Georgia Power Company's steam distribution system are two United States Post Offices, the State Capitol, City Hall, Municipal Auditorium and other municipal buildings, as well as three housing projects. Commercial customers include 20 out of 26 office buildings, 6 out of 7 leading hotels, and practically all of the department stores and other retail establishments. Separate boiler plants previously maintained by many of these users have now been abandoned.

Central heating is not new to this progressive city. Operations were started in 1901, with about 50 customers, and have steadily expanded to the present impressive status. The operation is consistently profitable even though Atlanta's record of 2,865

*Want help on Central Heating problems?
Ric-wil case histories, project studies, other
helpful literature available upon request.*



normal degree days is only approximately 55% of the number for a representative northern city like Pittsburgh. Since 1924 the Georgia Power Company has purchased all excess steam generated by the City's incinerator plant. This amounts to approximately 30% of the system's total annual requirements, and about 80% of its needs during the summer months.

The system offers many advantages to the numerous private and public buildings and the housing projects which it serves—gives them maximum functional use of their space, eliminates all the problems connected with individual boiler plant operation, fuel deliveries and ash disposal.

To assure high thermal efficiency and dependable, trouble-free operation, as well as ease and speed of installations, Atlanta's steam system includes a considerable footage of Ric-wil prefabricated insulated pipe units.

RIC-WIL
INSULATED PIPE CONDUIT SYSTEMS
THE RIC-WIL COMPANY • CLEVELAND, OHIO
CABLE ADDRESS: RICWIL, BENTLEY'S CODE

RESILIENT FLOORING USED AS WORK SURFACE AND FACING MATERIAL

THE versatility of resilient flooring materials permits a wide range of architectural applications in addition to their use as floors. Where special wall facings are desired, particularly for harmony with a resilient floor, these materials have been used with excellent results. They can be covered or flashed up the wall for a sanitary baseboard. They also can be applied to walls as a wainscot and combined with wall coverings such as Linowall® for decorative effects.

For utility units such as counters, cabinets, sinks, and other equipment of a similar type, resilient flooring materials are well suited for coverings. They provide a durable finish as well as attractive appearance. Utility units covered with these materials can be made to blend with the rest of the interior decoration.

LINOLEUM

The most widely used resilient flooring material for counter and cabinet covering is linoleum. There are several reasons for this popularity. The use of linoleum makes it possible to cover large areas with a minimum number of seams because it is manufactured six feet wide in rolls up to ninety-six feet long. The flexibility of linoleum permits it to be

applied readily over the curved surfaces and around corners of custom-designed utility units.

The smooth, unbroken surface of linoleum resists dirt and dust and can be wiped clean with a damp cloth. It also provides an ideal writing surface when used on counter tops, desks, and other fixtures of this type.

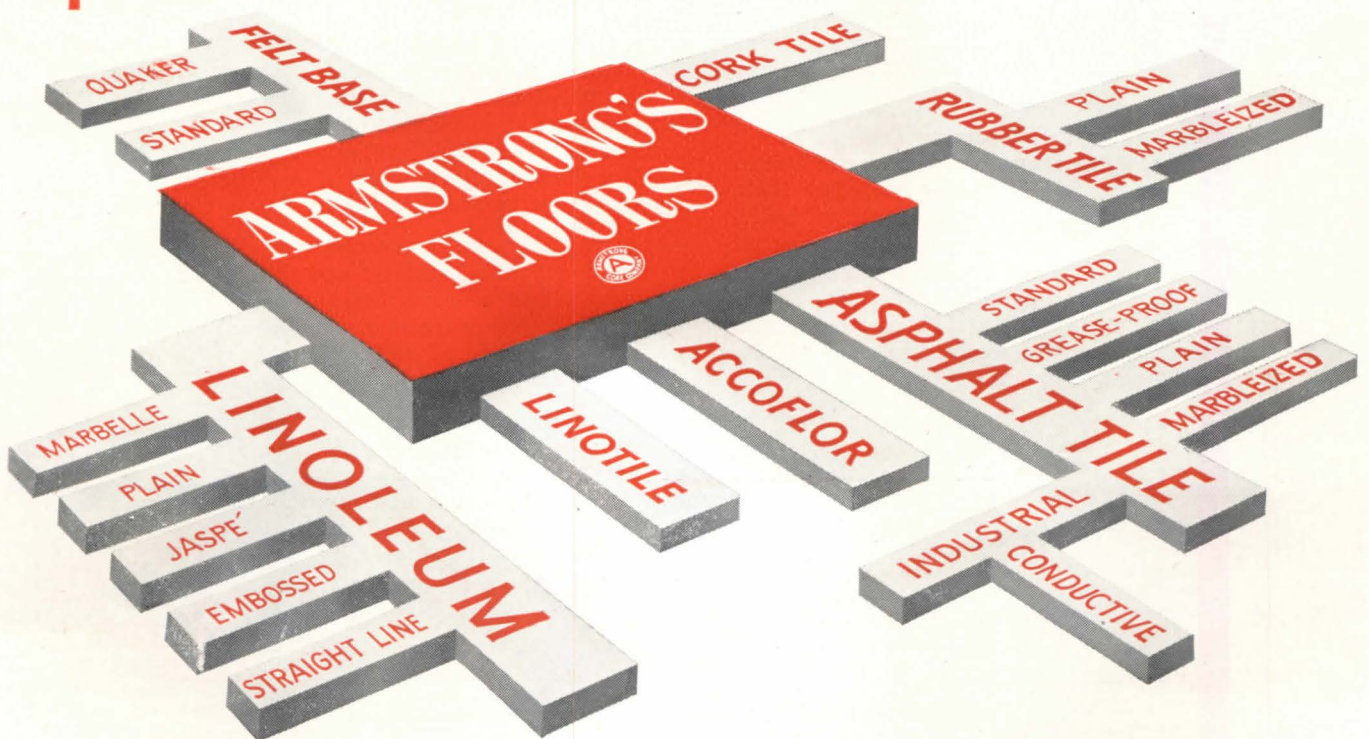
DECORATIVE ADVANTAGES


The use of linoleum as a facing and covering material provides many decorative possibilities. Various colors can be combined for unusual effects. Border treatments and special insets can be worked out. Even the different types of linoleum, such as plain, jaspé, and Marbelle, offer wide opportunity to have utility fixtures blend with the architectural design of the room. For streamlined effects, the linoleum can be flashed from cabinets to the wall in the same way it is covered from the floor to the wall.

INSTALLATION


When linoleum is used as a counter top or facing, it can be installed with linoleum paste direct to the base of wood, plywood, or similar construction.

On sink tops, linoleum is installed with linoleum paste over a layer of asphalt saturated felt. The





Sink tops covered with linoleum present a smooth, unbroken area without dirt-catching joints or seams. Coving the linoleum to the wall eliminates dirt-catching corners. The ease with which this material can be cleaned is another of its sanitary features.



Restaurant tables as well as display counters, shelves, and cabinets for stores can be covered with linoleum for a durable and attractive finish. Wood or metal edgings are often used to protect the edges and add to the appearance of such installations.


edges and seams should be sealed with a waterproof cement to prevent water from getting between the linoleum and the base. Seepage of water under the linoleum will destroy the adhesive as well as the backing and binders of the linoleum. As a protection to exposed edges, various types of wood or metal edgings can be used. The underlayment of asphalt saturated felt on a sink top installation compensates for the thickness of the edging flange. It also prevents the linoleum from becoming damaged by the expansion and contraction of wood construction.

RESILIENT TILE

The various types of resilient tile flooring materials have been used to some degree for counter top coverings. These materials, asphalt tile, Linotile®, rubber tile, and cork tile, are limited in their application, however, because installation involves numerous joints between the tile. They are not practical for sink tops because the joints permit the possibility of water getting under the tile. And, with the exception of asphalt tile, it is difficult to apply the tile materials to rounded surfaces and corners. The thermoplastic quality of asphalt tile makes it practical to heat and bend this material to conform to rounded surfaces and corners of counters and cabinets. By pre-heating asphalt tile also can be flashed from horizontal to vertical surfaces to eliminate dust-catching corners.

When asphalt tile is installed on counter tops and other horizontal surfaces, an asphalt emulsion can be used as the adhesive. On vertical surfaces, such as counter fronts, a heavy-bodied cement of the type used for the installation of hardboards or acoustical materials should be used. This adhesive takes a positive set and hardens quickly. It offsets the possibility of the tile's settling or slipping down as it might if slow-setting asphalt adhesives were used. Rubber tile, Linotile, and cork tile can be installed satisfactorily to counter tops with linoleum paste.


New architectural uses for resilient flooring materials are under constant study in Armstrong's Research Laboratories. Architects desiring assistance in unusual installations of resilient flooring materials are invited to contact any Armstrong office for unbiased recommendations or write, stating specific problems to Armstrong Cork Co., Floor Div., 2411 State Street, Lancaster, Pa.



Facing for counters and cabinets is another use to which resilient flooring materials can be put. Whether linoleum or resilient tile materials are used for this purpose, decorative insets can be installed in the covering. Scuffing has little effect on these finishes.



Asphalt tile, although limited in its practical application to surfaces where numerous joints are not objectionable, has advantages in its thermoplastic qualities. It can be heated and bent to form a dirt-free cove at the junction of vertical and horizontal surfaces.



Apartment House, 120 E. 79th St., New York.
Architect: Sylvan Bien, New York. Contractors:
S. Minskoff & Sons, New York. Adapted from the
original rendering by J. Floyd Yewell.

Modern design in apartment house planning demands the functional beauty of Lupton Metal Windows. Narrow frames and mullions assure maximum daylight, lending a feeling of spaciousness and luxury to each dwelling unit. Lupton Metal Windows offer controlled, draft-free ventilation. Outswinging ventilators catch and gently deflect air currents into the room. Extended hinges permit cleaning all glass from the inside. Metal frame screens for Lupton Metal Casements are easily attached on the inside of the window. There is a Lupton Metal Window for every type of building. Write for our new 1947 Catalog or see it in Sweet's.

MICHAEL FLYNN MANUFACTURING CO
700 East Godfrey Avenue, Philadelphia 24, Penna.
Member of the Metal Window Institute

L U P T O N M E T A ' . W I N D O W S

ATTRACTION...
SATISFACTION!

4222 PRISCILLA
Note self-adjusting
latch mechanism

4224 NEWPORT

4220 REGENCY

4221 PRINCESS

4223 CENTURY

PRISCILLA 4422 PULL

NEWPORT 4424 PULL

REGENCY 4420 PULL

PRINCESS 4421 PULL

CENTURY 4423 PULL

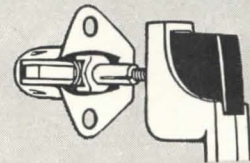
*are built into
this super-selling
cabinet hardware*



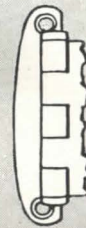
Every hardware merchant, every contractor and builder knows from experience that today's cabinet hardware must *attract the eye* and *satisfy*. A glance will show you how the new Stanley designs do exactly that!

See how pressure cast, rust-proof alloys with touches of sparkling, jewel-like plastics are cleverly combined into sturdy, functional, lastingly beautiful cabinet hardware. Small wonder that discerning feminine eyes and practiced hands choose this new line above all others!

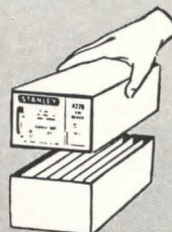
You can profit by this! Order an *operating* counter display today. You'll see how attraction and satisfaction add to your prestige . . . and your sales. The Stanley Works, New Britain, Connecticut.



SELF-ADJUSTING LATCH.
New "Trigger" latch design . . . automatically adjustable to doors from 3/4-in. to 1 1/8-in.



5-KNUCKLE HINGES. Five knuckles for strength. Raised barrel permits door to open full 180°.


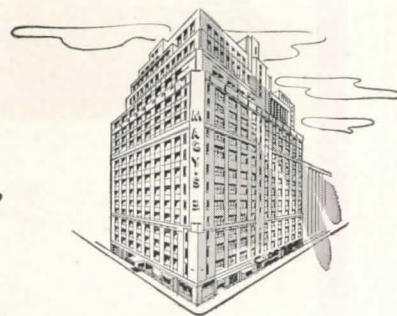


"ITEM-IZED" ENVELOPES. Each item comes packed complete with all necessary parts.

PACKED FOR EASY STOCKING. All items packed in same size boxes, with easy-to-read labels giving complete data.

STANLEY

Take a leaf
from Macy's book...



Bigelow's Lokweave Gropoint carpet used in the 3rd floor Shoe Department of Macy's, New York.

...use Bigelow Lokweave Carpet for heavy traffic areas

Here are some of the reasons why Bigelow's amazing Lokweave carpet is ideal for Macy's much-walked-on floors:

Sturdy loop pile Gropoint construction stands up for years under heavy traffic . . . special close weave resists dirt . . . tufts are locked in and cannot pull out . . . installation costs are low—no waste yardage, no binding or stitching . . . and, best of all, Lokweave

comes with *spare parts*.


Because there are no sewn seams in a Lokweave carpet, worn or damaged areas can easily be replaced with pieces of carpet left over from the original installation. This is an economical carpet—ideal for large floor areas. Don't overlook Lokweave when you buy carpet.

BIGELOW-SANFORD CARPET CO., Inc.

140 MADISON AVENUE, NEW YORK 16, N. Y.

Fine rugs and carpets since 1825





IF YOU'RE SEEKING SAVINGS
in CONSTRUCTION and MAINTENANCE
here's the place to look!

The construction cost picture on any project isn't complete until you've checked the important economy contributions that pressure-treated wood can make.

PERMANENT FOUNDATION WORK. Pressure-creosoted piles provide high load bearing capacity at low cost. Preservative treatment permits cut-offs above water table.


ECONOMICAL TRESTLE BRIDGES. Users have reported savings as high as 50% as compared to other permanent construction.

RESILIENT DOCKS & PIERS. "Cushioning" shock, pressure-creosoted wood means low first cost, high speed erection, maximum life and minimum maintenance. Fortified against marine borers and decay.

CREOSOTED JETTIES. Will not corrode nor spall in sea water. In one large project, pressure-creosoted wood construction cost ran 16 to 33% less than estimates on other types.



BUILDINGS. Koppers Fire-retardent treatment, applied to wood before erection, gives roof structures and floors lasting resistance to decay, termites and fire.

Ask for our bulletin, "Economic and Permanent Construction with Pressure-treated Wood."



PRESSURE-TREATED WOOD
KOPPERS COMPANY, INC.
 PITTSBURGH 19, PENNSYLVANIA

Year in—
Year out—



--- Washable "TONTINE"* Shade Cloth Stands the Wear!

HERE'S WHY "TONTINE" SHADE CLOTH OFTEN GIVES UP TO 20 YEARS' SERVICE

◀ **Deep into the fibers** of the fabric, the pyroxylin is driven. This chemical—a liquid form of cotton—is soaked up by the cotton fabric as a sponge soaks up water, then it hardens. Thus the two become, in effect, one material.

◀ **Pyroxylin is washable**—it is impervious to water, rain, grime and dirt. When a shade made with "Tontine" becomes soiled, it can be scrubbed with soap and water, then rehung fresh and clean as ever. Service records show that "Tontine" can be scrubbed—vigorously—20 times or more without damage! And colors resist fading, stay bright for the life of the shade.

◀ **Resists cracking and pinholing.** "Tontine's" pyroxylin impregnation gives it a protective finish that resists cracking and pinholing. And it gives maximum resistance to fraying and ripping. Constant improvement of all these qualities through the years makes today's "Tontine" one of the best values in its field.

Reports show that window shades made from durable "Tontine" have been in use up to twenty years. "Tontine" gives years of extra wear—fewer replacements are necessary—maintenance costs are lowered. In addition, clean, good-looking shades of "Tontine" help to impress customers and clients.

Specify "Tontine" for all window shades. It saves money, time, and trouble. An authorized "Tontine" dealer can arrange an economical washing and repairing service. E. I. du Pont de Nemours & Co. (Inc.), "Tontine" Sales, Newburgh, N. Y.

*"TONTINE" is Du Pont's registered trade mark for its pyroxylin-impregnated washable window shade cloth.


**DU PONT
"TONTINE"**

WINDOW SHADE CLOTH
Looks Better Longer




REG. U. S. PAT. OFF.

BETTER THINGS FOR BETTER LIVING
... THROUGH CHEMISTRY



SCHOOL

Installation of the Packaged Unit consisting of the Sarcotherm Valve and the accessories shown below.



THE LUXURY OF PERFECT HEAT


at less cost IN A MODERN SCHOOL AND
IN A MODERNIZED HOME

The scope of Sarcotherm Heating Systems is well illustrated by the thoroughly modern school (above) with Radiant Heat and the simple home (below) modernized with Sarcotherm.


Sarcotherm is serving libraries, institutions, sales offices, and apartments with equal success. It is ideal for any hot water system—and essential for Radiant Heat.

First cost is usually less, operating cost always less than that of conventional heating systems. Higher boiler water temperatures, smaller pipes, more satisfactory control and plenty of customer good will for the architect and contractor wherever installed.

Your prospective customers can easily spend more and get less for their money. They will consider it a favor if you tell them about Sarcotherm now. Ask for the bulletin.



SARCOTHERM
WEATHER CONTROL



HOME


This home in Long Island was modernized with a Sarcotherm Heating System for a quick sale. Realtor immediately purchased another house—and another Sarcotherm.



SARCOTHERM CONTROLS, INC., 280 Madison Avenue, NEW YORK 16, N. Y.



THERMOMETER



CIRCULATING PUMP



FLOW VALVE



STRAINER

CONSTRUCTION COST INDEXES — Labor and Materials

United States average 1926—1929 = 100

Presented by Clyde Shute, manager, Statistical and Research Division, F. W. Dodge Corporation, from data compiled by E. H. Boeckh & Associates, Inc.

NEW YORK

ATLANTA

| Period | Residential | | Apts., Hotels, Office Bldgs. Brick and Concr. | Commercial and Factory Buildings | | Residential | | Apts., Hotels, Office Bldgs. Brick and Concr. | Commercial and Factory Buildings | |
|------------------|-------------|-------------|---|---|-----------------------|--------------|--------------|---|---|-----------------------|
| | Brick | Frame | | Brick and Concr. | Brick and Steel | Brick | Frame | | Brick and Concr. | Brick and Steel |
| 1920 | 136.1 | 136.9 | 123.3 | 123.6 | 122.6 | 122.8 | 122.9 | 108.6 | 109.8 | 105.7 |
| 1925 | 121.5 | 122.8 | 111.4 | 113.3 | 110.3 | 86.4 | 85.0 | 88.6 | 92.5 | 83.4 |
| 1930 | 127.0 | 126.7 | 124.1 | 128.0 | 123.6 | 82.1 | 80.9 | 84.5 | 86.1 | 83.6 |
| 1935 | 93.8 | 91.3 | 104.7 | 108.5 | 105.5 | 72.3 | 67.9 | 84.0 | 87.1 | 85.1 |
| 1939 | 123.5 | 122.4 | 130.7 | 133.4 | 130.1 | 86.3 | 83.1 | 95.1 | 97.4 | 94.7 |
| 1940 | 126.3 | 125.1 | 132.2 | 135.1 | 131.4 | 91.0 | 89.0 | 96.9 | 98.5 | 97.5 |
| 1941 | 134.5 | 135.1 | 135.1 | 137.2 | 134.5 | 97.5 | 96.1 | 99.9 | 101.4 | 100.8 |
| 1942 | 139.1 | 140.7 | 137.9 | 139.3 | 137.1 | 102.8 | 102.5 | 104.4 | 104.9 | 105.1 |
| 1943 | 142.5 | 144.5 | 140.2 | 141.7 | 139.0 | 109.2 | 109.8 | 108.5 | 108.1 | 108.7 |
| 1944 | 153.1 | 154.3 | 149.6 | 152.6 | 149.6 | 123.2 | 124.5 | 117.3 | 117.2 | 118.2 |
| 1945 | 160.5 | 161.7 | 156.3 | 158.0 | 155.4 | 132.1 | 133.9 | 123.2 | 122.8 | 123.3 |
| 1946 | 181.8 | 182.4 | 177.2 | 179.0 | 174.8 | 148.1 | 149.2 | 136.8 | 136.4 | 135.1 |
| May 1947 | 219.1 | 221.6 | 205.6 | 206.8 | 203.4 | 180.2 | 183.9 | 155.1 | 154.1 | 154.2 |
| June 1947 | 219.3 | 221.8 | 205.9 | 207.0 | 203.6 | 180.4 | 184.1 | 155.4 | 154.3 | 154.4 |
| July 1947 | 223.4 | 225.0 | 211.2 | 212.5 | 206.6 | 184.0 | 187.9 | 160.3 | 159.6 | 158.8 |
| Aug. 1947 | 225.5 | 227.1 | 215.5 | 214.9 | 209.4 | 185.4 | 189.3 | 162.4 | 161.2 | 161.4 |
| | | | % increase over 1939 | | | | | % increase over 1939 | | |
| Aug. 1947 | 82.6 | 85.5 | 64.6 | 61.1 | 60.9 | 114.8 | 128.0 | 70.7 | 65.5 | 70.4 |

| Period | Residential | | Apts., Hotels, Office Bldgs. Brick and Concr. | Commercial and Factory Buildings | | Residential | | Apts., Hotels, Office Bldgs. Brick and Concr. | Commercial and Factory Buildings | |
|------------------|-------------|-------------|---|---|-----------------------|-------------|-------------|---|---|-----------------------|
| | Brick | Frame | | Brick and Concr. | Brick and Steel | Brick | Frame | | Brick and Concr. | Brick and Steel |
| 1920 | 118.1 | 121.1 | 112.1 | 110.7 | 113.1 | 108.8 | 107.5 | 115.2 | 115.1 | 122.1 |
| 1925 | 118.6 | 118.4 | 116.3 | 118.1 | 114.4 | 91.0 | 86.5 | 99.5 | 102.1 | 98.0 |
| 1930 | 108.9 | 108.3 | 112.4 | 115.3 | 111.3 | 90.8 | 86.8 | 100.4 | 104.9 | 100.4 |
| 1935 | 95.1 | 90.1 | 104.1 | 108.3 | 105.4 | 89.5 | 84.5 | 96.4 | 103.7 | 99.7 |
| 1939 | 110.2 | 107.0 | 118.7 | 119.8 | 119.0 | 105.6 | 99.3 | 117.4 | 121.9 | 116.5 |
| 1940 | 112.6 | 110.1 | 119.3 | 120.3 | 119.4 | 106.4 | 101.2 | 116.3 | 120.1 | 115.5 |
| 1941 | 118.8 | 118.0 | 121.2 | 121.7 | 122.2 | 116.3 | 112.9 | 120.5 | 123.4 | 124.3 |
| 1942 | 124.5 | 123.3 | 126.9 | 128.6 | 126.9 | 123.6 | 120.1 | 127.5 | 129.3 | 130.8 |
| 1943 | 128.2 | 126.4 | 131.2 | 133.3 | 130.3 | 131.3 | 127.7 | 133.2 | 136.6 | 136.3 |
| 1944 | 138.4 | 138.4 | 135.7 | 136.7 | 136.6 | 139.4 | 137.1 | 139.4 | 142.0 | 142.4 |
| 1945 | 152.8 | 152.3 | 146.2 | 148.5 | 145.6 | 146.2 | 144.3 | 144.5 | 146.8 | 147.9 |
| 1946 | 167.1 | 167.4 | 159.1 | 161.1 | 158.1 | 159.7 | 157.5 | 157.9 | 159.3 | 160.0 |
| May 1947 | 199.3 | 200.5 | 178.3 | 179.2 | 177.1 | 188.8 | 187.2 | 178.1 | 180.6 | 180.9 |
| June 1947 | 202.2 | 202.2 | 182.8 | 185.4 | 182.1 | 189.0 | 187.4 | 178.4 | 180.8 | 181.1 |
| July 1947 | 205.6 | 207.2 | 187.8 | 187.8 | 187.5 | 195.1 | 194.0 | 186.6 | 190.6 | 188.0 |
| Aug. 1947 | 207.0 | 208.6 | 189.9 | 189.4 | 190.1 | 196.7 | 195.6 | 188.9 | 192.4 | 190.8 |
| | | | % increase over 1939 | | | | | % increase over 1939 | | |
| Aug. 1947 | 87.7 | 94.9 | 60.0 | 58.1 | 59.7 | 86.4 | 97.0 | 60.8 | 57.8 | 63.7 |

The index numbers shown are for combined material and labor costs. The indexes for each separate type of construction relate to the United States average for 1926-29 for that particular type — considered 100.

Cost comparisons, as percentage differences for any particular type of construction, are possible between localities, or periods of time within the same city, by dividing the difference between the two index numbers by one of them; i.e.:

index for city A = 110
index for city B = 95

(both indexes must be for the same type of construction).
Then: costs in A are approximately 16 per cent higher than in B.

$$\frac{110-95}{95} = 0.158$$


Conversely: costs in B are approximately 14 per cent lower than in A.

$$\frac{110-95}{110} = 0.136$$

Cost comparisons cannot be made between different types of construction because the index numbers for each type relate to a different U. S. average for 1926-29.

Material prices and wage rates used in the current indexes make no allowance for payments in excess of published list prices, thus indexes reflect minimum costs and not necessarily actual costs.

These index numbers will appear whenever changes are significant.



THROUGH THE YEARS . . .

Copper costs less

IN HOMES large and small, hot water heating lines, hot and cold water lines and other pipe lines cost less *by the year* when they're copper.

The cost of a copper tube system installed very often approximates that of ordinary piping. This is because installation may be expedited with solder-type fittings. Because soft annealed copper tube is available in long lengths and may be bent around obstructions, fewer fittings are required. Because threading is eliminated and no allowance need be made for rust-clogging, copper tubes may be of relatively smaller diameter and lighter weight.

Anaconda Copper Tubes are made from specially deoxidized, 99.9+ % pure copper, furnished soft in 60-foot coils, also hard and soft in 20-foot straight

lengths. Types K and L Tubes, trade-marked "Anaconda," are available from wholesale distributors throughout the country.

Publications B-1 and C-2 discuss copper tubes for general plumbing, and for heating lines, respectively. Copies will be mailed on request. 4715

ANACONDA
from mine to consumer

Anaconda

COPPER WATER TUBES

THE AMERICAN BRASS COMPANY

General Offices: Waterbury 88, Connecticut
Subsidiary of Anaconda Copper Mining Company
In Canada: ANACONDA AMERICAN BRASS LTD.
New Toronto, Ont.



REQUIRED READING

WHO DUNN IT?

The Last Lath. A book of cartoons by Alan Dunn, reprinted from the ARCHITECTURAL RECORD. New York 18 (119 W. 40th St.), F. W. Dodge Corp., 1947. 8 by 10 in. 96 pp. \$2.50.

Reviewed by T. H. ROBSJOHN-GIBBINGS

Do you suffer from architecture? Is your environment uncontrolled? How is your relationship to the technology in which you live? Is your organic synthesis sluggish? Are your lines of flow obstructed? Do you have trouble with your mechanical core? If so, try Alan Dunn and *THE LAST LATH*, available at your nearest bookstore — and laugh yourself silly.

Alan Dunn — unlike far too many architects — sees architecture steadily and sees it whole. For the last 10 years, like an omnipresent Puck, he has been peering around the sacred corners of pomposity and slipping unobserved into the inner sanctums of dogma. Unnoticed he has been eavesdropping behind the architectural scene, not missing a word or a line, particularly when they were not intended for public consumption. With sly glee he has listened to the babel of pseudo-scientific verbiage being added to the classic architectural vocabulary; and with sardonic detachment he has watched the layman groping his way through its labyrinthine obscurities. Wherever and whenever the world of architecture finds itself momentarily confounded with the impact of human fallibility and dogmatic pretense, there is Alan Dunn at the exact moment of concussion.

"Let me tell you what happened in their All-Purpose room . . ." From "The Last Lath"



For too long now all this quick persiflage has been limited to the readers of the *ARCHITECTURAL RECORD*, and it is first-rate news to find the Dunn drawings concentrated with all the potentialities of nuclear fission in *THE LAST LATH*. It is good news because, knowingly or unknowingly, architecture — particularly modern architecture — was badly in need of the salutary ingredient found here. Urgently needed was the equivalent of a Pope who could strike down the architectural pretentiousness of a landed gentry with the remark that "if they starve they starve by rules of art"; or an Osbert Lancaster to tell us that a machine for living "presupposes a barrenness of spirit to which . . . we have not yet quite attained."

For, to tell the truth, something of a Teutonic dourness, something authoritarian and un-American, has been settling like a grim miasma over the professors and students of a supposedly American architecture. Look as we may, we find it difficult to discover among the youth of U. S. building the individual and the optimistic equivalent of a Frank Lloyd Wright. Can it be that the siren voice of the International Stylist who said, "The individual is losing significance. His destiny is no longer what interests us" has been taken literally by a generation of young American architects?

If it has, Alan Dunn has come to restore perspective and humor with *THE LAST LATH*. When his militant young matron tells her cowering architect, "Where you want mutative continuity

and design correlation, I want a closet," she is giving warning that fifty million individual American housewives stand squarely behind her. And the architect, who has facetiously embodied twin comfort stations in an arch of triumph to "resolve the conflict between the utilitarian and purely commemorative schools of thought," is far from losing sight of even the minor urgencies of a world of individual people.

Henceforth let all who speak of controlled environment, mechanical cores, regionalism, modules and machines for living, beware. Ten to one, listening under their drawing board with pen in hand will be Alan Dunn. Personally — and when you've read *THE LAST LATH* you'll go along with me — I'm for giving the Gold Medal of the American Institute of Architects to Alan Dunn. What do you say, men?

UN-MODERN ART?

Mona Lisa's Mustache: A Dissection of Modern Art. By T. H. Robsjohn-Gibbings. New York 20 (501 Madison Ave.), Alfred A. Knopf, Inc., 1947. 5¾ by 8½ in. xiv + 266 pp. illus. \$3.00.

If T. H. Robsjohn-Gibbings is murdered in his sleep some dark night he'll have only his own caustic humor and his increasingly skillful pen to blame. Not content with the barbs he shot at antique-lovers in *GOODBYE MR. CHIPPENDALE* a couple of years ago, he has now released a whole quiver-full of poisoned arrows at so-called modern art. *MONA LISA'S MUSTACHE* is not a book calculated to win friends for its author.

To put it bluntly, Mr. Robsjohn-Gibbings finds modern art neither modern nor art. He doesn't like it. He sees no reason for its existence. He considers it, in fact, rather absurd — "a revival of the systems used in primitive and ancient magic," and not at all an expression of the age in which we live.

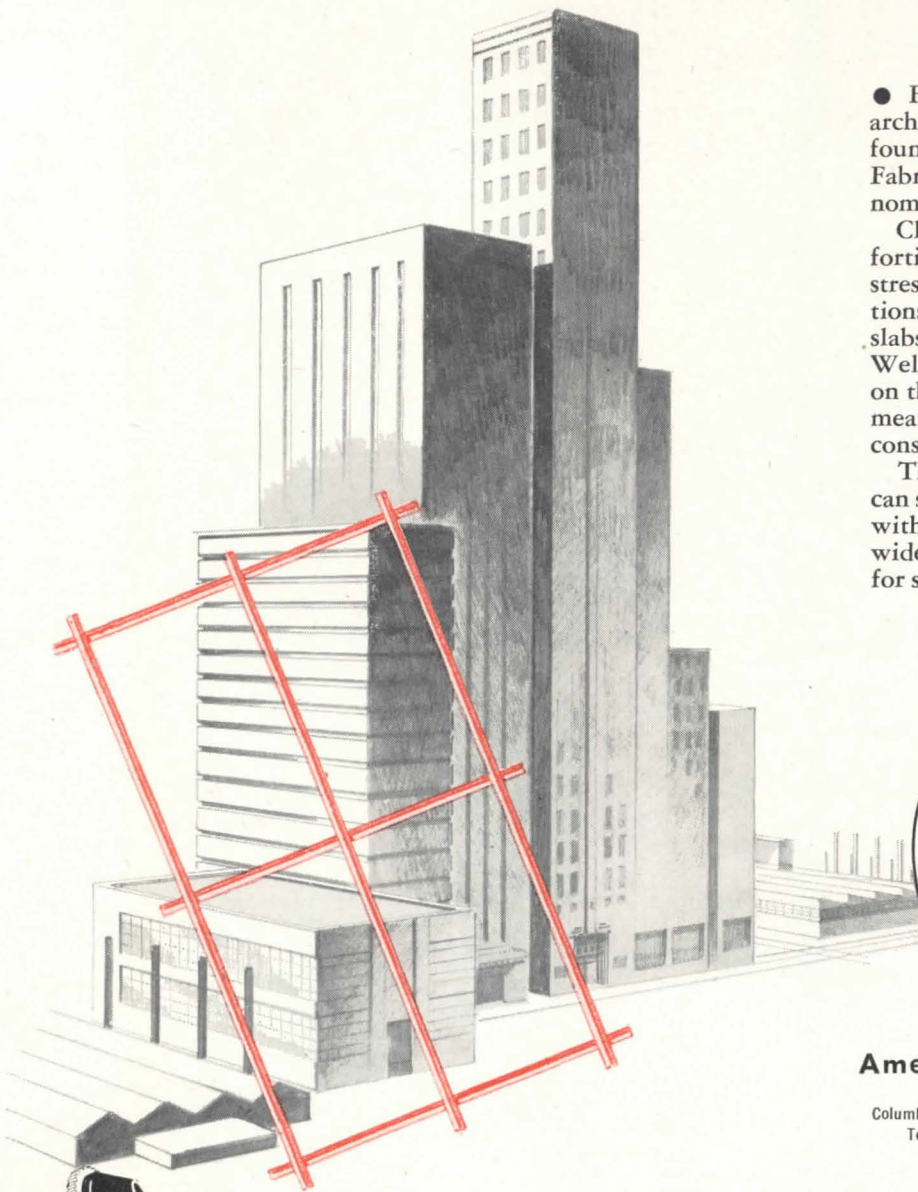
"It is the modern art authorities," says this hardy author, "who are responsible for the misleading cult of aesthetics and 'art appreciation.' To start with the premise that art is sublime and beyond the understanding of the average man, who must therefore be taught to 'appreciate' it, is absolute nonsense. Before the coming of modern art and its spokesmen no one needed a course of 'art appreciation' to understand just what he was looking at. You looked and you liked what you saw or you disliked it. But never did you look and then say: 'Tell me what I am looking at.'"

The poison into which Mr. Robsjohn-Gibbings has dipped his arrows is "Magic." His theme throughout this book is that modern art is nothing more nor less than a revival "of one of the oldest systems for getting power" — a revival of magic. Delving back into the art circles of the 19th century, he tells

(Continued on page 30)

Planning Concrete Construction?

Specify American Welded Wire Fabric



● For a wide variety of purposes, many architects and construction engineers have found U·S·S American Welded Wire Fabric the most effective and most economical concrete reinforcement.

Closely spaced cold drawn steel wires fortify wall, floor and roof slabs against stresses, strains and shocks—in all directions. Less steel, less concrete is needed for slabs of adequate strength. American Welded Wire Fabric needs no assembling on the job, is easily and quickly laid. That means important savings on material costs, construction time and labor cost.

These are some of the reasons why you can specify American Welded Wire Fabric with confidence, and why it is the most widely used prefabricated reinforcement for so many kinds of concrete construction.




American Steel & Wire Company

Cleveland, Chicago and New York
Columbia Steel Company, San Francisco, Pacific Coast Distributors
Tennessee Coal, Iron & Railroad Company, Birmingham,
Southern Distributors
United States Steel Export Company, New York

UNITED STATES STEEL



Every type of concrete construction needs **American Welded Wire Fabric** reinforcement.




FACTORIES




SMALL HOMES




SCHOOLS



SKYSCRAPERS



HOSPITALS



**★ MAKE MICHAELS
YOUR SOURCE OF SUPPLY
FOR METAL BUILDING PRODUCTS**

Since 1870 this organization has manufactured bronze, aluminum and nonferrous metal products to meet virtually every building requirement. During this time a large part of our work has been the faithful reproduction, in metal, of architects' creations and plans. Today we are in an even better position to handle this class of business. So, whether it be new construction or a remodeling job, don't overlook the products and service offered by Michaels. Write for more details. The bronze door illustrated above is only one of many Michaels products. A partial list is given in the next column.

The Michaels Art Bronze Company, 234 Scott St., Covington, Ky.

Member of the National Association of Ornamental
Nonferrous Metals Manufacturers

MICHAELS PRODUCTS

- Fixtures for Banks and Offices
- Welded Bronze Doors
- Elevator Doors
- Elevator Enclosures
- Check Desks (standing and wall)
- Lamp Standards
- Marquise
- Tablets and Signs
- Name Plates
- Astragals (adjustable)
- Railings (cast and wrought)
- Building Directories
- Bulletin Boards
- Cast Radiator Grilles
- Grilles and Wickets
- Kick and Push Plates
- Push Bars
- Cast Thresholds
- Extruded Thresholds
- MI-CO Parking Meters
- Museum Trophy Cases

REQUIRED READING

(Continued from page 28)

the story of the Pre-Raphaelite Brotherhood, occult-minded secret society of artists headed by Dante Gabriel Rossetti, "that eternal type of the art world, the charlatan of the esoteric." Gauguin, the Brücke brotherhood of Dresden, Madame Blavatsky and the Theosophists, the cubists, Marinetti and futurism, Picasso, Cezanne, Wassily Kandinsky, Klee, Giorgio di Chirico, Salvador Dali — these are some of the characters in Mr. Robsjohn-Gibbings' modern mystery play. The surrealists, the Bauhaus and New York City's Museum of Modern Art have the leading roles.

MONA LISA'S MUSTACHE (the title refers to a surrealist painting by Marcel Duchamp) never will have any disinterested readers. The anti-modern-art school will love it, will laugh itself into tears at the biting humor of the author, will quote it *ad infinitum*. And the infuriated multitudes on the other side of the fence will gird for battle, will excommunicate the author for his heresy, and will ban the book from the circles of the art literati. Crusader or traitor, Mr. Robsjohn-Gibbings obviously had a fine time writing this book — but sooner or later he is sure to hang for his wit.

LIGHTING THE HOME

Residential Lighting. By Myrtle Fashbender. New York 3 (250 Fourth Ave.), D. Van Nostrand Co., Inc., 1947. 8½ by 11 in. 270 pp. illus. \$10.00.

Described on the jacket as "a one-volume encyclopedia of all the basic facts on the arrangement and design of home lighting — for apartments or houses — for building, remodeling or decorating," this is a book more for the home owner, the interior decorator and the electric appliance dealer than for the architect. It should, however, prove a useful addition to the architect's reference shelf.


Even the most non-technically-minded layman will be able to understand this book. Writing clearly, using simple terms and explaining them as she goes, Miss Fashbender (Director of Residential Lighting, Lamp Division, Westinghouse Electric Corp.) has covered the entire residential lighting field from equipment to distribution curves. She has an excellent chapter on "The Influence of Period Styling on Lighting Fixture Design" and two on portable lamps. Her section on home wiring is thorough, including a schematic drawing of a typical electric wiring system for a two-story house, diagrams of various types of outlets, a table of electrical symbols, and a sample first floor plan showing recommended placement of lighting

(Continued on page 160)

Look-

NO SCREWS

FINGER-TIP SETTING
DOES IT . . . *and*
ONLY BRASCO
HAS IT



OPERATING on a simple principle uniquely applied to the safe installation of show window glass, Finger-tip Setting marks a notable advance in glass safety. In conjunction with Brasco's deeper grip, the glass is held firmly and uniformly, without pressure, without springs and without set screws.

FINGER-TIP CONTROL (patent applied for) is only one of the features of our new Safety-Set Store Front Construction. Others include five new sash members, with one rolled in heavier gauge than previously obtainable . . . sash height lowered to 25/32" exposing largest possible glass expanse . . . heavier bars for heightened areas . . . stronger steel reinforcements . . . heavier gauges in all sections.

Distinguished fronts with greatest visibility can now be built entirely with standard members in stainless steel or anodized aluminum, using stock millwork only. Thus Brasco Safety-Set Store Fronts provide economies in both material and labor, in addition to handsome, soundly engineered construction for stores of tomorrow.

★ A COMPLETE LINE FOR EVERY DESIGN ★

Brasco
MODERN
STORE FRONTS


BRASCO MANUFACTURING CO.
HARVEY • (Chicago Suburb) • ILLINOIS

National Distribution Assures Effective Installation

When you're heating Acres...



SPECIFY *Modern Enterprise* *Oil Burners*



Fred Meyers, Inc. is in a good position to judge the merits of Enterprise Oil Burners. Previous Enterprise installations in seven of their large Portland buildings have all run up impressive continuous-service, high performance records. Important factors of efficiency, flexibility and cleanliness, together with low-cost operation and maintenance, have always weighed heavily in the decisions of this progressive firm in favor of Enterprise Oil Burners. This latest installation, providing heating comfort to 3½ acres of warehouse under one roof, is further evidence of Enterprise Oil Burner ability to fulfill exacting requirements with dependable combustion equipment. For *your* next burner installation, call in your nearest Enterprise Oil Burner distributor, or write direct to the Combustion Division of Enterprise Engine & Foundry Co.

These two Enterprise Automatic Oil Burners have a capacity of 225 HP, were installed in the new Fred Meyers, Inc. warehouse by E. A. Ponder, Portland, Oregon. Fred Meyers, Inc. is the largest independent chain firm in Oregon merchandising groceries, drugs, wearing apparel, hardware and auto accessories.

ENTERPRISE

Oil Burners

Distributors in Principal Cities

COMBUSTION DIVISION OF ENTERPRISE ENGINE & FOUNDRY CO., 18th & Florida Sts., San Francisco 10, Calif.



Kencork flatters fabrics, too!

● Behind the sound practicality of Kencork for walls and floors is an inherent ability to flatter. Paintings—fine furniture—modern fabrics—all take on added interest in the company of Kencork.

As an architect, we think you'll find this cork tile an interesting and versatile medium. You'll like the way Kencork's lovely tones of tans and browns form interesting patterns on floors and walls. And, being practical minded, you'll appreciate Kencork's unique features: its ability to absorb sounds and assure safe footing—its resistance to moisture—its natural insulating qualities—its long life.


We suggest that when you write specifications for bedrooms, living rooms, nurseries, foyers, you give a thought to Kencork. Flooring dealers everywhere have samples to show. And we will be glad to furnish further data and practical folders. David E. Kennedy, Inc., 78 Second Avenue, Brooklyn 15, N. Y.—324 Fourth Ave., Pittsburgh 22, Pa.—1211 NBC Bldg., Cleveland 14, Ohio—1355 Market St., San Francisco 3, Cal.—Bona Allen Bldg., Atlanta 3, Ga.—452 Statler Bldg., Boston 16, Mass.

KENCORK
® floors and walls

Announcement

to those who sell, buy, specify or install

Douglas Fir Doors



EFFECTIVE August 15, 1947, all doors manufactured by member factories of the Fir Door Institute were placed under official F.D.I. inspection — to assure the highest possible degree of product quality and uniformity.

At the same time, revised industry standards were adopted by Institute members, those changes including new dimension specifications.

With the start of inspection, based on F.D.I. standards, Douglas fir pre-fit stock doors are now manufactured:

- 1/8-inch less than net book height;
- 3/16-inch less than net book width.

These new sizes permit pre-fit stock doors to be installed without sawing, trimming, or planing — *saving on-the-job time and reducing costs.*

The official F.D.I. seal and grade-mark will be placed on every door coming under the Fir Door Institute inspection service — and *only* on officially inspected doors. Grades will continue to be indicated by the letters A, B, C and MR; and such grades will be maintained in strict accordance with the industry standard.

The official Fir Door Institute seal — reproduced in the heading of this advertisement — is a symbol of fine craftsmanship now backed for the first time by a rigid inspection. Specify Douglas fir doors by this "grade trademark" — your assurance of controlled quality and product uniformity.



FIR DOOR INSTITUTE
TACOMA 2, WASHINGTON

THE NATIONAL ASSOCIATION OF DOUGLAS FIR DOOR MANUFACTURERS

YOU'LL BE RIGHT ON TOP



When you specify Decorative Micarta
FOR TABLES... COUNTERS
... BARS... WALLS

Whenever you want beauty plus convenience and durability, use this modern surfacing material. But be sure to specify Decorative Micarta*. That way you'll get all 10 of these important advantages.

- Won't scratch or mar under ordinary service conditions. Finished surface is hard and durable.

- Strong, dense material. Guaranteed not to warp, chip or crack under ordinary service conditions.

- Genuine wood veneers available. Truwood Micarta combines the beauty of such woods as primavera, mahogany and walnut with all the practical features of Decorative Micarta.

- Quickly and easily cleaned, because of its permanently smooth surface.

- Available in "cigarette-proof" grade at slight extra cost. Even when cigarettes burn out on it, "cigarette-proof" Decorative Micarta remains unmarred.

- Will not spot or stain from spilled food, grease, alcohol, etc. Highly resistant to heat, moisture, mild acids and alkalis.

- Color-fast, permanent finish. Unusually clear, lustrous colors and patterns won't fade or darken.

- Exclusive "Beauty Mask" of tough Kraft paper protects surface during shipping, machining and installation. Strips off easily when ready for use.

- Optional finishes. Brilliant high-gloss or lustrous satin.

- Large 4 ft. by 8 ft. sheets of Decorative Micarta are available for covering large surfaces quickly, and with a minimum of joints. Smaller sizes also available for table tops and similar applications.

Sounds like almost an ideal surfacing material, doesn't it. Well, it is!

Don't fail to get complete information on Decorative Micarta now. Available in a variety of desirable colors and patterns. For samples and installation data, write:

UNITED STATES
PLYWOOD CORPORATION
New York 18, N. Y.

* Weldwood* Hardwood Plywood
Douglas Fir Weldwood
Mengel Flush Doors
Douglas Fir Doors
Overhead Garage Doors
Molded Plywood
Armorply* (metal-faced plywood)
Tekwood* (paper-faced plywood)


* Flexmet
Weldwood Glue* and other adhesives
Weldtex* (striated plywood)
Decorative Micarta**
Flexwood*
Flexglass*
Firzite*

* Reg. U. S. Pat. Off.

** Reg. U. S. Pat. Off., Westinghouse Electric Corporation

DECORATIVE MICARTA

**For Outstanding
Performance**



FEATURES

1. Welded two-pass portable "streamline" construction for high pressure. *Model No. 125-150*
2. Extremely rugged and compact yet delivers full efficiency.
3. Entirely self-contained. Conveniently accessible.
4. Refractory lined firebox "steps up" efficiency.
5. Burns any fuel, mechanically or hand fired. AND convertible from one fuel to another . . . quickly and easily.

KEWANEE

HI-TEST BOILER No. 1 WELD

Designed in full conformity with the ASME Code for high pressure boilers, Kewanee Hi-Test has won an important place in the line of outstanding steel boiler performers produced by Kewanee for more than 75 years.

Built in sizes for 50 to 150 Horse Power at 125 and 150 pounds Steam Working Pressure. For coal (hand or stoker fired), oil or gas and easily and quickly convertible from one fuel to another and back again, as desired.



Reg. U. S. Pat. Off.
MEMBER



KEWANEE BOILER CORPORATION


KEWANEE, ILLINOIS

Branches in 60 Cities—Eastern District Office: 40 West 40th Street, New York City 18

Division of AMERICAN RADIATOR & Standard Sanitary CORPORATION

**OVER
75 YEARS
BOILERMAKERS**

The Faster Way to Partition and Panel



SEE THIS FREE, 10-MINUTE DEMONSTRATION IN YOUR OFFICE.

Get in touch with your nearest M/P Distributor listed below for your private showing.

YOUR M/P DISTRIBUTOR

| | |
|----------------------------|---|
| ALABAMA | |
| Birmingham | Acousti Engineering Co. |
| Mobile | Acoustics & Specialties Co. |
| ARIZONA | |
| Phoenix | J. B. Matz Co. |
| ARKANSAS | |
| Little Rock | Acoustics & Specialties Co. |
| CALIFORNIA | |
| Los Angeles | The Harold E. Shugart Co. |
| Oakland | |
| Sacramento | F. K. Pinney, Inc. |
| San Francisco | |
| COLORADO | |
| Denver | Lauren Burt, Inc. |
| CONNECTICUT | |
| Hartford | The C. A. Bader Co. |
| DELAWARE | |
| Wilmington | The W. M. Moyer Co. |
| Wilmington (Eastern Shore) | |
| DISTRICT OF COLUMBIA | |
| Washington | John H. Hampshire, Inc. |
| FLORIDA | |
| Jacksonville | |
| Miami | Acousti Engineering Co. |
| Ft. Wayne | of Fla. |
| Pensacola | Acoustics & Specialties Co. |
| GEORGIA | |
| Atlanta | Acousti Engineering Co. |
| ILLINOIS | |
| Decatur | Hugh J. Baker & Co. |
| INDIANA | |
| Evansville | |
| Indianapolis | Hugh J. Baker & Co. |
| Wabash | |
| KENTUCKY | |
| Louisville | E. C. Decker & Co. |
| LOUISIANA | |
| New Orleans | Acoustics & Specialties Co. |
| MAINE | |
| Portland | Pitcher & Co. |
| MARYLAND | |
| Baltimore | John H. Hampshire, Inc. |
| MASSACHUSETTS | |
| Boston | Pitcher & Co. |
| Springfield | The C. A. Bader Co., Inc. |
| MICHIGAN | |
| Detroit | R. E. Leggette Co. |
| Grand Rapids | Leggette-Michaels Co. |
| MINNESOTA | |
| Minneapolis | Insulation Sales Co., Inc. |
| MISSOURI | |
| Kansas City | |
| St. Louis | Henges Co., Inc. |
| NEW JERSEY | |
| Elizabeth | Jacobson & Co. |
| Trenton | The W. M. Moyer Co. |
| NEW MEXICO | |
| Albuquerque | The Jay Gear Corp. |
| NEW YORK | |
| Albany | |
| Buffalo | |
| Jamestown | |
| Rochester | Collum Acoustical Co. |
| Syracuse | |
| New York City | Jacobson & Co. |
| NORTH CAROLINA | |
| Charlotte | Acousti Engineering Co. of the Carolinas |
| OHIO | |
| Akron | |
| Cleveland | Mid-West Acoustical & Supply Co. |
| Columbus | |
| Toledo | |
| Cincinnati | E. C. Decker & Co. |
| Dayton | |
| PENNSYLVANIA | |
| Altoona | |
| Pittsburgh | Harry C. Leezer Co. |
| Sharon | |
| Harrisburg | |
| Philadelphia | The W. M. Moyer Co. |
| Seranton | |
| RHODE ISLAND | |
| Providence | Pitcher & Co. |
| SOUTH CAROLINA | |
| Charleston | Acoustic Engineering Co. of the Carolinas |
| SOUTH DAKOTA | |
| Sioux Falls | Insulation Sales Co., Inc. |
| TENNESSEE | |
| Chattanooga | |
| Knoxville | Len Hernden Co. |
| Nashville | |
| Memphis | Acoustics & Specialties Co. |
| TEXAS | |
| Dallas | |
| Houston | S. W. Nichols Co. |
| San Antonio | |
| El Paso | The Jay Gear Corp. |
| UTAH | |
| Salt Lake City | Lauren Burt, Inc. |
| VERMONT | |
| Rutland | The C. A. Bader Co. |
| VIRGINIA | |
| Norfolk | |
| Richmond | John H. Hampshire, Inc. |
| Roanoke | |
| WEST VIRGINIA | |
| Huntington | E. C. Decker & Co. |
| Clarksburg | |
| Wheeling | Harry C. Leezer Co. |
| WISCONSIN | |
| Milwaukee | |
| Green Bay | Edw. T. VerHalen, Inc. |
| WYOMING | |
| Cheyenne | Lauren Burt, Inc. |



Here's what another METLWAL user says:

THE DAVIS CONSTRUCTION COMPANY
GENERAL CONTRACTORS
320 W. TWENTY-FOURTH STREET
BALTIMORE
23384

"Your Metlwal Partitions recently installed in our office easily surpass any other make in our many years of building experience.

"These partitions have enhanced the attractiveness and impressiveness of our office by their beautiful woodgrain finish and sound-proofing qualities."

Parlett L. Davis

Mr. Parlett L. Davis, President
The Davis Construction Company
Baltimore, Maryland.



WRITE TODAY for your copy of our latest catalog A11, containing Metlwal specifications, drawings and installation photos. See how Metlwal can help you plan beautiful interiors. Address: Martin-Parry Corporation, Toledo 1, Ohio. Plants: Toledo, Ohio; York, Pa.



These METLWAL features are worth checking!

- Quickly cover interior walls and divide floor space.
- Only a few standard parts — from warehouse stock.
- Readily adaptable to an endless variety of interiors.
- Easily movable without waste.
- Provide an all-flush surface from floor to ceiling.
- Eliminate need for plaster in new construction and for filler boards of other materials at ends or above cornice level.
- Easy to maintain.
- Factory-finished in natural woodgrain reproductions or soft, baked-enamel finishes.
- Will not chip, crack or craze.
- Do not reflect harsh, metallic light.
- Bonderized against rust and corrosion.

MARTIN PARRY
M/P
PRODUCTS


METLWALS

ALL-FLUSH PANELING
MOVABLE PARTITIONS

67 Years of Service

ENGINEERING AND ERECTING SERVICE AND
WAREHOUSE STOCKS FROM COAST-TO-COAST

If you specify Gold Bond Rock Wool Batts...

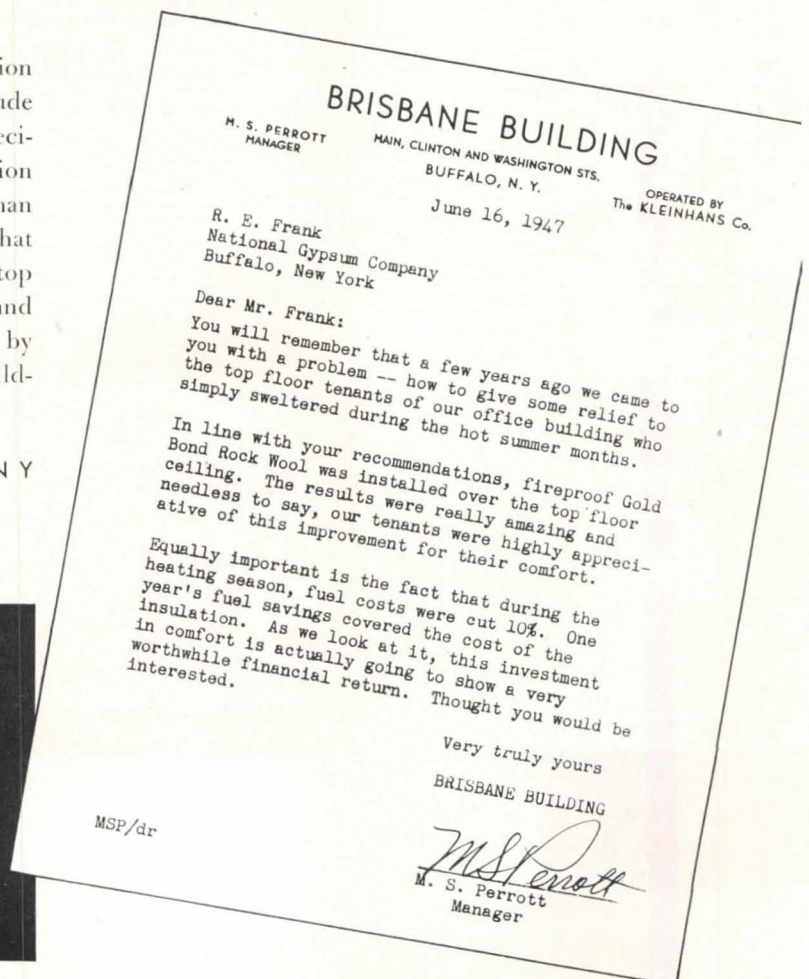


you can look forward to results like this...

NEXT time you plan commercial construction (office buildings, apartments, theatres) include Gold Bond Rock Wool batts in your ceiling specifications. Your client will be assured of insulation that is *permanently* fireproof—at no more cost than for merely “fire-retardant” materials. Insulation that will cut his heating costs in winter, and keep the top floor cool in summer. Insulation that both you and your client can depend on because it’s backed by one of the country’s largest manufacturer’s of building materials. Detailed specifications on request.

NATIONAL GYPSUM COMPANY
BUFFALO 2, NEW YORK


You'll build or
remodel better with
Gold Bond



Over 150 Gold Bond Products including gypsum lath, plaster, lime, wallboards, gypsum sheathing, rock wool insulation, metal lath products and partition systems, wall paint and acoustical materials.

Engineered for Longer Life

... new Richmond Winter Air Conditioner



NEW CAST-IRON-CHROME ALLOY
... heat exchanger lasts longer under
higher temperatures.

MORE EVEN PERFORMANCE
... limit control prevents unit from
overheating.

IT'S QUIETER ... blower fan floats
on rubber.

SPUN GLASS FILTER easily renewed.

YOU CAN SPECIFY the new Richmond Winter Air Conditioner with confidence. Its heart—the heat exchanger—gives greater protection against overheating ... assures longer service life.

A single unit in a smart Dulux white enamel finish, completely packaged, it fits in home, office or store. Heats, humidifies, circulates, filters ... comes in four sizes ... occupies only about 4 to 6 sq. ft. Covered by both AGA approval and a one-year replacement guarantee. Write Richmond Radiator Company, 19 E. 47th St., New York 17, N. Y.

FACTORIES AT METUCHEN, N. J., MONACA, PA., NEW CASTLE, DEL., UNIONTOWN, PA. (2)



RICHMOND RADIATOR COMPANY

Affiliate Reynolds Metals Co.

Enameled Cast Iron Ware • Vitreous China • Perma-Gloss • Gas Boilers • Gas Winter Air Conditioners • Gas Gravity Furnaces • Radiators



Douplex partitions transmit light to offices, provide a rich background for selling displays. Neumann Brothers Jewelry, Toledo, Ohio.

Satinol Louvrex screen partitions highlight merchandise and diffuse light to all display sections at International Silver Company. Architect: Carl Conrad Braun.

Decoration does Double Duty


... WITH

Patterned Glass

When interior decoration must do a *selling* job, designers and architects turn to Blue Ridge *Patterned Glass*.

This distinctive glass solves display problems as does no other material. Because it transmits light yet obscures views, it may be used for decorative walls, screens or partitions to departmentalize shops or to separate offices from selling floor. Clear or *Satinol*-finished, its sparkle creates a background of lasting beauty... directs attention to the merchandise shown.

Your nearby L·O·F Glass Distributor will show you over 20 patterns in Blue Ridge Glass. Used alone or in combination, these give you wide choice in designing interiors that make better selling displays for all types of merchandise.



Satinol Flutex doors conceal extra stock and create a decorative panel of light in glassware department at T. A. Chapman Company, Milwaukee.

For Ideas... write for our *Patterned Glass Modernization Book*, illustrated with photographs of actual installations in stores, offices, buildings of many types. Blue Ridge Sales Division, Libbey-Owens-Ford Glass Co., 2117A Nicholas Building, Toledo 3, Ohio.



BLUE RIDGE *Patterned* GLASS



FOR SOFT, DIFFUSED LIGHT • SMART DECORATION • COMPLETE PRIVACY

4 steps to Modern Lighting

Here are four modern lighting designs . . . four new ways G-E Lamps may be used to combine beauty with the functional use of light.


The scene is the stair leading from the registration center at General Electric's Lighting Institute at Nela Park, Cleveland.

1 A G-E Circline Lamp in a perforated metal diffuser combined with luminous panel above fits into architectural pattern.

2 Irregular shaped ceiling coffer containing G-E Fluorescent Lamps provide a change of pace, color for decoration and a mixture of light flattering to complexions.

3 A G-E Silverbowl Lamp in suspended fixture gives an accent in the pattern and additional light.

4 Decorative spots and stair illumination are the dual purpose of G-E Circline Lamps in perforated metal medallions on stair walls.



For all lighting purposes, specify G-E Lamps, so your clients get the benefit of the constant research that works to make G-E Lamps . . .

*Stay
Brighter
Longer!*



You are cordially invited to visit the General Electric Lighting Institute. You'll see the latest ideas in lighting and lamps for stores, offices, homes and schools.

G-E LAMPS

GENERAL  ELECTRIC

HERRING-HALL-MARVIN

SINCE 1834

Originators of Comprehensive Engineering Cooperation to the Architect . . .

A Great Safe Name more respected today than ever before. Identifying the world's most finely engineered fire-and-burglar resistive equipment and devices for banks, commerce, industry and the home.

ALL OVER THE WORLD

HERRING-HALL-MARVIN SAFE CO.
HAMILTON, OHIO, U.S.A.

IT'S A SAFE NAME



Branch Offices: NEW YORK CITY • CHICAGO • WASHINGTON, D. C. • BOSTON • BUFFALO • PITTSBURGH
DETROIT • ST. LOUIS • ATLANTA • HOUSTON • LOS ANGELES • SAN FRANCISCO • TORONTO


Today's Herring-Hall-Marvin is successor to Herring & Co., New York; Marvin Safe Co., New York; Farrell & Co., Philadelphia; Hall's Safe & Lock Co., Cincinnati; Remington & Sherman Co., Philadelphia

GOOD EQUIPMENT... GOOD POLICY

Norge has found that it is a good policy to produce only the best—a policy that has won staunch friends for Norge products among architects, builders and owners. Norge Division, Borg-Warner Corp., Detroit 26, Mich.

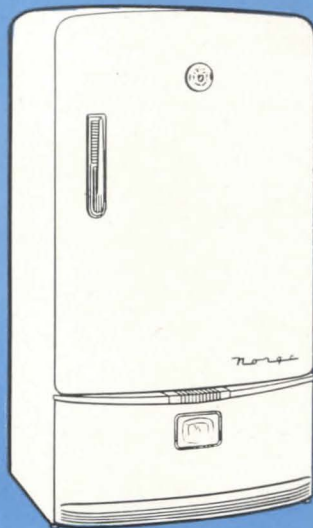


GAS RANGES



ELECTRIC
WATER HEATERS

REFRIGERATORS



ELECTRIC RANGES



Norge products, distributed worldwide, are typical examples of the values made possible by the American system of free enterprise.



Refrigerators



Electric Ranges



Washers



Electric
Water Heaters



Home Heaters



Gas Ranges



Home &
Farm Freezers

SEE
NORGE
BEFORE YOU BUY

Roddiscraft


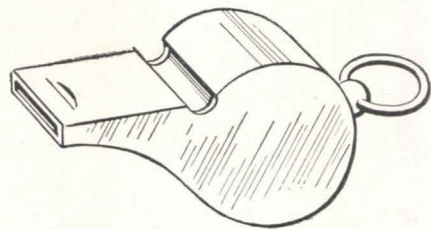
HARDWOOD PLYWOOD



Faces . . . smooth as a



Edges . . . clean as a



Cut straight as an



COMPARE Roddiscraft hardwood plywood—the faces sanded to satin smoothness — the edges flush, smooth and clean, precision cut . . . absolutely true —no wonder fine workmen always specify Roddiscraft.

Men who work with plywood know that these features mean time saved in fitting, finishing and cutting

— jobs done sooner — bigger profits, better satisfied customers.

Don't take our word for it — see it for yourself — compare Roddiscraft with any other plywood. You'll see too why Roddiscraft has earned the reputation for quality products.



NATIONWIDE Roddiscraft WAREHOUSE SERVICE

Kansas City 8, Mo., 2729 Southwest Blvd.
 Cambridge 39, Mass., 229 Vassar St.
 Chicago 8, Ill., 1440 W. Cermak Rd.
 Cincinnati 2, Ohio - 457 E. Sixth St.
 Dallas 10, Texas - 2800 Medill St.
 Detroit, Mich., 11855 E. Jefferson Ave.
 Louisville 10, Ky. - 1201-5 S. 15th St.

Long Island City, N. Y. - - - - -
 - - - - - Review & Greenpoint Ave.
 Los Angeles 11, Calif., 2860 E. 54th St.
 Marshfield, Wis., 115 S. Palmetto St.
 Milwaukee 8, Wis., 4601 W. State St.
 New York City, N. Y., 920 E. 149th St.
 San Antonio, Texas, 727 N. Cherry St.

DEALERS IN ALL PRINCIPAL CITIES

Roddiscraft
 Roddis Lumber & Veneer Co.
 MARSHFIELD, WISCONSIN



EST. 1891
THE SIGN OF A **FA** BETTER JOB

Frank Adam

SHUTLBRACK SWITCHES


FRANK ADAM ELECTRIC CO.
ST. LOUIS, MO. U.S.A.

EST. 1891
THE SIGN OF A **FA** BETTER JOB

Frank Adam

BUSDUCT

FRANK ADAM ELECTRIC CO.
ST. LOUIS, MO. U.S.A.



EST. 1891
THE SIGN OF A **FA** BETTER JOB

Frank Adam

PANELBOARDS


FRANK ADAM ELECTRIC CO.
ST. LOUIS, MO. U.S.A.

EST. 1891
THE SIGN OF A **FA** BETTER JOB

Frank Adam

SWITCHBOARDS

FRANK ADAM ELECTRIC CO.
ST. LOUIS, MO. U.S.A.



The SIGN of a BETTER JOB...

The **FA** Trade Mark has been a sign of quality in the electrical world for more than 56 years. To the Architect, this **FA** quality means modern, product design... to the Contractor, **FA** quality means dependability and ease of installation... to the Engineer, **FA** quality is a down-to-earth expression meaning less maintenance and longer-lasting service.

You'll find quality in all **FA** products whether they are safety switches or switchboards, panelboards or busduct. So for a quality job, specify Frank Adam.

Bulletins on all **FA** Products are available... send for your copies.



Makers of

- BUSDUCT
- SERVICE EQUIPMENT
- PANELBOARDS
- SAFETY SWITCHES
- SWITCHBOARDS
- LOAD CENTERS
- ELECTRIC QUIKHETER

Frank Adam
ELECTRIC COMPANY
ST. LOUIS, MISSOURI

AEROFIN



gives you QUICK HEATING ...

...FAST COOLING

Aerofin
is sold only by manufacturers
of nationally advertised fan
system apparatus.
List on request.

AEROFIN construction—metallic bonding and complete tinning—assures highest practical heat transfer and protection from corrosion. Aerofin engineering—based on accurate published ratings—fits the right equipment to the job. A complete range of designs for every kind of heat-transfer application. Compact, easy to install. Experienced Aerofin field engineers are ready to help you with your heat-exchange problems.

AEROFIN CORPORATION

434 S. Geddes Street, Syracuse 4, N. Y.


NEW YORK • CHICAGO • CLEVELAND • DETROIT • PHILADELPHIA • DALLAS • MONTREAL

Announcing

Two Types of

INSULATED STEEL WALLS

for INDUSTRIAL and COMMERCIAL BUILDINGS



...BOTH HAVE UNUSUAL THERMAL PROPERTIES

Two types of insulated exterior steel walls have been perfected by The R. C. Mahon Company for use in construction of modern industrial and commercial buildings. Both types of wall effect considerable saving in material cost, and the ease and rapidity with which they may be erected result in further economies from a standpoint of labor costs. Thermal properties of both walls are outstanding. Wall plates may be reversed to produce a pilaster effect for individual architectural treatment. Many buildings have been built in the past six years with this wall construction. Designers, builders and owners have shown keen interest in the simplicity and the utility of both products. Write for Catalog B-47-B for information and construction details, or see 1948 Sweet's File.

T H E R . C . M A H O N C O M P A N Y
 DETROIT 11, MICHIGAN • CHICAGO 4, ILLINOIS
 Representatives in all Principal Cities

Manufacturers of Insulated Steel Walls, Steel Deck for Roofs, Sidewalls, Ceilings, Floors and Partitions. Also Roof Sumps and Sump Recesses, Rolling Steel Doors, Grilles, and Underwriters' Labeled Rolling Steel Doors and Fire Shutters.

Insulation is
2" Fiberglas

M A H O N

Facing tile increases the beauty and utility of public building interiors



WHEN YOU design public buildings, you can achieve interiors of greater beauty and utility by specifying Structural Clay Facing Tile, either glazed or unglazed.

This dual-purpose building material combines a beautiful, hard-surfaced finish with a fire-safe wall of great structural strength. A variety of attractive colors, textures and modular sizes is available to enhance the design of any Library, Court House, Memorial, Recreation Center, Museum, Institution or other public building.

Most public buildings are subjected to rough usage and harsh treatment. They require materials that will not scratch, crack, mar or decay—that will resist stains, grease and dirt. Structural Clay Facing Tile fills this need at a minimum cost.


And it's easy to keep public building interiors clean and sanitary, if Facing Tile is used. A simple soap and water washing does the job.

Production of Facing Tile in modular sizes means even more advantages—greater flexibility in design . . . perfect fitting with other modular materials . . . less time needed for drafting and site supervision . . . less material waste . . . better workmanship with less labor . . . earlier occupancy.

Write to Desk AR11 of the Institute for 90-page Facing Tile Handbook showing methods of determining modular layout procedure—FREE to registered architects and engineers; 50 cents to all others. Refer also to Sweet's 1947 Architectural Catalog. Institute Members are at your service.

INSTITUTE MEMBERS

- Belden Brick Company
Canton, Ohio
- Continental Clay Products Co.
Kittanning, Pennsylvania
- Charleston Clay Products Co.
Charleston 22, West Virginia
- Hanley Company
New York 17, N. Y.
- Hydraulic Press Brick Co.
Indianapolis, Indiana



Mapleton Clay Products Co.
Canton, Ohio

INSTITUTE MEMBERS

- Metropolitan Paving Brick Co.
Canton, Ohio
- National Fireproofing Corp.
Pittsburgh 12, Pennsylvania
- Stark Brick Company
Canton, Ohio
- Standard Clay Manufacturing Co.,
New Brighton, Pennsylvania
- West Virginia Brick Company
Charleston, West Virginia

FACING TILE INSTITUTE

1756 K STREET, N. W.

WASHINGTON 6, D. C.

Jenkins PRACTICAL PIPING LAYOUTS 26

How to plan
**AUTOMATIC
SPRINKLER
SYSTEM TANK
CONNECTIONS**

● An automatic sprinkler system using two primary water supplies, gravity and pressure tanks is represented in this layout. It conforms with the code of the National Board of Fire Underwriters.

Tank discharge lines may be carried separately in dead risers down to the lowest point in the system and there connected to the sprinkler supply risers. The tank discharges may be tied together to form the sprinkler supply line, providing this tie-in is made a minimum of 40 feet below the bottom of the pressure tank to prevent air lock in lines after pressure tank is emptied. Air lock would prevent discharge of the gravity tank.

The pressure tank must be installed in a room where a minimum temperature of 40°F. is maintained. The gravity tank is usually located on the roof exposed to weather. A heat exchanger maintains the required 40°F. minimum tank water temperature.


Consultation with accredited piping engineers and contractors is recommended when planning any major piping installation. Copies of Layout No. 26, enlarged, with additional information, will be sent on request. Just mail coupon.

A CHOICE OF OVER 600 JENKINS VALVES

To save time, to simplify planning, to get all the advantage of Jenkins specialized valve engineering experience, select all the valves you need from the Jenkins Catalog. It's your best assurance of lowest cost in the long run.

Jenkins Bros., 80 White St., New York 13; Bridgeport, Conn.; Atlanta; Boston; Philadelphia; Chicago; San Francisco. Jenkins Bros., Ltd., Montreal.

LOOK FOR THIS  DIAMOND MARK
Since 1864



JENKINS VALVES

For every Industrial, Engineering, Marine, Plumbing-Heating Service... in Bronze, Iron, Cast Steel, and Corrosion-resisting Alloys... 125 to 600 lbs. pressure.

Sold Through Reliable Industrial Distributors Everywhere

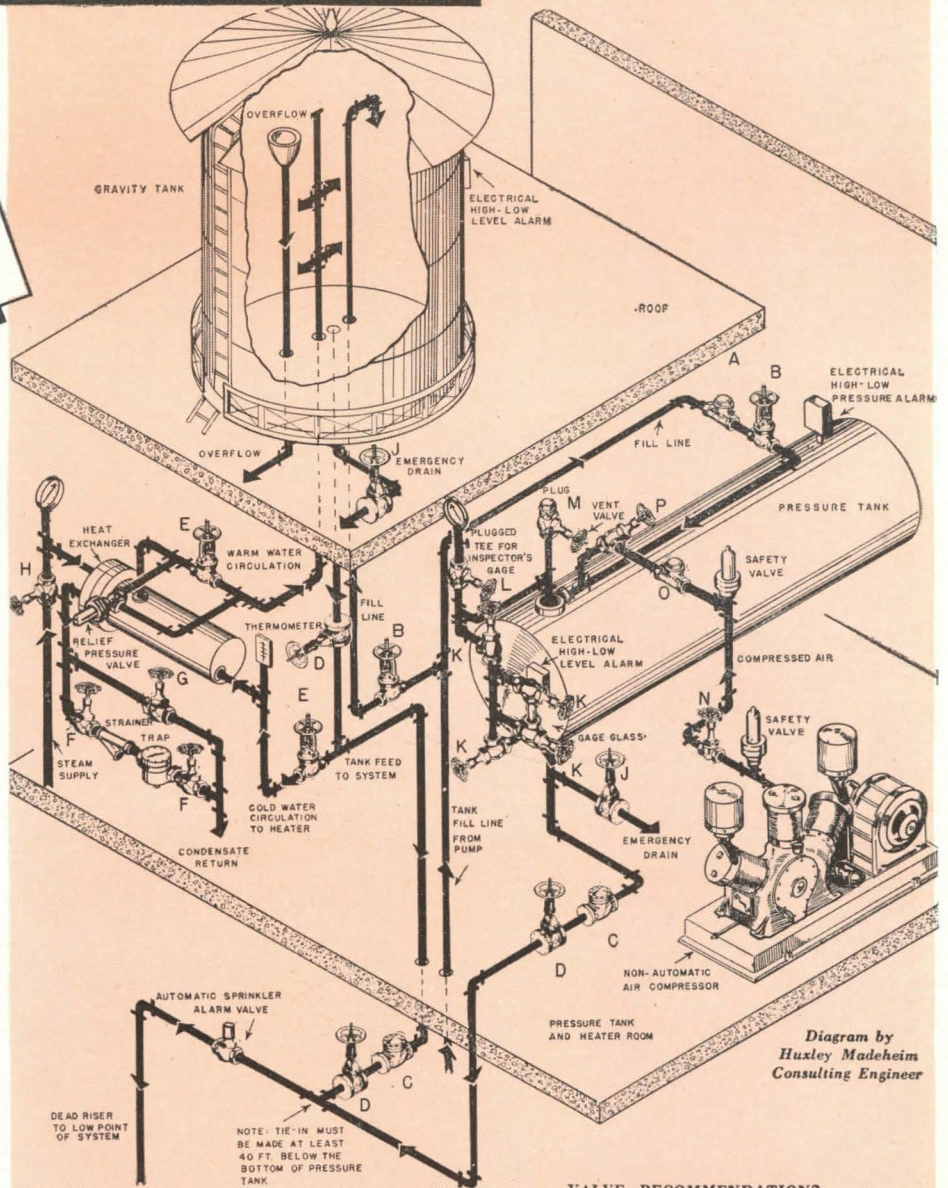


Diagram by Huxley Madeheim Consulting Engineer

VALVE RECOMMENDATIONS
For details and valves to suit varying conditions see Jenkins Catalog.

| Code | Quan. | Jenkins Valve | Service | Code | Quan. | Jenkins Valve | Service |
|------|-------|-----------------------------|------------------------------------|------|-------|-----------------------------|--------------------------------|
| A | 1 | Fig. 352 Bronze Swing Check | Tank fill line | H | 1 | Fig. 106-A Bronze Globe | Steam admission to heater |
| B | 2 | Fig. 275-U Bronze Gate | Tank fill line | J | 2 | Fig. 825 I.B. O.S.&Y. Gate | Emergency Tank Drain |
| C | 2 | Fig. 629 I.B. Swing Check | Tank discharge to sprinkler system | K | 4 | Fig. 108-A Bronze Angle | Gage glass & pressure test |
| D | 3 | Fig. 825 I.B. O.S.&Y. Gate | Tank discharge to sprinkler system | L | 1 | Fig. 106-A Bronze Globe | Pressure Gage Control |
| E | 2 | Fig. 275-U Bronze Gate | Water circulation to heater | M | 1 | Fig. 106-A Bronze Globe | Air Vent Control |
| F | 2 | Fig. 106-A Bronze Globe | Condensate trap shutoff | N | 1 | Fig. 47 Bronze Gate | Air Compressor Shutoff |
| G | 1 | Fig. 106-A Bronze Globe | Condensate trap by-pass | O | 1 | Fig. 352 Bronze Swing Check | Prevent backflow to compressor |
| | | | | P | 1 | Fig. 108-A Bronze Angle | Compressed air shut-off |


JENKINS BROS., 80 White St., New York 13, N. Y.
Please send me a reprint of Piping Layout No. 26.

Name

Company

Address

Alcoa Aluminum INDUSTRIAL



Aluminum, a topflight roofing material that has been used on monumental buildings for many years, is now economical for industrial applications. Alcoa Industrial Roofing and Siding is made of a tough Alcoa Alloy that is unexcelled in resistance to atmospheric corrosion by any aluminum alloy now made. It is easy and inexpensive to put on . . . attractive in appearance.

Alcoa Industrial Roofing and Siding gives you, and

your clients, that almost unbelievable combination . . . a *better* material at *lower* price. A material that will withstand common industrial atmospheres . . . smoke and fume . . . for years on end. A material that won't rust, streak or stain.


Figure it in aluminum, any job on your boards that can use sheet roofing or siding. Calculate not only the savings but also the client satisfaction, which will be plenty.

WRITE FOR PRICES



ALCOA

ROOFING and SIDING . . .



HERE ARE THE DETAILS

Thickness: .032 inches.

Lengths: 5, 6, 7, 8, 9, 10, 11 and 12 feet.

Widths: Roofing sheet, 35 inches; Siding sheet, 33 3/4 inches; Coverage: 32 inches.

Corrugation: 7/8 inch deep. 2.67 inches crown to crown.

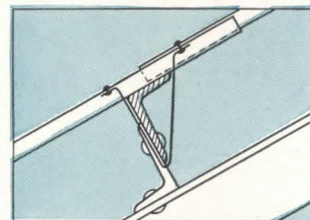

Weight: 56 lbs. per 100 sq. ft.

LOAD CARRYING CAPACITY

| PURLIN SPACING | CLEAR SPAN | UNIFORM LOAD p. s. f. (Safety factor: 2) |
|----------------|------------|--|
| 6'6" | 76" | 29 |
| 6'0" | 70" | 35 |
| 5'6" | 64" | 41 |
| 5'0" | 58" | 50 |
| 4'6" | 52" | 63 |
| 4'0" | 46" | 80 |

QUICK APPLICATION

Illustrated here are two of the many ways of installing Alcoa Industrial Roofing Sheet.



STRAP FASTENERS CAN BE ADAPTED TO PRACTICALLY ANY TYPE OR ARRANGEMENT OF PURLINS.

WITHSTANDS INDUSTRIAL SMOKE AND FUME



Alcoa Aluminum has been used for many years on coal mines, railroad terminals, warehouses, factory buildings and locomotive roundhouses. The protective qualities of Alcoa Roofing and Siding have been virtually unaffected by these severe conditions.

FOR SIDING THAT GOES UP FAST



Alcoa Industrial Siding has the same corrugation dimensions and lengths as Industrial Roofing. Over-all width is 33 3/4 inches covering 32 inches and providing extra economy for siding applications. Properly applied and with girt spacings up to 7'9" it will withstand 20 p.s.f. wind load.

ASK FOR COMPLETE INFORMATION

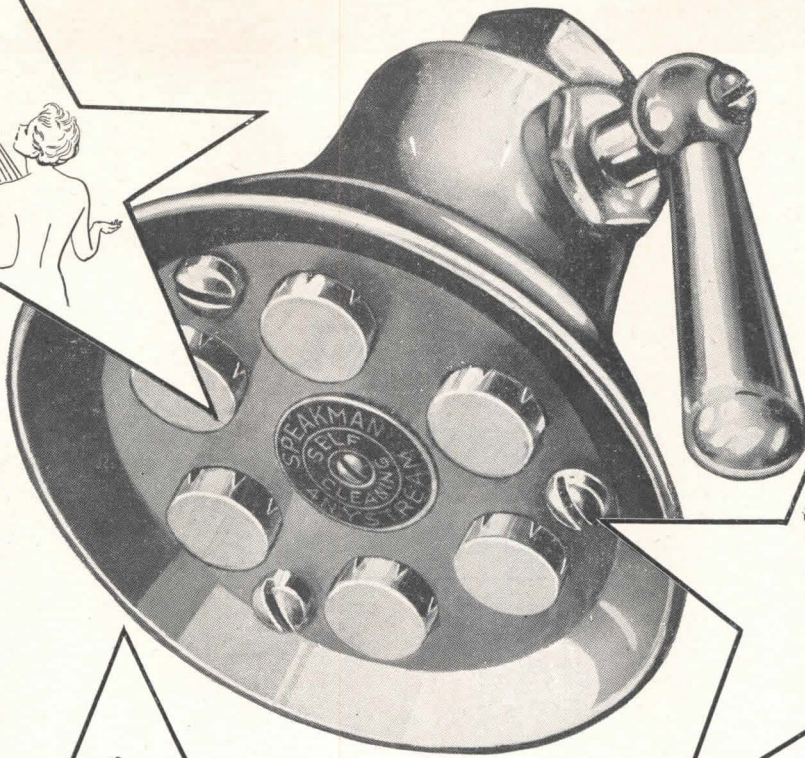


Pick up your telephone now and call your local Alcoa sales office. Ask for a sample and complete information on Alcoa Industrial Roofing and Siding Sheet. Or write to ALUMINUM COMPANY OF AMERICA, 1451 Gulf Bldg., Pittsburgh 19, Pa.

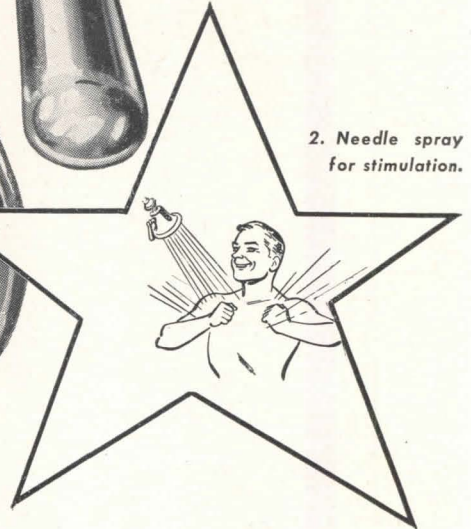
INDUSTRIAL ROOFING AND SIDING



1. Regular spray for relaxation.



2. Needle spray for stimulation.



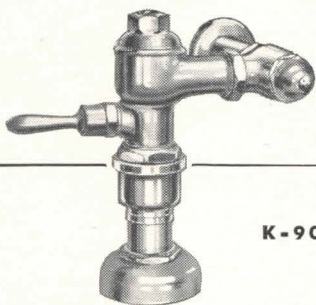
3. Flood spray for no-splash rinse.

SPEAKMAN ANYSTREAM SHOWER HEAD ... Star Attraction FOR YOUR CLIENTS

Recommending Anystream Shower Heads is smart business, because they always please the bather with exactly the type of shower he likes. An easy turn of the lever gives him any degree of spray . . . regular, needle, or flood.

Anystream is a water saver, too. In the needle spray position, the Anystream requires *less than half* as much water as ordinary showers. In addition, since the Anystream Shower Head is self-cleaning, this major source of trouble and maintenance is eliminated.

Speakman Showers and Fixtures are distributed nationally through plumbing supply dealers and plumbing contractors.



K-9000-BSP

SPEAKMAN SI-FLO FLUSH VALVE

Si-Flo barely whispers in operation. That's because this patented valve eliminates water hammer, line-throttling and closing noises . . . even with water pressures up to 100 lbs. Especially recommended for hotels, hospitals, schools, apartment houses, theatres and other installations where quiet is a must. A type for every installation.

See Sweet's Architectural File for a condensed catalog of Speakman Showers and Fixtures.

"Established in 1869"
SPEAKMAN
SHOWERS AND FIXTURES

SPEAKMAN COMPANY, WILMINGTON 99, DELAWARE



Unique **RED LEAD** "Soaps" ... check Rusting 3 Ways

Scientific research shows why Red Lead has long been regarded as the "standard" metal-protective paint.

One interesting factor is Red Lead's ability to react with the vehicle and produce unique lead "soaps."

These "soap" formations grow to form a tough, impervious, intermeshing matrix within the paint film, as shown in the photomicrographs below. These "soaps" help Red Lead inhibit rust three ways.

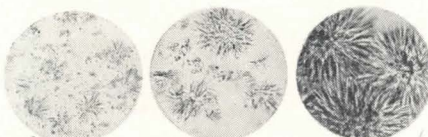
1. Toughen Paint Film. Radiating from central cores the "soap" formations develop long, rod-like projections, which spread out and interlock. Thus, they form a dense intermeshing structure that *mechanically* reinforces and toughens the paint film.

2. Make Film Water-Resistant. The very structural formation of these "soaps," with their thick, impervious matrix of closely-knit fibres, helps restrict the passage of moisture through the paint film. And metal cannot rust without the presence of moisture.

3. Keep Film Flexible. The "soap" formations, far from being rigid, allow movement all

along their soft, intertwining projections. The resulting flexibility helps prevent the ruptures to which a hard, unyielding paint film is subject. Thus the lead "soaps" aid in maintaining the continuity of the paint film.

Lead "soaps" form primarily in the dry paint film as it ages. This is where the "soap" formations impart their greatest benefits. When a paint film weathers and ages, decomposition products of the vehicle are formed. Red Lead's ability to slowly combine with these decomposition products actually enhances the life of the paint film. Red Lead's slow rate of reaction means the film age-hardens at a slower rate. It thus retains a high degree of flexibility, a great factor in its lasting adhesion.



The photomicrographs above show how Red Lead "soaps" progressively spread out as they grow and thus reinforce the paint film.

Remember, too, Red Lead is compatible with practically all vehicles commonly used in metal protective paints, including fast-drying resin types.

Specify **RED LEAD** for ALL Metal Protective Paints

The rust-resistant properties of Red Lead are so pronounced that it improves *any* metal protective paint. So, no matter what price you pay, you'll get a better paint if it contains Red Lead.

* * *

The benefit of our extensive experience with metal protective paints for both underwater and atmospheric use is available through our technical staff.

NATIONAL LEAD COMPANY: New York 6; Buffalo 3; Chicago 8; Cincinnati 3; Cleveland 13; St. Louis 1; San Francisco 10; Boston 6; (National Lead Co. of Mass.); Philadelphia 7, (John T. Lewis & Bros. Co.); Pittsburgh 30, (National Lead Co. of Pa.); Charleston 25, W. Va., (Evans Lead Division).



DUTCH BOY
Reg. U. S. Pat. Off.
RED LEAD



Burglass Furniture Company's store in New Orleans uses Insulux Glass Block panels to help block out dirt. Architect: Rathbone de Buys, New Orleans, La.

←
Second floor of Burglass Furniture store uses Insulux to flood interior display area with daylight. The No. 351 Insulux pattern used was designed specially to direct light upwards to the ceiling. From there it is re-directed deeper into the room, thus giving better light with fewer shadows. Contractors: Perilliat-Rickey Construction Co., New Orleans, La.

Something new in lighting . . . for old New Orleans

Brand-spanking new! It's the Burglass Furniture Company's modern, cheerful store . . . new from top to bottom! Daylighted by Insulux Glass Block, of course.


Continuous panels of light-transmitting Insulux on both floors add a note of gracefulness and style to the functionally designed building. They increase customer appeal, improve displays and lower the cost of maintenance.

In keeping with modern design trends, Insulux allows complete flexibility and originality in architectural planning and execution. It's ideal for adding light to dark corners, diffus-

ing daylight over wider areas and promoting privacy.

Specified by many architects for residences, apartments and commercial establishments, Insulux Glass Block is installed in a manner similar to brick. Once in place, Insulux panels are permanent, high in insulating qualities and easily cleaned. There's nothing to rot, rust or corrode.

For complete technical data, specifications and installation details, see the "Glass" section of Sweet's Architectural Catalog, or write Dept. D-11, Owens-Illinois Glass Company, Insulux Products Division, Toledo 1, Ohio.

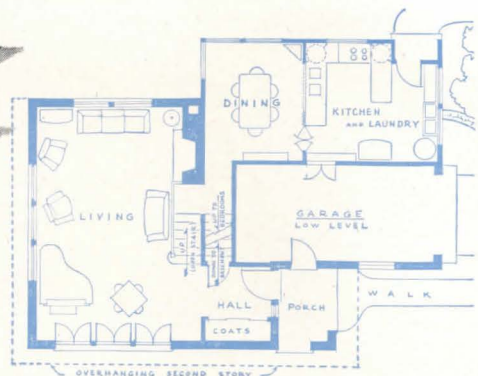


OWENS - ILLINOIS
INSULUX
GLASS BLOCK

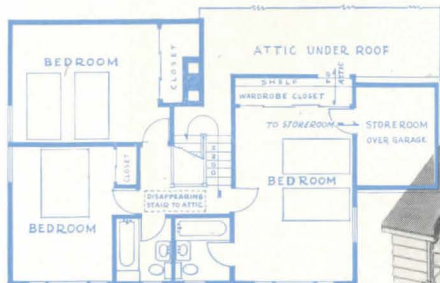
Insulux Glass Block is made in three sizes and many attractive face patterns. Investigate this modern material that has solved many complex building problems. Ask about Insulux today!

a **SMART** house
in the **RIGHT** Location

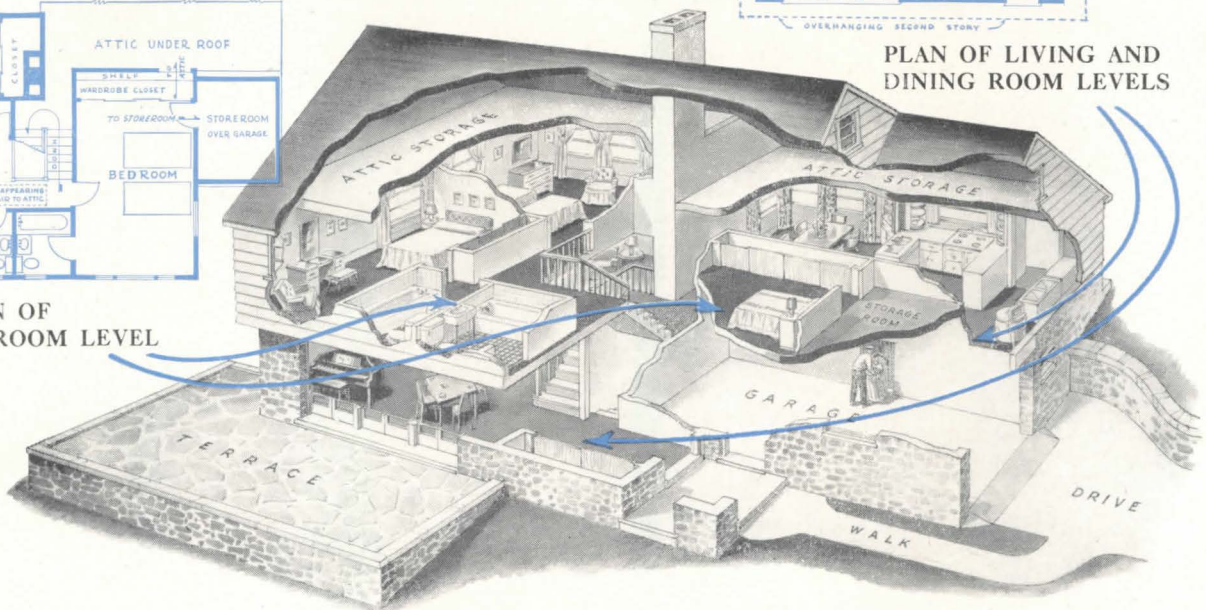
Heated the **SENSIBLE** Way!



PLAN OF LIVING AND
DINING ROOM LEVELS



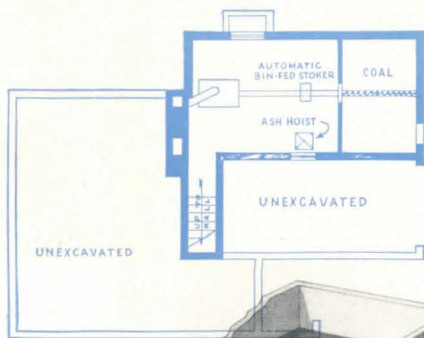
PLAN OF
BEDROOM LEVEL



This lovely three-level home observes the best rules of microclimatic location. It's designed for south side location, below the top of the hill—to escape frost and still-air pockets peculiar to vales, and at the same time miss wintry winds which blast hilltops. It requires *minimum* street frontage, *minimum* excavation and *minimum* foundation perimeter—and it

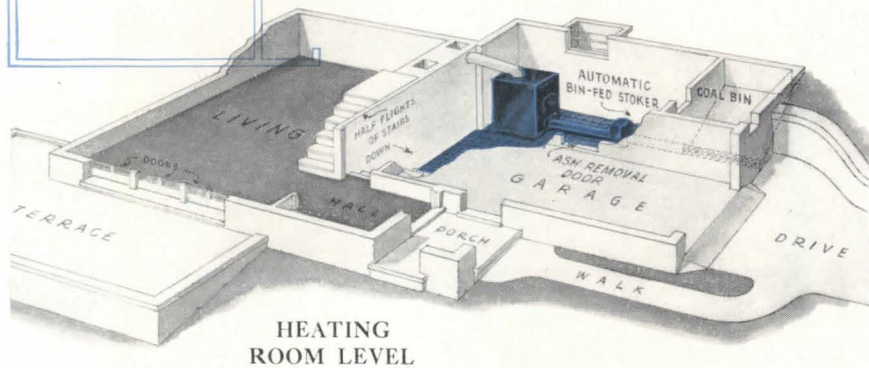
offers the *maximum* in privacy, view, garden space, living convenience and all-around attractiveness.

And because it's sensibly designed for coal heat, with modern automatic stoker installation and "flick-of-the-wrist" ash disposal, it offers a *maximum* of winter health and comfort with *minimized* attention to fueling!



Coal Heat Is
Healthful,
Even Heat

With coal heat, there's always a bed of fire in the furnace, eliminating "pop-on, pop-off" periods which keep room temperatures rising and falling and invite sniffles, colds and sore throats. The choice of millions of homeowners who heat with coal is "Fuel Satisfaction", the superior, all-purpose bituminous coal mined along the Norfolk and Western — high in heat energy and low in volatile content.




HEATING
ROOM LEVEL


**Norfolk
and Western
RAILWAY**

CARRIER OF FUEL SATISFACTION

SEE WHY ONLY THE GAS REFRIGERATOR




Stays Silent - Lasts Longer



LIQUIDS COOL ON EVAPORATION

When you pour alcohol on your skin and blow on it, it will feel cool. That's because liquids draw heat from the surrounding area as they evaporate. You could test this for yourself with a thermometer. Both gas and electric refrigerators operate on this principle . . . but there's a *big* difference in the application. Study the following illustrations and you'll see why Gas Refrigeration's method is superior.

YOU CAN MAKE A SIMPLE REFRIGERATOR



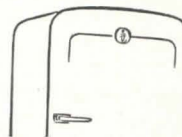
All you would have to do would be to pour continuous streams of ammonia or any other refrigerating liquid and air through a bent metal tube. As the ammonia evaporates on the inside, the outside of the tube cools . . . which causes refrigeration. The evaporated ammonia is then passed off in the form of vapor gas. However, in practical refrigeration, allowing this vapor gas to escape would be wasteful. It must be recovered and used again.

ONLY ONE HAS NO MACHINERY . . . A TINY FLAME DOES THE WORK

HERE'S HOW



All refrigerators but one use machinery or moving parts to change the vapor back to a liquid and circulate it for re-use. Only the Gas Refrigerator makes cold and ice with no motor, no pump, no valves, no piston or compressor.



A tiny gas flame takes the place of machinery in the Gas Refrigerator. Here the vapor is changed back to a liquid by first being passed through water. The water absorbs the ammonia. The mixture is then heated by a tiny gas flame. The ammonia is driven off in the form of vapor. Cooled by passing through pipes, it condenses again into a liquid. *Nota single moving part is needed.*

● **Shown above** are the basic principles on which all refrigerators freeze ice and produce cold. Perhaps you're ready to order refrigerators for new apartments or a housing development . . . or planning to buy replacements for your present apartments. Either way, it is important to know the difference between refrigerators.

As you'll note, there are two types of automatic refrigerators. One uses machinery. The other—a different, sim-

pler refrigerator—operates without moving parts. In their place a tiny gas flame does the work, silently, efficiently. This is the Servel Gas Refrigerator.

Because it freezes with no moving parts, you'll never hear a sound from Servel. No hum of stopping and starting. And it won't lose its efficiency or run up costly repair bills. More than two million families are enjoying this basically different refrigerator right now. Servel, Inc., Evansville 20, Ind.



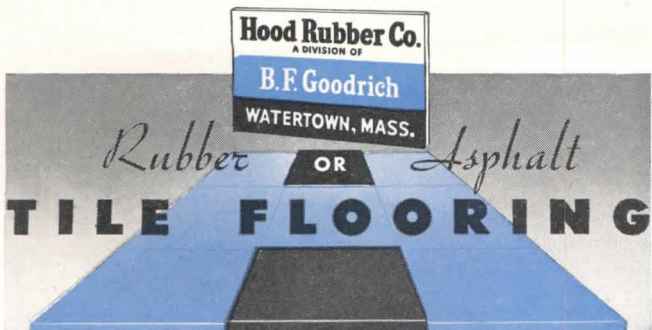
HOOD RUBBER TILE

The benefits resulting from years of B. F. Goodrich "First in Rubber" research and Hood manufacturing experience plus the best raw materials available go into all Hood Rubber Tile. The machinery and equipment used is especially developed for the production of this finer flooring.

With Hood, quality control is a constant and continual process. It never stops. Quality has never been sacrificed for the sake of production.

Hood Rubber and Asphalt Tile exceeds Federal Specifications. Hood color and marbling are permanent because they penetrate the entire thickness of the tile. Constant chemical analysis and standard laboratory tests right at the production line, together with Hood's special method of actual "Wear Testing," explain why Hood Flooring has been the choice of experts — since 1925.

See Sweet's Architectural File or send for catalog today.



From Sunny Florida



...to Sunny California

Yes, even in Sunny/Icy Alaska

SEAPORCEL
Porcelain Enamel Architectural Parts

STAND UP!

Neither sun, nor rain, nor sleet, nor snow affect this ceramic coating. Temperatures that would destroy ordinary surfaces have no injurious effect on SEAPORCEL'S permanent finish.

The SEAPORCEL* process of fusing porcelain and steel at 1550° F., forms an enamel that is practically ageless. It never deteriorates or fades. Through the years it remains clean, lustrous.

FABRICATION

Architectural parts are fabricated from 16 gauge enameling steel. Any design may readily be reproduced at low cost because the base metal is easily formed. Light in weight, SEAPORCEL panels are handled with facility. Concealed fastenings support each panel producing a permanent, attractive job securely anchored in place.

Finishes may be obtained in gloss or semi-matte; in terra cotta granite and other textures.

For building exteriors . . . sign-faces . . . signs . . . letters . . . interiors of public buildings . . . restaurants . . . banks . . . schools . . . hospitals . . . hotels . . . and hundreds of other uses.

Write today for catalog showing applications and current jobs.

SEAPORCEL PORCELAIN METALS, INC.
Formerly Porcelain Metals, Inc.
28-02 Borden Avenue, Long Island City 1, N. Y.

*Registered U.S. Pat. Off.



Seaporcel

Member: Porcelain Enamel Institute, Inc.

3

reasons

for using an Overhead Concealed
Door Closer rather than
the Floor type:

1 THE INSTALLED COST IS LESS

2 IT IS MORE EFFICIENT

3 MAINTENANCE IS FAR LESS




Entrance door with LCN Overhead Concealed Closer; Harold Spitznagel, Architect


Why the installed cost is less

While the price of the overhead concealed closer itself is about the same as that of the floor type, the cost of installing the floor closer is a good deal more.

A recess must be prepared in the floor, by setting a form while the floor is poured or by chipping out the concrete after the



Floor type closer set for grouting



Frame prefabricated for overhead concealed closer

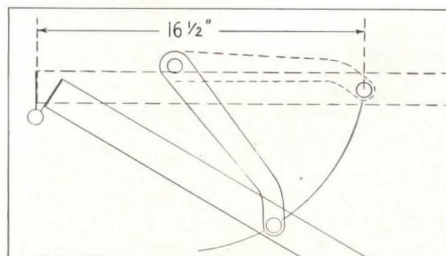
rough floor is in. Beams and conduits often make locating the closer difficult.

If a threshold is used it must be of the box type or one specially cut and drilled to take the closer, both expensive.

Contrast all this with securing an overhead closer and arm into openings blanked out of a metal frame and door at the factory, or easily cut into a wood head frame and door. With job costs what they are today the architect must consider these points.

Why it is more efficient

The big reason for greater efficiency in an overhead door closer lies in its position farther out from the hinge edge of the door than is practical with a floor closer. This gives much greater leverage,



Overhead closer delivers power more effectively

better performance and less strain on the closer.

Regulation is also easier with the overhead closer, all adjustments being easy to reach without removing anything.

Why maintenance is less

Take two closers of the same basic design (LCNs for instance); the overhead closer will outlast the floor type for two reasons: (1) Its location permits a more effective job, for a given capacity, with less need of repairs; (2) it avoids the abuses of floor dirt, scrub water, etc. which always foul floor type closers and shorten their lives.

We make both types

We cite these comparisons without prejudice, since the LCN line includes three types of floor closers which do their job as well as any such closers made. Many thousands are in constant use. But we know that the overhead closer works better, for a longer period, with far less attention and at lower cost, than the floor type. LCN catalog 11-a with full explanation gladly sent at your request; no obligation. Address LCN, 466 W. Superior St., Chicago 10, Ill.

LCN

Overhead and Floor Type
Concealed and Surface Type Door Closers

No mystery—

No magic—

No monkey-business—

Just facts for architects!




You won't find the answer to the Hindu Rope Trick in any of American Blower's Bulletins.

But you will find them packed with authoritative data on air handling, air conditioning, heating, cooling, ventilating and allied subjects. These Bulletins have been compiled by Ameri-

can Blower engineers after extensive research. We believe they will save you both time and trouble.


Drop us a card today. Your selection of the five Bulletins shown, or any of our many other Bulletins, will be sent without obligation.



Bulletin No. 6527

Air Conditioning Units

Complete data on three types of unit conditioners to fit different types of applications. Type A units for the average commercial or industrial jobs requiring from 1000 to 13600 CFM. Type S for washed air and high relative humidity—1000 to 13600 CFM. Type M for large central systems up to 41000 CFM.



Bulletin No. 6427

Lineflow Fan Units


Self-contained, attractive fan units for many supply or exhaust jobs on commercial and industrial applications. Made in a variety of arrangements to fit all types of jobs. Seven sizes from 1000 to 22000 CFM. Pressures from 1/8" to 1 1/2" w.g.



Bulletin No. 6017

Heating & Ventilating Units

Compact, quiet units for stores, offices, auditoriums, telephone exchanges, schools and similar applications. Supplies heated, filtered or humidified air as required. Seven sizes from 1000 to 15000 CFM. Suitable for floor, wall or ceiling mountings.



Bulletin No. 6117

Installation and Maintenance Instructions

A complete set of instructions for the erection and operation of each type American Blower unit as listed on the cover of the bulletin. Contains a number of illustrations with labelled parts and cutaway view plus piping diagrams, maintenance suggestions and other valuable information for architects.



Bulletin No. 6627

Evaporative Condensers


American Blower Evaporative Condensers, described in this bulletin, save 90 to 95% of the water normally required for refrigeration systems. Made in 21 sizes from 2 tons to 285 tons capacity. Can be furnished in weatherproof construction for outdoor installation. Suitable for floor or ceiling mounting.

AMERICAN BLOWER

AMERICAN BLOWER CORPORATION
DETROIT 32, MICHIGAN

In Canada: CANADIAN SIROCCO CO., LTD.,
Windsor, Ont.

Division of AMERICAN RADIATOR & Standard Sanitary Corporation



PROVIDE GOOD VENTILATION WHATEVER THE WEATHER

...with low-cost Fenecraft Projected Windows

How do clients feel about your window recommendations when it's raining and blowing? Or when it's hot and muggy? Here are windows designed to provide good ventilation under the most adverse conditions:

OPEN-OUT VENT forms canopy over the opening. It sheds rain and snow away from the opening.


SILL VENT deflects incoming air upward and thus prevents drafts at desk level. And it sheds rain and snow to the outside.

EACH VENT is easy to reach, always easy to open. Each stays open in the selected position and closes to a weathertight fit.

Fenecraft Projected Windows are safer—the sill vent prevents leaning out, guards against falls. Close-fitting screens are easily attached or removed from inside the room.



Economical, too. Standardization results in lower manufacturing costs. Dimensions co-ordinate with modern masonry practice to reduce installation time and costs. Maintenance is low, for steel can't warp, swell, shrink or rot.

There's beauty in the trim horizontal lines of Fenecraft Windows. Extra firesafety because they're steel. They're designed *right* for the modern buildings that are coming from today's drafting boards. See Sweet's (Section 16 a-9) or mail the coupon for full information.



FENCRAFT COMBINATION WINDOW

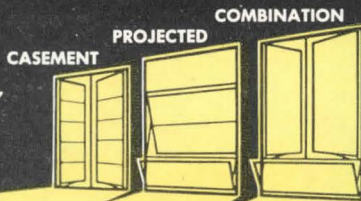
Generous fresh-air ventilation. Swing leaves deflect breezes into the room. In-tilting sill vent protects against drafts. Both sides easily and safely washed from inside.



FENCRAFT CASEMENT WINDOW

Safe washing on outside—from inside. Easy to operate. Interchangeable inside screens, protected from outside dirt.

Fenestra



FENCRAFT INTERMEDIATE STEEL WINDOWS

Detroit Steel Products Company,
Dept. AR-11
2252 East Grand Blvd.,
Detroit 11, Michigan

Please send me data on types and sizes of the new Fenecraft family of Fenestra Windows:

Name _____

Company _____

Address _____

LOS ANGELES ELEVATORS GET THEIR PACE LIFTED

**Otis Modernization Results in Faster Service,
Greater Traffic Capacity and Fewer Elevators**



Union Oil Building, Los Angeles, erected in 1923 and originally equipped with six car-switch elevators.

When management of the Union Oil Building realized their elevator service was lagging behind the occupants' needs, they wasted no time in doing something about it.

FROM 6 ELEVATORS TO 5. First step was a careful study by Otis of the building's traffic patterns. Next, Otis engineers recommended that five of the six elevators be modernized and equipped with Otis Signal Control and Otis Automatic Dispatching. The sixth elevator hoistway was put to good use for air conditioning ducts.

TRAFFIC CAPACITY UPPED 30%. Today, five elevators are doing the job of six — and doing it much better. Thanks to scientific scheduling of trips, waiting time at all floors has been greatly reduced, while passenger handling capacity has been increased 30 per cent. What's more, during normal two-way traffic periods, only four elevators are needed, even though the building is fully occupied.

PROFIT BY EXPERIENCE. If the elevator efficiency of your client's building is hampered by inadequate dispatching methods or outdated equipment, why not let a trained Otis modernization expert help you, too? His experience and services are yours at no obligation . . . just call your nearby Otis office.

**OTIS ELEVATOR
COMPANY**



Lobby of the Union Oil Building combines simple dignity with modern utility. Note smart-looking cab interior of modernized elevator. (Right) Elevator entrances at typical office floor.

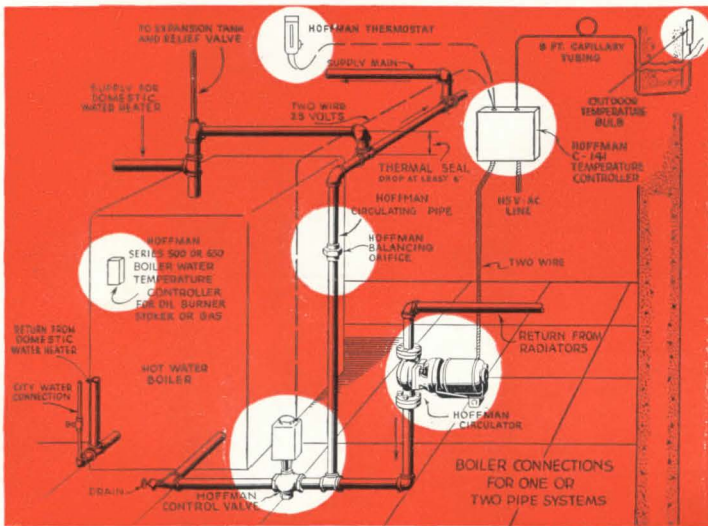
HOFFMAN C-141

HOT WATER

Comfort Package



A POPULAR PRICED CONTINUOUS CIRCULATION SYSTEM... THERMOSTATICALLY CONTROLLED



HOFFMAN C-141 CONTROLLER: Automatically maintains indoor comfort and temperature by combining Room Thermostat control with continuous circulation of the heating medium.

HOFFMAN CIRCULATOR: Continuously circulates the heating medium throughout the heating season. Automatically stops with the end of the heating season and starts again in the fall when heat is required.

HOFFMAN CONTROL VALVE: An especially designed valve to keep the hot water in the heating system at the desired temperature to maintain heating comfort.


HOFFMAN BALANCING ORIFICE: Engineered to maintain proper balance between the circulating pipe and boiler circuit.

HOFFMAN ROOM THERMOSTAT: Heat anticipating thermostat adjustable to slow, medium and fast cycles.

The Hoffman C-141 Comfort Package offers *precisely controlled heating*—yet the cost is within the budget of even modest homes.

The uniformity of a *continuously circulated* forced hot water heating system can now be obtained with simplified and inexpensive equipment. The new Hoffman C-141 Comfort Package combines a Circulating Pump, Temperature Controller, Control Valve and Room Thermostat.

In operation, the C-141 Comfort Package effects a constant balance between heat loss and heat supply, so that the home temperature is held uniform, regardless of weather variations. Note in the diagram that the boiler is by-passed from the rest of the circulating system. Hot water from the boiler is admitted *only* when the room thermostat requires additional heat. Hence the system keeps pace with the actual need for heat and never delivers a fuel-wasting excess.



HOFFMAN SPECIALTY COMPANY


1001 York St., Dept. AR-11, Indianapolis 7, Ind.

Makers of Valves, Traps, Pressure Reducing Valves, Temperature Regulators, Vacuum and Condensation Pumps, Forced Hot Water Heating Systems... Sold By Wholesalers of Heating and Plumbing Equipment.



From the cradle to the grave...

**HERMAN NELSON PRODUCTS
SERVE MILLIONS IN AMERICA**



New Plant of Miami Home Milk Producers, Miami, Fla.
Architect — L. R. Christie, Miami, Fla.
Consulting Engineer — W. T. Eeffing, Miami, Fla.
Contractor — Norton R. Ganger Co., Miami, Fla.

From Maine to California . . . Herman Nelson Heating and Ventilating Products maintain comfortable and healthy air conditions in many of the finest stores, industrial plants and office buildings.

Because the average man spends about 80 per cent of his entire lifetime indoors, it is important that all buildings in which he goes to school, works and

plays be properly heated and ventilated.


Since 1906, The Herman Nelson Corporation has been building quality heating and ventilating equipment for public, industrial and commercial buildings. Leading Architects, Engineers and Contractors, as well as Owners, know that the use of Herman Nelson Products will assure maintenance of desired air conditions.




THE HERMAN NELSON CORPORATION

Since 1906 Manufacturers of Quality Heating and Ventilating Products

MOLINE, ILLINOIS



This startling transformation . . . of old building space into a modern executive office at the Okonite Company, Passaic, New Jersey, is characteristic of the new decorative effects which are easily achieved with M/P Metlwal Paneling and Partitioning.



See this 10-minute demonstration. Learn how this modern method of paneling and partitioning fits your building, modernizing or partitioning plans. **CALL YOUR NEAREST M/P DISTRIBUTOR TODAY.**

YOUR M/P DISTRIBUTOR

- ALABAMA
 - Birmingham . . . Acousti Engineering Co.
 - Mobile . . . Acoustics & Specialties Co.
- ARIZONA
 - Phoenix . . . J. B. Matz Co.
- ARKANSAS
 - Little Rock . . . Acoustics & Specialties Co.
- CALIFORNIA
 - Los Angeles . . . The Harold E. Shugart Co.
 - Oakland . . . F. K. Pinney, Inc.
 - Sacramento . . . F. K. Pinney, Inc.
 - San Francisco . . . F. K. Pinney, Inc.
- COLORADO
 - Denver . . . Lauren Burt, Inc.
- CONNECTICUT
 - Hartford . . . The C. A. Bader Co.
- DELAWARE
 - Wilmington . . . The W. M. Moyer Co.
- Wilmington (Eastern Shore) . . . The W. M. Moyer Co.
- DISTRICT OF COLUMBIA
 - Washington . . . John H. Hampshire, Inc.
- FLORIDA
 - Jacksonville . . . Acousti Engineering Co.
 - Miami . . . of Fla.
 - Tampa . . . Acoustics & Specialties Co.
 - Pensacola . . . Acoustics & Specialties Co.
- GEORGIA
 - Atlanta . . . Acousti Engineering Co.
- ILLINOIS
 - Decatur . . . Hugh J. Baker & Co.
- INDIANA
 - Evansville . . . Hugh J. Baker & Co.
 - Ft. Wayne . . . Hugh J. Baker & Co.
 - Indianapolis . . . Hugh J. Baker & Co.
 - Wabash . . . Hugh J. Baker & Co.
- KENTUCKY
 - Louisville . . . E. C. Decker & Co.
- LOUISIANA
 - New Orleans . . . Acoustics & Specialties Co.
- MAINE
 - Portland . . . Pitcher & Co.
- MARYLAND
 - Baltimore . . . John H. Hampshire, Inc.
- MASSACHUSETTS
 - Boston . . . Pitcher & Co.
 - Springfield . . . The C. A. Bader Co., Inc.
- MICHIGAN
 - Detroit . . . R. E. Leggette Co.
 - Grand Rapids . . . Leggette-Michaels Co.
- MINNESOTA
 - Minneapolis . . . Insulation Sales Co., Inc.
- MISSOURI
 - Kansas City . . . Henges Co., Inc.
 - St. Louis . . . Henges Co., Inc.
- NEW JERSEY
 - Elizabeth . . . Jacobson & Co.
 - Trenton . . . The W. M. Moyer Co.
- NEW MEXICO
 - Albuquerque . . . The Jay Gear Corp.
- NEW YORK
 - Albany . . . Collum Acoustical Co.
 - Buffalo . . . Collum Acoustical Co.
 - Jamestown . . . Collum Acoustical Co.
 - Rochester . . . Collum Acoustical Co.
 - Syracuse . . . Collum Acoustical Co.
 - New York City . . . Jacobson & Co.
- NORTH CAROLINA
 - Charlotte . . . Acousti Engineering Co. of the Carolinas
- OHIO
 - Akron . . . Mid-West Acoustical & Supply Co.
 - Cleveland . . . Mid-West Acoustical & Supply Co.
 - Columbus . . . Mid-West Acoustical & Supply Co.
 - Toledo . . . E. C. Decker & Co.
 - Cincinnati . . . E. C. Decker & Co.
 - Dayton . . . E. C. Decker & Co.
- PENNSYLVANIA
 - Altoona . . . Harry C. Leezer Co.
 - Pittsburgh . . . Harry C. Leezer Co.
 - Sharon . . . Harry C. Leezer Co.
 - Harrisburg . . . The W. M. Moyer Co.
 - Philadelphia . . . The W. M. Moyer Co.
 - Seranton . . . The W. M. Moyer Co.
- RHODE ISLAND
 - Providence . . . Pitcher & Co.
- SOUTH CAROLINA
 - Charleston . . . Acousti Engineering Co. of the Carolinas
- SOUTH DAKOTA
 - Sioux Falls . . . Insulation Sales Co., Inc.
- TENNESSEE
 - Chattanooga . . . Len Herndon Co.
 - Knoxville . . . Len Herndon Co.
 - Nashville . . . Len Herndon Co.
 - Memphis . . . Acoustics & Specialties Co.
- TEXAS
 - Dallas . . . S. W. Nichols Co.
 - Houston . . . S. W. Nichols Co.
 - San Antonio . . . S. W. Nichols Co.
 - El Paso . . . The Jay Gear Corp.
- UTAH
 - Salt Lake City . . . Lauren Burt, Inc.
- VERMONT
 - Rutland . . . The C. A. Bader Co.
- VIRGINIA
 - Norfolk . . . John H. Hampshire, Inc.
 - Roanoke . . . John H. Hampshire, Inc.
- WEST VIRGINIA
 - Huntington . . . E. C. Decker & Co.
 - Clarksburg . . . E. C. Decker & Co.
 - Wheeling . . . Harry C. Leezer Co.
- WISCONSIN
 - Milwaukee . . . Edw. T. VerHalen, Inc.
 - Green Bay . . . Edw. T. VerHalen, Inc.
- WYOMING
 - Cheyenne . . . Lauren Burt Inc.

Looking for a **FASTER, EASIER** way to get **Distinctive, Permanent Paneling?**

ORDINARY buildings and rooms are quickly transformed into smart, distinctive offices by Martin-Parry Metlwals. Using *only a few standard parts from warehouse stock*, M/P Metlwals permit fast, easy installation of permanent paneling . . . eliminate the need for any type of filler board, plaster, or other construction materials. And Metlwal is ideal for new construction, too.

Movable Partitions for Flexible Floor Plans

In outer offices, where efficient use of space may require floor plan changes, Metlwal movable partitions provide a durable, attractive means of dividing space . . . permanent, yet easily moved without waste of time or material.

Factory Finished in Crackproof, Chipproof Enamel

The face sheets of M/P Metlwals are fac-

tory finished in natural woodgrain reproductions or in a variety of baked enamel colors. These beautiful finishes will not crack, chip or craze . . . *do not reflect harsh metallic light*. Bondered against rust and corrosion, Martin-Parry Metlwals meet every paneling and partitioning requirement and assure faster, cleaner, easier installation . . . combine long life, lasting beauty, soundproofing and fire resistance with low initial cost and easy maintenance.

Write today for **FREE BOOKLET A-11-D** for your [A.I.A. file . . . showing how Metlwals can help you plan and utilize office space more effectively . . . how Metlwals are made and installed . . . along with specifications and photos of actual installations. ADDRESS: Martin-Parry Corporation, Toledo 1, Ohio. PLANTS: Toledo, Ohio; York, Pennsylvania.



METLWALS

**ALL-FLUSH PANELING
MOVABLE PARTITIONS**

67 Years of Service

**ENGINEERING AND ERECTING SERVICE AND
WAREHOUSE STOCKS FROM COAST-TO-COAST**

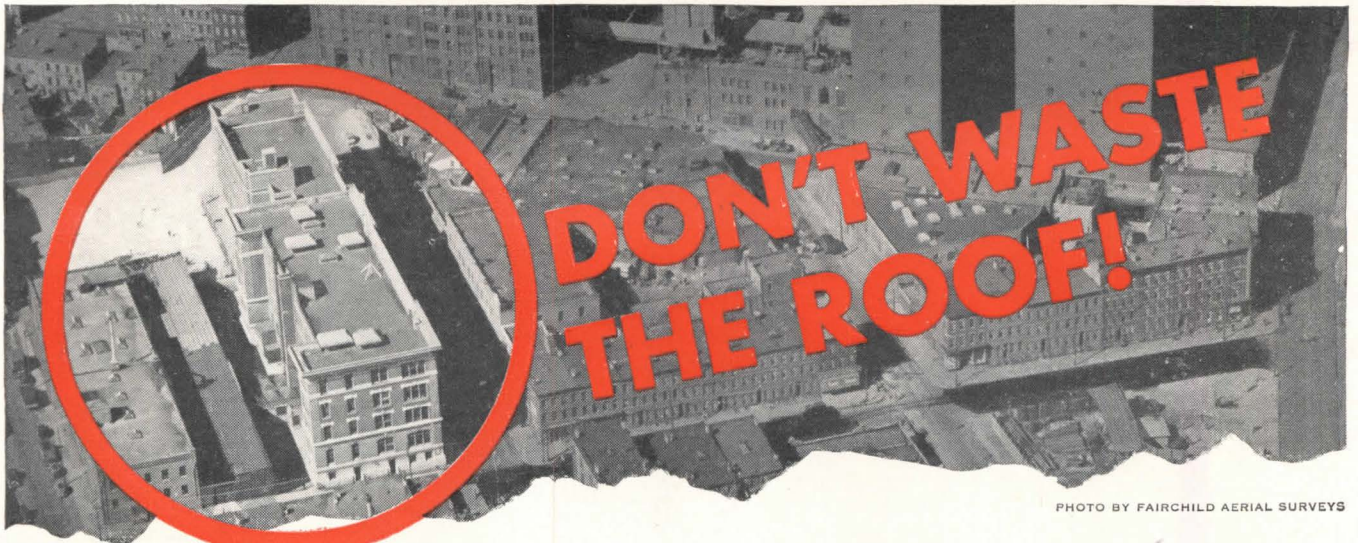



PHOTO BY FAIRCHILD AERIAL SURVEYS



**“ROOFS OF THE FUTURE”
—AVAILABLE TODAY!**

Up in the fresh air and sunshine, far above dangerous traffic—this school playground is one of the many new roof developments that Ruberoid specifications now make available for immediate planning.

NO WAITING for some time in the dim future—full utilization of those valuable roof areas is possible and practicable today! Now you can plan hospitals with outdoor decks for convalescents, apartment houses with gardened roofs, department stores with recreational roofs for employees, and factory roofs with husky concrete surfaces for traffic and storage.

The old hampering difficulties that prevented ideal use of roof space need no longer stand in the way. Specifications for these new developments are available to you *now*. As worked out by

Ruberoid engineers, these new roof developments are tested and thoroughly feasible. For full details get in touch with your local Ruberoid Approved Roofer—there’s one located in every part of the country. Backed by Ruberoid’s years of experience and complete line of materials he can give practical, unbiased help on your roof problems!

The RUBEROID Co.

**Executive Offices: 500 Fifth Ave., N. Y. 18, N. Y.
Asphalt and Asbestos Building Materials**

The RIGHT roof for any job—from one source!



Remember that Ruberoid makes every type of built-up roof—Smooth Surfaced Asbestos, Coal Tar Pitch with gravel or slag surfacing, or smooth or gravel-and-slag surfaced Asphalt—in specifications to meet any need. Hence a Ruberoid Approved Roofer is not prejudiced in favor of any one type. His services assure you of one source for all materials, centralized responsibility, smoother operation, uniform quality!

LOOKING FOR TROUBLE

THERE is a certain satisfaction in looking for trouble — especially when you know in advance that you are going to find it and know what to look for and where. Detectives and investigators have the satisfaction of pointing with pride at their prowess in discovering clues and following them to the apprehending of the culprits. And the public enjoys the drama of the exposé and relishes the saddling of blame on guilty parties.

So the present investigations of the complex building industry to determine who killed the Cock Robin of housing with the arrows of high costs, will be full of convincing facts and figures, dramatic incidents and examples. And each factor in the industry will have the satisfaction of having the investigators' finger point accusingly at the bad boy across the table. Of course, it will be the other fellow who is mostly to blame. Even the architect may be questioned to find out if his designs and plans are factors in the high costs of building, either through his lack of knowledge of the economics of building, or lack of scientific data necessary for economic building, or just the ineptitude of the perfectionists. He can hardly be successfully accused of inordinate profits from his profession.


Almost any architect could write volumes on the troubles the investigators will unearth, the "astounding abuses" in the industry that will be spread with such satisfaction to the public gaze. He could cite chapter and verse on the restrictive practices of labor, the high costs of materials and equipment, the restrictions of obsolete building codes, the red tape, unreasonableness, and shortcomings of government agencies (local, state, and national).

In this welter of easily enumerated specific troubles, abuses, or inefficiencies on the part of each factor in building — from raw land deals through real estate practices, financing systems, material and equipment manufacturing, marketing and distribution practices, to on-site labor squabbles — the investigators may lose sight of such overall influences on high costs as that ole debbil "supply and demand," the inevitable postwar inflation (devaluation of the dollar), the national debt, the government's own fiscal and tax policies, even the influence of political expediency on such policies.

On the whole we believe the effect of looking for trouble will be salutary. The building industry's shortcomings will be found to parallel the shortcomings of other industries rather than being unique. Incidentally, the advances the building industry has made in finding and alleviating its own troubles may be brought to light. It is our contention that the value of the investigations should be measured not in terms of the dirt excavated, but in terms of solutions to the troubles that beset us. And it is our belief that the measures for the solutions of such troubles will come from the industry itself rather than from critical master-minds.

Kenneth K. Stowell

EDITOR



U.N. HEADQUARTERS REVISED FOR ECONOMY

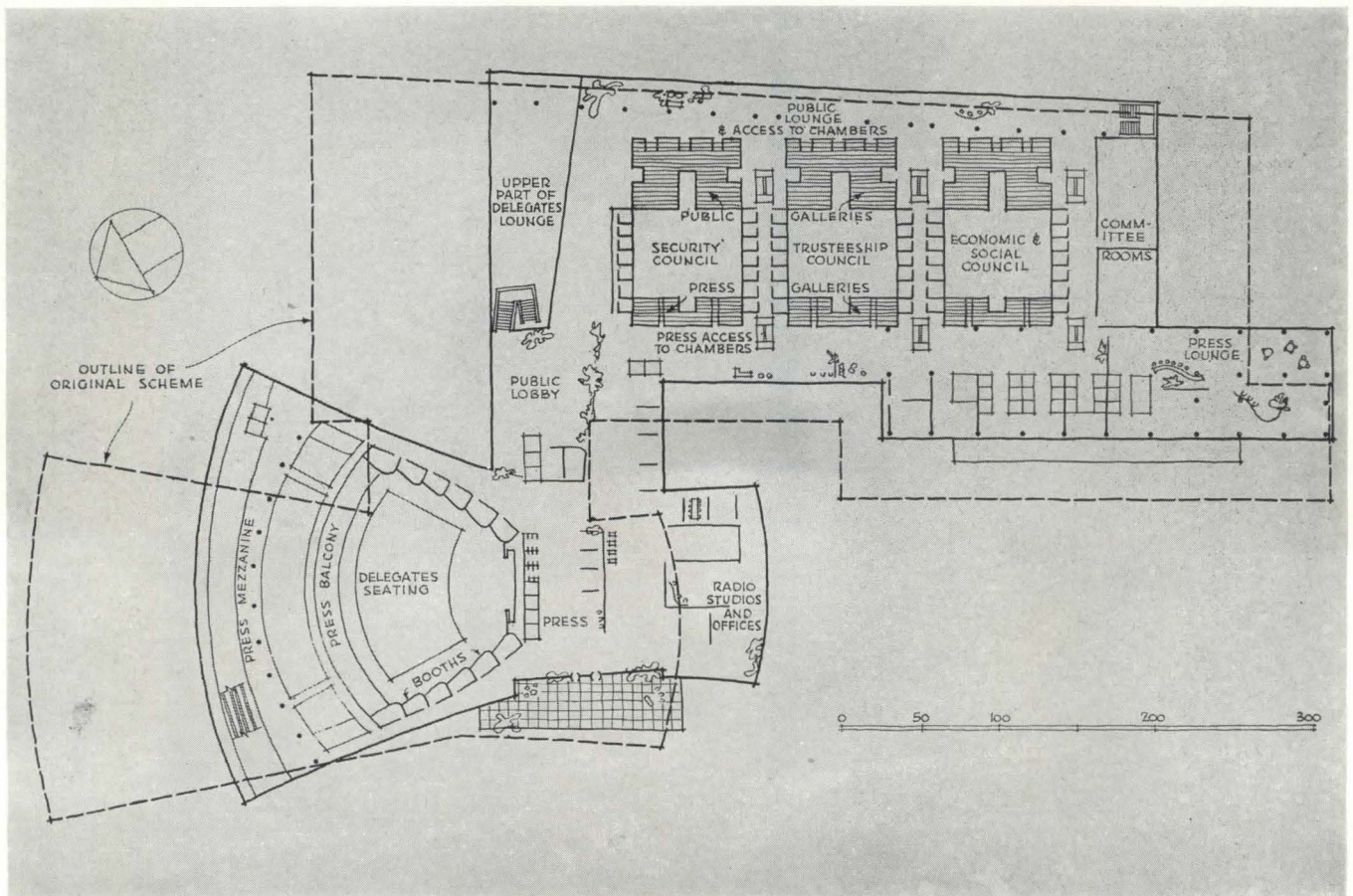
TO THE anxious many who hope that improved relationships in the international family will result from early settlement of the United Nations in its permanent headquarters, the 1/20-scale model of the revised project currently on exhibit at Lake Success shines as a symbol of progress.




Months of intense collaboration by the international planning group, under direction of Wallace K. Harrison (for associated personnel, see ARCHITECTURAL RECORD, April, 1947, p. 75), culminated last July in a Report to the General Assembly, presenting exhaustive analysis of requirements, and plans for accommodating delegates, secretariat, press and public at an estimated cost of \$85,000,000. Review of the report by the Headquarters Advisory Committee brought praise and approval for the planning results in general, but a judgment that the scheme must be modified to fit within an estimated figure of approximately \$65,000,000, at current levels of cost. During the next few weeks, the planning group pared the project down to the dimensions represented by the model.


Meanwhile, the original Headquarters Advisory Committee was dissolved, to be reconstituted as an *ad hoc*

committee with practically the same membership from 16 nations, and Warren K. Austin again as chairman. "Approval in principle" has been given by this group to the revised scheme, which rests at this writing with Committee No. 5 of the General Assembly. This body is now debating means of raising the necessary funds.


The plan below shows the revised scheme of Assembly and Secretariat Buildings at the press and public level. The dotted outline is that of the original plan as presented in the July report, issued recently in book form by the Columbia University Press, New York. Level-by-level comparison of the two schemes shows that space savings have been accomplished by closer figuring of requirements both by users and by planners. Some elements have been rearranged for economy; others have been combined, where restudy indicated adaptability to dual-purpose arrangements. Some originally contemplated facilities such as the central library have been deferred for later addition. It is apparent throughout that convenience and efficiency have not been sacrificed, nor does the revised scheme show any considerable diminishing of amenities or impressive architectural character in the group as a whole.


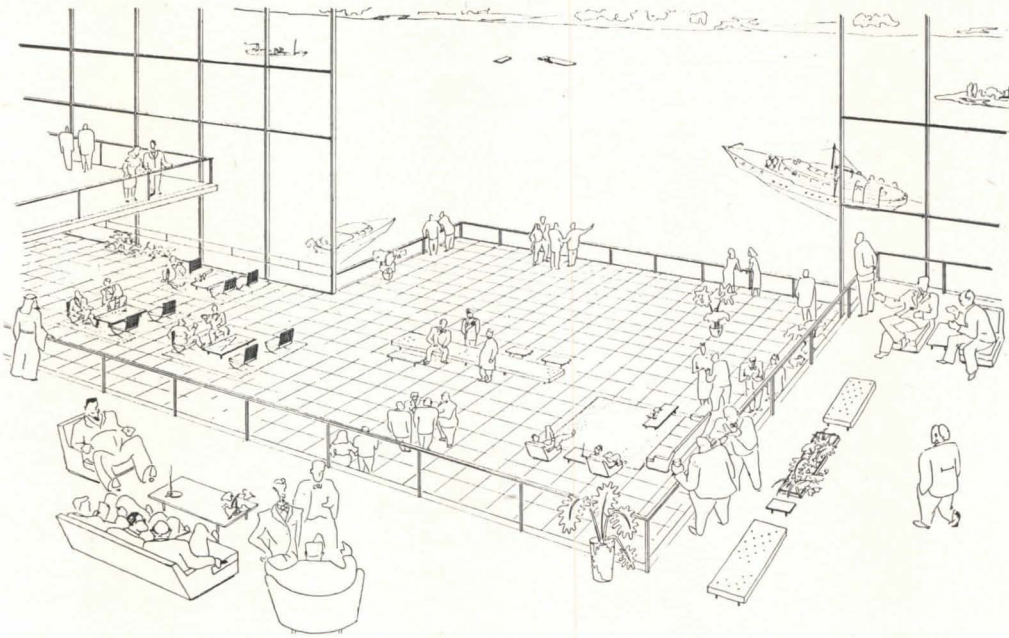









View of model at top, left, is from southwest showing entrances for delegates, secretariat and press. Vehicles enter circular drive from upper level of First Ave., deposit passengers and continue around to sub-level parking ramp. Visible over tree tops in right foreground are entrances for secretariat and press, giving immediate access to Secretariat Building elevators. Delegates continue in their cars to elevators just inside the parking-ramp entrance, which carry them up into the General Assembly Building; or they may go by way of the alternate drive off First Ave., up stairs to the terrace, and thence into the assembly areas. View left, below, shows public entrances, one into the Assembly Building from terrace level and one from public-plaza level, shown more clearly in the rendering by Hugh Ferriss (above). View at right is from southeast; council building in foreground






Savings in the revised scheme were achieved with very little reduction of amenities. Sketch above shows delegates' lounge overlooking the East River (see plan, page 69, for its position in the council and committee building, on the roof of which is the delegates' restaurant). These features are considered of particular importance not only for individual convenience and relaxation, but as gathering points where discussions may be continued informally between meetings, and friendly relationships developed. Plans also indicate similar facilities for public, press and secretariat, with a restaurant for the latter atop the Secretariat Building. Ferriss rendering, above, presents a broad view over the plaza to the south, giving an impression of the scope and scale of the project from a public standpoint. Photo of the model at immediate right shows the East River boat landing and the extension to be made at plaza level over Franklin D. Roosevelt Drive. Vehicular ramp, for access of northbound traffic to the Drive from 48th St., will be matched by a similar ramp at 42nd St.; both will be contributions to the site by the City of New York. Underneath the plaza will be parking garages, with northern entrances visible to right of the ramp; trucking service to the Headquarters will enter at this level. Photo at far right is a view from the northwest. Note at lower left hand corner the projected widening and landscaping of 47th St., which will be the principal public approach to the Headquarters. This will be another contribution in the New York City program of approximately \$15,000,000







MILWAUKEE'S PROPOSED MEMORIAL CENTER

Preliminary studies by Saarinen, Swanson and Saarinen, Architects




THE Milwaukee County Memorial Center has been definitely designed "to serve the living while honoring the dead." It is planned to provide central facilities for music, drama, art, public discussion and special assembly. In the words of its sponsors, "It will be no dull, lifeless statue. It will be a warm, vibrant, throbbing, living community center where all Milwaukee County's sons and daughters will learn to *live* by more than bread alone."





The central building is divided into three "audience units" which are served by the single central stage house. The main hall will accommodate approximately 3500 persons, the others 1500 and 500, respectively. There are to be smaller rooms for meetings, conferences and office space for veterans' groups. One wall of the long Memorial Arcade will bear the carved names of those who died in the service of their country. The third large unit of the group is to be a community art gallery which will house not only exhibitions, but facilities for education, study and training in actual work in the arts.

The model shows the three Audience Units and central stage house flanked on the right by the Veterans' Memorial Hall and administrative offices, and on the left by the Community Art Gallery. Right: the architects explaining the model



Fred R. Stranger Photos






Left, top: reflecting pool of the court, with Art Gallery beyond and a portion of the large Audience Unit (right)


Left, center: entrance and marquee serving both Audience Unit II and the administration wing of the Veterans' Memorial Hall


Left, bottom: the Memorial Arcade of the central court



Above: bird's-eye view of the group showing triple Audience Unit building is flanked at the left by the Art Gallery, at the right by the Veterans' Memorial wing

Right: a portion of the largest of the Audience Units





The furniture takes full advantage of the beauty of natural birch, is simple in line, pleasing in proportion. Some upholstered pieces make good use of foam rubber, covered of course with distinctive fabrics.

COORDINATED INTERIOR DESIGN

The Saarinen-Swanson Group

CREATORS of modern dwellings have long realized the need for equally contemporary designs for furniture, fabric, floor covering and accessories so that the spirit of the architecture would permeate and integrate the entire ensemble. With this in mind, the Swansons — Robert F. Swanson, architect, and Pipsan Saarinen Swanson, designer — set about producing both furniture and settings for the John-

son Furniture Company of Grand Rapids. Collaborating artists were Marianne Strengell, textile designer; Lydia K. Winston, ceramist; Charles Dusenbury, sculptor; and Ben Baldwin, architect designer. The result is that from furniture to fire-irons, from lamps to linen, from carpet to coverlet, there is harmony in spirit, form, scale and color. The rooms are alive, cheerful, colorful and livable.



Another living room setting, somewhat simpler without the chests and cabinets of the living room above. At the right is the comfortable and convenient card group




James Bayne Photos



Two dining rooms while the same in spirit differ in detail. There is infinite variety in the design possibilities of grouping cabinets and chests for various uses. The tables are ingeniously extensible to provide for family or festive occasion



Standard pieces may be ranged side by side or superimposed as need or taste dictates. Bed tables vary in design and use, and lamps are conveniently placed for reading in bed. Textiles, while machine woven, have the character of hand loomed fabrics



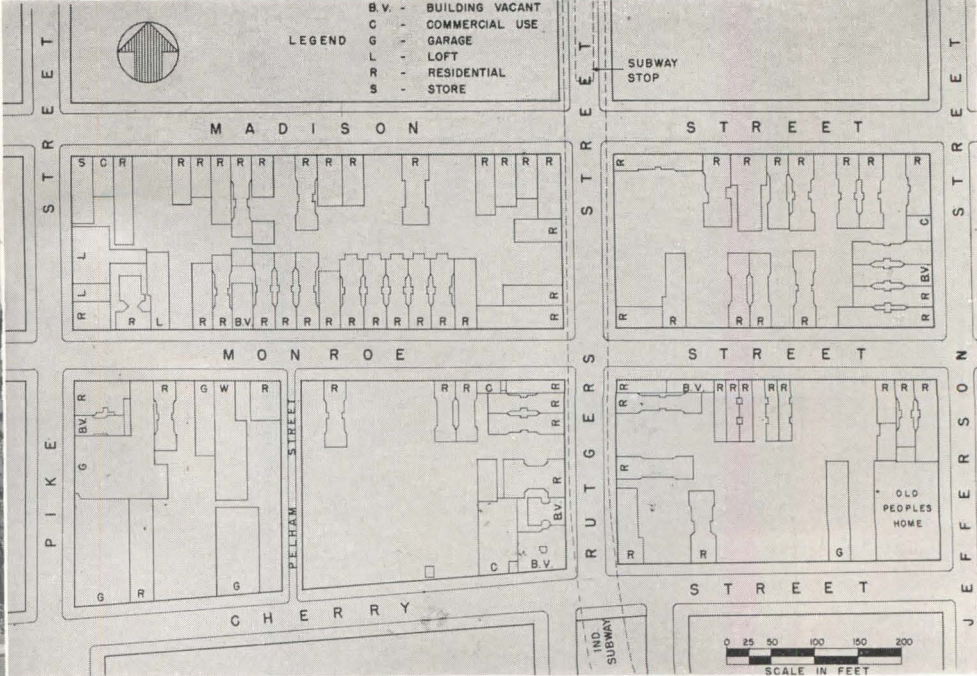

Left: an interesting and comfortable desk and chair. Above: a larger bedroom with convenient chests of drawers and bookcases

A PLAN



Floyd Yewell, del.

The pentagonal apartment plan adopted for Farragut Apartments, New York City Housing Authority, is here developed as a way of providing large-scale rental housing for tenants in higher income brackets. Such projects would, it is contemplated, be financed by private capital, insurance companies and other long-term investors. Below is a typical lower East Side site in its present condition; on the opposite page, as developed with pentagonal apartments



FOR MIDDLE INCOME RENTAL HOUSING

By Carl A. Vollmer, A.I.A., associated with Fellheimer & Wagner, Architects

THERE has been much discussion recently in New York City on the subject of middle income rental housing. It has almost been taken for granted that private enterprise has abandoned this field and that rental housing for the middle income group must be left to government. This country did not grow great on such a defeatist policy in any other field of endeavor, and the building industry and investment community must take up the challenge in this instance.

Private enterprise can, with the financial tools at its disposal, make a substantial advance toward the goal of middle income rental housing by more progressive architectural planning.


One of the primary aims of a good plan for an urban community should be the elimination of blighted, congested areas. This would obviate the need for costly decentralization and the use of outlying vacant land sites. Redevelopment of a central run-down area will put to use existing utilities and public services which are now not being fully utilized; and, most important, such a plan would place people close to the centers of

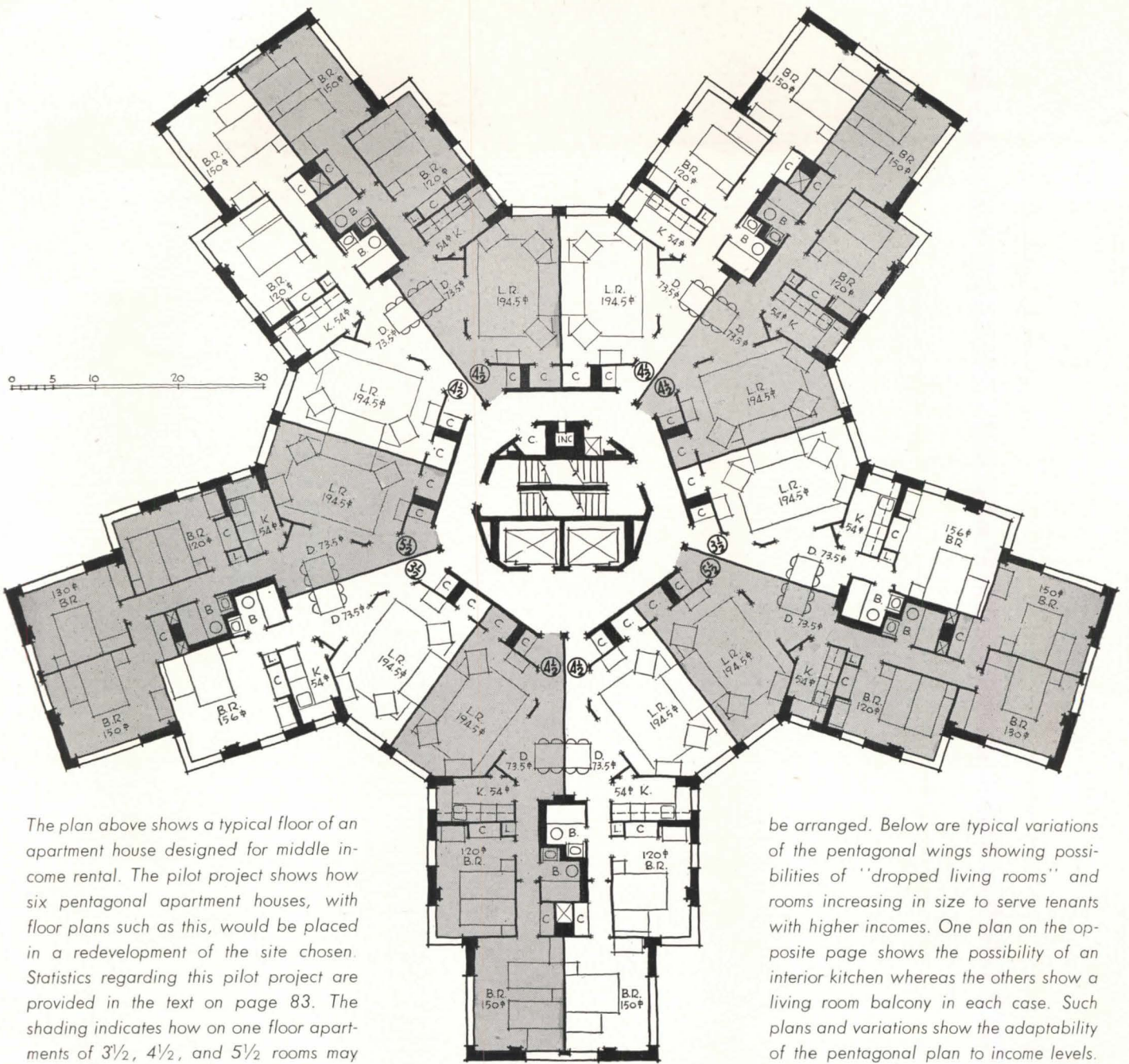
employment and thus save the strain, the time and the expense of long travel to and from work.

A plan for middle income rental housing, to be successful, must also lend itself to large-scale construction and neighborhood planning. It is desirable to avoid the necessity of closing existing public streets — an undertaking which may require protracted negotiations with public agencies. Furthermore, in congested areas there usually are found intricate networks of sub-surface utilities — public and private — and an economical plan for such an area should minimize the need for the costly removal, relocation or bridging of such utilities. Of major importance, also, a successful architectural plan must provide generous open space for the residents within the boundaries of the project, as well as for the improvement of the surrounding neighborhood. In the course of replanning a blighted and congested area, a very open housing site plan will provide much needed space for playgrounds and other recreational activities in areas which usually lack these elements for good living, and which would otherwise be very costly.

Several years ago the New York City Housing Authority demonstrated the economy and feasibility of planning and constructing six-story elevator buildings

The author gratefully acknowledges the helpful advice and assistance of Maxwell H. Tretter, formerly Executive Director of the New York City Housing Authority; William C. Vladeck, formerly Chief of Planning of the New York City Housing Authority; Fred N. Severud, Structural Engineer.

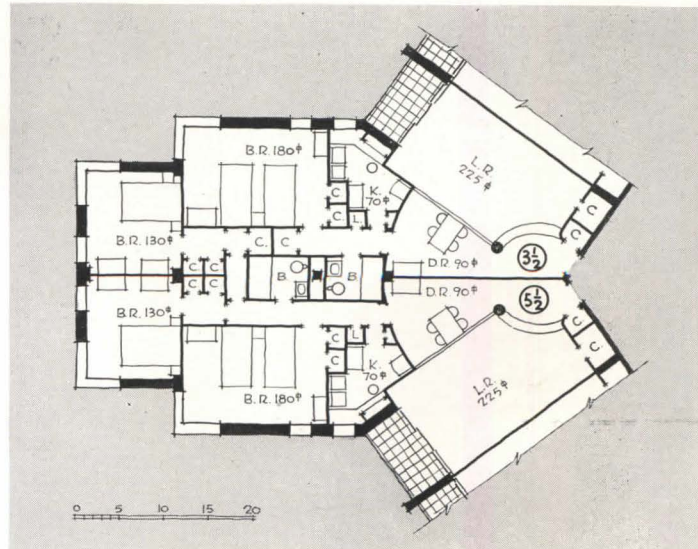
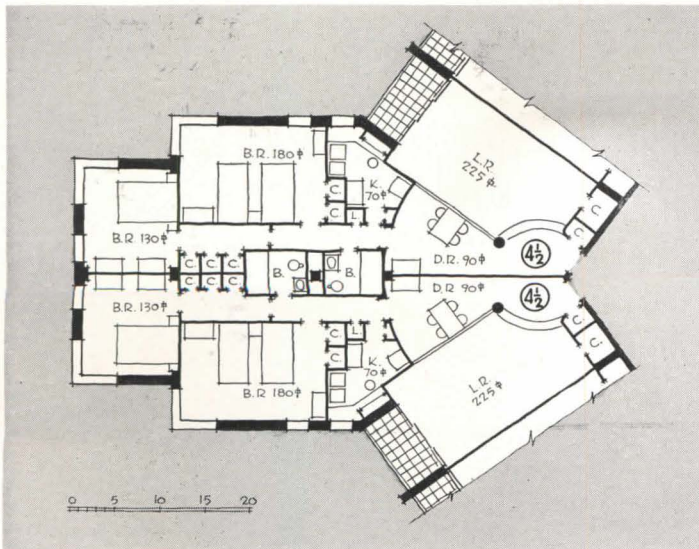




The plan above shows a typical floor of an apartment house designed for middle income rental. The pilot project shows how six pentagonal apartment houses, with floor plans such as this, would be placed in a redevelopment of the site chosen. Statistics regarding this pilot project are provided in the text on page 83. The shading indicates how on one floor apartments of 3½, 4½, and 5½ rooms may

be arranged. Below are typical variations of the pentagonal wings showing possibilities of "dropped living rooms" and rooms increasing in size to serve tenants with higher incomes. One plan on the opposite page shows the possibility of an interior kitchen whereas the others show a living room balcony in each case. Such plans and variations show the adaptability of the pentagonal plan to income levels.

Plans copyrighted



as against the accepted two-story row houses and the three- and four-story walk-ups. The Authority proved that there are numerous advantages to planning in height. In planning for the postwar period, the New York City Housing Authority extended the principle of high-rise buildings and approved project designs with buildings rising thirteen, fourteen, and sixteen stories. Regardless of any individual feelings towards public housing in general, self-interest of the building industry requires that it take due recognition of these advances in the *planning* of large-scale housing developments.

When the New York City Housing Authority accepted — for Farragut Houses — the pentagonal plan, conceived by Fellheimer-Wagner-Vollmer, a unique advance was made in site and unit planning of large-scale housing projects. With some variations, the Farragut Pentagonal Plan may be adapted for middle income private rental housing with great success and resulting economies in construction and maintenance costs.

For an illustration of the pentagonal plan for this type housing, a four-block area was selected in the lower east side of Manhattan. In this pilot project no innovations are attempted in the well tested specifications and type of construction adopted by the New York City Housing Authority for Farragut Houses.

There are, however, some material modifications in the private housing pentagonal plan as compared to Farragut Houses: for example, the room sizes have been increased — on the average, about 20 per cent. Mechanically ventilated interior bathrooms have been provided. The buildings have been raised to 18 stories each, as compared to 14 stories in Farragut Houses.

The overall dimensions of each building are confined to a diameter of 137 ft. 0 in., enabling its use in small blocks without the closing of streets. The buildings are sufficiently set back from the building line to permit the 18-story height in a "one-times class" height district

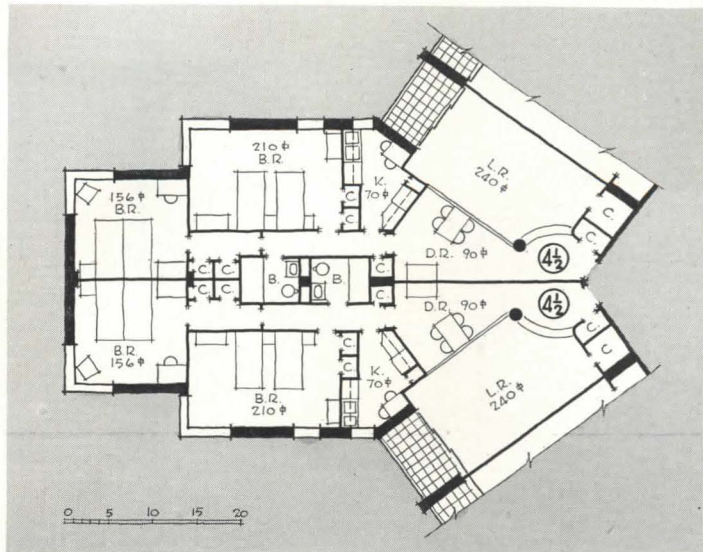
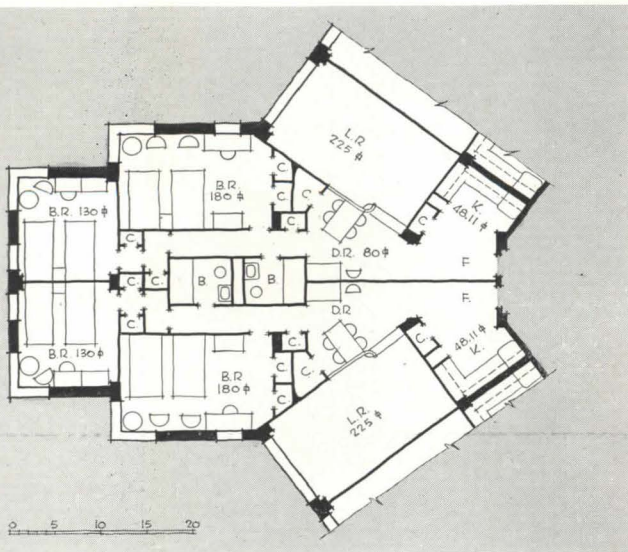
with only 60 ft. 0 in. streets. The building coverage is 14.65 per cent of the site, considering only the area within the property line of each block; if the site is considered to include the area of the open streets within the project, the coverage is only 12.62 per cent. Furthermore, even with this concentrated building area the plan takes full advantage of the New York State Multiple Dwelling Law allowing a maximum of 40 rooms per floor for minimum stair widths.

Data on Pilot Project Site Plan

| | |
|--|--------|
| No. of Buildings — Pilot Project | 6 |
| No. of Stories each Building | 18 |
| No. of Dwelling Units | 1080 |
| No. of Self-service Elevators (500' per min.) | 12 |
| No. of Construction Rooms per Building | 718 |
| No. of Construction Rooms per Floor | 40 |
| No. of Dwelling Units per Building | 180 |
| Area of each Building — Typical Floor (sq. ft.) | 9163 |
| Area of Construction Room (sq. ft.) | 229 |
| Perimeter of each Building — Typical Floor (ft.) | 579.5 |
| Perimeter of each Dwelling Unit | 57.95 |
| Perimeter of Average Construction Room | 14.4 |
| Total Construction Rooms — Pilot Project | 4308 |
| Building Coverage (on net lot area) | 14.65% |
| Density — Persons per Acre | 459 |
| Number of Incinerators | 6 |
| Number of Stairs | 12 |

The rental for each full room in this pilot project is \$26.14 per month. This rental is computed on the basis of the following data:

1. Full taxes, at a rate of 3 per cent.
2. Debt service factor (interest and amortization combined): 5.05 per cent.
3. Land cost: \$5.50 per sq. ft.
4. Density: 459 persons per acre.
5. Total development cost (exclusive of land): \$2,500.00 per room.
6. Management cost (per room per year): \$70.00.



7. Vacancy and collection loss: 5 per cent of gross rent.

Each of these factors bears some discussion.

1. Under the laws of New York State and several other states in this country, private redevelopment companies and limited dividend corporations may receive the benefits of the power of condemnation and of partial tax exemption. For the pilot project, if a redevelopment company were to obtain tax exemption on the value of the improvement over and above the previously existing assessed valuation, the rental per room per month would be reduced from \$26.14 to \$20.83.



2. The debt service factor of 5.05 per cent per annum is based on an interest rate of 4 per cent and a 40-year period of amortization. It is obvious that housing of a type here described is to be considered as an investment and not a speculation. This approach, of course, would be attractive to insurance companies, limited dividend corporations, cooperatives, and others seeking sound investments in the field of housing. In fact, the low coverage shown in the pilot project, the advanced design of the unit plan, and the fireproof, reinforced concrete construction well justify an amortization period longer than 40 years, and perhaps even a reduction in the annual interest rate. If the interest rate were $3\frac{1}{2}$ per cent for 45 years, it would result in a rental of \$24.61 per room per month without tax exemption, and \$19.30 per room with partial tax exemption. Existing statutes which provide financial assistance to private builders and to veterans, such as the FHA insurance provisions and the G. I. Bill of Rights, should be liberalized to cover the longer period of amortization warranted by this plan.

3. The rental shown for the pilot project reflects a fairly high land cost of \$5.50 a sq. ft. This includes the cost of acquiring slum buildings which have to be

demolished. If ways can be found to bring down the costs of such sites, the rental can be reduced by about 60 cents per room per month for each one-dollar saving per sq. ft. of land.

4. The density for the pilot project, considering only the area within the property line of each block, is 459 persons an acre, or 125 families. If the area of the open streets running through the project is included, as is customary in other large-scale developments, the density would be 397 persons an acre, or 108 families. Density, however, should not be considered apart from the building coverage of the site, the site plan as a whole and the recreational facilities — both outdoor and indoor — provided for the project. In light of all these factors, the density for this project is reasonable.

5. The development cost of \$2,500.00 a room (excluding land) is predicated on actual bids received by the New York City Housing Authority for other projects, adjusted to cover the higher standards provided in the pilot project. When bids are received, however, on a project designed with the pentagonal plan, lower construction costs should result. Most of the mechanical services are confined within the central core. This applies to the boiler flue, electric risers, telephone risers, house tank, fire line stacks, ventilating equipment, slop sinks, incinerators, elevators and stairs. In addition to the economy resulting from the concentration of these services, further economies should result from the optimum use of basic facilities. For example, 12 self-service elevators, each with a speed of 500 ft. a minute, are provided to serve 1020 apartments (the first floors are omitted); this is about one-third fewer elevators than required on other private projects of comparable size now being constructed in New York City. The optimum use of facilities applies equally to stairs and incinerator stacks. Interior mechanically ventilated bathrooms will result in greater efficiency in ventilation



An attractive entrance can be provided on the first floor, right. Below: sketches, also by Floyd Yewell, showing respectively interior views of the living room, dining room, kitchen and a bedroom with a corner window






and location of bathroom equipment; it also results in a saving of 50,000 sq. ft. of exterior wall for the six buildings. Mechanical trades should also show a substantial saving under this plan. For example, with regard to heating, the perimeter which has to be heated is only 14.0 lineal feet per construction room. The buildings are also designed for reinforced concrete which, to date, has proved the most economical type of construction for multi-storied fireproof buildings.

6. Many of the factors in the pentagonal plan which lead to lower construction costs also result in lower management and maintenance costs. Fewer elevators, less public hall space, optimum use of slop sinks, incinerators, stairs, all require less maintenance. Heating costs should be lower because of smaller perimeter.

The concentration of the buildings, resulting in large open spaces and the retention of the existing street pattern, produces other possibilities of distinct economic advantage to the project. It would be feasible to construct underground garages in the open areas and still retain the use of those areas for playgrounds and sitting spaces. Furthermore, the site plan lends itself easily to a division of ownership of each of the buildings, if that should be desired for any special financial considerations.

The pentagonal plan demonstrates a modern and efficient design for replanning blighted areas in our city. Assuming any level of construction costs and competent financial plan for investment, the pentagonal plan should produce the most economical results.



DUPLEX APARTMENTS IN ECONOMY ROLE

DUPLEX apartments, long familiar in luxury-level buildings, here appear in a new economy role. They are, in this scheme, applied to the multi-story, maximum-economy pattern of large public housing developments. The results indicate that the duplex apartment, originally cast as a wealthy wastrel, may succeed equally well in down-to-earth assignments where every square foot is counted.

The scheme is currently before the New York City Housing Authority, where bright ideas on planning are carefully, and often competitively, scrutinized. In fact the analysis here presented is a direct comparison with the pentagonal cogwheel scheme patented by Fellheimer, Wagner and Vollmer. The comparison was made at the request of the Housing Authority, for the pentagonal scheme used for Farragut Houses is the latest darling of the economy seekers.

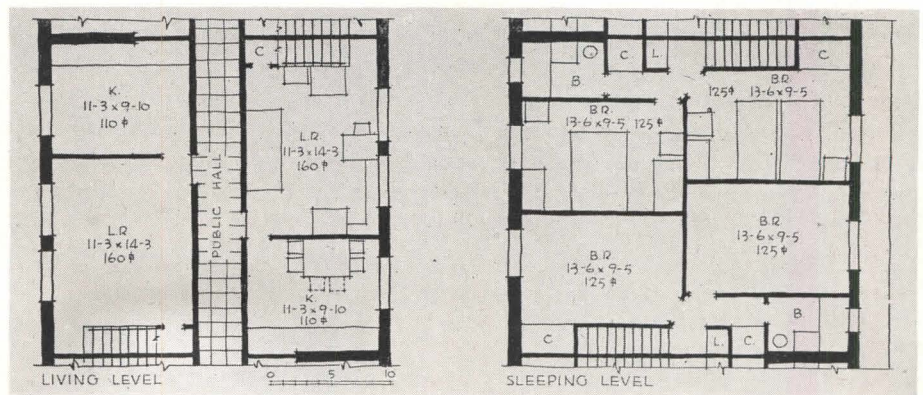
The duplex's basic claim to economy in the tall building is the saving in corridor space, which is completely eliminated on every other floor. Living quarters are laid

in conventional rows paralleling the corridor on the "living level" floors. Bedrooms, on the floor above (or below), are put crosswise of the building, absorbing the space that corridors would normally occupy.

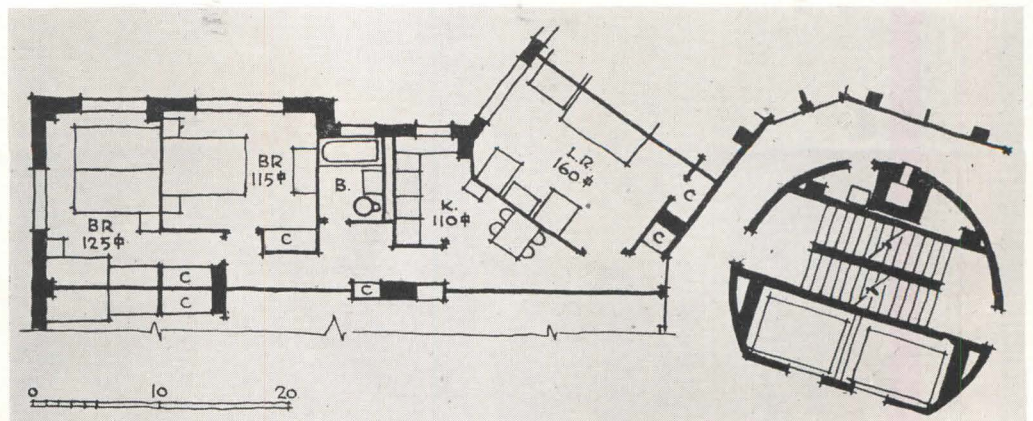
Evaluation of the space saving is not as simple as might appear at first glance. There is an almost total elimination of public space on every alternate floor — the elevators do not even stop there. Corridor space within the apartment is also reduced virtually to zero. Against these items there is the space required for interior stairs in each apartment, though this yields some by-benefits in closet space and an additional openness to the rooms. Also on the negative side is the fact that public corridors are longer than usual on the floors that must have them. The true measure of such items is not to be had in terms of individual apartment units, but only in complete buildings or groups.

The comparison with Farragut Houses (pentagonal plan) is in terms of the whole development of the Farragut site. Even in so broad a comparison there are

When the duplex scheme is applied to tall elevator buildings, no corridor is required on alternate floors, the bedrooms running through the wing. A balcony on bedroom floor serves as outside fire escape, satisfying New York City requirements for a second exit. There are virtually no interior corridors; cross ventilation is good; interior stairs (not included in area figures) add spaciousness and closet space



The much-discussed scheme by Fellheimer, Wagner and Vollmer, architects (see new version, pp. 80-85), uses a pentagonal cogwheel plan, confines public corridor to central core, leaves long interior halls. The scheme is protected (Copyright No. 36922, Nov. 13, 1945); is a current economy favorite



Architects Harvey Wiley Corbett and Charles H. Sacks Adapt the Duplex to Elevator Apartment Buildings and Show Both Space and Dollar Savings

bound to be some distortions of principles applied to specific requirements. In this way, the Corbett-Sacks duplex scheme was modified to include some simplex floors in order to provide a higher proportion of very small units; also the elevator scheme was changed to make a more direct comparison.

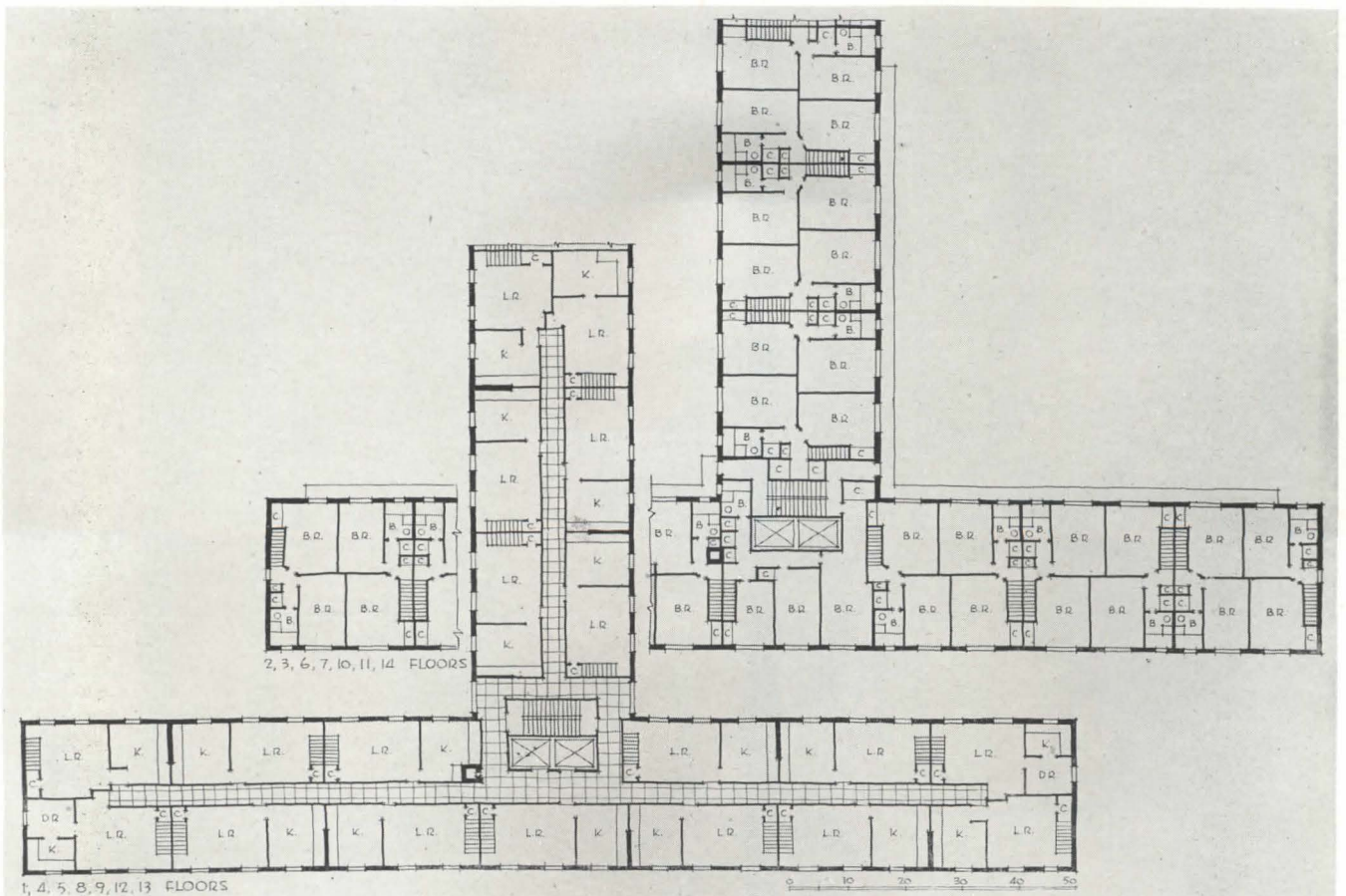
But the Corbett-Sacks analysis shows advantages for the duplex scheme: (1) smaller land coverage; (2) a gain of 242 rentable rooms; (3) a saving in total cubage. The table (page 88) seems to indicate smaller "Average Room Area," but it is pointed out that the sizes of actual rooms are really larger, because the corridors of the pentagonal plan are included in the rentable area used in figuring the "Average Room Area." The interior corridors are practically eliminated in the Corbett-Sacks scheme.

One competitive point seems difficult to resolve. The pentagonal scheme was widely acclaimed for achieving a figure for brick-wall-per-room of only 13.3 ft. The Corbett-Sacks figures, based on the whole Farragut

development, indicate 14.36 ft. for Farragut; 13.6 for their own scheme. Leaving the protagonists to settle their own methods of figuring, it is safe to say that both schemes are remarkably good in this respect.

The duplex scheme has other points not included in area comparisons. Elevators stop only at alternate floors; there is a considerable saving in door openings and control devices, estimated at \$600 per stop. Also since elevators need not stop at the top floor, there is a saving in penthouse structure by using the top of the shaft above the last stop. However, the duplex plan for the Farragut site calls for two more elevators (the Authority turned down a cross-over scheme which might have saved a number of elevators); the net saving claimed for the duplex scheme is estimated at some \$30,000 for elevators and bulkheads. The duplex scheme is penalized heavily by the added cost of stairs and the balconies which are used as outside, horizontal fire escapes.

The duplex scheme gives excellent cross ventilation,



| | FARRAGUT HOUSES (PENTAGONAL PLAN) | DUPLEX SCHEME FOR SAME SITE |
|----------------------------|--------------------------------------|--------------------------------|
| Land Coverage | 88,440 sq. ft. | 84,568 sq. ft. |
| Total No. Apartments | 1,400 | 1,442 |
| Total "Construction Rooms" | 5,600 | 5,960 |
| Total No. Half-rooms | 278 | 42 |
| Cubage (Full Cellar) | 11,410,000 cu. ft. | 10,876,382 cu. ft. |
| Persons Housed | 5,334 | 5,537 |
| Residential Area | 1,238,202 sq. ft. | 1,183,996 sq. ft. |
| Cube per Room | 1,984 cu. ft. | 1,818 cu. ft. |
| Cube per Person | 2,139 cu. ft. | 1,964 cu. ft. |
| Average Room Area | 216 sq. ft. | 198 sq. ft. |

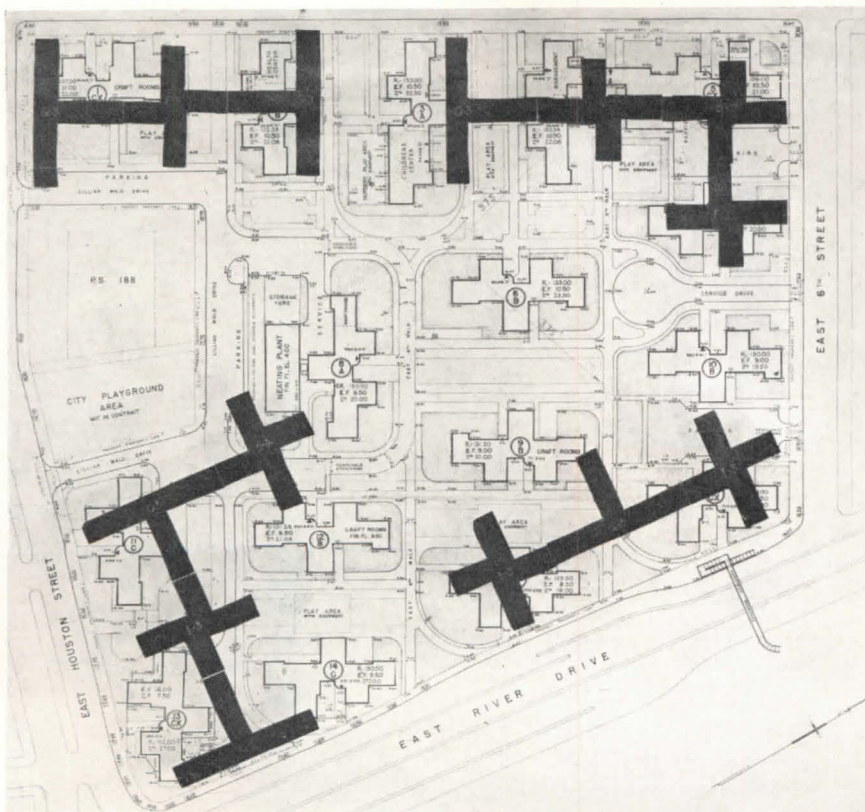
In this statistical comparison room areas are perhaps overly statistical; "average room area" is simply total "residential area" divided by number of rooms. Actual areas on plans compare more closely. Otherwise the table demonstrates important economies claimed for the duplex

since bedrooms go through the wing. More important still, it gives good sound isolation between apartments. Living rooms are on different levels in adjacent units. The protection up and down is still greater. Levels are reversed vertically, so that a bedroom level is never directly under or over a living level of a neighbor's apartment — two living levels, then two bedroom levels.



Other economies might come from the duplex scheme. For example, its buildings run to long symmetrical patterns, without many corners or non-typical shapes or queer column patterns. They should naturally be

economical in construction cost; would be especially suitable to prefabrication or precast slab devices.

In a cost comparison Corbett and Sacks have been able to claim an overall saving over Farragut of 12.9 per cent. The detailed calculations are not here included, since the Authority has not yet given an opinion on the scheme or on the cost comparisons, nor has there been an opportunity for rebuttal. There is, nevertheless, obviously ample ground for the assertion of Corbett and Sacks that their proposals have indicated new possibilities for the duplex unit in the battle against costs.



Here the two major building forms of the Corbett-Sacks duplex scheme are shown overlaid on a site plan of another New York Housing Authority project — Lillian Wald Houses. The duplex lends itself to long narrow dispositions, leaving the center of the plot clear and giving good outlooks to each apartment unit. Interior streets may be kept to a minimum, and all buildings may be serviced from peripheral streets; utilities concentrated



H O U S E S

ARCHITECTURAL RECORD'S

NUMBER

BUILDING TYPES STUDY

131

PLANNING THE CONTEMPORARY HOUSE

By Alden B. Dow

THE more closely we examine all things about us, the more obvious it becomes that the law of nature is to create, to grow. Man is a part of this law, and grow he must, for it is the will of the universe.

Today this man travels on the earth at 400 miles an hour. He flies through the sky as fast as sound. But he is still an individual, searching for growth.

The machines he has developed are amazing tools. But he will not be able to use them until he really finds a place for them in his growth as an individual.

These machines of travel are not unlike his buildings; in fact, his buildings have been called "machines

for living." There is a device that controls the light; another, the temperature. By the push of a button, gongs ring and music plays. With a twist of a crank, the man opens a can to eat; the contents give him energy to push more buttons and travel at still faster speeds.

But where is he as a growing individual? He is swamped in a sea of machines, and with it all he is bitterly unhappy.

Of course these machines represent the growth of certain highly developed individuals, but we have failed to use them for developing individuals in general. This will eventually come about in a natural way, but

a little intelligence on the part of a few could speed the process.

It seems to me that the destiny of architecture lies in this direction, that of developing surroundings to promote the growth of individuals. Its importance is most obvious in the design of houses, for here the individual is supreme. This is the reason he built a house. He wanted a place where he could be free; where in the bathtub he could sing like a Caruso; where he could romp on the floor with his children; where he could change things to suit his fancies; where he could tinker with ideas that no one else believes in — in short, a place where he could develop as an individual.

Today too much of our housing is not taking this approach, it is regarded merely as shelter. The individual is looked upon as one of the herd; his individual development is a matter of mass organization. As a result, the growth of such pacifiers as beer parlors, dance halls, organized games, mass this and mass that, are developing at a rapid rate, and along with them more and more discontent and more patients in the sanitariums.

Some say that many people do not want to live as individuals. This may be true, but it should be realized that such people are not contributing to a healthy world and something must be done to stimulate a desire in them to live and grow as individuals — individuals possessing undreamed of possibilities. When we realize this and set the development of these possibilities as our goal, we shall see a heaven on earth, a renaissance of the human being.

Style in all its forms is a great hindrance to this development. It is commercialized individualism. It is little more than keeping up with the Jones's, and worrying about what the Jones's think makes it difficult to grow. Rather than this point of view, we should worry about not hurting the Jones's, and growing all we can ourselves in every way possible. That is honest, healthy living, and it is the only way that we, as individuals, can truly grow, and in turn the only way civilization can develop. Like all things about us, it is organic living; one part belongs to another part.

As architects we practice that which should become the greatest profession. A greatness made not of power, but of growing human beings. We represent the greatest of the humanities because we embody them all.

Now how do we apply this to building and to houses in particular? Briefly, we aim to make every house reflect and initiate the activities of the humans living in them.

Today, architecture is started on this course, but so far it is concerned with little more than the most elementary basic planning. We worry about how to manage the automobile efficiently in and out of the garage; how to enter the house from the garage; the arrangement of rooms accessible from this main entrance; the number of footsteps we take in running the household. We try to feature the outside views, but aside from these points everything else is pretty much a matter of style and the individual's development is forgotten.

We should carry this kind of planning to its true conclusion which involves planning in color; planning in form; planning in texture, space, touch, and even smell and sound. It is quite obvious that the resultant solution is not a simple form, but, on the contrary, complex — and well it may be, for it is to be used by the most complex organism known, and that is *man*.

All of these phases of planning involve the physical well-being of the individuals living in the house and are in no way concerned with style. In other words, they involve facts, or science.

Beyond these facts lies the knowledge called "Art," without which the form is cold and forbidding. Without this "Art," the form lacks that last touch that links it with the life of the universe — that quality of inspiring others — that path upon which emotions develop.



"When houses reflect and initiate the activities of the humans living in them, they are homes."

The kind of knowledge that produces this effect we call "intuitive," and here I wonder if we are not forgetting something in our schools: intuitive knowledge and its development is completely ignored. And yet, regardless of profession or work, it is this intuitive knowledge that finally determines the individual's true value in society. It is the knowledge that is always leading the way — simply because it is exploring that knowledge beyond consciousness.

Let me cite an example. Some time ago I was in Mexico. I called on an architect and visited some of his work. I was amazed to find that he was using only pastel colors. I told him that I had always heard about the bright colors in Mexico, and it was a shock to find him using these delicate tones. His reply was, "Oh, bright colors — that's only Indian stuff."

Actually, as so often happens, he was letting prejudice rule his intuitions. Again style was the villain. The Indians were honest as is usually the case with primitive

peoples and children. Only developed societies become confused with that insidious thing called "Style."

Let us cease attaching names like gothic, colonial and modern to our work, and concern ourselves only with the building of structures that reflect honest, human living to its highest degree. That is the way Nature, in her own medium, expresses herself, and we do not have to look far to see the wonders she has wrought. Wonders that are perhaps too great to appreciate, but yet not too great to see and feel. We should study these wonders and learn to understand them, for as long as we explore and adhere to Nature's ways, we will develop as people, as individuals, as society, and our architecture will be not only beautiful and reasonable, but also a way of life. The contemporary house, if it is to live and grow and become a home, must do this. A healthy way of life can never be accomplished through regimentation, and this alone spells the doom of regimented housing.

True enough, housing today presents a gigantic problem, but civilization is faced with many gigantic problems and this one is for architects to solve.

We must simplify our building methods. We must develop building units that can be put together by inexperienced hands. These units should be small enough to allow for all kinds of flexibility. They should be as thin and as light as possible and should be made of materials that can be cut with a saw so that individualized conditions can be met. All parts of the building should fit into the system, including kitchen, laundry plant and bathroom. These latter items should be available as completed units, with assembly connections so simple that a child could make them.

With such facilities it no longer will be necessary to hire an experienced estimator to give only an approximate cost of the finished building, for the number of units required can be counted easily by anyone, and the total gives the cost.

In addition to improved building methods, we should set up tax laws that not only encourage improvement and upkeep of buildings, but practically force them. It seems to me that this could be handled easily by reducing income taxes on a basis of property valuation, provided the reduction in taxes is used for improvements or upkeep of the property. For example: if your property were valued at \$5000, you could use, say, 10 per cent of that, or \$500, each year to improve or repair your house and deduct that amount from your income taxes. I can imagine no better way of bringing the growing rundown sections of our communities back to life, and at the same time producing happy and busy individuals.

Yes, there is a lot of work to be done, but the possibilities are tremendously exciting.


As a starting point in Michigan, we are calling on every architect to design a house for himself and his family, to be erected wherever he pleases, and built in any way he pleases, but the results must be those of inspired and growing individuals. The architect may build much of it himself, for the cost is not to exceed \$6000. In view of building prices today, we know this

requires ingenuity, particularly for the architect with a large family, but we know also that architects are made of stuff sufficient to meet such a challenge, as a rule, and come up smiling.

The proposed designs are to be presented in sketch form. In March we are planning to hold a show in Detroit, and later in other towns that are interested, exhibiting these dream houses. We intend this as a means of showing individuals some of the potentialities of architecture and living.

We hope to see other states work out similar plans. Here is a real way for every architect to contribute to the greatest problem facing the world today, the problem of furnishing soil in which the individual can take root.

Some may say that this all sounds like a beautiful





*"Not style but human aspirations form our architecture."
The author's office adjoins his house at Midland, Mich.*

dream, and, in the face of the work before us today, both physically and economically impossible. To that we can say that nothing is impossible that involves the health and welfare of civilization. To the architects, it should be the greatest challenge that has ever faced them. It is a challenge that involves not only the profession, but the whole human race.

In the nature around us we find healthy cells combining to form trees and flowers that are a pleasure to look upon. But when these cells are unhealthy, it is reflected in the overall form. Human nature is little different. If we cultivate healthy cells or individuals, the overall form is a happy and beautiful thing.

Let us not forget, however, that the reverse is true. Confining individual growth will also confine the overall growth. Neither should we forget that the law of the universe is growth for all, so that growth of the human individual will eventually, naturally, come about. Let us not resist the way of this law!



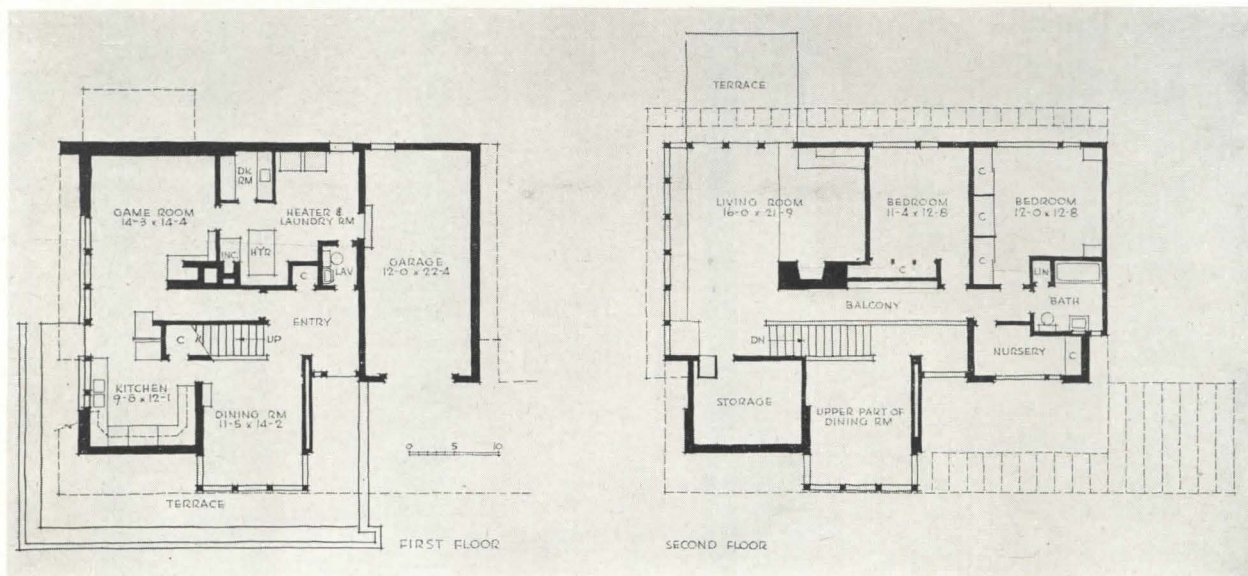
Elmer Astleford Photos

LIVING AT NEW LEVELS


Alden B. Dow, Architect



THE sloping expanse of roof, broken by the entrance trellis, combined with warm brick of wall and terrace, invite one at the entrance of the Don D. Irish house, Midland, Michigan. The roof break and the massive chimney give a hint of surprises awaiting beyond the door. From the entry one feels the spaciousness above the dining room and the stairs lead at once to the upper level living room with its great expanse of view. Ascent to this region gives almost the exhilaration of rising to a mountain top, and the view back from the balcony over the dining room, right, intensifies this impression. Such stimulus to good spirits is characteristic of this architect's credo in action (see pages 89-91), and the plan shows it can be accomplished with compactness and spatial economy.






Above: the plans show how the spacious living room and the quiet bedrooms are given the advantage of view, light, and air of the upper story. The noisier activities are confined to the lower story for the kitchen, laundry, game room, dining room and garage are all on this first floor. The kitchen is accessible both to the dining room and the game room. Off the heater and laundry room is a well-equipped dark room for the photographic hobbyist






The living room has the bright serenity of a lofty summit, and the fireplace area gives a feeling of quiet seclusion as thoroughly as any mountain retreat. Photo at lower right shows the convenient association of kitchen and game room, but fails to convey the actual visual effectiveness of division between these areas by use of the plywood spur partition. All large interior panels are standard plywood; other woodwork is edge-grain fir. Plaster throughout is sand-float finish. Lower floors, except in dining room, are asphalt tile; dining room, stairs and upper floor are carpeted





Rendering above (with a few discrepancies to be noted between it and the final plan) shows more or less the approved design. Earlier stages in the development (left) show a connecting roof between boat house and main house. This, the landowners association ruled, would obstruct neighbors' views of Nantucket Sound and had to be eliminated, with some consequent sacrifice of design unity. The clients requested that materials include board batten and brick on the exterior; plastered ceilings, and some brick and paneling inside

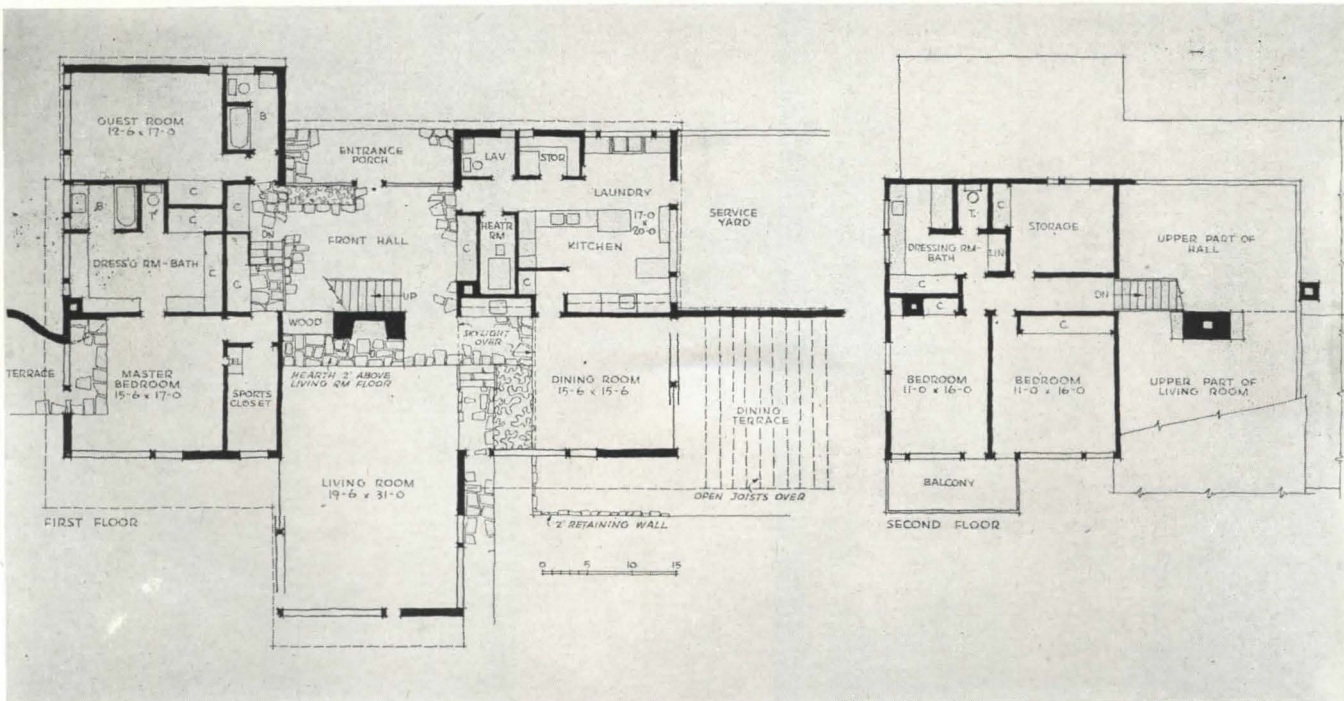



CAPE COD IN SITE ONLY

*Carl Koch Architect and Associates,
Frederick L. Day, Jr.*

IN MAKING much of a Cape Cod site, the architects have also managed effectively to by-pass local traditionalism. With no inhibiting stipulations from their clients, the only real obstacle came from a ruling by the land-owners' association (see caption, page across). The site, at Oyster Harbor, has a view across the Seapuit River to Nantucket Sound.

Although designed primarily for summer use by the T. W. Estes family, the house will be fully treated for year-around occupancy. Space requirements, in addition to those indicated in the plan, were a two-car garage with servants' quarters, and the combined boat and recreation house shown in the renderings.


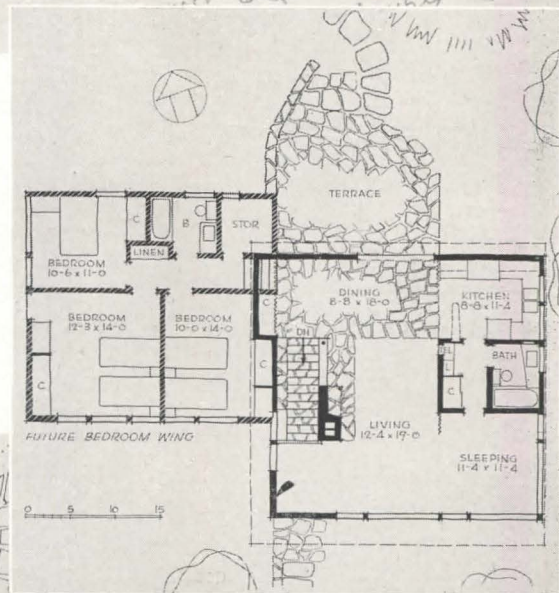


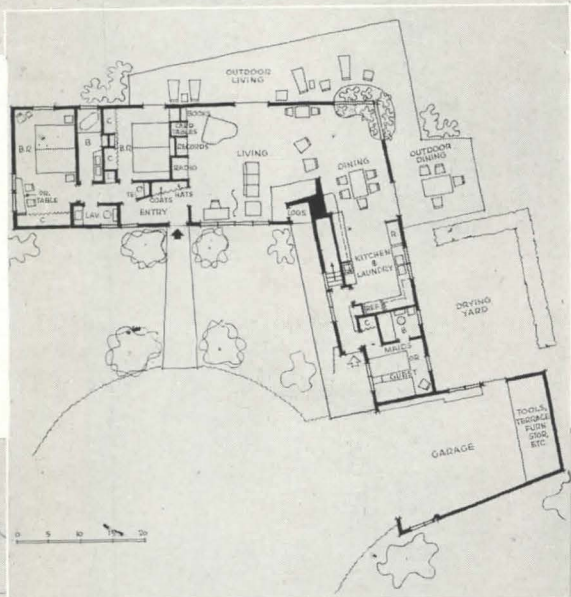
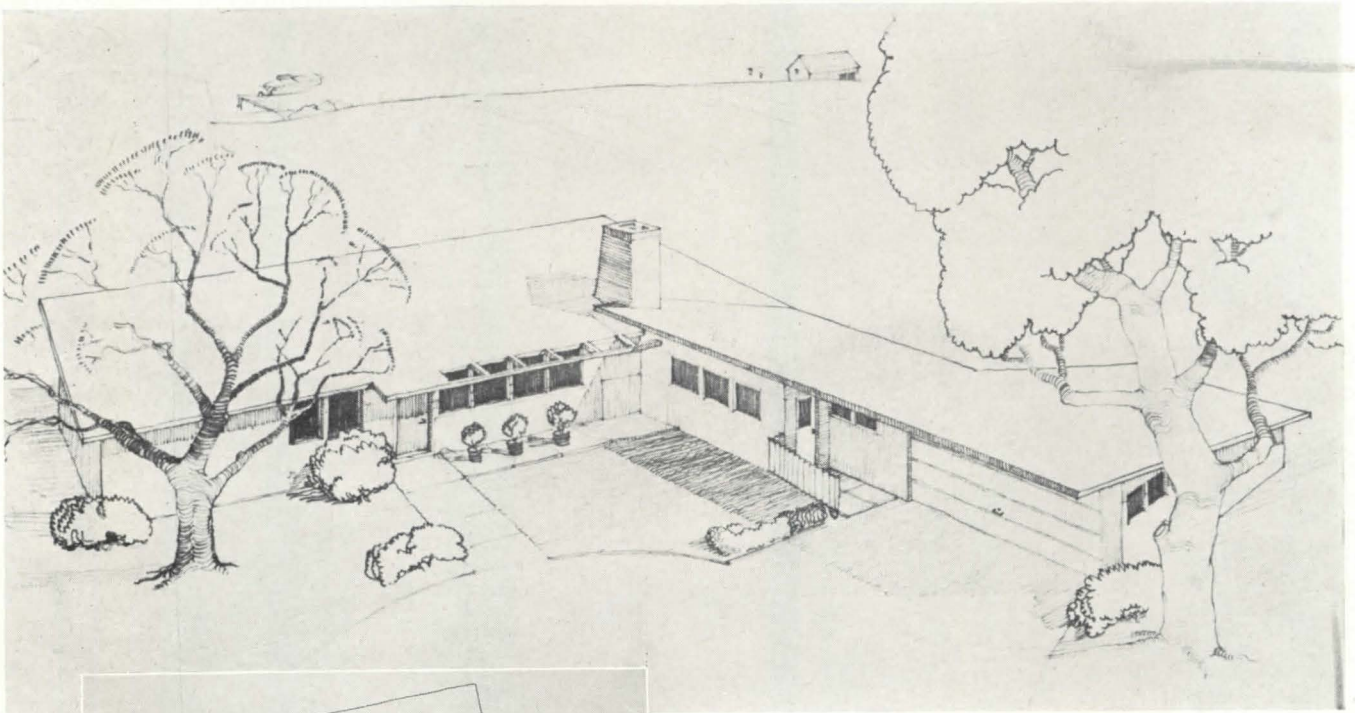


MINIMUM FOR EXPANSION

Carl Koch Architect and Associates, John Leon Lipshutz

A MINIMUM plan for the present, permitting future expansion, was required by Mr. & Mrs. R. V. Pound, Arlington, Mass. High placement and arrangement gives privacy to southern exposures. Clerestory admits sunlight to dining area. Lower level contains heating, storage.

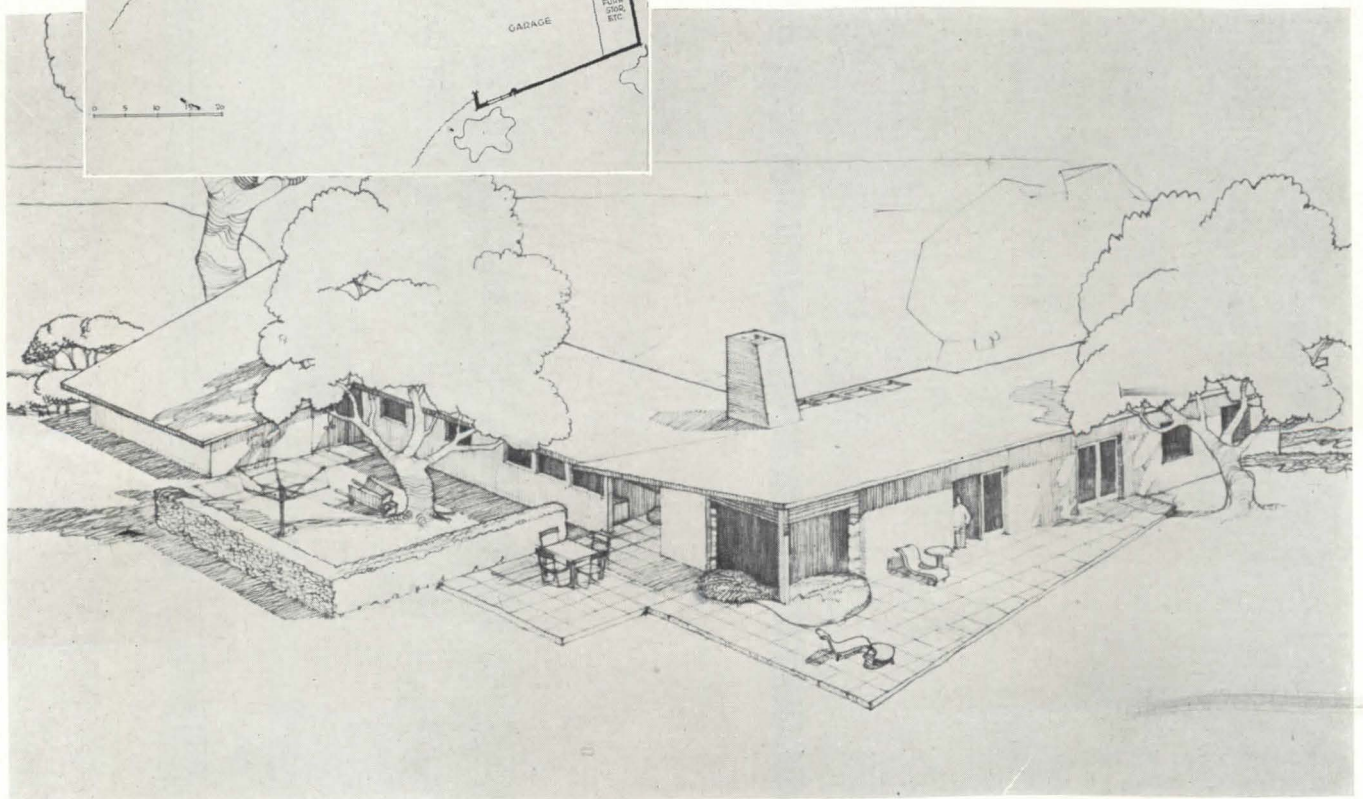






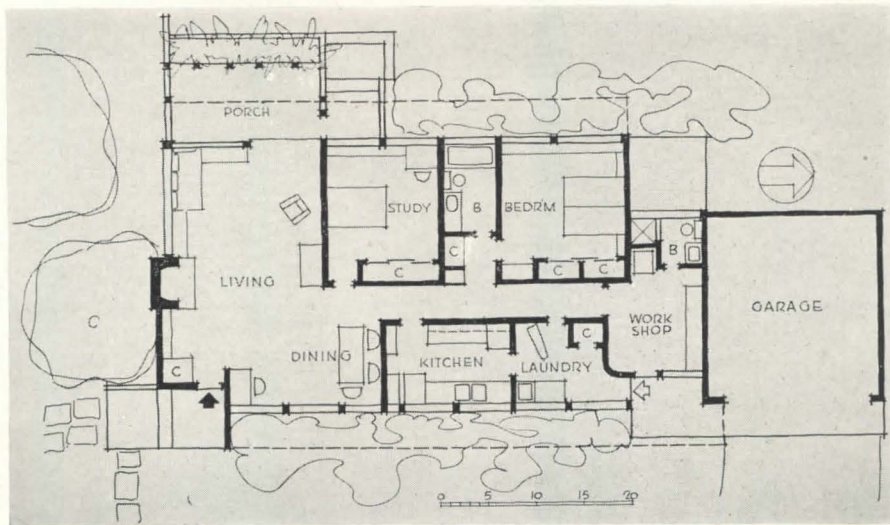
FOR EXTREMES OF CLIMATE

Sherwood, Mills & Smith, Architects

BLUSTERY winters in Cazenovia, N. Y., call for restricted fenestration and short drive and entrance walks, with heating coils beneath; summer conditions require provisions for open-air living. House is for childless couple who like large dinner parties.








A NEUTRA HOUSE WITH SOME NEW TOUCHES


Richard J. Neutra, Architect

WHILE this house, for Mr. and Mrs. Howard Bald in the Ojai Valley, has basic qualities of many Neutra houses, the handiwork is not so quickly seen as in some others. The ubiquitous sliding door is there, this time opening the living room into a screened porch. More striking departures, perhaps, are the textures and contrasts, both inside and out. The exterior is cement plaster, oyster white, and natural Redwood spar varnished, with the steel sash in deep red brown. Interiors are smooth cement plaster, also oyster white, with chocolate brown in book shelves and closet walls. Carpet is sandy beige and draperies are homespun.



Julius Shulman Photos






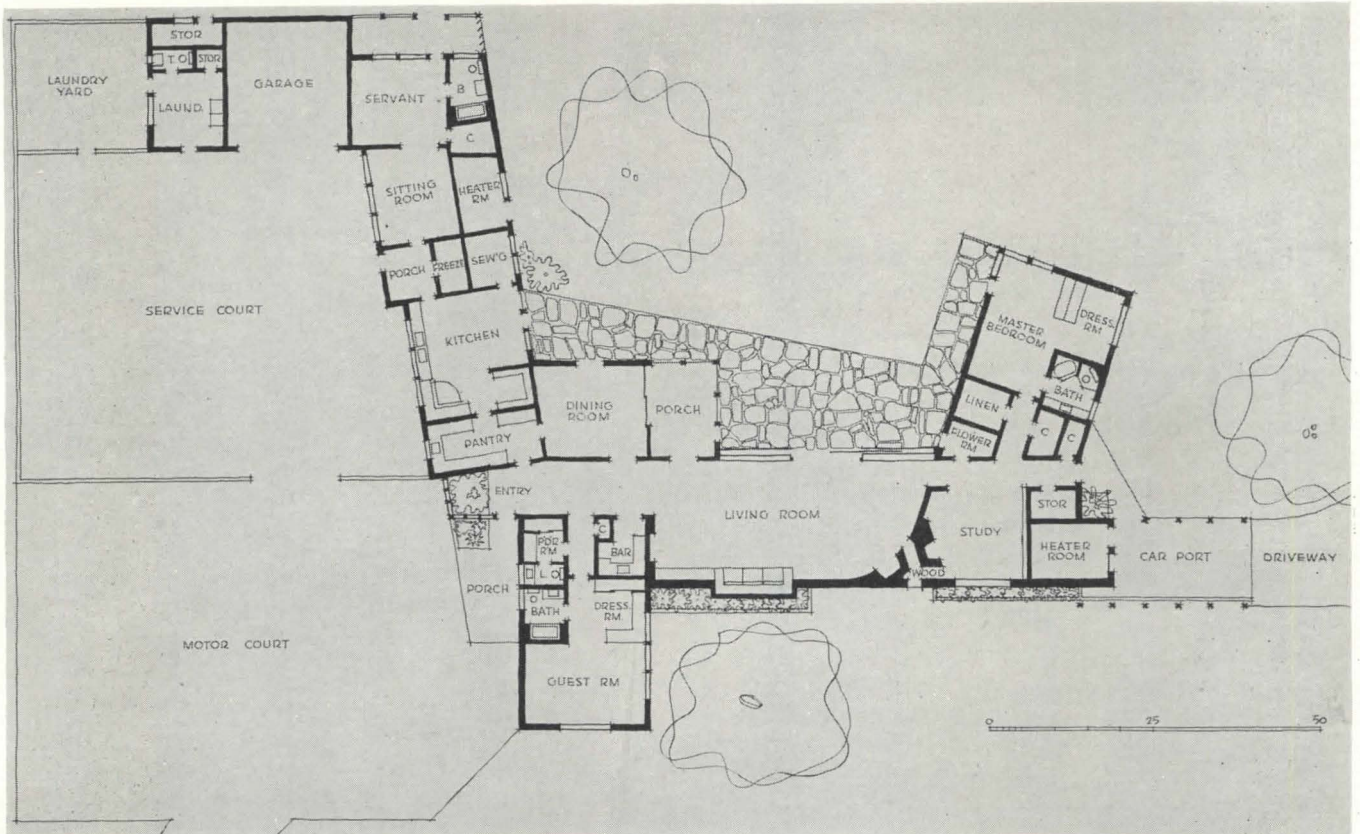

ARIZONA'S SUNLIGHT AND SHADOW PREDETERMINED

Kaufmann, Lippincott and Eggers, Architects; Model by Imagineering Associates

CAREFULLY calculated control of sunlight and shade by extended roofs and louvers was checked and proved by tests with the scale model. The photos show summer sun excluded, winter sun invited. An 8-ft. adjustable louver overhang controls the south sun on the plate glass windows of the living room. The hospitable plan is admirably suited to the needs of a retired bachelor who enjoys entertaining, and both the structure and

equipment — including full insulation, acoustical plaster and a two-zone year-round air conditioning system — assure the comfort of a controlled environment. The owner's wing and living room are controlled separately from the guest and service wing. The roof is insulated, being of vermiculite, the flat roofs covered with tar and gravel. Walls are 8-in. brick, the floor concrete slab with finish materials appropriate to the particular rooms.






DECEMBER 9 A.M.



DECEMBER 12 NOON



DECEMBER 4 P.M.

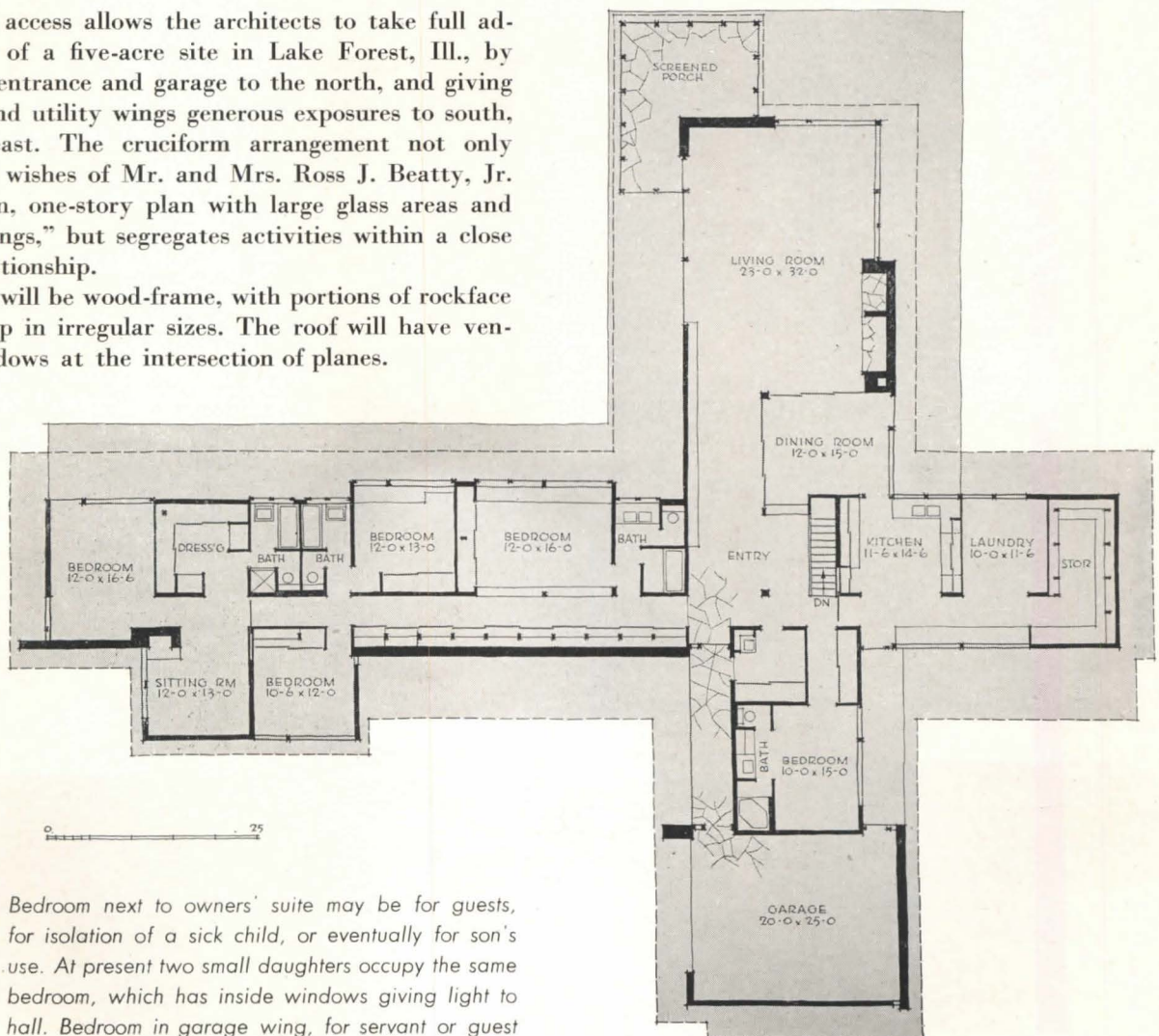


WHERE EACH WING HAS ITS FUNCTION


Schweikher and Elting, Architects

NORTHERN access allows the architects to take full advantage of a five-acre site in Lake Forest, Ill., by placing the entrance and garage to the north, and giving the living and utility wings generous exposures to south, west and east. The cruciform arrangement not only answers the wishes of Mr. and Mrs. Ross J. Beatty, Jr. for an "open, one-story plan with large glass areas and wide overhangs," but segregates activities within a close working relationship.

Structure will be wood-frame, with portions of rockface stone laid up in irregular sizes. The roof will have ventilating windows at the intersection of planes.



Bedroom next to owners' suite may be for guests, for isolation of a sick child, or eventually for son's use. At present two small daughters occupy the same bedroom, which has inside windows giving light to hall. Bedroom in garage wing, for servant or guest



DESIGNED TO BRIDGE A SITE CLEAVAGE

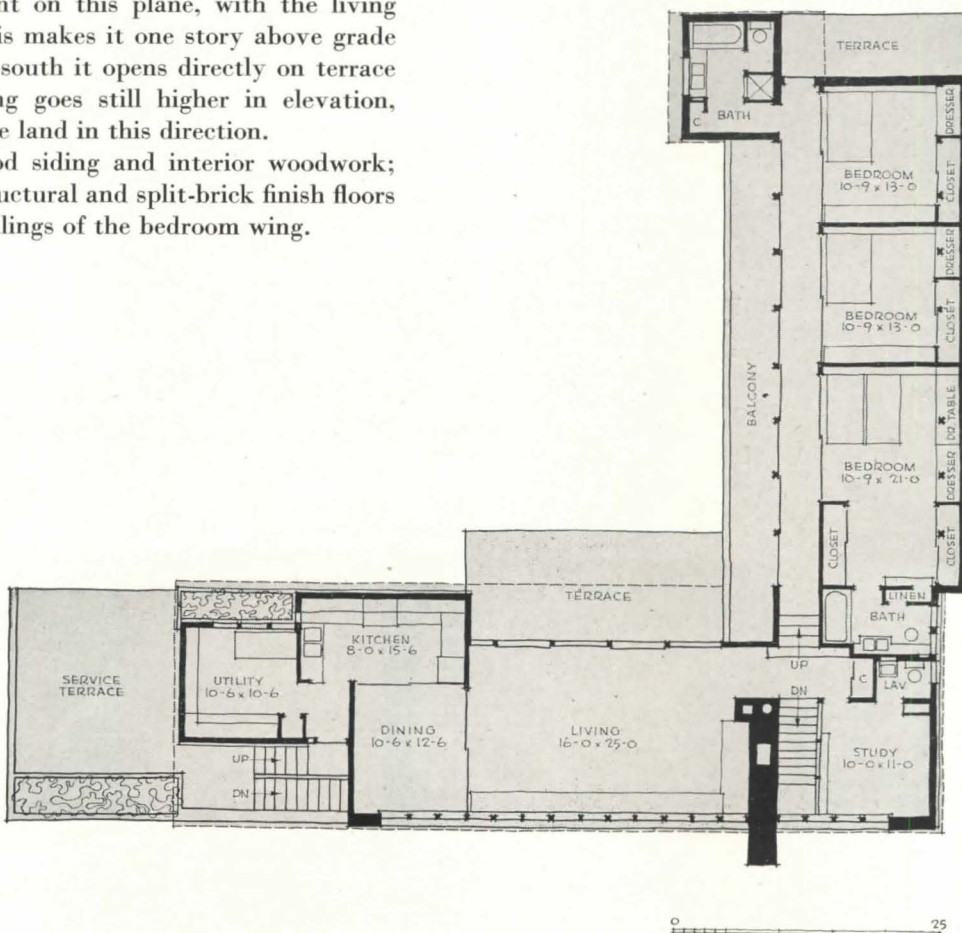
Schweikher and Elting

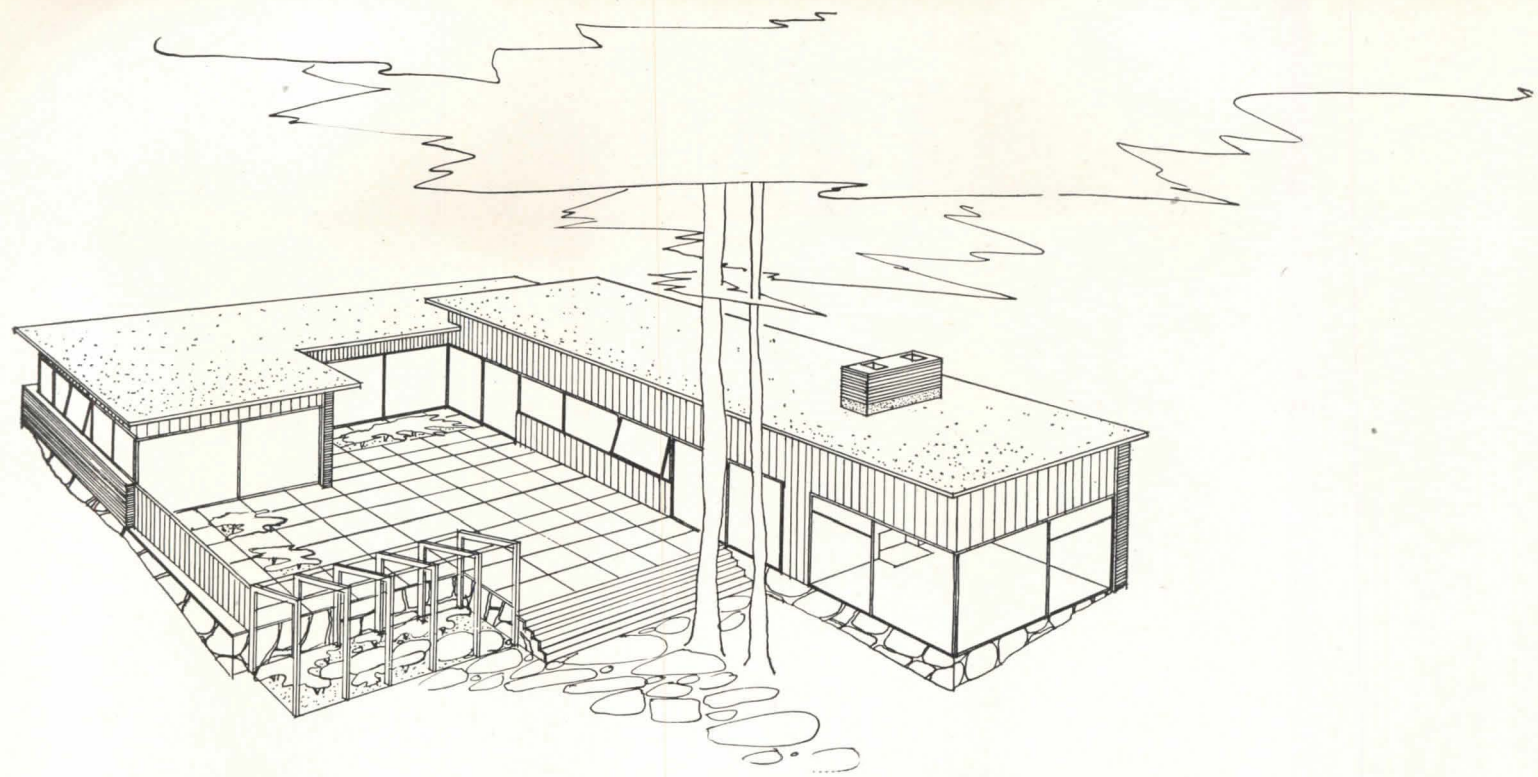
Architects

A SEEMINGLY awkward site factor — a ravine cutting practically down the center — has been capitalized here for Mr. and Mrs. Donald L. Berg at Glen Ellyn, Ill. Since the lower end of the ravine is approximately level with a highway, the architects have placed the garage and basement on this plane, with the living room cantilevered overhead; this makes it one story above grade on the north side, while to the south it opens directly on terrace and garden. The bedroom wing goes still higher in elevation, following a continuing rise of the land in this direction.

Specifications call for redwood siding and interior woodwork; copper heating coils between structural and split-brick finish floors in living wing, and in plaster ceilings of the bedroom wing.

Access to the living area is by an entrance directly to right of garage doors, leading (through the chimney-pylon) to the interior stairs shown in the plan. Exterior stairs lead from the left of garage doors to the service entrance. There is a special entrance for the two Berg children, at the south end of the bedroom wing, with a shower and playclothes closet immediately handy. The study will serve also as a guest room. The west wall of bedroom wing has a strip of sash at top for cross ventilation





FOR ACTIVE LIVING WITH A BROAD OUTLOOK

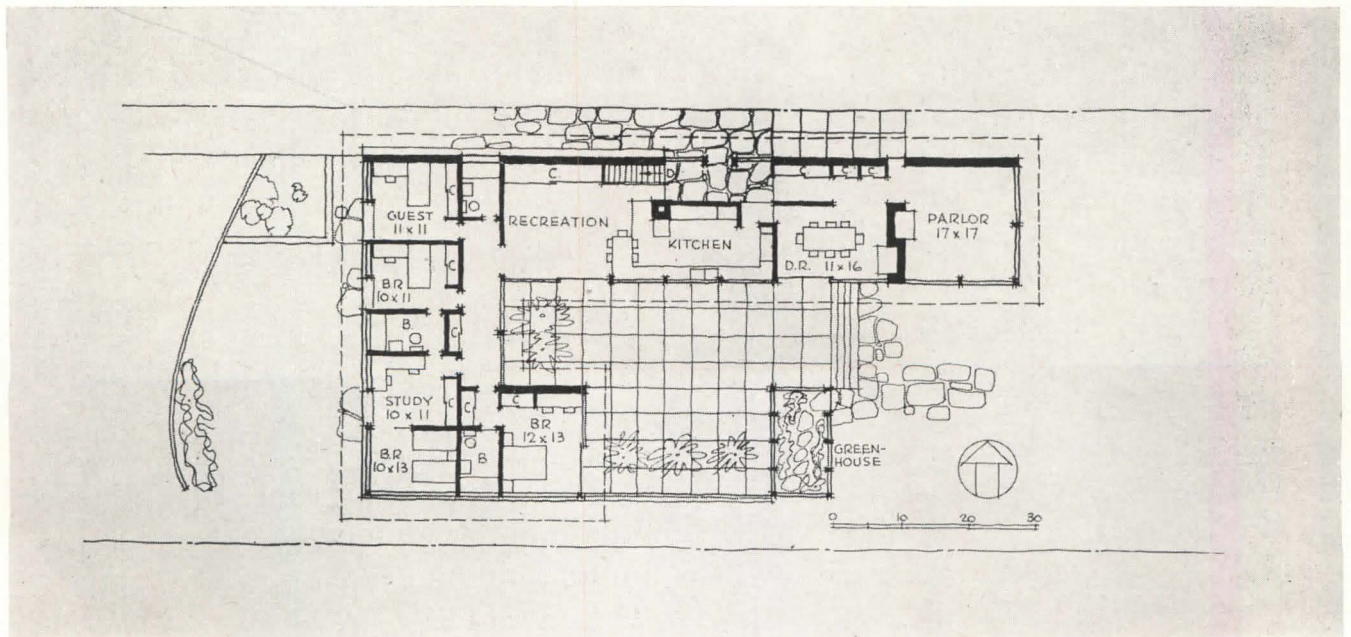
Paul Thiry, Architect


LOCATED on the water and facing east with a broad view of the Cascade Mountains, this house near Seattle is designed for an active family with three children. Two of these are twins, which accounts for the combination bedroom and study. The third child has the bedroom beyond the adjoining bath.

The recreation room, with a charcoal broiler and an informal dining table adjoining the kitchen, is the cen-

ter of family activities. Withdrawn from this is a dining room for formal events and a parlor primarily for adult purposes; each has its own fireplace. The master bedroom, like the dining and recreation rooms, opens onto the terrace which faces the view and the water and is sheltered from the north.


A basement contains the laundry and heating plant; the garage is separate from the house and near the road.





SET AGAINST THE WINDS

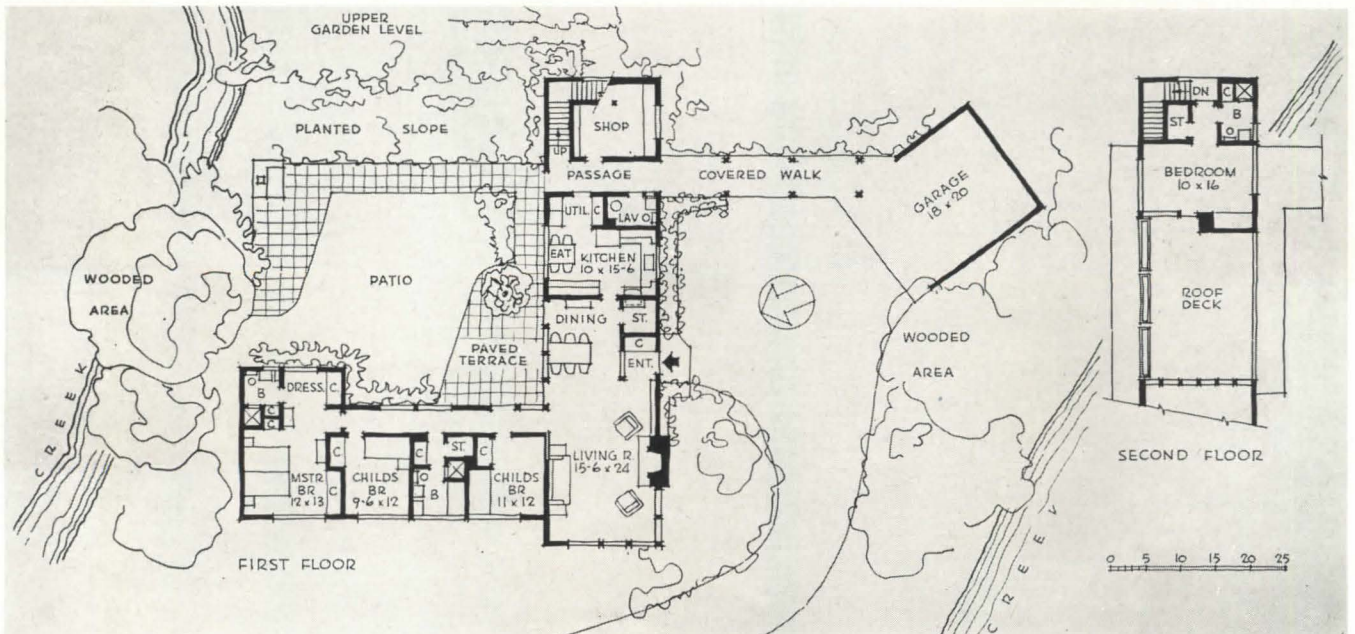
Howard Moise, Architect

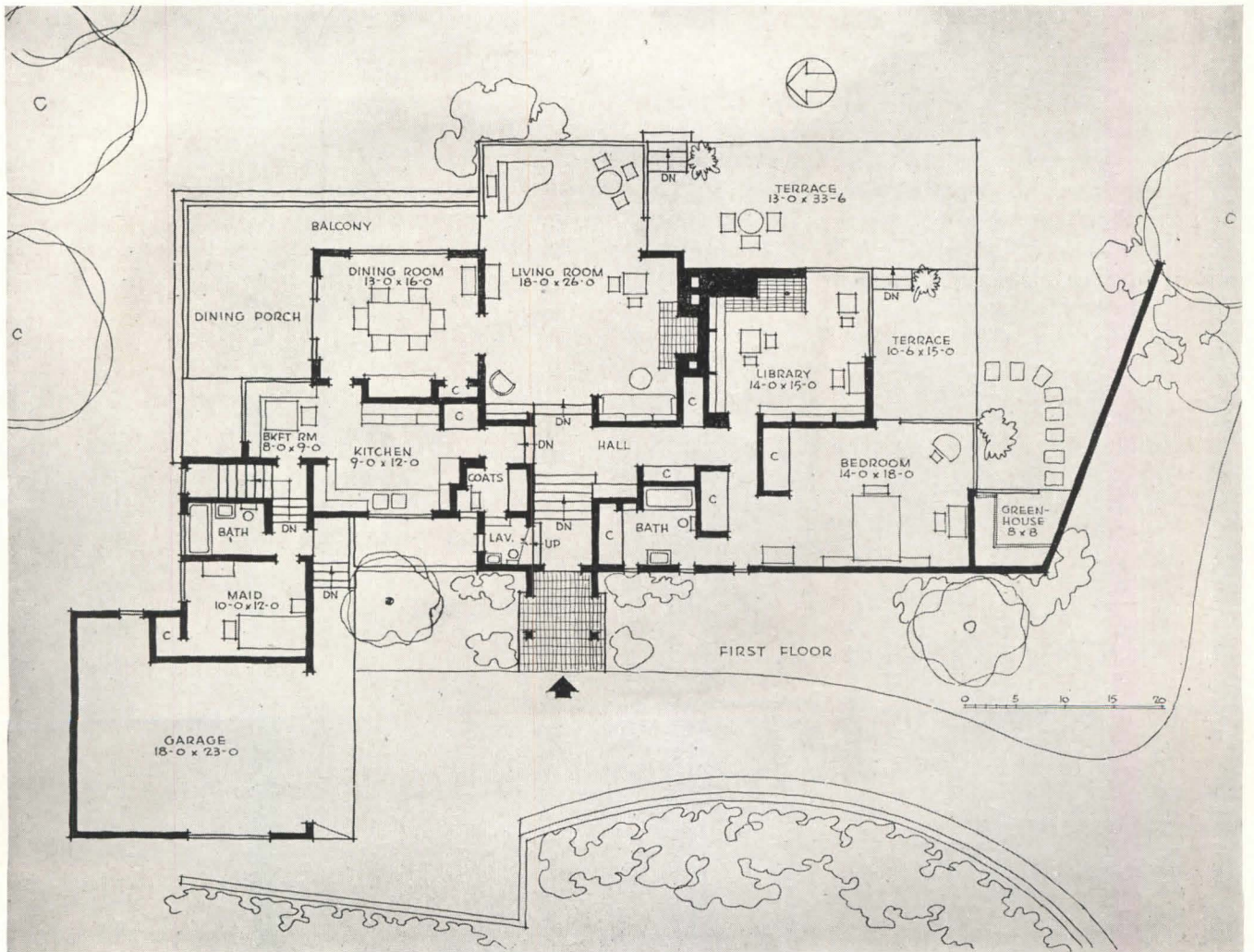



PROTECTION from winds and placing of the entrance drive at the only possible point," says the architect, "largely determined this plan"—for Mr. and Mrs. Arthur R. Anderson at Orinda, Calif. Apparent northern exposure of the patio may seem inconsistent, but he explains: "Prevailing winds in this area are from the west and northwest; however due to local land configuration a strong back draft often blows across the site

from the south. Thus the patio is protected from this direction and from the west by the mass of the house, and from the north by a dense growth of oak and bay."

Principal view from the site is to the west and southwest; the plan permits this to be enjoyed from the living room as well as from all main bedrooms. The shop with bedroom above (a den for Mr. Anderson, when not in use as a guest room) may be added later.



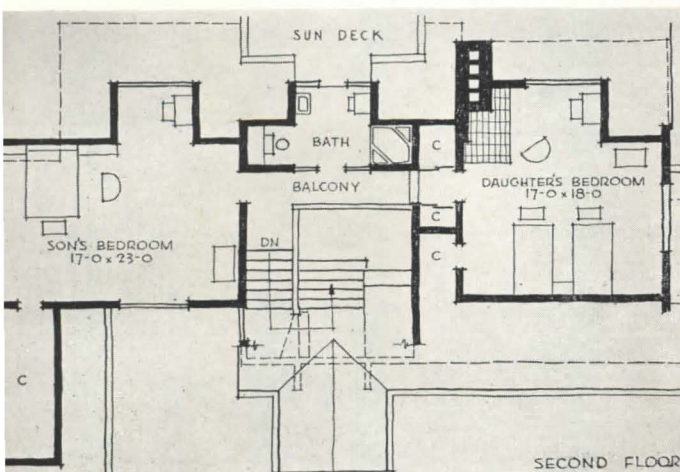



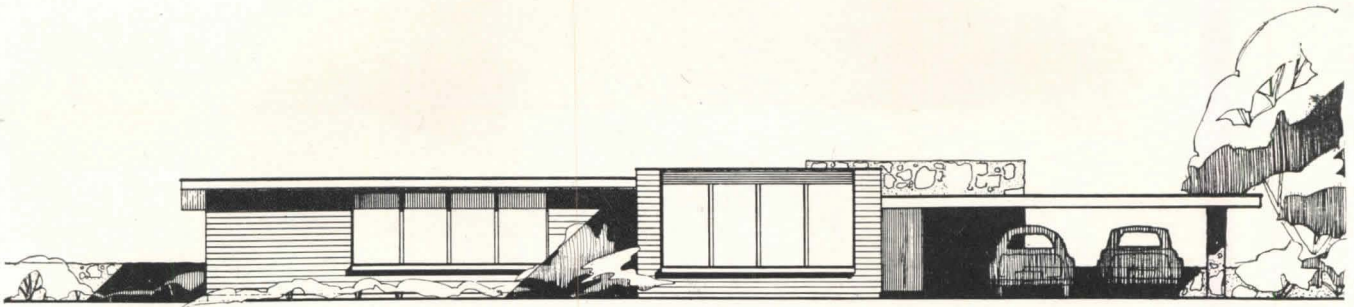


NORTHWEST FREEDOM

Herman Brookman, Architect

ASSUMING the freedom that seems characteristic of designers in the Northwest, the architect has put together a rather imposing list of requirements to make a livable and unpretentious house. At least, if the spaciousness is apparent in the interior, the house settles on its hillside without self-consciousness. While it is almost blind on the road façade, it opens without restraint on the downhill side, with various sunny vantage points. The client: W. R. Scott, Portland, Ore.

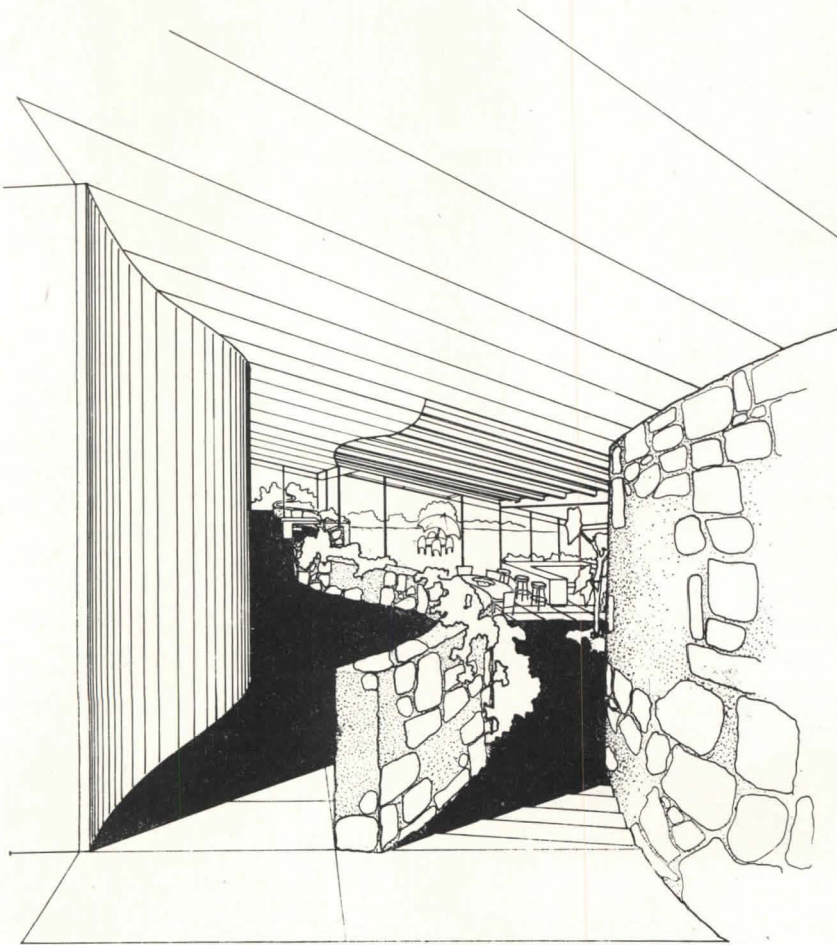




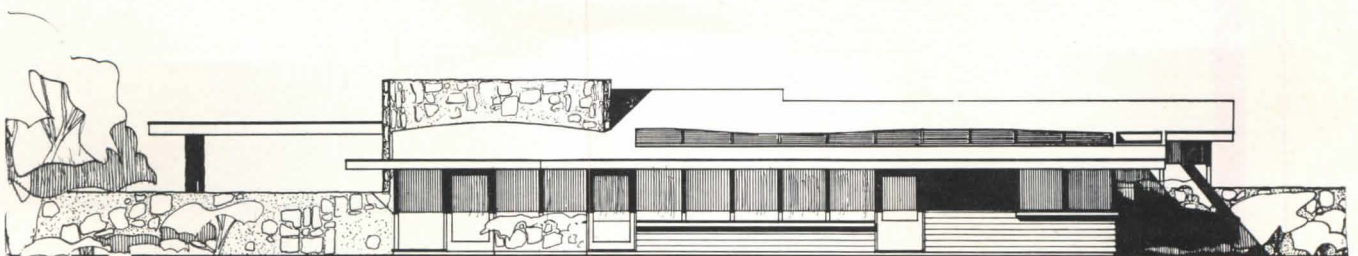
E N T R A N C E E L E V A T I O N

WHERE THE WHOLE GARDEN MOVES INTO THE HOUSE


Fred Langhorst, Architect



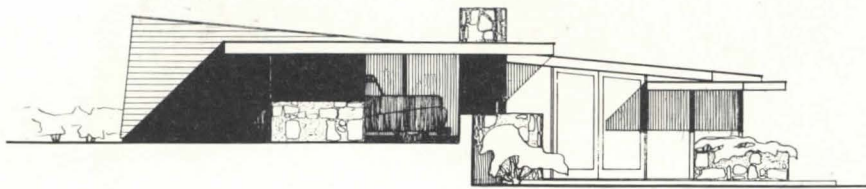
STARTING modestly with flower boxes in living rooms or entrance halls, the trend toward interior gardens has progressed, with planting strips creeping in through glass walls, until here we have the garden shaking off all inhibitions and dominating the whole house. In a warmer clime it would be the familiar patio, but here it is completely enclosed with skylight and glass doors. Thus it has a utility and an importance not accorded the patio; it becomes a central hall. All other rooms may merge with the garden room, or retire from it behind overhead rolling doors. The playfully curving wall accomplishes a change in level for the studio and two bedrooms, the upper hall becoming a terraced balcony overlooking the garden.



S O U T H E L E V A T I O N

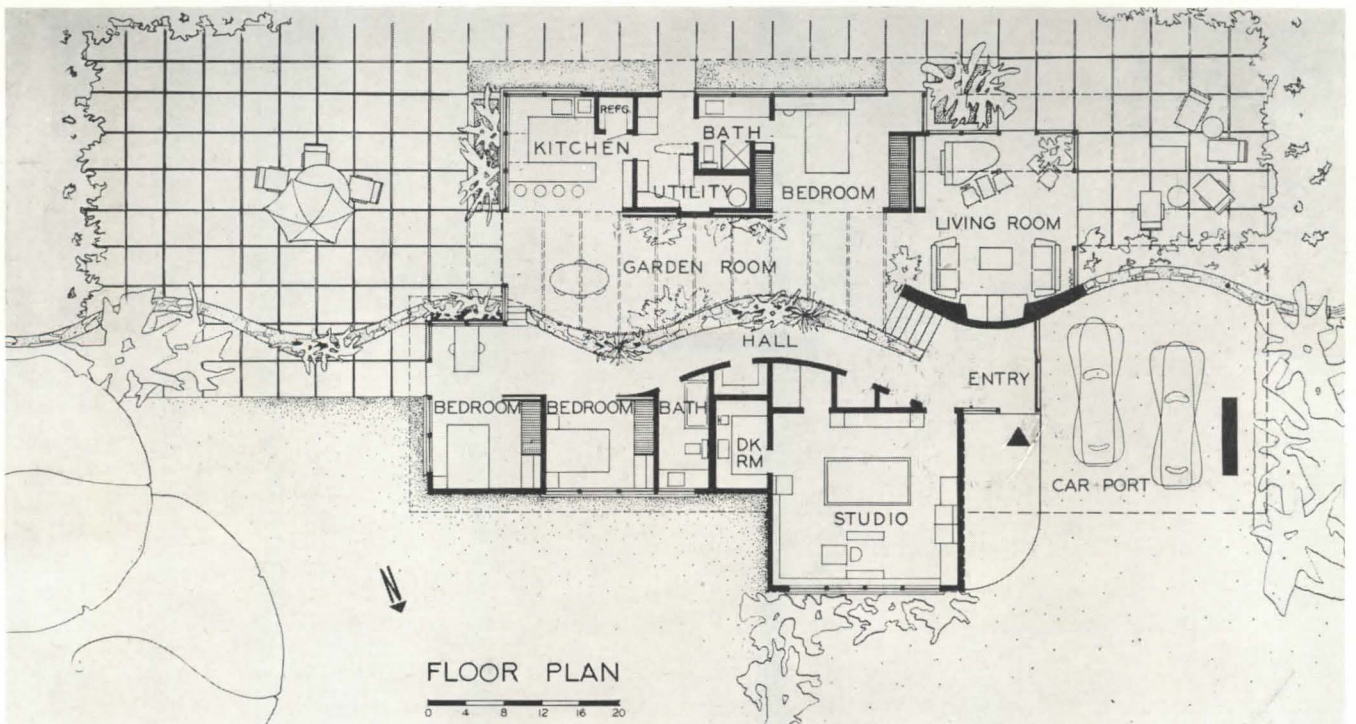


WEST ELEVATION




EAST ELEVATION

This house, designed for Mr. and Mrs. Gerald Wright, Woodside, Cal., is planned so that it can be built in stages, the upper half of the plan representing a complete living unit while awaiting the complete realization of the larger concept. The house will be built on a concrete slab floor, with copper tubing panel heating coils in the slab. The larger windows will have fixed glass, with screened vents below and metal louvers above. Exterior walls will be 1 by 10 in. horizontal siding

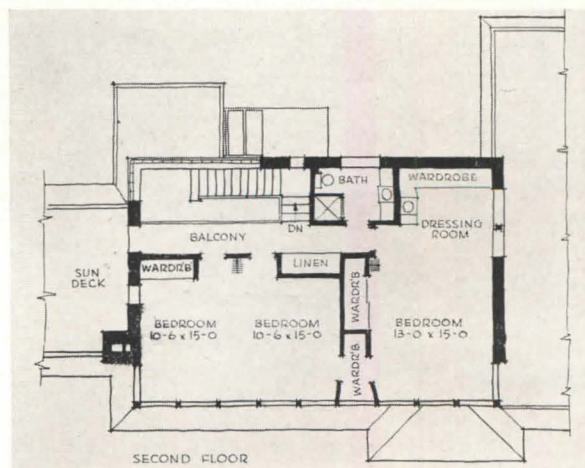
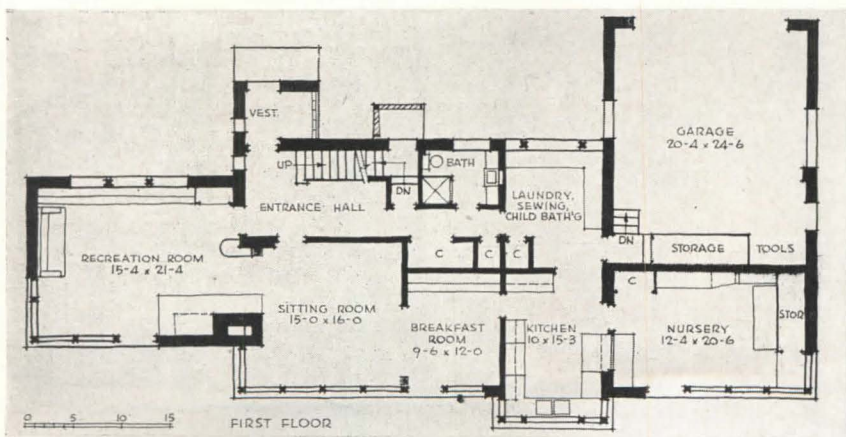




Residence for Mr. and Mrs. Harris D. Dean, Lansing, Mich.

George B. Brigham, Architect



Ivory Photos





FOR THE CHANGING PATTERNS OF FAMILY LIFE

HAVING two very young children, the clients wanted a house to anticipate changing patterns of living as the children grow. For the present the kitchen is the focal center about which are grouped the nursery, lavatory, laundry and sewing room, as well as the dining area. Here Mrs. Dean and a helper can take care of all of the babies' needs without leaving them. The combination of sitting room and recreation room will be especially appreciated later on, as the children tend

to take over the living area. At such time folding doors will partition off the sitting room as well as the breakfast room, so that the parents need not be engulfed or the children driven to out-of-the-home social life. Similarly the bedroom area is given flexibility by the folding partition idea. Facing between first and second story is V-jointed aluminum. Windows are solar glass in roll-screen sash. Light shelves throughout the first floor give completely indirect lighting.

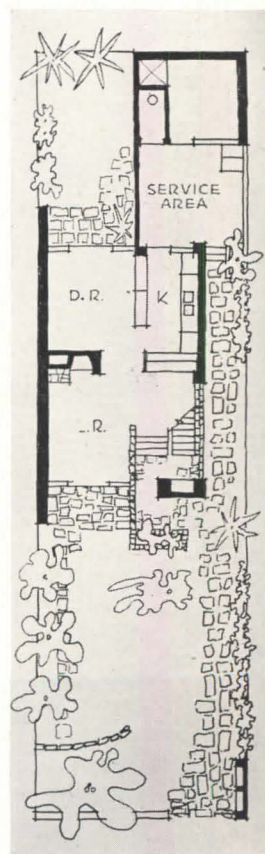
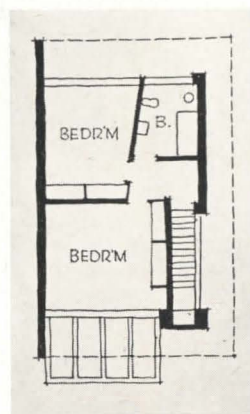



Curt Photos

ON A LONG NARROW LOT

House in São Paulo, Brazil; Ruchti & Forte, Architects

MANY interesting features distinguish this compact, attractive residence built within narrow lot lines. The house is fireproof as it is built of brick and concrete, with structural clay tile fillers for floor and roof. The two-way concrete floor construction is extended without fillers to form the exterior trellis over the living room. The overhangs and vertical wall extension are carefully planned to shade the rooms and what appears to be siding under the upper windows is actually a simple system of louvers for thorough ventilation. The horizontal grill divisions on the first floor are a necessary security measure rather than an esthetic whim. Advantage is taken of the slope of the lot with the entrance slightly higher than the main floor. A quickly drawn curtain provides privacy by shutting off the entrance and stair from the living room when occasion demands, but adding spaciousness when left as shown in photograph below. Built-in cabinets and closets provide storage space and avoid excess furniture in small rooms.



ARCHITECTURAL ENGINEERING

TECHNICAL NEWS AND RESEARCH

HOUSE BUILDING MATERIALS REAPPRAISED

By H. Vandervoort Walsh, Architect

LOOKING back to war years, we remember that the cardinal tenet in war-born "dream house" propaganda was that new building materials would be legion and revolutionary, differing drastically from anything we had ever known. These new materials, incubated by the demands of war, were to be the leading factors in that new and extraordinary postwar house.

The fact is that most of the predicted new materials are not here — and in the foreseeable future will not be here; a circumstance that has interfered with our making a realistic appraisal of the materials we do have, old, improved, or new, and how we can best use them.

First of all, let's take stock so that we may have an accurate inventory of all the materials available for our use. Though we have, actually, only two important newly developed materials, there has been a veritable cascade of new applications of the time-tested old stand-bys. And many familiar materials have been improved. One should recognize all of these materials — the new ones as well as the many new applications of the old, and know their characteristics, how they are produced, and all the various ways in which they can be put to work in actual design and construction. Then and only then can we make intelligent selection from the rich and varied catalog of materials on hand.

In my opinion, the two most important newly-developed materials in the postwar building process are the aluminum alloys and the big family of plastics; and among improved materials and methods, lightweight concrete and the steel house chassis.

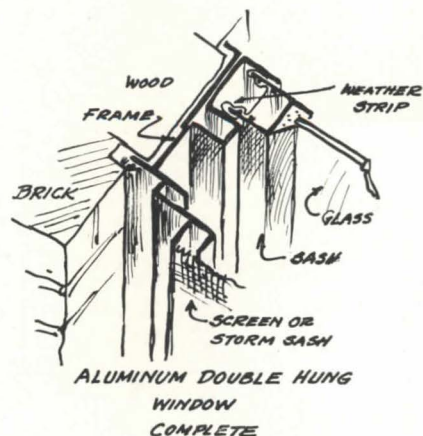
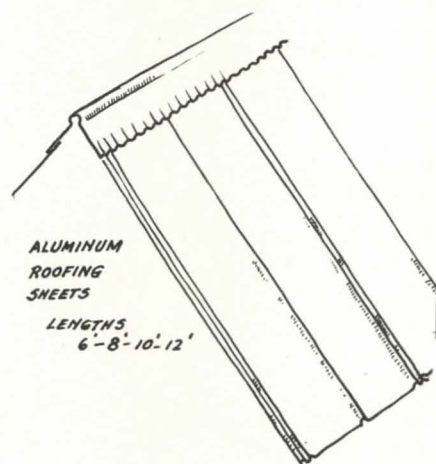
ALUMINUM ALLOYS

Strength: Pure aluminum is a comparatively weak material for construction. Its tensile strength is only 5 to 9 tons per sq. in. as compared to that of structural steel which is 40 tons per sq. in. Aluminum alloys, however, run as high as 25 to 35 tons per sq. in.

When aluminum alloys are cast, they are in their weakest form. The billets may be worked, however, by forging with a hammer or press, rolling in the hot or cold stage into strips or sheets, extruding into moldings or drawing into tubes or wires. After this working, the metal becomes much stronger. Indeed, to a large extent, the mechanical properties of work-hardened aluminum alloys depend upon degree of working.

Heating and Aging: A well-known alloy, "Duralumin," is not only hardened by working but also by heat-treatment. When heated and quenched from 500° C. it becomes soft, but after standing several days its strength increases considerably above the original figure. This behavior is quite different from steel which reaches its maximum hardness just after quenching. Thus aluminum has the capacity of age hardening; and there are some aluminum alloys which require only low-temperature precipitation to produce greatest strength when allowed to stand or age. Other alloys may be given a double heat-treatment to bring out their maximum strength, with the aging period playing an important role.

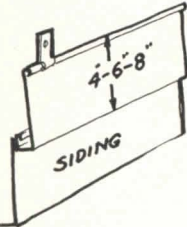
Shapes and Forming: Aluminum alloys may be worked into shapes, cold, but if there are too many operations, intermediate annealing may be necessary. Many, in fact most, aluminum struc-



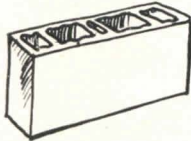
SHEET ALUMINUM PRODUCTS




EACH COVERS
8" x 14 1/2"




4'-6"-8"
SIDING



LARGE HOLLOW BRICK
5" x 12" x 3 7/8"



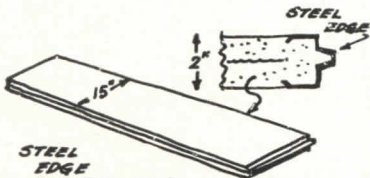
STANDARD HOLLOW BRICK
2 1/4" x 8" x 3 7/8"




TEXTURE FACE HOLLOW WALL TILE



HOLLOW CLAY TILE FOR WALLS



GYP-SUM PLANKS
10' LENGTH FOR 5' SPANS
6' " " 3' "



GYP-SUM SHEATHING BOARD

tural shapes are made by extrusion, i.e. forcing the metal through a die of the desired section. Besides the usual I-beams, angles, T-bars and channels there is an exceedingly wide range of different stock shaped sections being made. Then, too, the war promoted some new methods of forming aluminum into useful patterns. One makes use of the rubber die press and stretching press for sheet metal components.

Weight: The light weight of aluminum has greatly stimulated its use for construction of mobile objects like planes, trucks, railroad cars and the like. Its application to static structures such as houses has thus far been slower, but we shall undoubtedly see giant strides in this direction in the near future, due to the expansion of the world's capacity to make aluminum. The fact that this capacity at the end of the war was about six times that of the output of 1935 is convincing evidence that aluminum alloys will play a large part in the building of houses in the immediate years ahead.

For example, the lightness of aluminum makes it possible to shop fabricate large units that are easy to transport, handle and install, since a cubic foot of aluminum weighs only 172 lb. as compared to 486 lb. for a cubic foot of steel.

Corrosion Resistance: The aluminum alloys do not corrode as fast as iron or steel, but their resistance varies with the amount and kind of metal used in the composition of the alloy. For example, unlike steel, an aluminum alloy containing copper is less resistant to corrosion. In fact, the copper-free alloys are superior in resisting this form of disintegration, and when the aluminum is mixed with magnesium the alloy is made especially resistant and holds up well in salt air.

Aluminum alloys are very electro-negative in contact with other metals, and if placed in close contact with copper will corrode rapidly. When in any design it is necessary, therefore, to combine these alloys with other metals, they should be insulated with asphaltum, zinc or chromate priming. Protective fiber washers are used on the heads of screws and bolts.

Structural aluminum parts which must be exposed to damp weather conditions should be kept free of dirt deposits which retain the moisture. Under severe conditions of exposure the metal should be painted with asphalt enamel. Maximum resistance to corrosion can be assured by plating the structural unit of heat-treated aluminum with pure aluminum (Alclad), a process that has been used extensively in making aircraft.

Methods of Joining: The oldest method of fastening aluminum sheets and sections is riveting with solid or

tubular rivets. The rivets may be made of pure aluminum, duralumin or alloys containing magnesium.

Welding has been successfully employed at the building site, and castings are readily welded by the arc process. Aluminum is capable of being gas welded if the techniques used are specially adapted to the properties of the metal. For example, an increased magnesium content necessitates different flux mixtures. All wrought aluminum alloys require high current densities in spot welding, so work requiring this method is done better in the factory than on the building site.

ALUMINUM BUILDING MATERIALS

Aluminum has come into the building process slowly and has been used in the smaller components such as doors, windows, trim, moldings, roofing and wall surfacing. It has proved useful and justifies the contention of those who predicted that it will take over more of the major parts of the building process.

Windows: Windows of aluminum alloy sections have a good record. In general, it seems safe to leave them unpainted. Even in the case of kitchen and bathroom windows where damp air is common, it has been found that if the metal is wiped clean at the same time as the glass it remains in excellent condition. In polluted atmospheres it is advisable to take the extra precaution of painting or anodizing the aluminum. (Anodizing is an electro-plating process wherein the aluminum is given a covering film of aluminum oxide which resists further oxidation and corrosion.)

An aluminum sash sliding in an aluminum frame is inclined to scuff. This scuffing action is eliminated, however, when the sash is made of magnesium sections. The recent reduction of the cost of magnesium sections, making them compare favorably with aluminum, may bring about a combination of these two metals for window construction.

Doors: Doors made of aluminum alloys are light, free from warping, and require no paint. The simplest form of construction is made with pressed sheets, with beaded edges turned over and stiffening members spot-welded on the surface. Composition doors made with aluminum sheeting on a plastic base or fiberboard fastened over a framework of extruded sections are also practical and provide a labor-saving building item when used with a combination frame and trim.

Moldings: Ease of fabrication and consequent wide choice of shapes makes aluminum alloys a number one choice for moldings, trim, baseboards, etc. They are easily drilled for screws and

bolts, and quickly cut to lengths. They can be welded at mitered corners.

Roofing: We are also beginning to see a wider acceptance of aluminum alloy as a roofing metal. Here its lightweight and non-corrosive qualities offer distinct advantages over many other kinds of roofing materials. Joints between sheets may be made with lapping, or by turning the sides down into a channel formed in the aluminum alloy extruded support and filling up the channel with bituminous compound or covering it with a capping strip.

Numerous Miscellaneous Uses: Aluminum has proved suitable in many other forms such as in the construction of lockers, cabinets, table coverings and wall panels. We can expect to see it used in the framing of walls, partitions and floors on a wider scale than at present, depending upon that ultimate factor — relative costs.

THE PLASTICS PARADE

In considering plastics, we ought to root another illusion. Plastics should not be regarded as substitutes for other materials. Instead, they should be welcomed as useful newcomers with their own special characteristics and artistic possibilities. Architects who are accustomed to working with old materials that have certain limitations like the grain of wood, the fragility of glass, the weight of metal, etc., may need to acquire an informed appreciation of this new material augmented, perhaps, by working with plastics in their own craft shops.

Realization of the enthusiastic prediction of the widespread use of plastics in house construction depends on intelligent selection and use for each purpose. There are so many different kinds that the characteristics and qualities vary greatly, resulting in possible mistakes in application. (For an analysis of Plastics: Characteristics and Applications, see Time-Saver Standards, ARCHITECTURAL RECORD, June, 1944, pp. 103-108.)

There are certain basic limitations of plastics that seem characteristic, that make them suitable for some purposes and entirely unsuited to others: (1) tendency to cold-creep under ordinary temperatures; (2) brittleness; (3) excessive deflection under loadings; and (4) the narrow range of temperatures within which they can be used with satisfaction.

The tensile strength of plastics varies from 2 to 5 tons per sq. in., with some recently developed ones showing a strength of 20 tons per sq. in. However, actual strength has not been of great importance since plastics have not been applied to major structural components of building.

Kinds of Plastics: There are more than 20 types of plastics in production which can be classified as thermosetting, thermoplastic, or within a third subordinate group of casein plastics. The thermoplas-

tic materials can be pressed into shapes under heat and pressure, and become hard on cooling. They may be softened again by heat and then remolded. This property is useful in fabricating articles but it gives them limited temperature ranges in use.

The thermosetting plastics set permanently when cooled and cannot be remelted and shaped again. They go through an irreversible chemical change and retain their hardness once they have been formed.

Thus far, plastics have only entered the building process in small elements, such as electric fixtures; hardware; plumbing items like knobs, handles, hooks, pipes, and wash basins; table and counter coverings; and as paints and bonding material. There are more ambitious schemes being developed for their wider application, but they still remain in the laboratory.

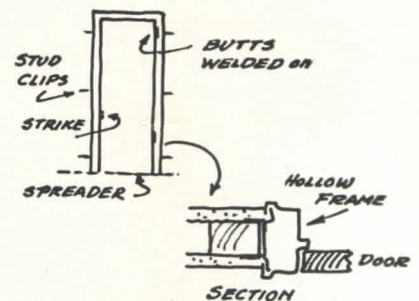
Resin-Plywoods: Plastics as adhesives have made several revolutionary changes in the building process. An outstanding example is the group of resin-bonded-plywoods which have none of the disadvantages of plywoods bonded with ordinary glues.

Phenol-formaldehyde adhesive bonds the layers of wood together so well that a plywood board will withstand prolonged soaking, hours of boiling, and repeated wetting and drying. The 1934 model house of the U. S. Forest Products Laboratory marked the beginning of an era of increasing use of plywoods for all kinds of construction, furthered now by the development of new waterproof boards. While new techniques were learned during the war whereby plywoods could be molded and shaped, these have yet to be applied to the house building process in making structural arches and panels.

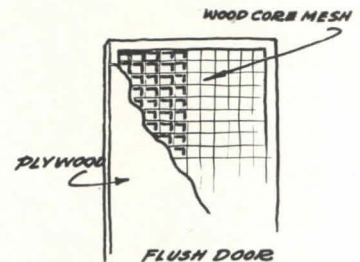
Floor Sheets and Tiles: Plastics applied as floor finishing surfaces are in their infancy, but promise much. Polyvinyl chloride has been made into sheets and tiles that gives a floor that is tough, waterproof, flexible, warm to the touch, and non-slippery.

Coumarone-indene resins have also been made into floor tiles. These have sand or other silicious materials mixed in to give a harder wearing body.

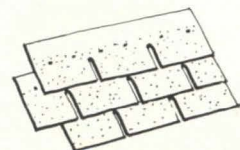
Combinations of plastics with paper also promise to develop some revolutionary structural elements. One of these is the honeycomb plywood laminate, in which the filling between outer coverings of plywood is a plastic impregnated paper. The same principle has been applied with aluminum sheets on the outside. A sturdy 1-in.-thick synthetic board (Holoplast) is made with paper tubes impregnated with a plastic and sheathed on both sides with either paper or wood veneer thoroughly resin-bonded to the core. The round paper tubes are pressed into rectangular shapes, so that each



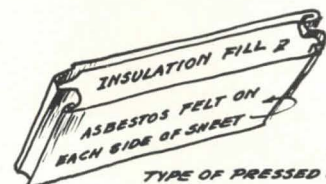
THIS ONE PIECE
REPLACES 14 PIECES
USED IN OLD TYPE WOOD
FRAME & TRIM



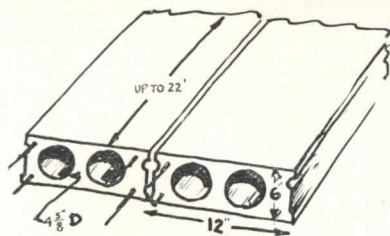
FACTORY FITTED
DOORS
MORTICED FOR
LOCKS
SEALED AGAINST
MOISTURE
PROTECTED BY
SCUFF STRIPS



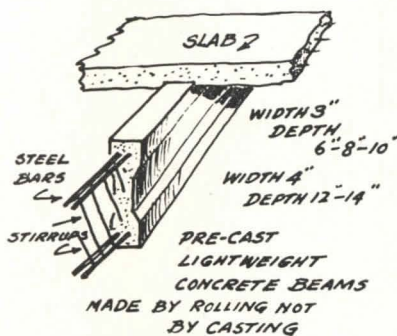
THE THREE IN ONE
ASPHALT SHINGLE



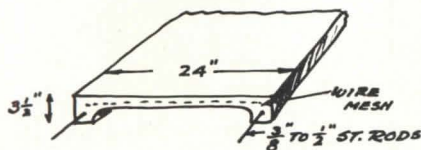
TYPE OF PRESSED SHEET
STEEL PARTITION UNIT



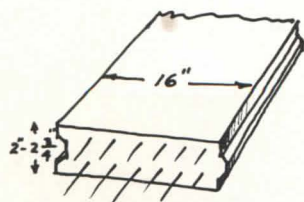
**PRE-CAST LIGHT WEIGHT
CONCRETE SLABS 40 LBS. SQ. FT.**
INFLATED RUBBER TUBES
ARE USED FOR CORES TO
MAKE THE HOLES



**PRE-CAST
LIGHTWEIGHT
CONCRETE BEAMS**
MADE BY ROLLING NOT
BY CASTING



**PRE-CAST LIGHT WEIGHT
CONCRETE SLABS
FOR 8 FT SPANS OR LESS**
13 LBS. PER
SQ. FT.



**PRE-CAST LIGHTWEIGHT
CONCRETE FRANKS
FOR 8 FT SPANS OR LESS**
CINDER AGGREGATE AND
AERATED CONCRETE
2" = 13 LBS SQ. FT. 2 1/4" = 18 LBS

presents a maximum face for bonding. The half cells at the edges of the board are filled with densified wood. It is claimed that such construction will not support combustion, and will resist termites, moisture, oils, and most solvents.

Plastic Pipe: Plastics have been successfully applied in making pipes for industry, and there is probably a field for them in the house building process. They are lightweight, and more resistant to corrosion than metals. They resist freezing better than metal pipes under certain circumstances, but would rupture under a hard frost. The use of plastic pipes for very hot water is still in development stages, but laminated phenolic plastic tubing has been successful in conveying hot brine.

Paints: The introduction of plastic products into the paint industry began about 15 years ago with resins known as alkyd and glyptal. These lacquers require heating in special ovens, exposure to infrared lamps, or jets of hot gas directed at the surface. The alkyd resins are dried out quickly by the heat process, leaving a hard smooth surface which is weather- and age-resisting.

Other resins are now being used for making paint, such as urea-formaldehyde, melamine-formaldehyde and phenol-formaldehyde. Besides being used as a resin paint which must be heat treated, this last class has been developed into oil-soluble paints that can be applied like other paints and produce excellent weather-resisting finishes.

Shaping Plastics: Since the thermoplastics may be heated and made moldable, they can be reduced to strip form for preliminary handling and marketing. These strips can be melted down and the old extrusion method lends itself to the making of moldings, rods, tubes and fancy shapes.

When the hot fluid is forced through a nozzle into closed molds, intricate shapes may be formed quickly. This is known as the injection molding process.

Thermosetting plastics are molded to shape by compression or transfer molding. The heat and pressure make them fluid and in this state they are compressed to the correct density and forced into the molds.

The transfer molding process is a combination of compression and injection molding. The thermosetting plastic is heated and melted to a fluid below the temperature at which it changes and becomes hard. In this fluid state it is injected into the mold and then pressed until the curing process is complete.

Thermosetting plastics are not used in a pure or "neat" state, but are combined with fillers: wood flour in phenol-

formaldehyde resins; in others, shredded cotton cloth, canvas, asbestos, or silica, to obtain certain properties. (See "Plastics, Practically Speaking," ARCHITECTURAL RECORD, April, 1943, pp. 54-59. Also "Plastics and Architecture," ARCHITECTURAL RECORD, July, 1940, pp. 65-76.)

LIGHTWEIGHT CONCRETE

It is obvious that the strength of most masonry walls (built of standard thickness of brick, ordinary concrete or stone) is excessive when used in the construction of small houses. Therefore attention has turned to the development of lighter materials.

Numerous experiments have been undertaken to reduce the weight of concrete. To date, different types of concrete have been made which weigh 70 to 90 lb. per cu. ft. in contrast to the usual 140 to 150 lb., yet with ample strength to meet any structural requirements imposed upon them in dwelling construction.

Cinder Concrete: A popular type of lightweight concrete is made with the screened residue resulting from the quick combustion of bituminous coal, containing not more than 25 per cent combustible material and 5 per cent volatile material. Its weight runs about 40 to 70 lb. per cu. ft. for the fine grade and 30 to 55 lb. for the coarse.

Precast blocks of cinder concrete are not considered a new development. They are now extensively used, because of their low cost, for foundation walls, upper walls, and back-ups for brick and interior partitions. This ready acceptance is an excellent example of the new use of an old material finally passing the test of cost and winning a place in the building process.

Foamed Slag Concrete: Foamed slag is another lightweight aggregate extensively used in those parts of the country near iron and steel mills. It is cellular and made by treating molten blast-furnace slag with a controlled amount of water. After cooling, the slag is crushed and graded as fine and coarse. A mix, consisting by volume of one part cement, two parts fine grade foamed slag, and six parts coarse grade foamed slag, with a cement-to-water ratio of .87 will have, after three months of curing, a weight of 75 lb. per cu. ft. Tests have shown that this mix after three months develops a compression strength of 770 lb. per sq. in. A 1:2:4 mix with a cement-to-water ratio of .74 will develop a compression strength after three months of 1722 lb. per sq. in., and weigh 89 lb. per cu. ft.

Aerated Concrete: Lightweight concrete with a cellular structure, known as aerated concrete, is made with clean

sand and cement, and the addition of a material that produces gas in the mix, such as pulverized metals like zinc, aluminum, and aluminum-magnesium alloy. Other foaming agents are soluble in water like synthetic resins, gelatine, and so forth. When such an agent is used, the aeration is produced by rapid stirring to form a mass of small but stable bubbles through the concrete.

THE STEEL HOUSE FRAME

Development of the steel house frame or chassis is not to be confused with that of the prefabricated steel house. So much has been written about the factory-made house that the public has associated the steel chassis with it alone and failed to remember that steel has long been used similarly in the construction of large buildings. Only its adaptation to the small house has been comparatively recent.

There are two types of steel frame available for house construction: (1) light rolled sections such as junior beams, and (2) sections formed of cold rolled sheet steel, so formed as to permit application of sheet materials by nailing. Mention should also be made of standard bar joists.

Steel frames may be assembled by either bolting or welding. As a rule, maximum economy is obtained by a maximum amount of shop assembly of steel members. If large units or walls, partitions, and roof are framed in steel and sent to the site for quick assembly, costs may be so lowered as to compete with other construction. Naturally this type of construction may require movable crane operations which would indicate a large-scale housing development.

The spacing of vertical steel members depends upon the wall material, usually a module of 3 to 4 ft. Wall materials may be prefabricated and range from precast lightweight concrete to the various types of sandwich construction having insulation contained between metal or asbestos sheet materials. (See ARCHITECTURAL RECORD, October, 1946, pp. 119-123.)

ADVANCES IN OTHER MATERIALS

There is an imposing panoply of new developments in other familiar materials, constituting a list so extensive that space will permit only a general review.

We all know the old standbys: wood, steel and iron, cement, baked clay, gypsum, glass, stone, nonferrous metals and alloys, such as copper, lead, tin, zinc and alloys of bronze, brass, monel, etc. Then there are the miscellaneous products of asphalt, glues, asbestos, cork, felts, cotton, leather, rubber, and paper. Let's look at the new applications of these time-tested materials.

Gypsum Products

Lath and outside sheathing made with gypsum board.

Wallboards with numerous types of coverings.

Floor planking to span the space between steel beams. Edges are reinforced with steel and interlock with the adjoining edge.

Fibered plaster.

Glass Products

Glass blocks.

Foamed glass block insulation for wall back-up, etc.

Burnt Clay Products

New designs for hollow wall tiles and hollow bricks.

Insulation Materials

Fiber insulants (fiber boards, laminated boards, quilting, pads, etc.).

Granular insulants (gypsum, asbestos, mica, slags, etc.).

Foamed materials, like cellular plastics and glass.

Sandwich Sheets

Many combinations of sheets of metal and wood with cores of plastics, fibers, glass, etc.

Roofing Materials

New developments in flat construction with felts and asphalts.

Unit strips of improved ready-made roofing and shingles.

Woods

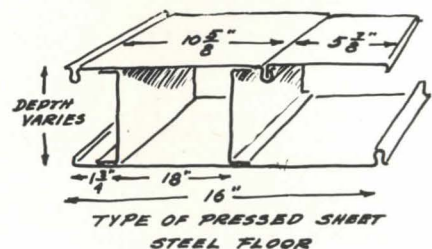
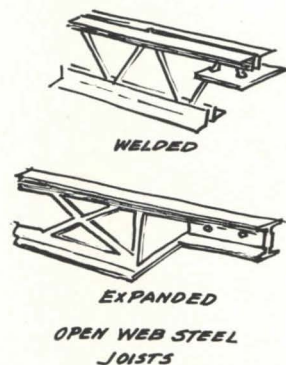
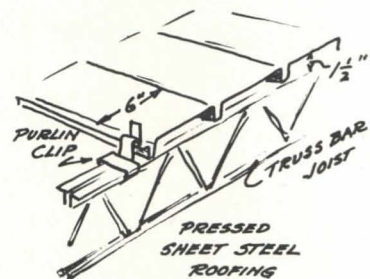
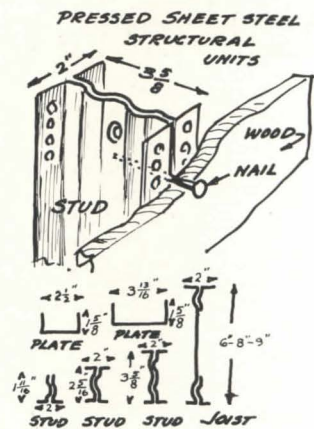
It should also be noted that special treatment for wood products makes lumber proof against insects, decay, excess shrinking and swelling, and fire.

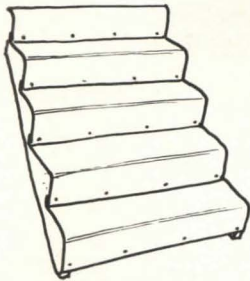
THE BUILDING PROCESS

IS NOT OBSOLETE

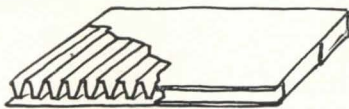
To appreciate fully the advantages of these new applications of old materials, one must first dispel another illusion that has long plagued the profession. That is that the building industry is bogged down in archaic methods, and, alone of our national industries, has sought to avoid mass-production methods. It has been said that, by and large, house construction is still a job that involves too many custom-built features and that, therefore, the average house costs too much and takes too long to build.

Like most long-cherished illusions, this one dies hard. But the fact is that production has been mechanized and standardization and mass production adopted in practically every department

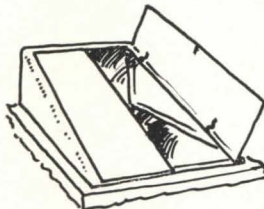





**PRESSED STEEL STAIR
RISERS AND TREADS
MADE IN ONE PIECE
MAKE A STAIRWAY
WHEN PUT TOGETHER**




**HOLLOW METAL DOOR
CONSTRUCTION**



**COMPLETE CELLAR
BULKHEAD
OF PRESSED
STEEL**



**INSIDE OF A ONE PIECE
ALUMINUM GARAGE
DOOR**



**PRESSED STEEL
AREAWAY RETAINING
WALLS FOR CELLAR
WINDOWS**

of the building materials manufacturing industry. The "industry designed house" is a reality — not just a wishful phrase. Indeed, this house is just as much a reality as the so-called prefabricated house — the difference is one only of degree. There are innumerable examples known by every architect that demonstrate the widespread use of modern methods in building construction: roofing shingles in strips; complete windows with sash, screen, storm sash, weatherstrip, trim, etc.; complete door and trim units; factory-finished cabinets and closets; precut and finished lumber; ready mixed plaster and mortar; pre-finished flooring, etc. The list is long and embraces every phase of house construction at the site. I scarcely know of any part of the construction job that is not influenced by the use of modern methods of manufacture, assembly, and materials.

Mass production differs from unit production in that unskilled operators can be used to man the machines. The skill of the designer, supervisor and artisan are transferred, under definite controls, through the medium of the factory fixture machinery and set-up to the unskilled operators — at a saving of time and expense. This principle of transfer of skills is applicable to repetitive operations; it is one of the two basic characteristics of mass production.

Second basic characteristic is the principle of interchangeability of parts. This requires that the parts be made to definite limits of dimensional error and that they fit gauges instead of mating parts. Such a procedure does not necessarily require a high degree of precision. There has been a gradual but nonetheless steady integration of standard sizes for interchangeability. Note, for instance, the standardization practices that have been accepted and recommended by the building materials associations, the Producers' Council, and the U. S. Bureau of Standards.

The order of the day therefore is coordination of the architect's planning dimensions with the 4-in. module control adopted by leading organizations in the building industry.

I believe that particularly in the small house field the architect should work almost entirely with mass-produced products having standard sizes. By so doing, he will effect economies, insure a better job, and get the house up faster.

Mass produced materials are no less beautiful, no less appealing in design than the hand-crafted products. And they are more available because they are produced in quantity.

The principal characteristics of mass-produced materials might be summed

up as follows: accurate uniform dimensions; smooth, plane surfaces; straight and square edges; true geometric forms; and uniformly cut profiles.

Industry has found that certain types of surface finishing methods, such as "honing," "mechanical lapping," and "super finishing," are the most economical for mass production. The designer should regard as natural the manifestations of the mechanical processes involved, and should, accordingly, make use of them in his design, rather than attempt to copy outmoded finishes or to invent costly and ephemeral novelties.

ASSEMBLY AND TRANSPORTATION

Big scale operators like Henry Kaiser, Fritz B. Burns, and Levitt and Sons are enthusiastic practitioners of the field assembly method. They consider it cheaper to transport partly finished elements of the house and to assemble these parts on the site by organizing crews of workers who go on from one job to the next — repeating the same operations for each house.

Advocates of the prefabricated house idea believe that the standard parts should be assembled into very large units at the factory on the same principle as the straight line assembly operation pioneered by our automobile manufacturers.

The Byrne development at Baltimore shows a successful example of moving the fabricating shop to the building site.

For individual house construction, the architect has the same opportunity to use standardized parts as does the large scale operator. Chief difference in the actual construction is the matter of final assembly. Obviously, the individually constructed house is not susceptible to the economies available in assembling many units one after the other. Here, again, the difference is one of degree.

The current trend is to reduce this difference in degree by carrying standardization to the next logical step — i.e., by standardizing plan dimensions so that standard products will fit and can be installed with a minimum of labor. Thus, the individually constructed house will in reality consist largely of an assembly of many standard products.

I believe that in this evolving situation the architect who undertakes the design and supervision of houses for individuals might best serve his clients by working with the trades directly. He would then have separate contracts for each trade with his clients, and undertake the coordination, administration and the assembly of the job himself. Through such direct control he would, I believe, get a better house for his client — and at a substantial saving.

RECENT DEVELOPMENTS IN RESIDENCE HEATING

Part I: Advances in Warm Air Heating

By S. Konzo* and R. W. Roose**

WARM air winter air conditioning systems were first introduced into home heating in the early Thirties. Most of these early installations were of the conversion type in which an existing gravity warm air furnace was modified to incorporate a blower. During the past 10 years tremendous developments have been made, not only in the furnace and auxiliary equipment, but also in the method of distributing the air. Hence, a well-installed modern system will bear little resemblance to earlier installations.

Because research and practice have discovered more efficient and practical means of installing forced warm air heating equipment, there are a large number of heating contractors who now have the "know-how" to make proper installations. Tests have indicated that installation and method of operation are relatively more important than the individual items that comprise the system.

Unlike gravity warm air furnace systems, the winter air conditioning system can be adapted to a wide range of structures. The register locations may be installed high in the sidewalls, low in the walls, in the baseboard, in the ceiling, or in the floor, as shown in Fig. 1.

The greatest number of installations are made in homes having a basement. The location of the furnace-blower unit is governed only by the location of the chimney serving the fuel-burning equipment, and need not necessarily be confined to the center of the house. Nevertheless, if the architect has a choice between two locations of the

chimney, an inside location is usually preferred over an outside location, to leave less likelihood of insufficient draft for removal of combustion products, and less danger of condensation of moisture in the flue gases.

Some Special Problems in Conventional Buildings

In general the heat should be delivered to the area where the greatest heat loss occurs. Furthermore, better results will be obtained by delivering the heat over a large area than by concentrating it at a single point. The following examples will illustrate the above principle:

1. To counteract the cold air leakage around an outside door, a baseboard type of register, deflecting the warm air downward toward the floor, is used. See Fig. 2 (A).

2. For locations in which cold air may come down stairways from the second floor, a counteracting stream of warm air will break up cold drafts. See Fig. 2 (B).

3. Where there is a vestibule, such as may be found in churches, the same application of a baseboard type of register is effective. See Fig. 2 (C).

4. In a normal room with one, two or three walls exposed, the goal is to blanket the cold areas with a slow-moving mass of warm air. In living rooms, two registers will be better than one. Adjustable deflecting-type registers will control the direction of the air stream in both the horizontal and

vertical planes. The present trend is toward the use of high sidewall registers. These can be located so as not to interfere with furniture placement, are adaptable to future summer cooling purposes, and can be used successfully with the newer method of continuous blower operation.

5. The current trend in architectural practice of using large glass areas may require a special application of the heat source. From the standpoint of the heating engineer, the use of double glass is practically mandatory. However, even with double glass, the cold air current which rolls down the glass surfaces to the floor may attain velocities in excess of 50 ft. per minute. Even with heated

* Professor of Mechanical Engineering, University of Illinois
 ** Special Research Assistant in Mechanical Engineering, University of Illinois

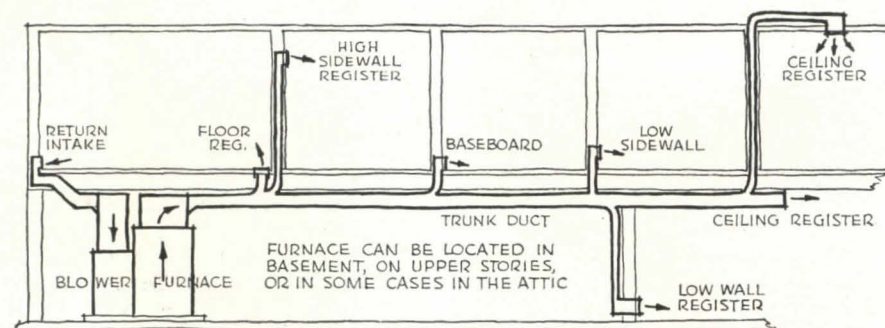


Figure 1. With the positive circulation of a blower, the architect can assume considerable freedom in locating furnace, duct system and registers. While an inside chimney location provides better protection against condensation, it is not required for the furnace itself

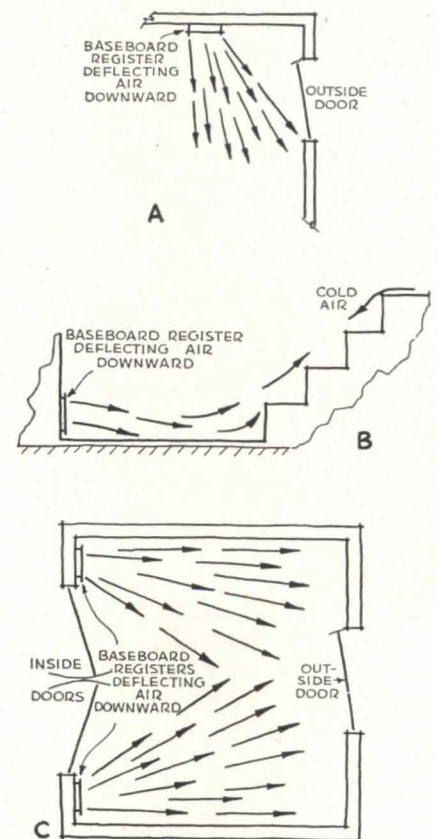


Figure 2. Directional registers focus warm air supply to counteract drafts from an outside door (A or C) or a stairway (B)

floor panels, this cold stream of air may extend several feet into the living zone. The most effective way to counteract it is to supply heated air upward at the window sill, floor level, or baseboard. One application is shown in Fig. 3.

Basementless type structures with floor on ground

As shown by the schematic diagram given in Fig. 4 (A) and Fig. 4 (B), the furnace is usually located in a utility room. The "highboy" type of furnace-blower unit is particularly adaptable to utility room installations, since the blower and air filters are located below the furnace heat exchanger and the entire unit occupies a small floor space. Many commercial models are available in which a completely assembled furnace is shipped from the factory; the only labor for installation of the furnace and blower is that required to connect

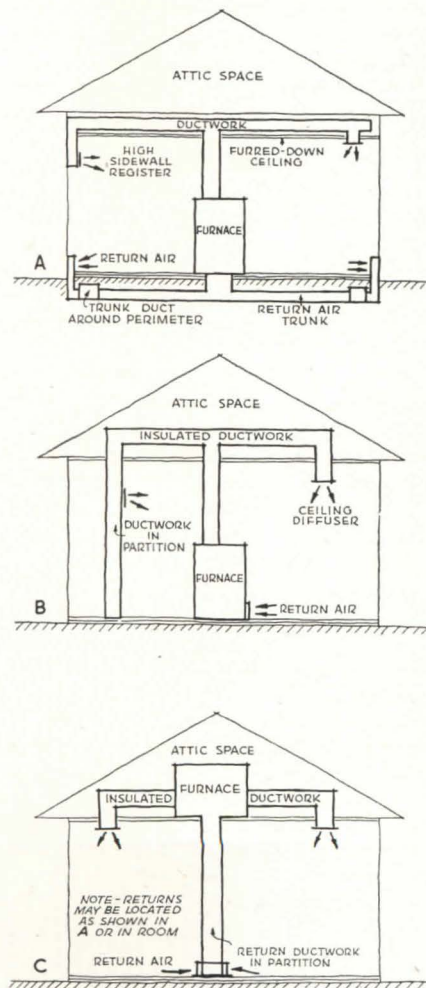


Figure 4. Three major possibilities for warm air heating systems in basementless house; the one in (C) for gas heat only

the duct distribution system, the small copper tubing for the humidifier water supply, the electrical wires to the wiring box, and the flue pipe. A standard-width door frame is necessary in order to slide the unit through the door opening.

Fig. 4 (A) shows a common arrangement of the warm air duct system. The warm air leaves the furnace, enters the bonnet, and then spreads out in an extended flat duct which can be concealed in a furred space below the normal ceiling. The warm air registers are usually located at the high sidewall (7 ft. above the floor) or at the ceiling.

Fig. 4 (B) shows essentially the same duct arrangement except that the bonnet extends through the ceiling into the attic space. This arrangement may be less expensive than that shown in Fig. 4 (A), since a furred ceiling is not necessary, and ducts can be more easily fabricated. As the ductwork in the attic space may be exposed to cold temperatures, it should be well insulated, preferably with a 2-in.-thick batt-type insulation wrapped around the duct.

Fig. 4 (C) shows an arrangement of an attic type of furnace practically limited to gas-fired equipment. The advantages of an attic location are low installation cost, short vent flues from the furnace to the roof, and least use of floor space in the occupied portion of the house. A modification of this scheme consists of hanging the furnace below the ceiling and using the duct system shown in either Fig. 4 (A) or Fig. 4 (B). Care must be taken to use sound-absorbing pads upon which rest the furnace, and to provide for access walks for periodic inspection of the unit.

In all of the three furnace arrangements shown, the warm air supply can be delivered to the various rooms without difficulty as long as practically continuous operation of the blower is maintained. With the use of the positive pressure blower, the warm air can be delivered downward through a duct just as easily as it can be carried upward.

The main difficulty experienced with houses having a slab floor has been due to the cold floor surfaces near the outside edge of the building. Edge insulation, sub-floor insulation, asphalt tile or cork flooring on top of the slab, and wooden floors placed on sleepers, may all be used as preventive measures to alleviate cold floor effects.

One obvious solution to the cold floor problem is to use a panel-heated floor, as will be discussed in a later section. With the more conventional duct systems shown in Fig. 1, a method

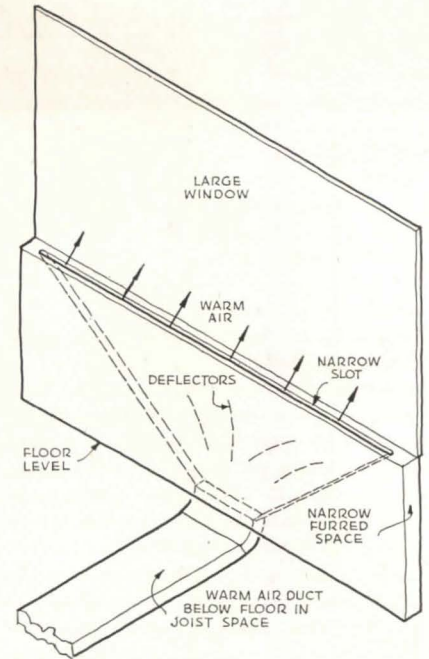


Figure 3. Introduction of air supply through slotted opening in sill counteracts draft of cold air from a large window

which has been reported to be successful is that shown in Fig. 4 (A). The return air enters a baseboard intake and into a return trunk duct that practically makes a complete loop around the outside edge below the floor slab. The conduction of heat from the air in the return trunk to the edge of the floor slab counteracts to some extent the cold floor effect.

In low-cost installations the return duct below the floor is omitted, and the return air is carried back to the blower through conventional return intakes located on inside walls close to the utility room. A cold concrete floor may result at the outer walls, and the obvious precaution is to place insulation between the foot and the slab in the form of either carpeting, wood floor on sleepers, or some insulating type of flooring material. Tests of various slab floor constructions are being planned at the University of Illinois, and results from the tests will be reported at a future date.

Basementless homes with crawl space below floor

In this type of structure the furnace-blower unit is usually located in a utility room, the warm-air registers served from an extended duct at the ceiling or from ducts in the attic space. The return-air ducts are commonly located below the floor.

Since crawl spaces are usually provided with ventilating grilles, which may not always close tightly, the temperature of the space may be considerably lower

than room temperatures. Insulation of the floor thus becomes a necessity.

In some low-cost installations the air leaving the room through return intakes has been allowed to discharge into the crawl space and then circulate through the space until it reaches the inlet to the blower. Any air leakage through the ventilating grilles, or around the foundation sill, is warmed by mixing with the return air from the house. Since air leakage from outdoors is not controlled in quantity, however, a greater amount of fresh air than is desirable from the standpoint of fuel economy may be drawn into the system. In addition, any dampness or dust in the crawl space may result in an earthy or musty smell. Hence, if effective utilization of the crawl space as a large return plenum is to be made, it will be necessary to: (a) provide ventilating grilles that can be closed tightly, (b) calk or seal all cracks at the foundation sill; and (c) cover the earth with concrete 1 in. or more in thickness and preferably mopped with tar to prevent ground moisture from passing through the concrete. Warm floors can be maintained with this arrangement without the use of floor insulation. Fuel costs will be higher unless the heat loss through the foundation wall is reduced by the application of insulation. The only effective means of controlling the amount of air passing through the return intakes is to provide a short stub duct below each intake and to equip it with a volume damper. Unless this is done, the air may short circuit through one or two returns and make the others relatively ineffective.

If fire-resistant material is used as flooring, it is possible to circulate heated air below the floor, and thereby make use of floor panel heating. The best procedure in this case is to use either hollow tile, or steel flooring having air passages incorporated in the material, to serve as conduits for the air flow. In order to reduce the heat loss from the heated floor to the cool crawl space, adequate insulation below the duct will be required.

Controls for the solar house

In recent years, the use of large windows on the south side, incorporating the solar orientation principle, has added a factor which seriously affects the balance of room temperatures. There are various possible ways to overcome some of the inherent difficulties:

1. Key rooms should have the same south exposure. In many cases a close control of a bedroom may not be necessary, and such a room could be located so as to have a north exposure. Obviously, the least amount of unbalance would occur if all the rooms had a south exposure, but that might not be feasible.

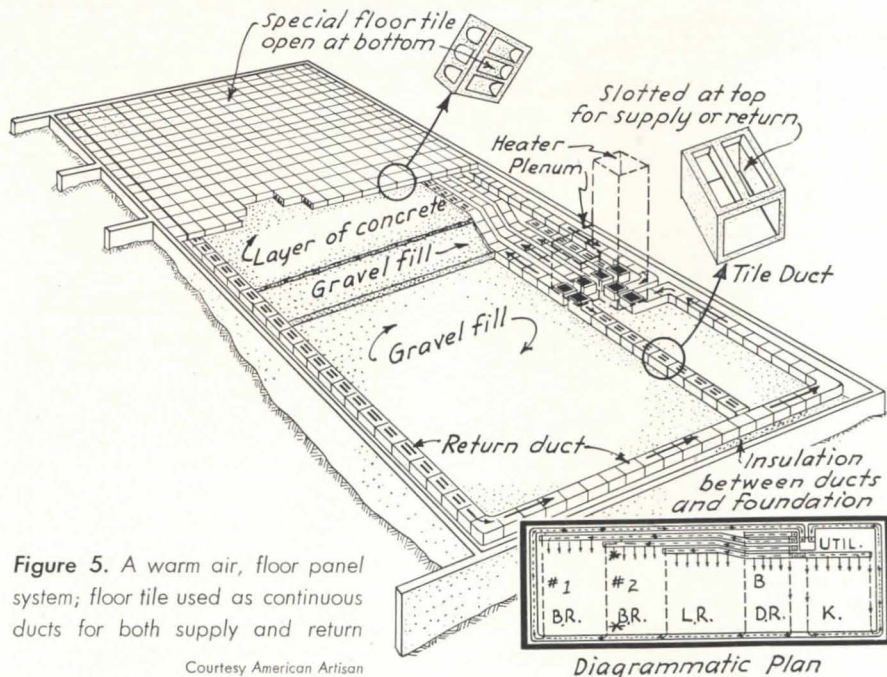


Figure 5. A warm air, floor panel system; floor tile used as continuous ducts for both supply and return

Courtesy American Artisan

2. As far as possible, it would be desirable to have the blower operate almost continuously, so that during periods of solar heating the air from the warmer rooms would mix with the air from the cooler rooms.

3. It seems desirable to locate the room thermostat at some place midway between the north and south rooms.

4. A new development in the offing, which seems to show some promise, particularly for the solar home, is a variable-volume type of register which will adjust the air supply to the room according to the heat demand of the room. When perfected, this register will give individual room temperature control without the complications of having a zone control system. In any case, such a register arrangement will require practically continuous blower operation.

Warm air systems in panel heating

In both floor and ceiling types of panel heating using warm air as the heating medium, the air is circulated in a "closed system," and none of the air enters the room. A third type of installation combines the feature of circulating the warm air in a floor panel or ceiling panel and then introducing it into the occupied zone for ventilation, humidification, and all the rest of the desirable features of winter air conditioning.

Using the floor as the panel in which the warm air is circulated is easy in the case of basementless structures having hollow tile floors, or in the case of open web steel joist construction. One application of hollow tile is shown in Fig. 5.

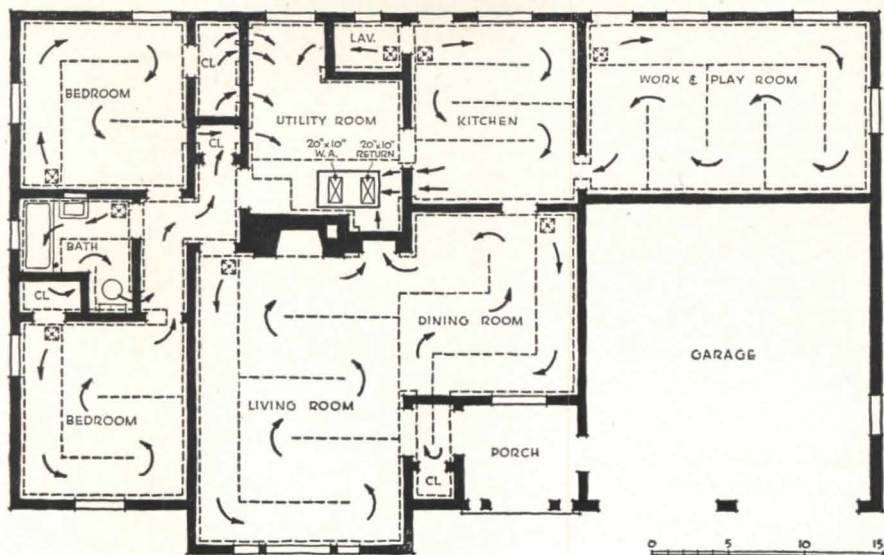
One of the major limitations of the floor system is the fact that output is limited by maximum floor tempera-

ture that the human being can comfortably tolerate, about 85° to 90° F.

The ceiling panel system may be applied to structures with or without basements. The panel may consist of a dropped ceiling under the existing ceiling, or it may be made up of the entire ceiling joist space if open web steel joists are used. Baffles guide the air through several passes over the ceiling. Fig. 6 shows the plan of a home that has this type of warm air radiant panel installed in the ceiling (See ARCHITECTURAL RECORD, June, 1947, pp. 137-140). This figure also shows the baffle arrangement and the path of travel of the warm air in each panel. It may be seen that there is an individual panel for each room, generally speaking, so that each room receives air of the same temperature at the start of the panel passageway. Obviously, this aids in maintaining the uniformity of air temperatures from room to room that is so highly desired.

The ceiling panel-type of installation may carry a higher surface temperature than the floor panel. Therefore the heat delivery into the room may be larger. The upper temperature limit of the ceiling surface that may be tolerated is about 110° to 115° F. for a ceiling height of 8 ft. or greater. The ceiling panel gives off about 70 per cent of its heat by radiation and the remainder by convection currents.

In the "split-system" the warm air may pass through a floor panel and then be admitted into the rooms at the outside walls under the windows or in the baseboard. Such a system is shown in Fig. 7 (See ARCHITECTURAL RECORD, June, 1947, pp. 93-95). In this installation the floor is constructed of 16-gauge steel floor panels. This com-



FLOOR PLAN & CEILING PANEL PLAN

Figure 6. When the ceiling is the radiant heating panel, the whole space becomes a huge duct, baffles guiding warm air flow (see ARCHITECTURAL RECORD, June 1947, p. 93)

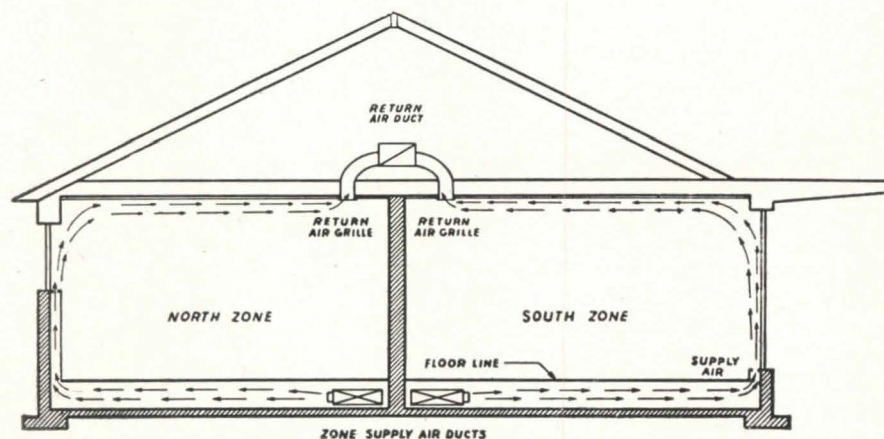


Figure 7. In the "split system" the warm air passes through a floor panel and is then admitted to the room, usually at the outside wall (see ARCHITECTURAL RECORD, June 1947)

ination of floor panel heating with conditioned air supply tends to eliminate the objectionable drafts caused by the large glass windows, at the same time producing freshness of air quality by moving the air and bringing in a desired amount of outside air for ventilation.

A similar installation using the "split-system" method has also been used in the solar house of Fig. 5. This same house has the feature of introducing some of the air into the room after it has passed through the floor panel, added after the installation had been completed. Fig. 8 shows a cross-section of the floor-tile panel and the slots near the outside walls and windows for the introduction of air into the rooms. This figure also shows some operating data taken in this home one day when the

outside temperature dropped from about 9° F. at midnight to -10° F. at 8 a. m. The room air temperatures at all three levels (3 in. below the ceiling, 60 in. above the floor and 3 in. above the floor) never differed more than 2° F., through this period of drop in outside temperature.

Generally speaking, it has been estimated that the first cost of a panel heating installation is greater than that of the conventional system. Some claims have been made that the operating cost of such a system is less than for the conventional system, thereby justifying the greater initial cost. As very little unbiased research has been conducted on this subject, answers to many such questions cannot be based on factual data. The new Warm Air Heating

Research Residence (Fig. 9), completed in June, 1947, to replace the first research residence, has two heating systems, which will be tested during the winter. One is a ceiling panel system that has as its panel the full depth of an 8-in. open web steel joist space. The panel has been divided into six individual panels, one for each room along the pattern of the system shown in Fig. 6. The second system is a conventional forced warm air winter air conditioning system delivering the heated air to the rooms through high sidewall registers. A direct comparison will be possible as both the panel and conventional systems are connected to the same furnace.

Operation

Tests in the older Research Residence have demonstrated that results obtained will vary from poor to excellent depending mainly upon the blower speed used and the setting of the controls.

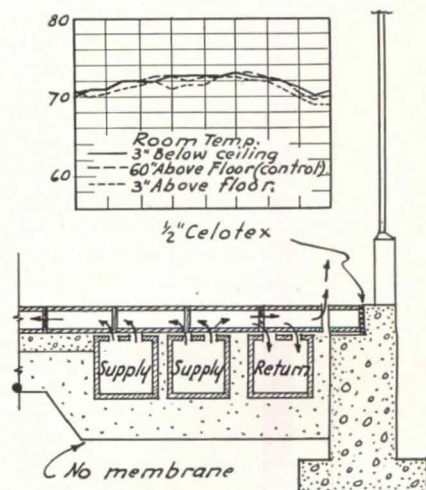
The basic rules for proper operation are as follows:

1. A building is most satisfactorily heated by a winter air conditioning system when the blower operates for long periods in mild weather, and practically continuously in weather colder than about 40° F. In other words, in Fig. 10 method "B" is more desirable than method "A".

2. The heat input should be so controlled that in mild weather the burner, or draft damper, operates frequently but only for short periods.

3. The blower should operate until the furnace is cooled; otherwise heated air will circulate by gravity through the nearest registers, or those highest above the furnace.

4. The ideal method of operation, therefore, is that in which the blower operates for prolonged periods and stops



Courtesy American Artisan

Figure 8. Split system using tile floor ducts, a modification of system in Fig. 5

only when the temperature of the circulating air is so low that gravity circulation becomes negligible.

The above results can be obtained if the heating contractor will make the following adjustments, which are given in more explicit terms in Manual No. 7 issued by the National Warm Air Heating and Air Conditioning Association.

1. Set the blower for the lowest possible speed to give a temperature rise of 100° F. through the furnace.

2. When all the warm air registers are at the high sidewall location, the fan switch should be adjusted to start the fan when the bonnet air temperature has reached about 110° F., and to shut off at about 25° F. lower than the starting temperature. When any warm air registers are located at the low wall, baseboard, or floor locations, slightly higher air temperatures will usually be required. The fan switch should be adjusted to start the fan when the bonnet air temperature has reached about 130° F., or slightly less, and to shut off at about 25° F. below the starting temperature.

Developments in equipment

1. *Furnace and flue.* The major trend in furnace design is toward the use of more compact units. This is particularly true with regard to gas-fired and oil-fired equipment. In hand-fired coal furnaces the trend is toward the development of the smokeless combustion units.


Lightweight flues made of Transite and vitreous enamel are available, primarily for gas-fired equipment.

2. *Standardization of ducts and fittings.* The National Warm Air Heating and Air Conditioning Association has issued Manuals No. 5 and 7, which specify the standardized sizes of ducts and fittings manufactured by the industry.

One interesting development in duct installation is the use of a uniform-sized trunk duct from the furnace to the end of the trunk. The branches may be taken off the side or the top of this extended plenum. The apparent advantage of this duct arrangement consists in ease of fabrication and improved appearance.


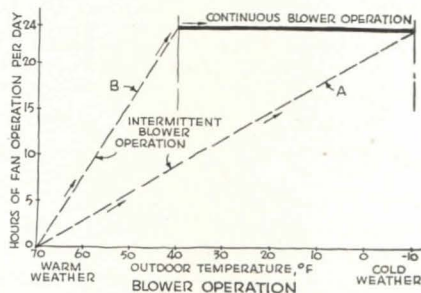
3. *Registers.* Ceiling diffusers or outlets, which were formerly made for large rooms, are now being produced in smaller sizes adapted to domestic heating. At least two companies are developing warm air registers equipped with a thermostat which will regulate the heat delivery into the room depending upon the heat demand.

From this brief survey of some of the trends and developments in warm air heating practice, it may be concluded that intensive research is being conducted toward the ultimate goal of securing a compact, low-cost, flexible unit which will cover the diverse requirements of present day home construction.



Professors F. M. Lescher and D. B. Lindsay, Architects

Figure 9, above. The newly completed Warm Air Heating Research Residence at the University of Illinois, where comparative performance tests are beginning Figure 10, right. Continuous blower operation is best for cold weather; "B" is better than "A". Below: a modern forced warm air furnace, with lightweight flue and single-sized trunk supply duct





HOUSE LIGHTING TAILORED FOR TELEVISION

HOUSE lighting becomes an increasingly important element of architectural design as a result of the growing emphasis upon built-in lighting and acceptance of fluorescent lighting to augment incandescent. A parallel might be drawn with the trend in house furnishings, away from out-of-the-moving-van pieces toward built-in cabinet work that is an integral part of the house.

Photos on this and the facing page were taken in the model rooms of the Sylvania Lighting Center in New York. While few architects will incorporate in a single house all of the lighting devices shown, the rooms are intended as a proving ground for the wide range of utilitarian and decorative effects possible when lighting is "designed-in."

Incandescent sources are not dispensed with, but the fluorescent shapes lend themselves conveniently to concealment in coves, over valances, under shelves, and behind glass panels. (For design details of similar lighting, see Time-Saver Standards, ARCHITECTURAL RECORD, May, 1947, pp. 151-153.)

Forecasting the future when television may be a feature of the average house, designers paid special attention to lighting the living room. Instead of grouping furniture around the screen, a special television set was designed with a screen that can be swung up and down or sideways to suit viewing conditions from various points within the room. Consequently some of the room occupants can follow television while others read or play cards. Low-brightness backgrounds are provided for the television screen; and "black light" units, which bring out fluorescent colors in the treated carpet, furnish minimum "safety" lighting when room is darkened for extra-clear television reception.



Living room lighting is a blend of fluorescent and incandescent: accent and general lighting furnished by built-in fluorescent lamps behind bookshelf moldings; extra light for reading from floor and table lamps that combine incandescent bulbs with the new circular fluorescents. Recessed in the mirrored wall is a lighted aquarium, providing a low-brightness background for the movable television screen. For minimum lighting when the room is darkened for special television reception, "black light" units concealed beneath cabinets and behind furniture activate fluorescent-treated carpet

(Below, left): light for reading in bed comes from a semi-indirect unit that also lights the wall above; and from fluorescent lamps concealed in glass side panels behind the shallow bookshelves. General lighting is furnished by a concealed fluorescent above the window valance. (Below, right): the combination study-office is lighted by 64-in. fluorescents concealed in the wall cove, which provide 25 footcandles of light throughout the room. The incandescent downlight recessed in the ceiling gives an extra 80 footcandles for occasional close work. The mural is edge-lighted Plexiglas



(Above, left): strong yet glareless light in the bathroom comes from the lighted column of etched glass beside the mirror, augmented by lamps concealed above the ribbed glass partitions. (Above, right): a system of direct and indirect fluorescent lighting in the kitchen gives plenty of light without shadows or brightness contrasts between work surfaces and their surroundings. Strips of concealed lamps follow the perimeter of the kitchen. Low-brightness lighting is from lamps mounted in the top of the glass-doored wall cabinets; direct lighting from lamps recessed below the cabinets

DESIGN OF WOOD BEAMS AND JOISTS

By Odd Albert, Structural Engineer

THE Wood Joist and Beam Analysis Charts on the three following Time-Saver pages have been devised as a guide for the selection or analysis of wood members for different spans and loading.

To determine what size wood joist is suitable for a certain design problem, first determine the load per linear ft. of joist, using Table I, below. It is assumed that the previously determined load per sq. ft. is evenly distributed.

Given the load per linear ft., span, maximum allowable working stresses for the type of wood contemplated (Table II), and allowable deflection (Table III), the charts will show minimum joist size that meets requirements for fiber stress in bending (Chart A), horizontal shear (Chart B), and deflection (Chart C).

Example 1: What is the minimum size joist, of Douglas Fir, Coast Type (Dense Structural), spaced 24 in. on centers, spanning 18 ft., with an

evenly distributed load of 110 lb. per sq. ft.?

Using Table I, below, we find the equivalent linear load is 220 lb. per linear ft. Table II lists allowable working stresses for this type wood as 1800 lb. per sq. in. for fiber stress and 105 lb. per sq. in. for horizontal shear. In Table III, the allowable deflection for an 18 ft. span is shown as 0.60 in.

Turning to Chart A, a line can be drawn upward from 220 lb. to 18 ft., denoting the span, and projected horizontally to the right.

A line is then drawn upward from the allowable fiber stress of 1800 lb. per sq. in., until it meets the horizontal line. The joist size to the left of this meeting point, 2 by 16 in., is the minimum size that will meet this requirement.

The same procedure is then repeated with Charts B and C, using the figures for shear (105 lb. per sq. in.) and deflection (0.60 in.). Mini-

mum joist size that will meet requirements for shear is found to be 3 by 12 in.; and for deflection, 3 by 14 in. Minimum joist size that will meet all requirements, therefore, is 3 by 14 in.

Example 2: The charts can also be used to check whether a joist of a certain size, type of wood, spacing, and span is within allowable limits for stress, shear, and deflection.

For example, can a joist, 3 by 14 in. of Yellow Pine, Dense Short Leaf, spaced 16 in. on centers, with a span of 20 ft., be used to carry a uniformly distributed load of 105 lb. per sq. ft.?

Table I shows that this load is the equivalent of 140 lb. per linear ft. of joist (interpolating between 133 and 160 lb.). On the following pages, Chart A shows a fiber stress of approximately 1052 lb. per sq. in.; Chart B, a horizontal shear of 59 lb. per sq. in.; and Chart C, a deflection of 0.59 in. Tables II and III below, indicate that these figures are within allowable limits.

TABLE I — LOAD PER LINEAR FT.

Evenly Distributed Loads in Lb. per Sq. Ft.:

| Spacing | 40 | 60 | 80 | 100 | 120 | 140 | 160 | 180 | 200 |
|--|----|-----|-----|-----|-----|-----|-----|-----|-----|
| Equivalent load in lb. per linear ft.: | | | | | | | | | |
| 12" | 40 | 60 | 80 | 100 | 120 | 140 | 160 | 180 | 200 |
| 16" | 53 | 80 | 107 | 133 | 160 | 187 | 213 | 240 | 267 |
| 20" | 67 | 100 | 133 | 167 | 200 | 234 | 267 | 300 | 333 |
| 24" | 80 | 120 | 160 | 200 | 240 | 280 | 320 | 360 | 400 |

TABLE III — ALLOWABLE DEFLECTION

(Based on 1/360 of Span)


| Span | Deflection | Span | Deflection |
|--------|------------|--------|------------|
| 8'-0" | 0.27" | 14'-0" | 0.47" |
| 8'-6" | 0.28" | 15'-0" | 0.50" |
| 9'-0" | 0.30" | 16'-0" | 0.53" |
| 9'-6" | 0.32" | 17'-0" | 0.57" |
| 10'-0" | 0.33" | 18'-0" | 0.60" |
| 10'-6" | 0.35" | 19'-0" | 0.63" |
| 11'-0" | 0.37" | 20'-0" | 0.67" |
| 11'-6" | 0.38" | 22'-0" | 0.73" |
| 12'-0" | 0.40" | 24'-0" | 0.80" |
| 13'-0" | 0.43" | 26'-0" | 0.87" |

TABLE II — ALLOWABLE WORKING STRESSES
Administrative Building Code of the City of New York.
(In other localities, consult your local building code.)

| Species | Grade or Quality | Bending Extreme Fiber Stress | Horizontal Shear |
|----------------------------------|---------------------------------|------------------------------------|---------------------|
| Yellow Pine, Long Leaf | Merchantable 1905 | 1600 | 125 |
| " " " " | No. 1 Common | 1200 | 125 |
| Yellow Pine, Dense Short Leaf | " | 1200 | 125 |
| Douglas Fir, Coast Type | " | 1200 | 70 |
| Oak, Red and White | Sound Square Edge | 1200 | 100 |
| Hemlock, West Coast | No. 1 Common | 1050 | 60 |
| Cypress, Tidewater Red | Common Structural | 1050 | 80 |
| Redwood, California | Heart Structural | 1050 | 60 |
| Spruce, Red, White, and Sitka | Merchantable or No. 1 Common | 1000 | 70 |
| Yellow Pine, Long Leaf | Prime Structural | 1800 | 125 |
| Douglas Fir, Coast Type | Dense Structural | 1800 | 105 |
| Yellow Pine, Long Leaf | Str'l Sq. and S'nd | 1600 | 125 |
| Douglas Fir, Coast Type | Structural | 1600 | 90 |
| Redwood, California | Select Structural | 1320 | 70 |

CHART A • STRESSES

ASSUMPTION: UNIFORMLY DISTRIBUTED LOADING IN LB. PER LINEAR FT. OF BEAM



(Continued on page 133)

Designed exclusively for ARCHITECTURAL RECORD
and copyrighted by Odd Albert C.E. M.S

PRODUCTS for Better Building



Aluminum framing and sheathing are used in prefabricated arch-roofed structure

ALUMINUM PREFAB

The *Alumi-Drome* is an all-aluminum arch-roofed structure, first erected in quantity in the Aleutians and along the Alcan Highway during the war. Standardized units used in its system of framing and sheathing are now on the market, for general use wherever a quickly erected, weathertight utility building is needed. Size of the standard building is 36 ft. by 60 ft., but can be varied in length by multiples of 6 ft. The individual arch sections of lightweight aluminum can be raised into position after assembly on the ground, and are anchored to a concrete foundation extending 1 ft. above ground level. Longitudinal members lock into the arches to form a rigid structural framework. Sheathing sheets are flanged at both sides into channels that bolt to the framing members; ends fit into tight S-type locking members. Main arches are spaced at 6 ft. intervals; intermediate framing at 2 ft. intervals to receive the 2-ft. wide sheathing. Reynolds Metals Co., 2500 S. Third St., Louisville 1, Ky.

WINDOW FAN

The *Ventrola window panel fan* is reversible, motor and fan being quickly changed about in the mounting. Thus it may serve either as an exhaust fan in the kitchen or as an air intake in other rooms. It is lightweight and portable; adjustable to windows 25 to 35 in. wide; and measures 13½ in. high, and 6 in. deep. The window can be closed behind it. National Appliance Co., 4814 W. Vernor Highway, Detroit 9, Mich.

MULTI-BREAKER

Fuseless circuit breaker protection for small homes is provided by a new small-pole circuit-breaker, known as the *MO-4 Multi-Breaker*, also designed to provide a branch circuit load center for many larger installations. It combines four breaker poles that can be used as four

single pole circuits, and, by insertion of tie rod, can be converted to one or two double-pole three-wire solid neutral circuits. Both thermal overload and additional magnetic protection are provided as safeguard against overloads and short circuits. It carries a 50 amp. maximum solid main rating, with individual single poles rated at 15, 20, or 30 amp. Cutler-Hammer, Inc., 439 N. 12th St., Milwaukee 1, Wis.

WATER SOFTENER


A new water softener assembly is designed for houses and small commercial installations. Daily recharging or so-called regeneration of the water softening agent is accomplished by automatic flushing, controlled by a time clock set for an hour when there are few demands on the water system. Manual attention is required once every six to twelve months, when common rock salt used in the regeneration process is replaced. The unit is 15 in. wide, 26 in. long, and 54 in. high. Auto-Softener Distributing Co., 21137 Grand River Ave., Detroit 19, Mich.

PLASTIC MARBLE

In store modernization work, *Kompolite plastic marble floor* can be laid directly upon old wood flooring. *Kompolite* consists of a layer of variegated marble chips embedded in an oxide hardened matrix over a resilient base. Metal lath separates the base from the original floor. The Kompolite Co., Inc., 111-115 Clay St., Brooklyn 22, N. Y.

KEYLESS DOOR LOCK

There are no keys to lose or forget with *Preslok*, a push-button combination door lock. It is locked by the flip of a lever; and opened by tapping out the combination on four small buttons.




Keyless lock is opened by combination

Installation is said to require only a straight-through cut, in any standard 1¾-in. wood door. Security Lock Corp., Walden, N. Y.

TRIPLE-DUTY SINK

The *Thor Automatic sink unit*, Model 250 CD, combines facilities for the usual kitchen sink plus an automatic dishwasher and clothes washer. The utility section can be converted into either type of washer by installing the proper unit assembly, an operation said to take only a few minutes. The assembly not in use is stored beneath the sink. The clothes washer has a capacity of 8 lb. of dry clothes, and consists of an inner clothes tub, a balancer to reduce vibration, and an agitator. After washing, clothes are automatically rinsed in cold water and spun dry. The dishwasher accommodates table service for six, contains a stainless steel drum, dish racks, and a water distributor. Dimensions are 54 in. long, 25 in. wide, and 36 in. high at work surface. Electric Household Utilities Corp., 54th Ave. and Cermak Rd., Chicago 50, Ill.



On-the-ground welding speeds construction

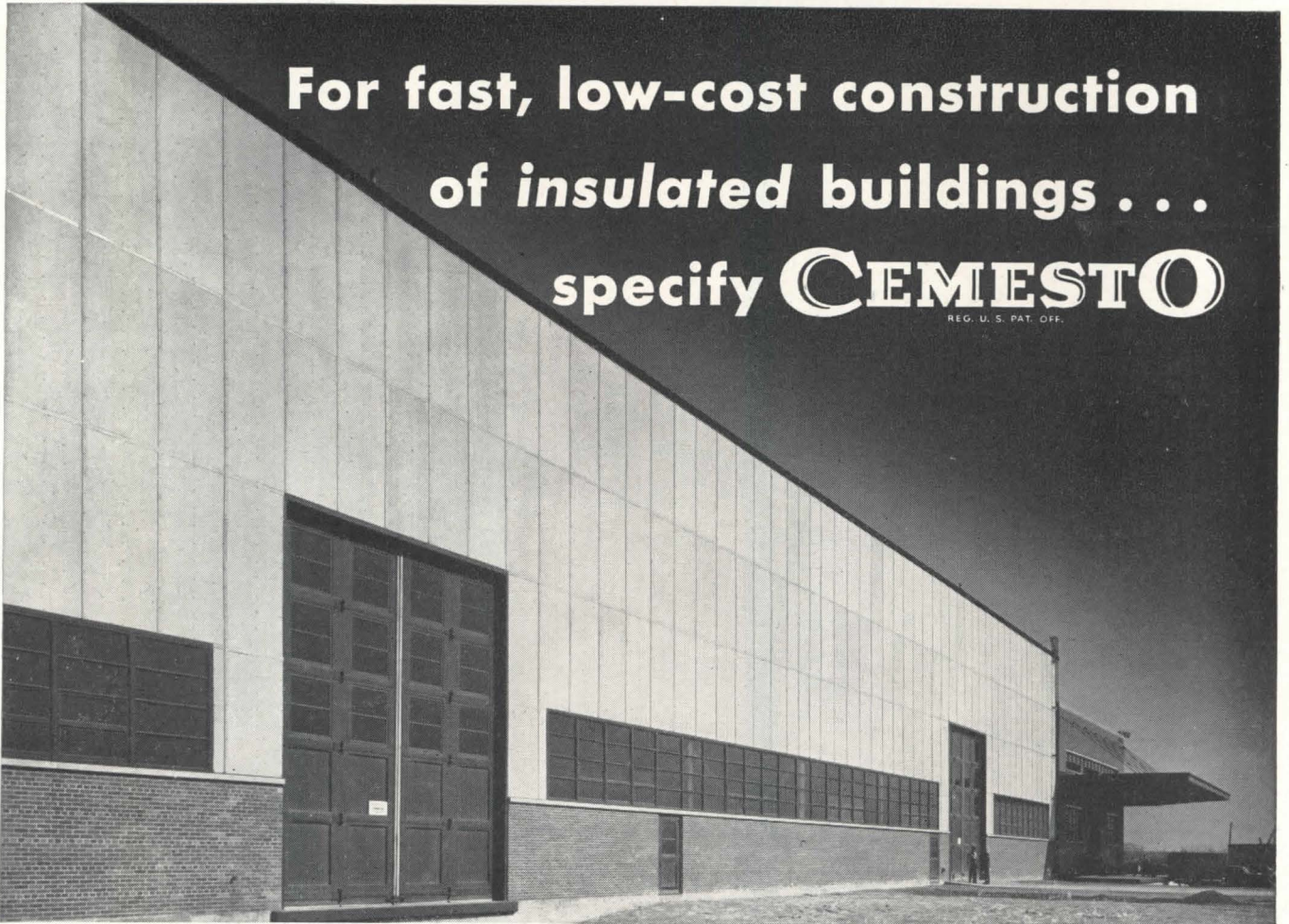
WELDED STRUCTURE

A system of welded studding, prefabricated in 10 ft. sections on the ground, is used in the construction of a light-load office building for the WKM Valve Company in Houston, Texas. The Bethlehem steel studs are lightweight, lattice-web, one-piece members with a minimum steel thickness of ⅛ in. They come in 3-, 4-, and 6-in. widths, with a 1¼-in. flange, and cut to specified lengths. When braced laterally, it is claimed they will support a safe load of at least 6000 lb. The I-beam studs are welded in a positioning jig into 10-ft. panels; then lifted into place and welded to the framework. Substantial savings in erection time are claimed for this on-the-ground method of welded fabrication. The Lincoln Electric Company, Cleveland 1, Ohio.



(Continued on page 150)

For fast, low-cost construction
of insulated buildings . . .

specify **CEMESTO**
REG. U. S. PAT. OFF.



Albert Kohn, Associated Architects & Engineers, Inc., Architect



SHOWN HERE are only a few of the many commercial and industrial buildings built better and faster with Celotex Cemesto Board.

Cemesto is perfect for speedy, low-cost construction of insulated buildings. It offers thermal insulation, weather resistance inside and out, structural strength and siding . . . all at *one low cost*. In addition, Cemesto core is Ferox-treated to resist dry rot, fungus growth and termites.

Cemesto comes in standard size sheets in 1 1/8", 1-9/16" and 2" thicknesses; can be easily cut to fit job conditions; can be attached by nailing to wood, by bolts or clips to steel.


Thus Cemesto is an ideal material for use in exterior walls, roof decks or interior partitions. It does not require painting, so maintenance costs are low.

Write the Architectural Sales Service Department for complete details illustrating several methods for applying Cemesto for roof decks, exterior walls or interior partitions.

If you wish to furnish plans to us, we will be glad to prepare shop erection drawings showing the exact size of Cemesto panels required, together with estimate on cost of material pre-cut to fit.

CEMESTO A PRODUCT OF **CELOTEX**
REG. U. S. PAT. OFF.

THE CELOTEX CORPORATION • CHICAGO 3, ILLINOIS



Lighting layout problems
CALL ON OUR ENGINEERING SERVICE

Day by day—year by year, our designers and engineers are busy solving lighting problems. A wealth of experience, knowledge, and ideas has been accumulated in their brains and their files.

They know how to accomplish the most under any conditions, no matter how unusual they are. They may have the answers to many questions

at their fingertips. They can save you long hours of planning and experimenting and will assure your buildings the latest advancements in lighting.

This service is yours for the asking. Send for our nearest representative and tell him your needs. We'll do the rest.

Day-Brite Lighting, Inc., 5465 Bulwer Avenue, St. Louis 7, Mo.
 Nationally distributed through leading electrical supply houses.
 In Canada: address all inquiries to Amalgamated Electric Corp., Ltd., Toronto 6, Ont.

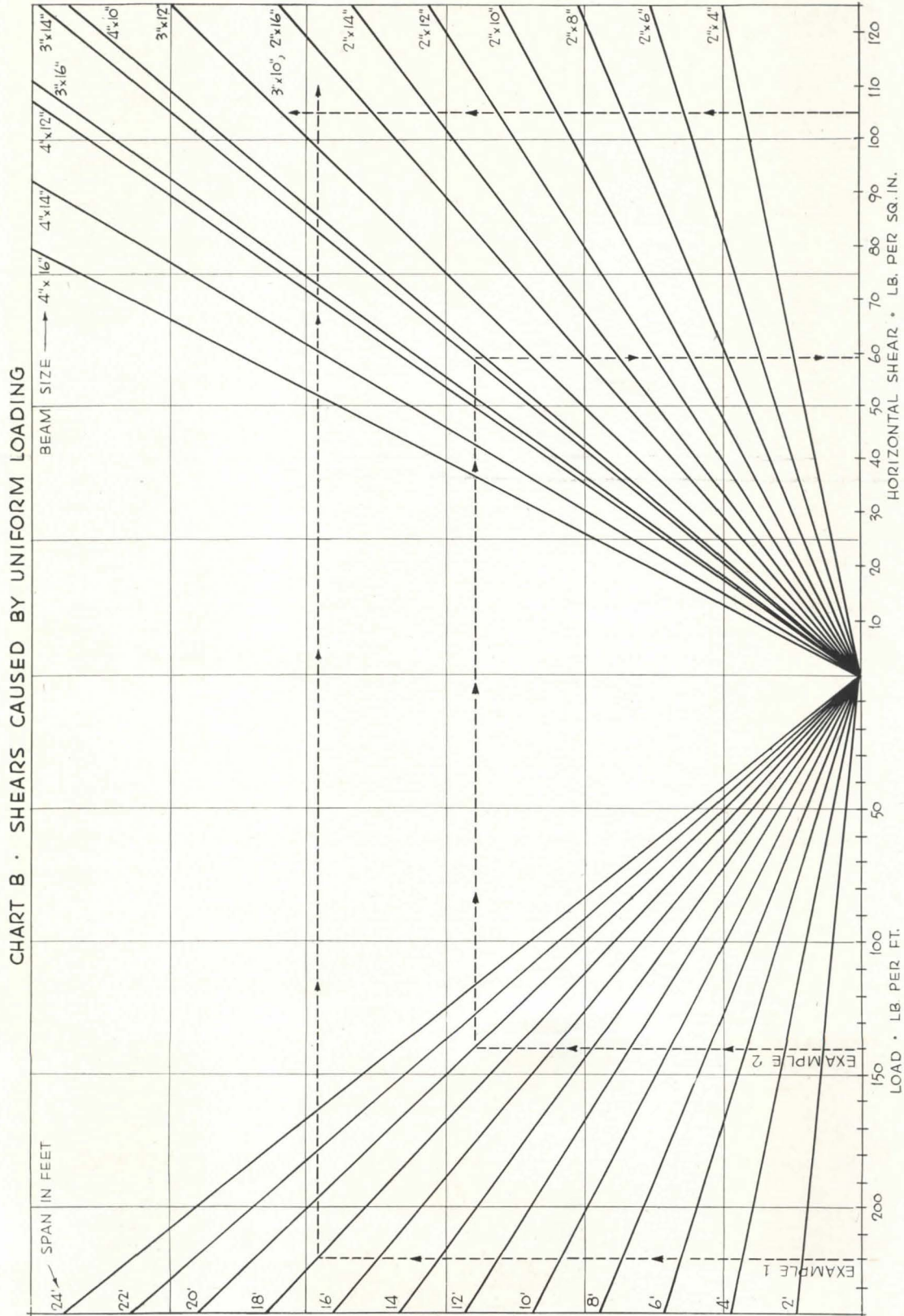


366

IT'S EASY TO SEE WHEN IT'S
DAY-BRITE
Lighting

DESIGN OF WOOD BEAMS AND JOISTS (Cont. from page 129; cont. on page 135)


By Odd Albert, Structural Engineer



Designed exclusively for ARCHITECTURAL RECORD and copyrighted by Odd Albert, C.E., M.S.

EXTRA

EXTRA



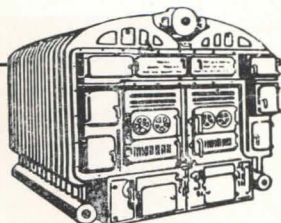
"Extra . . . Extra, Read all about it!"

H. B. Smith Cast-Iron Boilers are packed with *extra* heating surface . . . you can read all about it in H. B. Smith literature. The *extra* that means real fuel economy is in the many *more* square feet of *direct* fire surface packed into H. B. Smith boilers.

Match this heating surface with that of any cast-iron boiler of equal grate area and you'll see why H. B. Smith boilers extract more value from each fuel unit burned. Conventional cast-iron boilers have *single* water tubes on either side of the fire pot; large H. B. Smith boilers have *two* vertical tubes, leading

into many other vertical and lateral tubes that are packed with water backed surface. That means all the flue gases get a chance to scrub along this *extra* heating surface, *more* heat units are transmitted to the water.

That, too, is why H. B. Smith boilers are outstandingly efficient for automatic firing. There is plenty of heating surface to efficiently absorb the heat generated by intense, blast-like oil, gas or stoker flames . . . even at peak firing rates. *Extra* H. B. Smith heating surface is your guarantee of economical boiler operation.



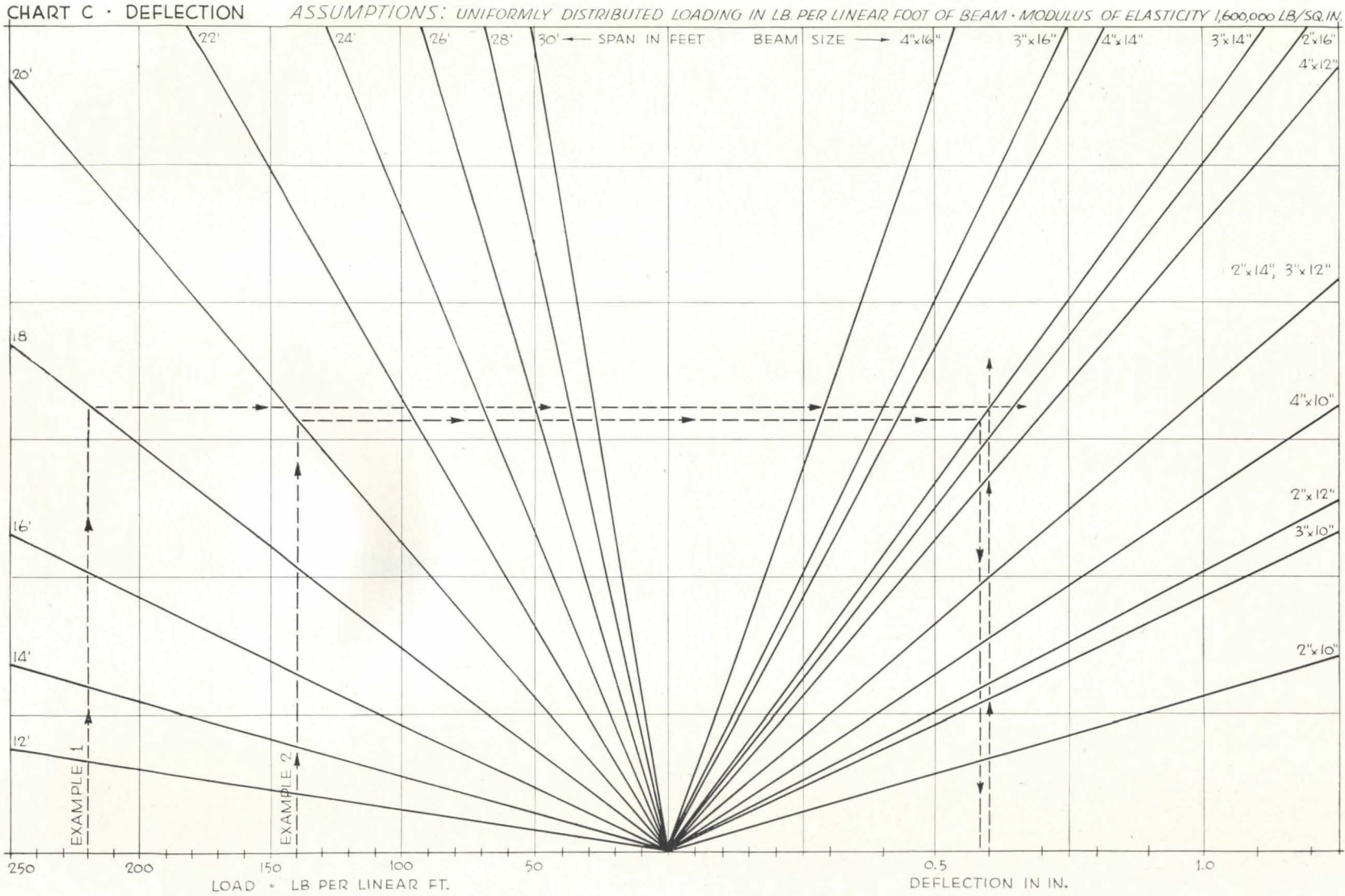
H.B.
Smith
CAST-IRON BOILERS

THE H. B. SMITH CO., INC., 62 Main Street, Westfield, Mass. Offices and Representatives in Principal Cities

DESIGN OF WOOD BEAMS AND JOISTS

(Continued from page 133)

By Odd Albert, Structural Engineer



Designed exclusively for ARCHITECTURAL RECORD
and copyrighted by Odd Albert C.E. M.S.

MANUFACTURERS' LITERATURE

AIR CONDITIONING

Application Engineering Standards for Air Conditioning for Comfort. Booklet incorporating text and tables covering design load factors, ventilation and infiltration, occupancy, heat gains, transmission coefficients, air distribution, and capacity specifications. 15 pp. Air Conditioning and Refrigerating Machinery Assn., Southern Bldg., Washington 5, D. C. \$1.00.

(1) Control Humidity if You Want Comfort From Air Conditioning; (2) Humidity Control Is More Important In Your Plant Than You May Realize. Booklets explaining operating principles and application details of the Kathabar System of Selective Humidity Control for residential air conditioning and industrial processing applications. 8 pp. each, illus. Surface Combustion Corp., Toledo 1, Ohio.*

Positive Airflow Control (Bulletin AD). Describes Aerofuse Damper No. 4 designed for use with Aerofuse Ceiling Diffuser for control of air distribution in heating, ventilating, and air conditioning systems. Engineering data gives details and dimensions of dampers, and installation instructions. 6 pp., illus. Tuttle and Bailey, Inc., New Britain, Conn.

ASBESTOS-CEMENT BOARD

Corrugated Asbestos Transite. Brochure describes physical characteristics of corrugated asbestos-cement sheet material for application to skeleton frame structures: specifications, typical applications, and cutting and fastening methods. 20 pp., illus. Johns-Manville, 22 E. 40th St., New York 16, N. Y.*

AWNING-TYPE WINDOWS

The Window of the Future. Booklet giving sizes, details, and specifications for a type of residential awning window, operated by worm and gear drive. 4 pp., illus. Gate City Sash and Door Co., Fort Lauderdale, Fla.*

DOORS

Kinnear Motor Operated Doors (Bulletin S-17). Descriptions, photographs, and mounting data for upward-acting doors and their electric operators and control stations; fire doors and shutters, bi-folding doors, and rolling doors. 8 pp., illus. The Kinnear Mfg. Co., 7000 Fields Ave., Columbus, Ohio.*

LCN Door Closers (General Catalog 11). Catalog of concealed and exposed types of door control equipment.

* Other product information in Sweet's File, 1947.

Concealed closers for improved doorway appearance include the following types: single-acting, overhead concealed; double-acting, overhead concealed; and single-acting, floor concealed. Selector table serves as guide in selection of best type for specific requirements, such as door width and type, and method of hanging. Installation photographs, diagrams, and specification data for each type and size of door closer. 32 pp., illus. Norton Lasier Co., 466 W. Superior St., Chicago 10, Ill.

ELEVATOR CONTROLS

Selectomatic Controls (B-3597-5M). Brochure outlining principles of "Selectomatic" elevator operation with automatic push button selection to meet three characteristic demands of elevator service: down peak, up peak, and off peak. 8 pp., illus. Westinghouse Electric Corp., P. O. Box 868, Pittsburgh 30, Penn.*

FLOOR COVERING

Armstrong's Linotile: A Resilient Flooring. Architectural specifications for installation of this type of tile flooring; and instructions for the flooring contractor. 12 pp., illus. Armstrong Cork Co., Lancaster, Penn.*

HOUSE ACCESSORIES

Leigh Building Products (Catalog 47-L). Lists and describes a wide range of products for home building: ornamental shutters, dust chutes, clothes chute doors, brick and foundation ventilators, attic and roof ventilators, built-in mail boxes, and milk and package receivers. 10 pp., illus. Air Control Products, Inc., Coopersville, Mich.

PENCILS

Eberhard Faber Catalog (1947 Edition). Lists complete line of pencils, erasers, and general writing materials, including items designed for draftsmen and renderers. 46 pp., illus. Eberhard Faber Pencil Co., 37 Greenpoint Ave., Brooklyn 22, N. Y.

INSULATION

An Analysis of Residential Fuel Savings Resulting From Insulation. Manual by manufacturer of wood fiber structural insulating board, analyzing fuel savings from varying amounts and types of insulation in both 1- and 2-story houses. Tables give fuel requirements for such houses; applied costs of materials per 1000 sq. ft. of area; and method of determining combined annual cost of fuel and insulation. 10 pp., illus. In-

sulite Div. of Minnesota and Ontario Paper Co., 500 Baker Arcade Bldg., Minneapolis 2, Minn.*

MERCURY LAMPS

Mercury Lamps in Industry. Facts about G-E mercury lamps for lighting medium- and high-bay industrial interiors; illustrations showing typical installations; table listing physical and electrical specifications of the AH-9 (3000 watt) and AH-1 (400 watt) mercury lamps. 8 pp., illus. Lamp Dept., General Electric Co., Nela Park, Cleveland 12, Ohio.*

BATHROOM PLANNING

Modern Bathroom Plans. A collection of 34 plans developed with a three-fold purpose: (1) to suggest a good plan for a family bathroom; (2) to show economical combinations of rooms and fixtures; and (3) to obtain bathroom efficiency in minimum areas. 16 pp., illus. Plumbing and Heating Industries Bureau, 35 W. Wacker Drive, Chicago 1, Ill. 10 cents.

BELL SYSTEMS

Auth's Place in Housing (Bulletin 162.) Booklet aiding in the selection of mail boxes, telephone systems, non-electrical door chimes, and bell systems for all types of dwellings. 8 pp., illus. Auth Electric Co., Inc., 34-20 45th St., Long Island City, N. Y.

PIPE AND FIN COILS

Rempe Engineering Data Book: Pipe Coils, Fin Coils. Guide prepared for design engineers and draftsmen to help in the design of coils for heating and cooling applications, with specific data on dimensional limitations, coil development formulae, and heat transfer factors. 34 pp., illus. Rempe Co., 340 N. Sacramento Blvd., Chicago. \$1.50

SINKS

Monel Sink Bowls. Illustrated folder giving complete details on standard seamless Monel sink bowls; specifications, blueprints, and photographs of single and double-size bowls; also, information about a cup-type sink bowl strainer. 4 pp., illus. The International Nickel Co., Inc., 67 Wall St., New York.

STORAGE UNITS

Fabricon Storage Units. Booklet depicting built-in storage units for making maximum use of walls and partitions in houses; views of actual installations. 16 pp., illus. Fabricon, 4601 E. Fifth St., Austin, Tex.


UNDERPASSES

Manual of Underpasses and Service Tunnels. How to design and build underground passageways, with data on sizes and shapes of openings and avail-
(Continued on page 158)


WHEN THE PROBLEM
IS
GREASE

THE ANSWER IS
Josam
CASCADE
GREASE INTERCEPTORS

GREASE in waste water eventually means trouble for the plumbing system. In homes, restaurants, hospitals, hotels, and schools where GREASE is a by-product of cooking... in industrial plants, rendering plants, and packing houses where GREASE is a by-product of manufacturing, this GREASE is a costly hazard. JOSAM GREASE INTERCEPTORS eliminate this hazard completely. There is a type and size for every purpose... so, for complete protection against GREASE problems, rely on a JOSAM GREASE INTERCEPTOR! Send for free copy of the authority on GREASE INTERCEPTION, JOSAM MANUAL "A".




Series "J" Grease Interceptor. All cast iron for Domestic and Commercial Service, capacity up to 40 GPM; for installation on floor or recessed in floor.




Series "JL" Grease Interceptor. All cast iron for Dish-washer Service, capacities to 30 GPM; for installation on floor or recessed in floor.

Josam
FLOW CONTROL
Guarantees
MAXIMUM GREASE
INTERCEPTOR EFFICIENCY

One feature of every JOSAM GREASE INTERCEPTOR is a Flow Control to regulate the flow of waste water to the interceptor, and to assure 90% or more grease interception efficiency.




Series "JP" and "JR" Grease Interceptor. All steel for Commercial and Industrial Service, capacity up to 150 GPM; for installation recessed in floor.



Series "JN" Grease Interceptor. All steel for Commercial and Industrial Service, capacity up to 150 GPM; for installation on floor.

Series "PH" Grease Interceptor. All steel with skimming valve for Packing House Service, capacity up to 1000 GPM.



JOSAM MANUFACTURING COMPANY

General Offices, Ferguson Bldg., Cleveland 14, Ohio • Plant, Michigan City, Ind.

Representatives in all Principal Cities

JOSAM-PACIFIC CO., San Francisco, California
West Coast Distributors

EMPIRE BRASS COMPANY, LTD., London, Ontario
Canadian Distributors

Member of the Producer's Council



See our Catalog in Sweets'.

JOSAM MFG. CO., 302 Ferguson Bldg. Cleveland 14, Ohio

Please send me Josam Manual "A" on Grease Interception.

NAME

FIRM

ADDRESS

CITY.....STATE.....



TELLING MANAGEMENT ABOUT **DUNHAM** PRODUCTS

**TO PROTECT YOUR
PROPERTY INVESTMENT**

**ROUTE THIS
MESSAGE TO
YOUR BUILDING
MANAGERS**

From _____

**THERE IS A DUNHAM PRODUCT TO MEET
EVERY REQUIREMENT OF THE Heating System**

Radiator Traps • Radiator Valves • Float and
Thermostatic Traps • Closed Float Traps • Equipment • Strainers • Unit Heaters • Vacuum and Condensation Pumps

**AN EXAMPLE OF THE WAY DUNHAM ENGINEERS DEVELOP
NEW WAYS OF MAKING YOUR
PROPERTY PAY GREATER DIVIDENDS**

DUNHAM
DIFFERENTIAL HEATING
MEANS BETTER HEATING

Simplified baseboard heating for small homes and multiple dwelling units. A new type heating system that offers complete comfort with reduced installation cost. A pipe is simply run around the outside wall of the house and sections of fin radiation are placed under windows. These are installed behind an attractive baseboard of modern design having concealed louvers that make for complete cleanliness and efficient radiant heating. C. A. DUNHAM COMPANY
450 East Ohio Street, Chicago 11, Illinois

**"THERE IS A DUNHAM
PRODUCT TO MEET EVERY
REQUIREMENT OF YOUR
HEATING SYSTEM"**

Radiator Traps • Radiator Valves • Float and
Thermostatic Traps • Closed Float Traps •
Bucket Traps • Vacuum and Condensation
Pumps • Convector • Unit Heaters, Base-
board Heating System • Control Equipment

Dunham research and practical heating engineering experience stands behind every Dunham product. The installation of Dunham products in modernizing any heating system steps up efficiency and provides operating economies. C. A. DUNHAM CO., 450 E. Ohio St., Chicago 11, Ill.

P-1147-2/3E

DUNHAM
HEATING MEANS
BETTER HEATING

THE RECORD REPORTS

(Continued from page 16)

volving gypsum products. Price restrictions are based on an old line of patent cases freeing from Sherman Act suit products made under patent license and sold at prices fixed in the license agreements. The Department is trying to get the court to over-rule itself; if it succeeds, many building components, particularly in the fixture field, will perhaps be repriced.

Construction Studies Progress

The series of reports by President Truman's Scientific Research Board reveals construction studies in progress. The National Bureau of Standards, for instance, has under way inquiries into measurement of heat transfer of insulating materials and conductivity of selected building structure units; investigations of heating devices and systems, chimneys, air filters, and refrigerating machines; fire testing of heavy timber and mill construction and other building material including fabrics and interior finishings.

The Bureau also is analyzing paints, varnishes and lacquer, and is making a study of bituminous materials with special attention to improving asphalt-prepared roofings. It has under way as well a broad program of plumbing research, including a study of mixed air and water flow in typical plumbing systems.

The Commerce Department's Office of Technical Services has six projects primarily concerned with the development or standardization of procedures and building components to save waste and simplify building. Too, it is concerned with the Industry Engineered House, clay products standardization, lathing and plastering, tile, basement floors, spandrel wall construction, K-vener, air conditioning, and control of weathering and moisture vapor transmission.

Other Agencies Active

Other recent developments among federal agencies include:


1. The Department of Agriculture announces that six new farmhouse plans "designed for modern rural living" are now available. Drawn up by agricultural engineers, architects and home economists of the Department in cooperation with state agricultural colleges, they are suitable for use in some localities in almost every region of the country. Working drawings may be obtained at the state colleges or the Department of Agriculture, Washington, D. C.

2. The new Housing and Home Finance Agency has released a new pub-

(Continued on page 140)

Get the drop on voltage drop

with Bulldog Lo-X BUStribution DUCT



**DESIGNER & INSTALLER
DATA:**

A ten-foot standard ventilated section of 1000A, 3 Phase 4 Pole Lo-X feeder duct. At 90% power factor, voltage drop per Ampere per foot is .0000255 Volts. Carrying rated load of 1000A, temperature rise will be 26°C above ambient.

VOLTAGE drop can be figured—and so can temperature rise—even before a feeder system is installed.

The answer to these critical power distribution problems lies in Bulldog Ventilated Lo-X BUStribution DUCT. And what do these problems mean to your clients? Just this:

- 1 Underpowered equipment can't operate efficiently. At ten percent under voltage, induction motors have 19% less maximum running torque. And incandescent lights yield 30% less illumination!
- 2 High temperatures shorten the life of any distribution system and needlessly increase electrical costs.

What to do about it:

Be sure that operating voltages and temperatures are curbed to insure peak performance by specifying Bulldog Ventilated Lo-X BUStribution DUCT. Unique, superior design minimizes voltage drop and temperature rise. Prefabrication makes it possible to predetermine both factors.

Call a Bulldog Field Engineer for full information. Or, write Bulldog direct for descriptive literature.

Bulldog manufactures Vacu-Break Safety Switches—SafToFuse Panelboards—Superba and Rocker Type Lighting Panels—Switchboards—Circuit Master Breakers—“Lo-X” Feeder BUStribution DUCT—“Plug-in” Type BUStribution DUCT—Universal Trol-E-Duct for flexible lighting—Industrial Trol-E-Duct for portable tools, cranes, hoists.

Detroit 32, Mich. Field Offices In All Principal Cities. In Canada: Bulldog Electric Products of Canada, Limited, Toronto



BULLDOG
ELECTRIC PRODUCTS COMPANY



(Continued from page 136)

lication, "Performance Standards," to provide a uniform basis for measuring the adequacy of building materials and home construction methods. It proposes performance standards for structural elements such as floors, walls, partitions, ceilings and roofs, and deals with insulation requirements.

3. The U.S. Tariff Commission has issued a report on softwood lumber in its series on War Changes in Industry, prepared at the request of the House Ways and Means and the Senate Finance Committees. It makes the following pertinent comment: "The war has left behind a situation which will greatly influence the lumber industry at least for some years to come. Limitation of civilian construction during the war built up a huge backlog of demands for residences; in addition, railroads, farms, and manufacturing plants of all kinds will for some years require much more softwood lumber than they used before the war. From the standpoint of the long-term public interest, the United States will face an increasingly important conservation problem as a result of the heavy drain on United States forests which will be required to supply the postwar demand."



ON THE CALENDAR

Sept. 17-Nov. 23: Exhibits, "The Architecture of Mies Van der Rohe" and "One Hundred Useful Objects of Fine Design," Museum of Modern Art, New York.

Nov. 9-14: 40th Convention, National Association of Real Estate Boards, San Francisco, Calif.

Nov. 10-13: 25th Annual Convention, The American Institute of Steel Construction, Inc., Roney Plaza Hotel, Miami Beach, Fla.

Nov. 10-29: Exhibition of paintings by Lillian Dubin and sculpture by Wolfgang Behl, Bertha Schaefer Gallery, 32 E. 57th St., New York City.

Nov. 17-20: 14th Annual Meeting, National Association of Housing Officials, Hotel New Yorker, New York.


Nov. 19-23: Louisiana State Housing Exposition, Louisiana State University Agricultural Center, Baton Rouge, La.

Nov. 22-Dec. 4: Scalandre Exhibition (textiles), School of Architecture and Allied Arts, University of Oregon, Eugene, Ore.

Dec. 1-27: Group Show of Painting, Sculpture and Pottery, Bertha Schaefer Gallery, 32 E. 57th St., New York City.

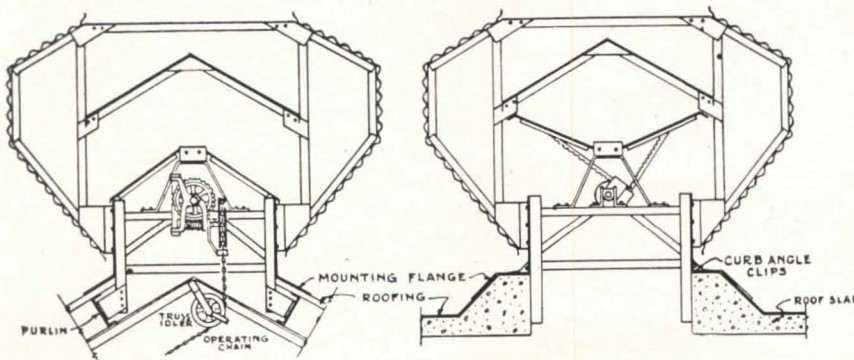
Dec. 2-5: Annual Meeting, American Society of Mechanical Engineers, Chal-

(Continued on page 142)



SPEED PRODUCTION WITH THE ECONOMICAL BURT MONOVENT

This highly efficient ventilator may be installed on any type roof to exhaust heat, smoke and fumes the entire length of the building. Its simplicity and heavy construction assure extremely long, trouble-free life with practically no maintenance expense. The Burt Monovent may be the solution to your ventilating problems. Write Burt—now—for further details.



TYPICAL MOUNTING FOR PITCH ROOF. Showing Damper closed and Operator Control.

MOUNTING FOR CURB ROOF. Showing Damper open with Rack and Pinion Operators.

WRITE FOR CATALOGS AND DATA SHEETS

The **BURT MFG. Co.**

48 E. South Street

Akron 11, Ohio, U. S. A.

VENTILATORS • LOUVERS • OIL FILTERS AND SHEET METAL SPECIALTIES



He puts the Name before the number

This man is a wise and experienced planner. He is recommending switches for a client's new building. Because he is wise and experienced he says "G.E. 2841."

That number represents to him (and to thousands of other architects and builders) a fine-quality switch with outstanding features of construction that will assure long, efficient service on practically any job.

But the name represented by the G.E. before the catalog number means a lot more to him. It means engineering skill, manufacturing ability, a reputation for quality. It means General Electric, a leader in the electrical industry. And it means satisfied clients.

This man (and thousands like him) knows that whether he is specifying switches or outlets, fuses or fluorescent accessories, sockets or other wiring devices, he can say General Electric with confidence in his own judgment.

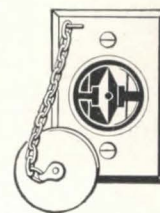
If you have been content to specify merely "wiring devices," take a tip from a great many satisfied users, and specify "General Electric Wiring Devices" from now on. Your clients will respect your preference for the brand that gives them long-term satisfaction.

WIRING DEVICES by
GENERAL  ELECTRIC
 say "G.E." and he'll agree

Wiring Briefs from your G-E Distributors

Are you familiar with the great variety of products in General Electric's full line of wiring devices? Do you know the interesting features that help to make them easy to use and safe to specify? Keep an eye on this column, and you may discover a lot of useful facts and information. We'll keep dishing them out for you.

When you're planning for farm buildings, summer camps, warehouses, garages and other light construction, remember that General Electric makes a full line of surface wiring devices that is easy to install and that provides long service. The line includes switches, convenience outlets, lamp-holders, and junction boxes. All are strongly made, light in weight, and resistant to moisture and corrosion. Use them for BX* or Braid-X* cable installations, or for knob and tube wiring. All General Electric surface wiring devices are fully approved by the Underwriters' Laboratories, Inc. Ask us for a descriptive folder.



Permanent, weatherproof protection for outdoor lighting is provided when you specify or use General Electric's flush outdoor outlets. A rubber mat under the plate, and a special protecting cap for the outlet connection keep rain and moisture out of the box. These specially designed devices are recommended for patios, breezeways, and other inside or outside locations where installations may be subject to excessive moisture. Other special outlets for clock and telephone connections are also available.

It's easy to add an extra flourish to your residential wiring plans. General Electric combination devices will please your clients, and will give them a touch of "something special" that they'll remember and appreciate for years to come. There are many such devices in the big G-E line. Here are a few typical examples, to be specified as your client's requirements suggest: (1) flush switch, convenience outlet, and pilot light; (2) switch or outlet, with pilot light; (3) radio and convenience outlet combinations. There is a variety of other combinations.



If you want additional information on these, or other G-E Wiring Devices, ask us — your General Electric Merchandise Distributor — or write to Section D-62-115, Appliance and Merchandise Department, General Electric Company, Bridgeport 2, Connecticut.

*Trade-mark Reg. U. S. Pat. Off.

(Continued from page 140)

fonte-Haddon Hall, Atlantic City, N. J.

Jan. 10-29: "Arts of Early People," exhibition from the anthropology collection of the University, School of Architecture and Allied Arts, University of Oregon, Eugene, Ore.

Jan. 12-16: 2nd National Materials Handling Exposition, Public Auditorium, Cleveland, Ohio.

Jan. 26-29: 5th All-Industry Refrigeration and Air Conditioning Exposition, Public Auditorium, Cleveland, Ohio.

CONSTRUCTION IS UP

Sharp gains in contracts awarded in August for construction in the 37 states east of the Rocky Mountains were reported by the F. W. Dodge Corp. Total value of the contracts awarded was the highest since the postwar peak attained in May, 1946, and was greater than the total for either June or July of this year, establishing a significant and uniquely heavy upward trend.

The August total was 25 per cent greater than that for July, and 21 per cent greater than that for August last year. This increase was sufficient to reduce the eight months' comparison with the corresponding period in 1946 to a loss of only 7 per cent from the 11 per cent decrease shown at the end of seven months.

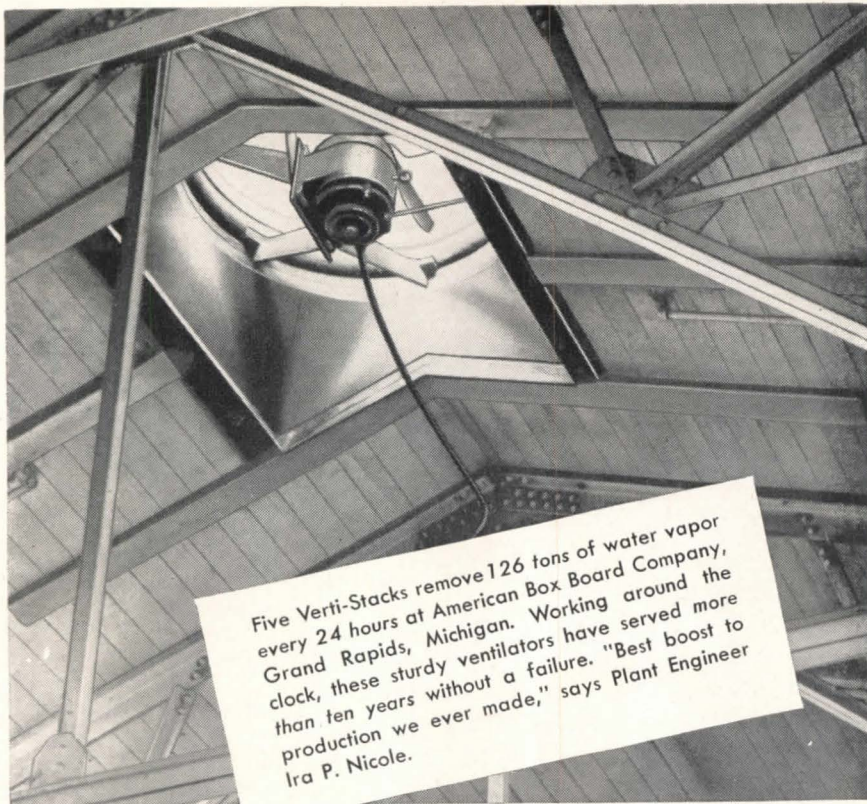
The August volume of contract commitments was higher in all major classifications of construction than in July or in August of last year. Nonresidential building showed a gain of 15 per cent over July and 37 per cent over August, 1946. Residential volume was up 28 per cent over July and 9 per cent over August of last year, while public works and utilities contracts showed gains of 35 per cent over July and 21 per cent over August of 1946.

PRODUCERS' COUNCIL MEETS

Building volume is on the upgrade, costs are stabilizing, materials shortages are disappearing, the productivity of labor is improving, building time is being shortened, and the quality of new building is getting back to normal. Such was the encouraging picture painted by David S. Miller, newly elected president of the Producers' Council, at the Council's annual meeting held in New York last month.

"That is the picture which our industry must start telling to the public," said Mr. Miller. "Instead of spending our time answering those who for one reason and another have been critical of the building industry, let's tell the story of our rapid recovery. Let's tell

(Continued on page 144)



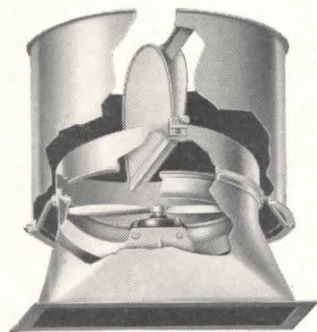
Five Verti-Stacks remove 126 tons of water vapor every 24 hours at American Box Board Company, Grand Rapids, Michigan. Working around the clock, these sturdy ventilators have served more than ten years without a failure. "Best boost to production we ever made," says Plant Engineer Ira P. Nicole.

VERTI-STACKS

GIVE POSITIVE AIR CIRCULATION

When you're designing factory ventilation, give your clients the many notable advantages of Propellair Verti-Stacks. Powerful suction exhausts dust, fumes, moisture, and heat high above the roof . . . pulls in clean air at worker level . . . *boosts plant productivity.* And in hot summer weather, Verti-Stacks operated during the night *quickly sweep the entire building* with fresh, cool air—leave it *right* for a vigorous morning start.

Scientifically designed



Butterfly dampers open and close automatically; offer negligible resistance to high-volume, high-velocity air flow.

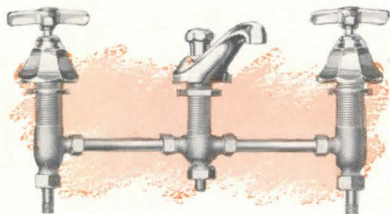
Propellair ventilating equipment is based on *proved engineering principles.* Airfoil section fan blades *pull* as they *push*, like an airplane wing—evenly distribute the load from tip to hub. Tireless . . . highly efficient . . . *job-proved* on countless applications. Types, sizes, and mountings meet all needs. For roofs, walls, windows, ducts, and with floor stands or pedestals. Let us send you full details.

PROPELLAIR
 DIVISION OF ROBBINS & MYERS • INC.
 SPRINGFIELD • OHIO

Salter
**MASTERPIECE
 LAVATORY
 FIXTURES**
 add distinction
 on every
 Installation

671 right—Masterpiece Center-Set Lavatory Fixture for 4" center openings with code spout having anti-splash attachment. Complete with the new easy to install Salter snap-lock pop-up waste. The graceful appearance of this fixture is accented with metal Art Line handles and all exposed parts are polished chrome finish. Long life "EZE" close valve construction assures years of trouble free service. One piece specification ingot body complete with 1/2" I. P. S. shanks, 1/4" I. P. S. tailpieces, tailpiece nuts and lock nuts. 1 1/4"x4" waste tailpipe.

670 Same as 671 less pop up waste but with bead chain and hard rubber stopper.



367 above—Masterpiece Lavatory Fixture has 12" three piece body with copper tube valve connections which are easily adjustable to fit 3 opening lavatories with holes in line or offset. Four arm metal indexed handles, code spout and new, easy to install, snaplock pop-up waste. All exposed parts are polished chrome finish. Renewable "EZE" close seats with inverted stuffing box valve construction.



371—Masterpiece Lavatory Fixture with Art-Design indexed handles and complete with snap-lock pop-up waste. Long life "EZE" close valve construction. For lavatories with 4" center openings. 1/2" I. P. S. shanks, 1/4" I. P. S. tailpieces, with tailpiece nuts and lock nuts.

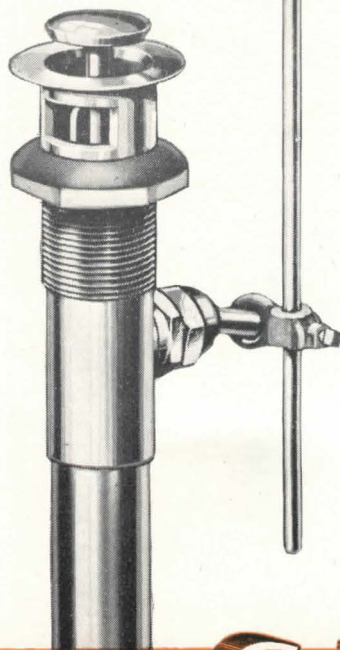
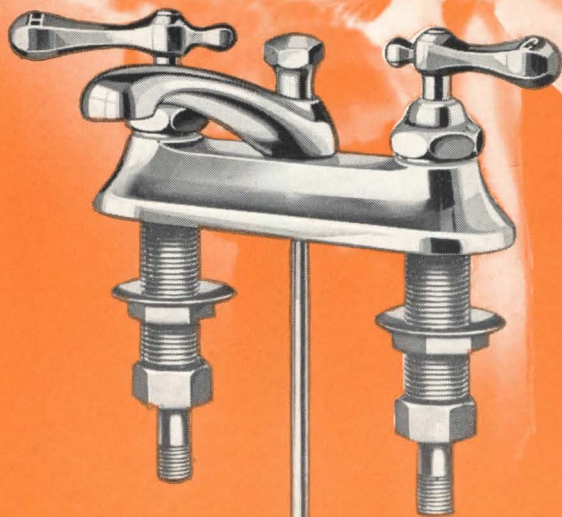


258D above—Regular Code Pattern Lavatory Faucet with four arm metal handle, snap-on index. Polished chrome finish.

458 left—Two Piece Basin Plug with 2" flanged top, bevelled edge. Complete with bead chain, hard rubber stopper and washer. 17 gauge chrome plated 5" brass tail-piece.

COMING SOON ... a new line of faucets to tickle your sales.

*Beautiful in
 any setting*
**AND UNEXCELLED FOR
 "EZE" CLOSE SERVICE**



To add that extra touch of appearance and distinction to any lavatory installation, specify Salter Masterpiece Fixtures. A variety of patterns including the 4" centerset fixture above with full code spout, also adjustable three piece fixtures on 12" centers, makes it possible to please every customer's individual tastes. Plumbers will tell you that the improved Salter snaplock pop-up waste with its fool-proof positive action is unparalleled for easy, time saving installation. All patterns are also available less waste but with bead chain and stopper. To become more familiar with the variety of available lavatory fixtures, faucets, drains etc., write today for the new Salter Deluxe Catalog. It will also acquaint you with the many other exclusive Salter fixtures for the bath, kitchen and laundry. You will quickly see why Salter "Masterpieces in Brass" are today's quality fixture line.

H.B. Salter MFG. CO.

MASTERPIECES IN BRASS

10 Ninth Street, Marysville, Ohio

and division THE GLAUBER BRASS MFG. CO., Kinsman, Ohio

the public how we have overcome our handicaps and, one by one, have solved or made a fine start on solving, our problems. We have real accomplishment to hold up before the American people."

Among other speakers at the two-day meeting and exhibit of new building products was George N. Thompson, assistant chief of the Building Technology Division of the National Bureau of Standards, who reported progress in the modernization of local building codes

as a result of the growing acceptance of standard code provisions developed by building code officials. Tyler S. Rogers, retiring Council president, commented that the greatest contribution which the federal government can make in the field of housing and construction is to help the building industry speed up the adoption of modular coordination and the principles of the Industry Engineered House program. "These projects will do more to lower buildings costs,"

Mr. Rogers said, "than anything else which is being proposed today. At the same time, both projects mean better quality in construction."

MILD RECESSION IN '48?

A mild business recession beginning next spring was predicted by the majority of 100 economists polled recently by F. W. Dodge Corp.

Seventy-five of the economists expected a recession in 1948, 21 did not, and four expressed no opinion. Of those predicting the recession, 41 believed it would be mild, 19 expected it to be "moderately serious," and 11 "serious." There was a wide division of opinion as to when it would begin, but February and March were most frequently mentioned.

Despite this general expectation of a business recession, the majority of the group polled anticipates a greater dollar volume of construction contracts in 1948 than this year's. Industrial production is expected to remain stable or decline from the 1947 level, and employment is foreseen as approximately stable to lower in 1948 as compared with this year. The index of wholesale commodity prices as established by the U. S. Bureau of Labor Statistics is expected to continue to rise through December, but to be down by August, and down further by the end of 1948.

NEW COMPETITION

The Second Annual Sign Design Competition, offering a total of \$1000 in cash awards, has been announced by the National Electric Sign Assn. Four awards and six honorable mentions will be given for the best electric sign designs submitted as a solution to the problem presented in a photograph of a corner drug store. For further particulars, address National Electric Sign Assn., 224 S. Michigan Ave., Chicago 4, Ill. The contest closes Dec. 1, 1947.

FINLAND NEEDS BOOKS

An appeal for technical books and periodicals for the Teknillinen Korkeakoulu (Technical Institute) of Finland has been received from Arthur E. Morgan, member of the American Friends Service Committee. The Institute's library was bombed during the war and totally destroyed.

Gifts of such periodicals and books should be marked for the Institute of Technology, Helsinki, and sent to the Legation of Finland, 2144 Wyoming Ave., N.E., Washington, D.C.

AT THE COLLEGES

Two dormitories

First step in the Illinois Institute of Technology's huge development program on Chicago's near south side will be two dormitories for men students.

(Continued on page 146)

Blodgett
FIRST AGAIN WITH MONEL
Ovens





The No. 959, one of 22 Blodgett models now also available in Monel

Now you can buy Blodgett's De Luxe No. 900 Series ovens in #35 MONEL, including complete exterior and all interior surfaces normally subject to corrosion (except shelves). This gleaming, polished metal adds to Blodgett's other famous features:
Longer life Greater beauty Amazing cleaning ease
Freedom from service worries. Write today for descriptive folder.

THE G. S. BLODGETT CO., Inc.
 50 LAKESIDE AVE. BURLINGTON, VERMONT

How To Cut Costs Without Cutting Corners



AGTAIR TYPE R

*The Only Air Diffuser
Especially Designed for*

ACOUSTICAL CEILINGS

Acoustical Tile, Perforated Steel, or Glass Brick ceilings? Then specify the logical air diffuser—Agitair Type R. It's the only diffuser made in standard sizes to fit acoustical ceilings. Think of the all-around savings with this standardized unit that fits every acoustical ceiling.

And Agitair Type R gives you 100% control of air distribution — with no drafts, no blank corners, no hot spots, no cold spots. Patented

construction permits Agitair Type R to be assembled into numerous patterns which divide the air and discharge it noiselessly in one, two, three or four directions in proportion to the area served.

On that next air diffuser specification — can you afford to overlook the beauty, efficiency, and all-around savings of Agitair Type R?

Write for Complete Data

AT **KEY POINTS IN AIR CONDITIONING—AGITAIR SERVES BEST**



1 FILTERS 

2 DIFFUSERS 

3 EXHAUSTERS 

DIRECT-FIRED HOT GAS GENERATING FURNACES 

AIR DEVICES, INC. • 17 EAST 42nd STREET • NEW YORK 17, N. Y.

construction of which is to proceed immediately. Each of the 4-story walkup buildings will house 109 students in 51 double and seven single rooms.

Exterior of the dormitories will be cream brick to coincide with the new classroom buildings designed for Illinois Tech by Ludwig Mies van der Rohe, head of the college's department of architecture. Skidmore, Owings and Merrill are architects for the housing units in the campus development, which

eventually will include 12 dormitories identical with the first two, six apartment buildings, a community building and dining hall, and faculty housing.

Appointments


Newest appointment to the department of architectural engineering at Washington State College is E. Michael Czaja as associate professor. Mr. Czaja, a licensed architect of New Jersey and Ohio, was director of Architecture Studio

at Bennington College, and has worked with Antonin Raymond, and Eliel and Eero Saarinen.

The Virginia Polytechnic Institute has announced the following appointments to the faculty of the department of architecture: Heinrich H. Waechter, recently with the Boston Architectural Center and Leland and Larson, Architects, as associate professor of design; Henry H. Wiss, formerly of Clemson College, associate professor of design; Charles S. Worley, formerly assistant head of the Building and Structures Section of the REA, associate professor of design.

At the Rhode Island School of Design recent appointments include: Ernest H. Lichtblau, architect and industrial design, as professor of interior design; and Louis B. Wetmore, Senior Planner for the City of Providence, as lecturer in the field of planning.

IMPLEMENT OF ARCHITECTURE



The skill of Schlage craftsmen is evident in every Schlage lock. Their experienced hands expertly guide precision machinery through exacting Schlage manufacturing processes. This ideal combination of modern machines and skilled craftsmen provides locks that give a long life of dependable operation.

SCHLAGE
LOCK COMPANY
 SAN FRANCISCO • NEW YORK

ORIGINATORS OF THE CYLINDRICAL LOCK

ELECTIONS

E. G. Bailey, vice president of The Babcock and Wilcox Co., New York, has been elected president of The American Society of Mechanical Engineers.

Roy A. Shipley, president of the National Fireproofing Corp., Pittsburgh, Pa., has been reelected president of the Structural Clay Products Institute. Reelected with Mr. Shipley were: Joseph A. Brown, Baltimore Brick Co., Baltimore, Md., vice president; W. Gardner Long, New England Brick Co., Boston, treasurer; and J. J. Cermak, Washington, D.C., secretary.

The Philadelphia Chapter, Pennsylvania Society of Architects of the A.I.A., has announced election of the following officers for the year 1947-48: *president*, Howell Lewis Shay; *vice presidents*, John S. Carver and George Daub; *secretary*, F. Spencer Roach; *treasurer*, Lloyd Malkus; *recorder*, Theodore Clattenburg; *directors*, J. Roy Carroll, Jr., George S. Koyl, H. Barrett Pennell, Walter H. Poole, and Harry G. Stewart.

OFFICE NOTES

Offices Opened, Reopened

Harry L. Alper, Architect, has reopened his office for the general practice of architecture at 565 Fifth Ave., New York 17. Mr. Alper specializes in commercial, residential and store work.

Clifford L. Coleman and Melissa M. Coleman have opened an office for the general practice of architecture under the firm name of Coleman & Coleman, Registered Architects, in Landisville, Penn.

Leslie A. Hoffman has resigned as chief engineer of the American Tube and Stamping Plant of The Stanley Works and has organized the firm of Leslie A. Hoffman, Engineering-Consultants, of

(Continued on page 148)

Cantilevers and Tubular Columns Make Possible Unusual Design




Fig. 1. The new Bond Building. Architect is Walker & Weeks, Cleveland.

By William B. Miller, C. E.
Cleveland, Ohio

THE architectural design of the new Bond Building (Fig. 1), erected on a downtown corner in Cleveland, makes use of cantilevers and some tubular columns. Arc welding was called upon frequently in fabricating the unusual structural forms.

A continuous, saw-tooth ground floor show window plan extends, unobstructed by any exterior columns, around both street sides, over which is a continuous marquee. The marquee and exterior portion of the 3-story building are supported by means of cantilevers from the main interior columns.

Fig. 2 is a sectional sketch of the cantilever construction over the show window. The 18" x 20" plates connecting the hanger and the wind bracing (labeled "A" in the sketch) were position welded

in the fabricating shop, and the angle hangers were field welded to this plate with $\frac{3}{8}$ " fillet welds after the marquee cantilevers were aligned. "Fleetweld 5" electrode was used for all welding on this job.

To give the marquee a slight upward slant (exaggerated in Fig. 2), the main marquee cantilever beams were bent in the shop by flame-cutting part-way through at point "B", bending, then welding the triangular gap, reinforcing the bottom flange with a welded splice plate. The top flange was not cut in order to facilitate fabrication.

As can be seen in Fig. 1, the corner of the building above the marquee line is rounded and extends over the main entrance. Tubular columns are used in this rounded corner to facilitate fabrication of beams framing radially and tangentially into the columns. Fig. 3 is a portion of the corner bay on the third floor, showing radial cantilever beams which are shop-fabricated by coping out, bending and welding.




Fig. 3. Cantilever beams in corner bay at third floor level.




Fig. 4. Welding soffit plates of the canopy.

The clean-cut lines of the marquee and the decorative canopy over the top of the building were made possible by arc welded fabrication. The canopy frame is constructed entirely of steel using 10" I beams of various weights to give a flush surface top and bottom. Top plates $\frac{1}{4}$ " thick and soffit plates $\frac{3}{16}$ " thick were attached to this frame by welding. The soffit plates, erected first, were tightly clipped to the I beam flanges with stud-welded clips, then arc welded to the flange from above (Fig. 4).

After the soffit plates were completely welded, the deck plates were positioned, tack welded and continuously welded to the I beams, the weld metal filling in the $\frac{1}{4}$ " gap between plates and making a watertight job. The joints between the soffit plates were then welded continuously (Fig. 5). The welds were ground to a smooth flush surface. The open rings in the canopy were shop-fabricated by forming $\frac{3}{8}$ " plate into a cylinder and fillet welding it to cut-out top and bottom plates.

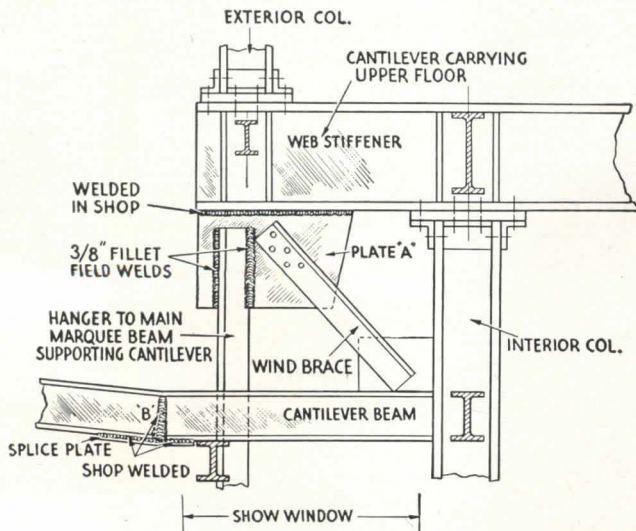


Fig. 2. Section view of cantilever construction over show windows which supports marquee and exterior columns for upper floors.




Fig. 5. Finish-welding underside of the canopy.

The above is published by LINCOLN ELECTRIC in the interests of progress. Structural Design Studies are available free to architects and engineers. Write The Lincoln Electric Company, Dept. 265, Cleveland 1, Ohio.

1115 Main St., Bridgeport 3, Conn.

Julian K. Jastremsky, Architect, has opened offices at 19 W. 44th St., New York, N.Y.

Eliot Noyes, Industrial Designer, has opened an office at 438 E. 88th St., New York 28, N.Y. Mr. Noyes, formerly director of the Department of Industrial Design at the Museum of Modern Art, New York, and design director for Norman Bel Geddes and Co., is sharing office space with Marcel Breuer, Archi-

tect. He and Mr. Breuer will serve as consultants for each other in their respective fields.

New Addresses

The following new addresses have been announced:

Carl Frederik Brauer, A.I.A., 120 E. 65th St., New York 21, N.Y.

J. R. Davidson, Designer, 548 S. Barrington Ave., Los Angeles 24, Calif.

Frantz & Addkison, Architects (Ran-

dolph Frantz, A.I.A., William L. Addkison, A.I.A., and Charles B. McElroy), State and City Office Bldg., Roanoke, Va.

Sanford W. Goin, A.I.A., 634 E. Church St., Gainesville, Fla.

Purchasing Division of the District of Columbia, Room 4026, East Administration Bldg., 300 Indiana Ave., N.W., Washington 1, D.C.

Frederick I. Sather, A.I.A., 9822 N.E. Second Ave., Miami 38, Fla.

Firm Changes

Announcement has been made of the association of William Howard Edie, A.I.A., with the firm of Bamberger and Reid (Sidney Bamberger, Structural Engineer, and John Lyon Reid, A.I.A., Architect.) Address: 417 Market St., San Francisco 5, Calif.

L. A. Ferris and Graham Erskine have announced an association for the practice of architecture and engineering under the firm name of Ferris & Erskine, Architects and Engineers, with offices at 577 LaRue Ave., Reno, Nev.

Ernest R. Hanson, formerly associated with the Halowax Corp. and the Bakelite Corp., has joined the staff of Foster D. Snell, Inc., Consulting Chemists and Engineers, New York, to head up research and development in the field of plastics and rubber.

Frank Grad and Sons, Architects and Engineers, of 187 Market St., Newark 2, N.J., have announced that John Hans Graham, Architect, is now a member of the firm.

H. S. Nixon, Consulting Engineer, has announced the change of his firm's name to H. S. Nixon Engineering Co., with new offices at 306 W. O. W. Bldg., Omaha, Neb.

Harold S. Pawlan, Architect, has announced his association with the office of Sidney C. Finck, Architect, Suite 2226, 134 N. LaSalle St., Chicago 2, Ill.

Morris Sanders, Architect, has joined the Formica Insulation Co., Cincinnati, as consultant on plastics, product development and design.

Alfred Shaw, F.A.I.A., Architect, Carl A. Metz, A.S.C.E., Structural Engineer, and John Dolio, A.S.M.E., Mechanical and Electrical Engineer, have announced the formation of a partnership under the firm name of Shaw, Metz & Dolio, with offices at 208 S. LaSalle St., and 80 E. Jackson Blvd., Chicago.

CORRECTION

Credit should have been given to the Arch Roof Construction Company, Inc., engineers and contractors, for the photograph on page 118 of the April 1947 issue, showing the steel rib arch, as they were designers of the structure shown and they supplied the photograph to Bethlehem Steel Company.

THE ANSWERS TO ARCHITECTS' QUESTIONS ABOUT TILE

- Is it chipproof? A big YES, also won't crack or peel.
- Is it waterproof and fireproof? Absolutely, also impervious to alkali and resists stain.
- Is it light in weight compared with other kinds of tile? Yes, light as a feather.
- Is there a low cost advantage over other tiles? Metal Tile costs about one-half that of other tile.

You won't go wrong investigating Hastings Aluminum Wall Tile, the amazing ceramic-like tile, so easy to apply—goes over dry smooth surface with mastic cement as base.

Available in 12 beautiful colors: Gleaming White, Cream, Peach, Dubonnet, Apple Green, Dark Green, Canary Yellow, Black, Light Blue, Dark Blue, Ivory and Flame Red—from which virtually unlimited color combinations are obtainable.

SIZES: Field Tiles, 5" x 5"; Trim Tile, Cap., 2 1/2" x 5"; Stripe, 3/8" x 5"; Base 5" x 5". Also outside corners and wall plates for electrical outlets, available in matching colors.

For your closest distributor write our factory

METAL TILE PRODUCTS, INC.
HASTINGS, MICH.

HASTINGS ALUMINUM WALL TILE

JUST PUBLISHED

New handbook on Air Diffusion



**How to select, install and adjust diffusers
for greater control of air conditioning performance**

The new handbook contains the latest engineering data on air diffusion in general and the use of adjustable air diffusers as a positive means of eliminating drafts, hot spots, cold spots, poor humidity control, stratification, air noise, ceiling smudge and other complaints. It is profusely illustrated with photographs, sketches, charts and dimension prints for quick, accurate Selection—Application—Location—Assembly—Erection—Testing—Adjustment of Air Diffusers and of Accessory Equipment such as air equalizing grids, mounting rings and air sectorizing baffles.

FREE
to those who
design, install
and maintain
air conditioning
equipment



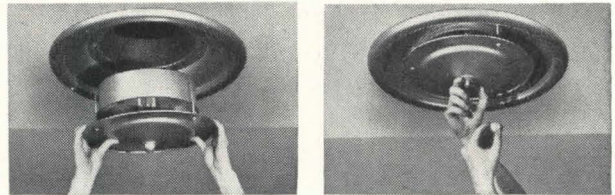
Illustration from handbook showing industrial application of Kno-Draft Diffusers.



Illustration from handbook showing how Kno-Draft Adjustable Diffusers blend with interior.

BEAUTY for an air diffuser lies in its simplicity and ability to blend with an interior. Kno-Draft Diffusers in their original aluminum furnish an interesting and unobtrusive decorative accent. Painted to match the ceiling, they become self-effacing. Because of this simplicity of design, Kno-Draft Diffusers blend easily with modern or period interiors.

UTILITY: The air direction and volume on each Kno-Draft Diffuser can be altered *after* installation. This eliminates the tough job of deciding everything about the air movement in advance. Also, you can change the air pattern with the seasons or when processes, people or partitions are relocated.



ECONOMY: Kno-Draft Adjustable Diffusers save time and money three ways. **1. Installation**—Special self-contained inner unit construction saves installation time—some contractors report up to fifty per cent. **2. Balancing**—Capacities of diffusers may be read directly and simply on a velometer and the air volume change can be made by simply turning a screw. **3. Adjustment**—No "after-installation" worry. Complaints are adjusted simply and quickly.

W. B. CONNOR ENGINEERING CORP.

Air Diffusion • Air Purification • Air Recovery

112 East 32nd Street



New York 16, New York

IN CANADA: Douglas Engineering Co., Ltd., 1405 Bishop St., Montreal 25, P. Q.

W. B. Connor Engineering Corp.
Dept. 5-17, 112 East 32nd Street
New York 16, New York

Please send me a copy of the new Kno-Draft Handbook on Adjustable Air Diffusers.

NAME _____

POSITION _____

COMPANY _____

STREET _____

CITY _____ ZONE _____ STATE _____

(Continued from page 130)

CEMENT ADMIXTURE

Portite is announced as an organic compound in liquid form which, when added in small amounts to cement, reduces the water requirements of the mix by 20 per cent or more, with reduced shrinkage and segregation. Larger amounts reportedly make the concrete waterproof. It is used in mortar to eliminate the need for lime and to produce strong waterproof joints with reduced efflorescence; in cement plaster,

finishes and stucco, to provide waterproof non-dusting surfaces. Hopper Products, Inc., 12 East 41st St., New York 17, N. Y.

HEATING Radiator Valve

Automatic temperature control is provided by a steam radiator valve that is soon to be marketed. The *Heat Timer Valve*, installed in place of the ordinary air valve, has a movable indicator that



Dial on radiator valve marks desired room temperature, and steam cut-off point

can be rotated until it points to the desired room temperature, ranging from 55° to 80°. The valve is said to allow steam to enter the radiator only when the room temperature is below the desired level. It can be installed on any one-pipe steam system. Heat Timer Corp., 160 Fifth Ave., New York, N. Y.

Gas Furnaces

The *Iron Fireman* line of automatic firing equipment has now been expanded to include radiant gas conversion burners, gravity gas furnaces, and forced circulation gas furnaces. Featured is a type of heating element which reportedly becomes highly radiant in absorbing the heat of the gas flame. The burner has horizontal gas ports in a stainless steel head; and is designed to preheat the air before mixture with the gas, for higher combustion efficiencies. Iron Fireman Mfg. Co., 3170 West 106th St., Cleveland 11, Ohio.

Air-Eliminator


The *B & G Airtrol System* is designed to eliminate the accumulation of air in hot water heating systems and consequent air binding in the system or waterlogging of the expansion tank. It has two basic parts, a boiler fitting and a tank fitting, whose combined function is to trap air in the compression tank and prevent its return to the boiler, piping, and heat distributing units. Bell & Gossett Co., Morton Grove, Ill.

PLYWOOD

The range of plywoods that are now available for store modernization and other decorative work includes oak, birch, maple, elm, walnut and gum; and imported woods, such as mahogany, primavera, zebra wood, avodire, de Oro, and rosewood. U. S. Plywood Corp., 55 W. 44th St., New York 18, N. Y.

(Continued on page 152)

STEEL JOISTS AND STUDS YOU CAN NAIL INTO LIKE WOOD



PATENTS PENDING

Builders everywhere have welcomed these improved steel sections. Adding **NAILABILITY** to the original Macomber Bar Joist now gives designers and builders one steel joist of universal application.

Shown above is the Macomber V-Type Bar Joist in a typical dwelling installation. Flooring is nailed directly to joists. More room is provided for pipe and duct work. Sizes are determined from standard Steel Joist Institute Loading Table. Made in Joist, Purlin and Stud sections.

Further information upon request. See our catalog in Sweet's 1947.



MACOMBER
CANTON • OHIO
MEMBER OF THE STEEL JOIST INSTITUTE

You can wear White Gloves with

CASTELL LOCKTITE

because your fingers need never touch the lead

Dig out the formal gloves you wore when you were married . . . bachelors may borrow a pair.

Hold your LOCKTITE point-down on the paper. Press button with your thumb, releasing clutch. Move the pencil up or down until you have the exact length of lead you want . . . now release button to retract clutch, which locks the lead in a bulldog grip.

Easy, wasn't it? Not a graphite particle on your spotless gloves. No smudge or smear on your drawing!

These two features—the one-hand release and the patented precision collet—make LOCKTITE America's foremost refill drawing pencil. These added to the A. W. Faber name, which is more than a name—it's a certificate of quality.



ORDER FROM YOUR DEALER TODAY

A.W. FABER-CASTELL
PENCIL COMPANY INC., NEWARK 4, N.J.

(Continued from page 150)


FORM STRIPS

A new method has been developed for forming bevels and decorative grooves on concrete surfaces by means of rubber strips attached to the forms instead of wood strips. The rubber is said to produce a smooth finish, free of blemishes, and can be used many times. The strips will be manufactured in various shapes and sizes for bevels and decorative treatment. They are attached to the form with a waterproof adhesive, and can be

removed without chipping the mortar. U. S. Rubber Co., Rockefeller Center, New York, N. Y.

GARAGE DOORS

A custom-built garage door service will supply doors built to specification for any size opening. Face can be either wood, aluminum, or steel, constructed on an extruded aluminum frame with an asphalt board backing for increased rigidity and insulation. Different types



Garage doors are built to specification

of hardware can be furnished. R. L. Taylor, Inc., 12480 Evergreen Rd., Detroit 23, Mich.

GLASS DOOR FRAME

A prefabricated metal door frame for use with Herculite all-glass doors comes as a complete factory-packaged unit. It is made of anodized extruded aluminum reinforced with steel channels and tie rods; available in 12 standard patterns and sizes. The assembly includes a checking floor hinge and top pivot, and comes ready to bolt into the rough door opening. Pittsburgh Plate Glass Co., 632 Duquesne Way, Pittsburgh, Penn.

ALUMINUM PANEL

Developed primarily as a material for storefronts and interiors, *Zourite* is an aluminum corrugated panel that comes in standard 20 ft. lengths, complete with edge and angle trim molding, for application (vertically or horizontally) to walls of wood, masonry, or metal. Tongue and groove joints are designed to provide for adjustments in width, and allowance for expansion, contraction, and building settlement. Suggested applications include exterior and interior walls, sign backing, ceilings, canopy soffits, bulkheads, pilaster facing, decorative panels, doors, counter facing, transom areas, and free-standing display screens. The Kawneer Co., Niles, Mich.

MODELS

A model building service has been announced, specializing in architectural scale models, floor layouts, industrial dioramas, and models of product design. Architectural Model Builders, Inc., Frankfort, Ill.

ALUMINUM WINDOW

The *NuEra* aluminum window is double hung, with narrow aluminum mullions in a large glass area. Several design
(Continued on page 154)

BARBER-COLMAN

The Barcol OVERdoor



A GOOD SOURCE FOR BIG OVERHEAD-TYPE DOORS

It takes *experience*, coupled with engineering and manufacturing know-how, to construct successfully BIG overhead-type doors like the 17 by 22-foot example shown in the picture. Barber-Colman can claim this experience because, in the 17 years we have been making Barcol OVERdoors, we have designed and built hundreds of large, non-standard-size doors for industrial plants, commercial buildings, municipal

installations, and other purposes. The specialized knowledge gained in this work is available to you when conditions call for big doors. With wide experience on thousands of "standard" installations as well, we are in excellent position to work with you on *all* your overhead-type door requirements. Write for descriptive literature. *Consult your Barcol representative for details.*


FACTORY-TRAINED SALES and SERVICE REPRESENTATIVES in PRINCIPAL CITIES



BARBER-COLMAN COMPANY
102 MILL ST. • ROCKFORD, ILLINOIS

H&H WEATHER -PROOF

OUTDOOR SWITCHES AND RECEPTACLES



Designed for outdoor applications — from porches and patios to factory platforms — and industrial inside installations subject to excessive moisture. No. 7886, — 2-gang unit, single-pole Switch and Receptacle, with cadmium-finished brass plate fitting over weather-tight rubber mat. No. 7981, — Single-pole Switch with cadmium-finished brass plate and weather-tight rubber mat. No. 7981-FS, — Switch for use with "FS"-type fittings for industrial jobs. Aluminum-sprayed steel plate with rounded edges; moisture-tight mat. (Above switches available also in double-pole, 3-way and 4-way.) No. 7890, — Duplex Receptacle with .060" gauge brass plate, metal caps, weather-tight rubber mat. No. 7792, — Single Receptacle with cadmium-finished brass plate, metal cap and weather-tight mat.


HART & HEGEMAN DIVISION

**ARROW-HART & HEGEMAN ELECTRIC
COMPANY, HARTFORD 6, CONN., U. S. A.**

*When the demand is for the BEST
Specify*

POWERS

Type H
**THERMOSTATIC
SHOWER MIXERS**



Mixer for Concealed Piping
Dial diam. 6"

*They Cost More . . .
They're Worth More*

The BEST in Safety, Comfort and Economy has been achieved in this famous Powers Shower Mixer. Failure of cold water supply instantly shuts off the shower. Regardless of changing *temperature* or *pressure* in supply lines, the shower temperature does not vary. Restricting the mixer's delivery does not interfere with its accurate temperature control. It is the *safest* mixer made.

*Many Tests Have Proved
Their Superiority*

Thousands of Powers Type H Mixers are now in use on shower baths, infant baths and hydrotherapeutic baths in military and private hospitals and on hospital ships. After careful tests leading builders of X-Ray and color film developing units have standardized on Powers Mixers — because of their extremely accurate and dependable control.


PHONE OR WRITE FOR BULLETIN 358-H

THE **POWERS**

REGULATOR COMPANY

Over 50 Years of Water Temperature Control
OFFICES IN 47 CITIES • SEE YOUR PHONE BOOK

Mixer for Exposed Piping
Dial diam. 3 1/4"



SIMPLICITY and rugged construction insure many years of efficient operation. Mixer body is made of bronze and parts subject to wear have hard chromium finish.

**Only One
Moving Part**



CHICAGO 14, ILLINOIS
2716 GREENVIEW AVENUE
NEW YORK 17, NEW YORK
231 EAST 46TH STREET
LOS ANGELES 5, CALIFORNIA
1808 WEST EIGHTH STREET


(Continued from page 152)

features are said to be unique in window construction. The aluminum movable jamb member can be advanced or retracted by gears operated by a handle and push-button lock. When the lock is in position, the sash slides up and down by fingertip pressure. In another position, the sash will swing entirely free of the frame, supported by a cord, so that it can be reversed for cleaning. Made in standard sizes, the window is supplied completely assembled, with

plaster grounds and shade brackets, trim, soffit, and hardware. An integral lintel eliminates need for separate support, and no flashing is required overhead or under sill. NuEra Window Co., Bedford, Ohio.

FIBER-CONCRETE BLOCK

A new type of concrete block, manufactured on conventional block-making equipment, uses a patented formula containing wood fiber and special



Special block can be worked like wood mastics. In size and appearance, *Mul-Kra Wonder Block* resembles regular concrete block, but is said to have much the same working properties as wood since it can be sawed, sanded, drilled, screwed, and nailed. Carl Kranz, c/o Marketing Associates, 904 Lapeer St., Saginaw, Mich.

SOIL STABILIZER

The *Vibroflotation machine* uses powerful vibrations and jets of water to pack loose sand or soil into a mass solid enough to support building foundations, water retaining dams, and heavy airport runways, according to a recent announcement by SKF Industries, Inc. The machine, weighing 2500 lb. and powered by a special G-E motor, can be attached to standard types of construction cranes. Originally built and tested in Europe, the first vibroflotation machine in the U. S. was recently constructed by the Baldwin Locomotive Works, Eddystone, Penn., developed and tested by Parsons, Brinckerhoff, Hogan & Macdonald, consulting engineers, N. Y., and Merritt, Chapman & Scott, general contractors.

PHOTO PROCESS

Kodagraph Autopositive Paper, is a new silver-sensitized type of paper for reproducing drawings on blueprint or direct-process equipment in normal room light, yielding a high-contrast positive copy direct from a positive original. Such copies are intended primarily for use as printing intermediates or "masters," and also as file copies. Use of this paper is said to eliminate the redrafting of worn, discolored, or opaque drawings, since it produces fine detail and high contrast. Either "print through" or "reflex" printing is used. Eastman Kodak Co., Rochester, N. Y.

THERMOMETER

The *Duo-Temp thermometer* is mounted in a clock-type housing that registers indoor and outdoor temperatures. Design is said to eliminate common error in outside temperature readings. Jas. P. Marsh Corp., 2073 Southport Ave., Chicago.

(Continued on page 156)

AMERICAN TILE & RUBBER CO.

AMERICAN TILE



Amtico

RUBBER TILE for

Long Lasting, Quiet, Beauty

The Architects' Choice—

Because of the unlimited possibilities for distinctive color combination—both color and arrangements of pattern are flexible.

Because it is durable and its color will not fade or wear off or be destroyed by cigarette marks.

Because it is resilient—so pleasant underfoot, its natural resiliency cushions each step and tones down surface noise.

Because it is easy to keep immaculately clean.


Because it is made in many beautiful, marbled colors.

Because it is available for immediate shipment.

Manufacturers of "AMTICO" RUBBER TILE FLOORING—Marble & Terrazzo Effects. "TRENT" RUBBER FLOORING—By the Roll, Plain and Marbled Colors. RUBBER MATS & MATTING—Plain & Designed Effects. RUBBER STAIR TREADS AND NOSINGS

TRENTON, N. J.

When your plans include an ORGAN INSTALLATION...



You'll find this Reference Manual most helpful and informative. A copy is yours for the asking!

A 16 page brochure covering features you must look for in any organ you specify: organ nomenclature; American Guild of Organists' playing specifications; relationship of tone, space and cost, acoustics, pipe organ vs. electronic organ; essential and auxiliary equipment; installation requirements and techniques.

... consider the COST FACTOR

Then specify with confidence

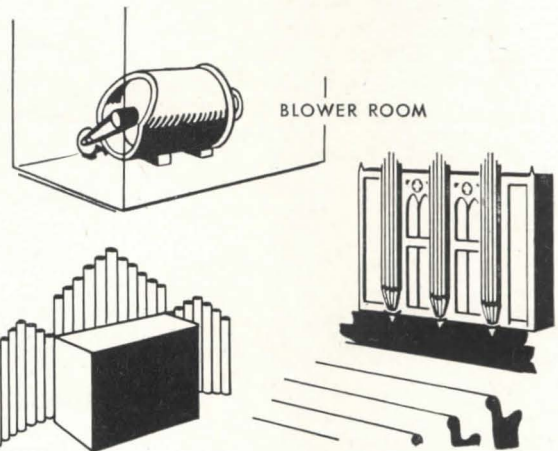
THE WURLITZER ORGAN

Series 20 Two-Manual
for Richness of Voice—
Fidelity of Tone

● Many clients who could very logically be expected to spend thousands of dollars for a fine pipe organ will find music by the Wurlitzer Organ adequately meets their every requirement. Thus, with a Wurlitzer Organ installation, the saving in money will enable you to plan finer, and in many cases larger, better equipped buildings. The saving in cost of installation, maintenance and space conserved for other purposes, make the Wurlitzer Organ doubly desirable.

On the other hand, for even the most modest project, the Wurlitzer Organ provides majestic, traditional music. The economy of both initial cost and maintenance, and the savings in space over large organ requirements offer vital advantages. Organ Division, The Rudolph Wurlitzer Co., North Tonawanda, N. Y.

Save these costly installations with no sacrifice in traditional tone



PIPE INSTALLATION

RECESSED ORGAN CHAMBER

THE RUDOLPH WURLITZER CO.
N. Tonawanda, N. Y., Dept. AR11.



Gentlemen:

Please send me, without obligation, your 16-page Reference Manual . . . "Important Facts On Organs And Their Installation."

Name.....

Company.....

Address.....

City..... Zone..... State.....

Modernization Progress — a Continued Story



Administration Building (left) and Shrine, Our Lady of Victory Homes of Charity, Lackawanna, New York.

A seven-year program to obtain maximum comfort and low cost heating operation with Webster Moderator Control is a feature of the successful management of the heating plant at Our Lady of Victory Homes of Charity.

During this period, Webster Moderator Control was installed in six buildings in this group.

In each of these "Controlled-by-the-Weather" Webster Moderator installations, Webster Radiator Supply Valves were fitted with expertly-sized Webster Metering Orifices. Automatic heating was assured by an Outdoor Thermostat and Webster Central Controls.

Founded by the late Father Baker, this great Catholic institution cut heating costs \$3,000.00 in one heating season and enjoyed better heating service with the Webster Moderator System of Steam Heating.

The long-range program for effective heating control is supplemented by a careful heating maintenance program which includes prompt replacement of inoperative trap interiors.

L. A. Cherry, of the Industrial Planning Company, Buffalo, has acted as Consulting Engineer in the modernization of Our Lady of Victory Homes. George E. Schank, Buffalo, served as heating contractor for many of these Webster Moderator installations.

We are ready to work with you as we have with this Webster Customer.

WARREN WEBSTER & CO., Camden, N. J.
Representatives in principal U. S. Cities : : Est. 1888
In Canada: Darling Brothers, Limited, Montreal


Webster

HEATING SYSTEMS

ARCHITECTURAL ENGINEERING

TECHNICAL NEWS AND RESEARCH

(Continued from page 154)



Adjustable guides for drawing curves

FOR DRAWING CURVES

A new drawing aid, called *Infinarc*, provides a guide for curved lines by means of wire forms, shapes of which are altered by moving either or both of two adjustment screws along slots in the base. The device consists of the 12-in. base and four preformed wire curves; which are interchangeable by snapping loops over the ends of the adjustment screws. Cook Specialty Co., Green Lane, Penn.

STANDARDS

Plumbing Fixtures

Just released is Commercial Standard CS2C-47, "Staple Vitreous China Plumbing Fixtures (Fourth Edition)," revised to bring it into line with latest developments in faucet hole spacing, water closet and urinal design; and colored ware; and the addition of flat-rim sinks and laundry trays. Superintendent of Documents, Washington, D. C. 10 cents.



Hardwood Plywood

A new Commercial Standard, CS35-47, "Hardwood Plywood (Third Edition)," provides minimum specifications for four standard types of hardwood plywood in four standard grades, covering tests, densities, thicknesses, lengths and widths, tolerances, workmanship, packing, inspection, grade marking and certification, ordering procedure, nomenclature, and definitions. Effective date for new production is announced as Feb. 20, 1947. Superintendent of Documents, Washington, D. C. 10 cents.

Adhesives

The American Society for Testing Materials has issued its first compilation of physical tests and definitions relating to adhesives, including a test for evaluating strength properties of adhesives in plywood construction: "A.S.T.M. Standards on Adhesives." American Society for Testing Materials, 1916 Race St., Philadelphia 3, Penn. \$1.25

Do Your Doors Offer E.E.?



"Electrified
Efficiency"

With the "electrified efficiency" of Motor Operated Kinnear Rolling Doors, you can speed up deliveries, keep door traffic moving faster, save time and labor, cut heating and air-conditioning costs by making it *easy* to close doors *promptly*. Push-button controls for each door can be placed at any point, with additional remote control switches if needed. In addition, these rugged, all-steel, upward-acting doors save *usable* floor and wall space . . . coil out of the way overhead, safe from wind or vehicles . . . add to fire and theft protection . . . stand up longer, with less care, under hardest use. Built to fit any opening in old or new buildings. Write:

The KINNEAR MANUFACTURING CO.
FACTORIES


1860-80 Fields Avenue • Columbus 16, Ohio
1742 Yosemite Avenue • San Francisco 24, Calif.

Offices and Agents in Principal Cities




KINNEAR

ROLLING DOORS

**Indoors... Outdoors... Today and 30 Years Ago...
ALUMINUM HAS PAID OFF ON MANY
INSULATED WIRE AND CABLE INSTALLATIONS**



INSTALLED IN 1916 and still operating satisfactorily today. 450 Volt D.C. line carrying 1390 amperes per cable in a Rotary Converter Station. The four 1,590,000 CM aluminum cables insulated with varnished cambric involved 1700 connections to the apparatus.



**FIGURE IT IN
ALUMINUM**

Hazard insulated aluminum conductors are being used to advantage for many building wire installations as well as underground, aerial and service entrance cable requirements. Cost savings up to 40% . . . weight savings up to 60% . . . easier handling and pulling — results like these make it worth your while to investigate the use of aluminum conductors when figuring a job.

Hazard Performite Type RH Aluminum Building Wire is carried in factory stock and by many wholesalers — for immediate shipment in sizes 6Awg to 500,000 CM. Other sizes and cable designs can be fabricated in as little as 4 to 6 weeks. Hazard Insulated Wire Works, Division of The Okonite Company, Wilkes-Barre, Pa.

Write for Bulletin H-407-AL which contains tables, calculating data and details of simple splicing and terminating methods.

(Top) **LIGHTING INSTALLATION.** Performite double braided cable with aluminum conductors used for permanent outdoor lighting wiring at a new sports arena in Pennsylvania. (Center) **POWER FEEDER CABLES** with aluminum conductors, Performite insulation, Hazaprene jacket, 5KV, used in a state centennial exhibition. (Bottom) **HIGH VOLTAGE POWER SUPPLY.** 15KV cables with 800,000 CM aluminum conductors terminated outdoors with welded aluminum lugs bolted to aluminum bus in large southern industrial plant.

6116

HAZARD 

insulated wires and cables for every electrical use

(Continued from page 136)

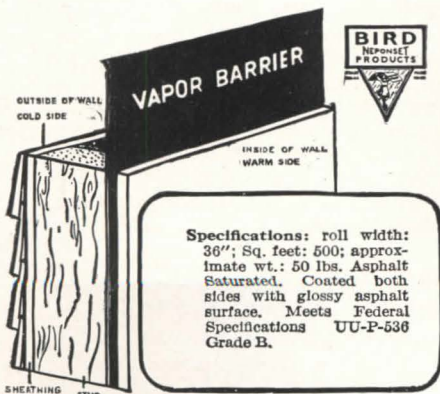


**VAPOR
CONDENSATION
ON WINDOWS
May Help Cupid . . .**

but

**"In-wall"
Condensation
Invites Trouble**

"Steam" on the window may be a boon to puppy love, but when the same vapor condenses within walls it can lead to serious trouble. Unchecked condensation may rob insulation of its efficiency, hasten structure rot, cause paint peeling and wall stains. A sure way to prevent "in-wall" moisture damage is with a separate vapor barrier. Architects the country over specify the standard—Bird Neponset Black Vapor Barrier. Applied on the warm side of insulation, Bird Neponset Black repels vapor, keeps insulation at peak efficiency, stops other condensation evils. Costs only about \$20 to protect a \$10,000 building. Consult Sweet's Architectural file, 9b-2. For sample, write Bird & Son, inc., 179 Wash. St., East Walpole, Mass.



**BIRD NEPONSET BLACK
VAPOR BARRIER**

**BIRD & SON, inc., E. WALPOLE, MASS.
CHICAGO NEW YORK SHREVEPORT**

able metal structures. Suggestions are given on type of flooring, drainage, lighting, brackets and end treatment. 22 pp., illus. Armeo Drainage and Metal Products, Inc., Middletown, Ohio.*

VALVES AND FITTINGS

Stainless Steel Valves and Fittings (Catalog 47). Product listing of valves and fittings of stainless steel and other corrosion-resistant alloys for manufacture and processing of chemicals, dye-stuffs, food and beverages, oil refinery products, pharmaceuticals, plastics, pulp and paper, soap, and textiles. 54 pp., illus. Alloy Steel Products Co., Inc., Linden, N. J.

WOOD

Wolmanized Preservative-Treated Lumber; Minalith Fire-Retardant Treated Lumber. Folder describing characteristics of lumber treated for protection against decay and termites, and against fire; method of treatment; proper construction usage; standard specifications. 4 pp., illus. American Lumber & Treating Co., 332 S. Michigan Ave., Chicago 4, Ill.*

WROUGHT IRON

The ABC's of Wrought Iron. Non-technical description of metallurgical characteristics of wrought iron; how made, bent, welded, and threaded. Also, a review of services in various industrial fields. 18 pp., illus. A. M. Byers Co., Pittsburgh, Penn.

LITERATURE REQUESTED

The following individuals and firms request manufacturers' literature:

Charles E. Boettcher, Architect, 2216 15th Ave., Rockford, Ill.

David R. Braden, Student, Deep Eddy Apt. 301-B, Austin, Tex.

Coleman and Coleman, Architects, P. O. Box 212, Landisville, Penn.

Frank Grad & Sons, Architects and Engineers, 1633 Connecticut Ave., Washington, D. C.

Leslie A. Hoffman, Engineering-Consultants, 1115 Main St., Bridgeport 3, Conn.

Wesley Meyan; Head, Rubber & Metal Products Group; Industrial Division, ESS; General HQ, Supreme Commander for Allied Powers; APO 500, c/o PM, San Francisco, Calif.

Mueller, Hair & Hetterich, Architects and Engineers, Hamilton, Ohio.

Edward C. Sutton, Draftsman, 96 Shudell Ave., Toronto, Canada.

The
RESTORATION
of
**COLONIAL
WILLIAMSBURG**

*A Reprint
of the December, 1935
Issue of*

ARCHITECTURAL RECORD

*104 pages, bound in cloth
\$2.00 per copy*



The Colonial Williamsburg Number of ARCHITECTURAL RECORD—issue of December 1935—was sold out soon after publication but the entire editorial contents have been reprinted and bound in permanent book form with blue cloth covers.

Many thousands of these Williamsburg reprints have been sold but the demand continues unabated.

ARCHITECTURAL RECORD
119 W. 40th Street, New York, N. Y.

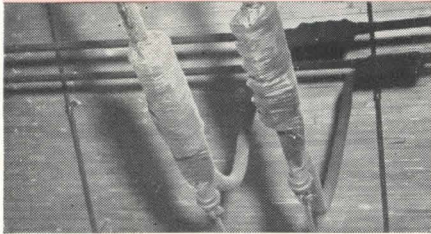
Enclosed is \$.....for which send..... copies of your reprint, *The Restoration of Colonial Williamsburg*, bound in cloth, at \$2.00 per copy. (Add 2% Sales Tax for New York City deliveries.)

Name

Address

City and State.....A.R. 11-47


INSTALLED IN 1905, this 250-volt D.C. feeder is giving good service. Conductors are 1,590,000 c.m. aluminum T.B.W.P. cables.




BOLTED DEAD-ENDS on 1,590,000 c.m. aluminum T.B.W.P. cable (Bottom conductors) installed in 1913 in a machine shop for 250-volt feeder.




YARD LINE installed in 1915. Bolted run and soldered tap, aluminum T connectors shown alongside parallel groove clamps installed for later temporary taps.



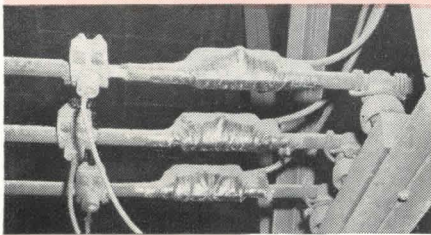
1,590,000 C.M. aluminum T.B.W.P. cable 2200-volt feeder along river. Original aluminum T connectors, bolted run and soldered tap, installed in 1915.



450-VOLT D.C. Line carrying 1390 amperes per cable in a Rotary Converter Station. Four 1,590,000 c.m. aluminum T.B.W.P. cable connections to switchboard using soldered copper lugs. 1700 lugs installed in 1916. Less than 5% of lugs have been resoldered.



220-VOLT 3-phase A.C. Feeders in use since 1915 in a carbon plant. Original aluminum T connectors from 795,000 c.m. aluminum T.B.W.P. cable to No. 8 copper tap. Parallel groove tap under tape made at later date.




Proof of Performance!

Typical Alcoa E. C.* Aluminum Conductors on the job for more than 30 years *and still in service*

- No Problems of conductivity
- No Problems of joints and terminals
- No Problems of conduit layouts
- No Problems of availability

The BIG DIFFERENCE is in your COSTS



Alcoa E. C. Aluminum, the "conductor of the present and future", has a *past* too! The six installations shown here, all in daily service for more than three decades, are long-standing proof that you can *count on* aluminum!

What's your next construction or modernization job? *Figure it in aluminum*—for efficient, trouble-free service, for lower first cost, and low maintenance costs.

Alcoa makes light, dependable, conductive E. C. Aluminum available to wire and cable manufacturers who insulate it and sell it under their own trademarks. Ask your cable supplier about it, or write for more information to ALUMINUM COMPANY OF AMERICA, 1441 Gulf Building, Pittsburgh 19, Pa.

* E.C.: Electrical Conductor Aluminum

Insulated and sold by leading wire manufacturers



ALCOA EC ALUMINUM



FOR ELECTRIC WIRE AND CABLE

HOW TO WRITE

LONGER
LIFE--
MORE
PROTECTION



INTO YOUR FENCE SPECS!



SPECIFYING Anchor Chain Link

Fence is the answer to that one . . . whether you're handling industrial, institutional or residential jobs! For years, leading architects have been relying on *exclusive* Anchor features like these to insure lasting fence protection for their clients:

1. *Deep-Driven Anchors*, which hold the fence erect and in line, in any soil or weather, yet permit easy relocation at any time;
2. *Square Frame Gates*, amazingly free from warping and sagging;
3. *U-Bar Line Posts*, self-draining, rust-free and rigid;
4. *Square Terminal Posts*, which improve strength, durability and appearance.

Your A.I.A. File 14-K isn't complete if you don't have our book, "Anchor Protective Fences." Write for your free copy today. It shows many types and uses of Anchor Chain Link Fence . . . pictures installations for many prominent companies and institutions . . . contains structural diagrams and specification tables. Just ask for Book No. 110! Address: ANCHOR POST FENCE DIV., Anchor Post Products, Inc., 6600 Eastern Ave., Baltimore 24, Maryland.

Anchor Fence

Nation-wide Sales and Erecting Service

REQUIRED READING

(Continued from page 30)

and appliance outlets and controls. More specialized technical material is segregated in the four chapters comprising the second part of the volume: "Light and Vision"; "Electrical and Illumination Terms"; "Light Sources"; and "Color and Light in the Home." A bibliography suggests numerous sources of more detailed information.

FOR THE HOME BUYER

A Home of Your Own: How to Buy or Build It. Edited by Julian Roth. New York 19 (31 W. 57th St.), The Greystone Press, 1947. 6¾ by 9¾ in. illus. \$3.00.

Here is still another book for the prospective home owner—a volume which the editors modestly term "a complete guide to home ownership." Following the usual pattern, it discusses the pros and cons of home ownership, the way to determine the family's needs, the financial arrangements for purchase, choice of location, construction methods and materials, contracts, remodeling, maintenance and upkeep, landscaping, etc. Each chapter is written by an active participant in that particular field.

Following the main body of the text, a separate section presents plans of 64 houses of varying sizes and styles by such architects as Gregory Ain, Frank Harper Bissell, Gardner A. Dailey, Alden Dow, George Fred Keck, Mayer and Whittlesey, Richard Neutra, Pomrance and Breines, and others.

HOUSES AND MORE HOUSES

Homes: Small, Medium, Large. Selected by the Editors of Progressive Architecture. New York 18 (330 W. 42nd St.), Reinhold Publishing Corp., 1947. 9 by 11½ in. illus. \$5.00.

"This is a book of houses so designed that they have become livable homes." So states the introduction. And, by and large, so it is. The houses shown are mostly well planned, characterized by a pleasing sense of spaciousness.

All of these homes actually have been built—there is not a "project" among them. It is a good collection, well presented. Houses of a similar size (one-bedroom, two-bedroom, and larger) are grouped together regardless of price range or location; there is a floor plan of each, with a brief description and photos of both exterior and interior.

"These homes," say the editors, "typify a rapidly growing native architecture—they are homes that 'belong' in this country. They are not 'Modern' in a stylistic sense . . . but modern exactly as our colonial homes were modern in the seventeenth and early eighteenth centuries." There is not, of course, a single Cape Cod cottage in the collection.

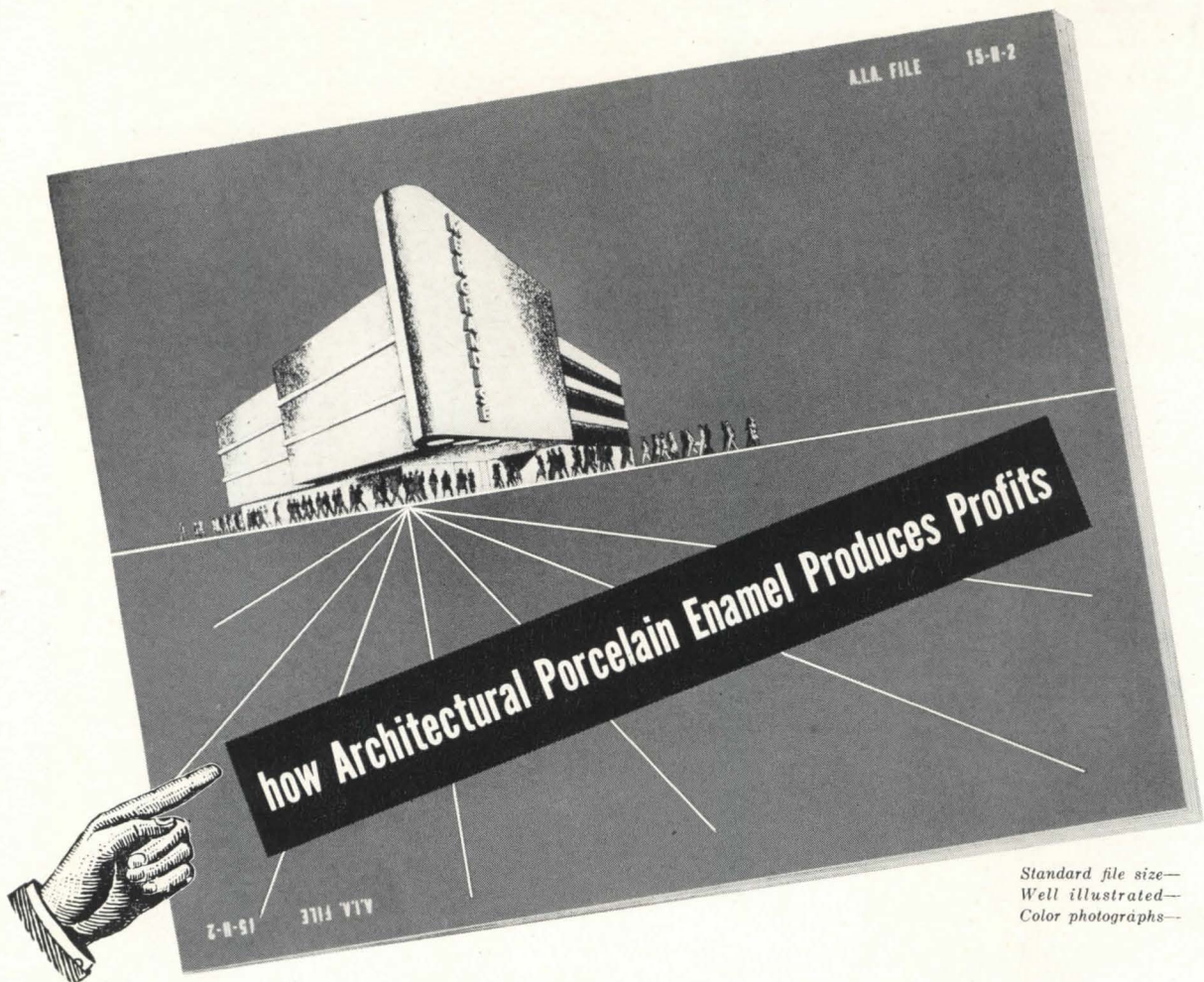
When you
want
to go
places..



When you want to go places and see things in Cleveland, it will be more convenient and more pleasant to start from friendly, hospitable Hotel Cleveland. Adjoining Union Passenger Terminal, Garage and Terminal office buildings. Close to stores, theatres, Public Hall, Stadium, boat docks.

HOTEL CLEVELAND

Cleveland, Ohio



Standard file size—
Well illustrated—
Color photographs—

You can make good use of this NEW booklet!

SUBJECTS DISCUSSED INCLUDE:

Profits Through Functional Design - The soundness of functional designs has been proved through experience. You will find ideas here on the development of such designs with *Porcelain Enamel*.

Profits Through Night Display - A subject of increasing interest to commercial establishments of many types is Night Display. *Porcelain Enamel* gives you many opportunities for producing brilliant night effects.

Profits Through Durability - Always an important subject with owners is *Durability*. *Porcelain Enamel* keeps its original freshness and beauty with minimum maintenance.

Profits Through Color Appeal - The bright sparkling colors available in almost endless array in *Porcelain Enamel* enable you to produce colorful structures that build business for commercial establishments, or reflect quality and dignity where such impressions are desired.

In new construction as well as in modernization projects, the emphasis on profit-producing establishments makes this new booklet an important item for your library. *Porcelain Enamel* is a modern architectural material with many interesting *profit* angles that appeal to building owners. Because of its time-proved qualities, you make no mistake when you use *Porcelain Enamel* for permanently attractive, economical and adaptable interior or exterior surfaces.

PORCELAIN ENAMEL INSTITUTE, INC.

1010 VERMONT AVENUE, N. W.


WASHINGTON 5, D. C.

Send Today For Your Free Copy

NAME _____

ADDRESS _____

CITY _____ STATE _____





FRONT ROYAL, VA.

QUARTER OF A MILLION GUARDS ROUND - THE - CLOCK




ROANOKE, VA.




PARKERSBURG, W. VA.



NITRO, W. VA.





MEADVILLE, PA.

FEET OF CLAY PIPE PRODUCTION AT AMERICAN VISCOSSE!



LEWISTOWN, PA.

EXPERT CONSTRUCTION plus the durability of Vitrified Clay Pipe is the perfect combination for long, trouble-free service. Note the careful control of trench width in the photograph at left . . . the narrow trenching around the pipe . . . straight and accurate alignment of the pipe lengths . . . flawless jointing. Careful attention to such details is the best insurance for continuous operation. But the most important "detail" is the use of Clay Pipe.

CONTINUOUS OPERATION . . . is a "must" at the seven huge plants of American Viscose Corporation where the production of rayon is a continuous 24-hour-a-day process. One shut-down here could cost a fortune! So these plants depend on a *quarter of a million feet* of Vitrified Clay Pipe sewers in sizes up to 36-inch for the disposal of highly-corrosive chemical wastes. In addition, American Viscose plants are served by larger size monolithic sewers with inside surfaces protected by Vitrified Clay Liner Plates.

Wherever corrosion, decomposition or rust are factors to be considered in sewer or drain installations, there's no substitute for Vitrified Clay. It pays to play safe by using Clay Pipe both for new buildings and for factory additions. Even though industrial wastes might not contain harmful chemicals at the time a plant is built, unforeseen processes of the future might produce corrosive discharge. Only Clay Pipe provides long-range protection against all types of acids, alkalies and gases.

NATIONAL CLAY PIPE MANUFACTURERS, INC.


111 W. Washington St., Chicago 2, Ill.

522 First National Bank Bldg., Atlanta 3, Ga.

1105 Huntington Bank Bldg., Columbus 15, Ohio

703 Ninth and Hill Bldg., Los Angeles 15, Calif.

C-747-1





Architect: A. M. Strauss, Fort Wayne; Contractor: Hagerman Construction Co., Fort Wayne; Owner: Lau Building Corporation, Fort Wayne

New Building in Fort Wayne uses OPEN-WEB JOISTS

Its steel frame hidden by an outer cloak of native limestone, this two-story-plus-basement structure is one of the newer places to shop in Fort Wayne, Ind. Known as the Lau Building, and leased to the Walgreen Drug Co. and Spiegel's, Inc., a ready-to-wear store, the 80 x 100 ft building has provisions for two additional stories should the need arise. Nearly 60 tons of Bethlehem Open-Web Steel Joists were used in its construction.

These joists offer architects the advantages of fire-safety, durability and economy. They are ideal for every type of light-occupancy structure. Used with concrete floor slab and plaster ceiling, they provide at low cost a floor construction which prevents the spread of fire for at least two hours. This floor construction also eliminates shrinking and sagging floors and open baseboards, and helps to minimize the passage of sound from floor to floor.

Here's another important advantage of Bethlehem Open-Web Joists—faster construction time! Not only can pipes and conduits be run through the open webs, but the joists themselves, which come clearly-marked, ready for placement, can be installed with a minimum of time and labor. The standard-type joist can be easily handled by two men; merely a light gin-pole is needed to raise the Longspan type of joist into place.

Your request for additional information on open-web joists will be handled promptly by the nearest Bethlehem district office. Or drop a line to us at Bethlehem, Pa.


BETHLEHEM STEEL COMPANY, BETHLEHEM, PA.

*On the Pacific Coast Bethlehem products are sold by
Bethlehem Pacific Coast Steel Corporation*

Export Distributor: Bethlehem Steel Export Corporation

BETHLEHEM OPEN-WEB JOISTS





These Ponderosa Pine 3-paneled doors, used here to close a wide entry, are only one of many Ponderosa Pine designs.

Doors, frames and windows of Ponderosa Pine answer America's need for beauty and durability—yet enable homes to be built with greater economy. Stock woodwork, made by modern factory production-line methods, places smart design—high value—within the reach of all.

Doors that are Dateless

Good taste—good proportions—have no date line. That is why Ponderosa Pine paneled doors are at home in the most modern interiors—and why their simple beauty is so widely useful.

Single or multi-paneled doors—French doors—louver doors—mirror doors—are made of Ponderosa Pine in stock designs that capture the low cost of mass production, at no sacrifice of quality. For Ponderosa Pine has inherent durability—is easily sanded to a satin finish—holds nails or screws in a tight grip—and takes paint or other finishes readily.

You'll want a copy of "Today's Idea House"—32-page booklet containing many photographs of interiors showing Ponderosa Pine doors and windows. Find out why Ponderosa Pine is called the *friendly* wood—and how it helps to increase home comfort and convenience. Just mail the coupon!

For Friendly Living . . .
Ponderosa Pine
WOODWORK



Ponderosa Pine Woodwork
 Dept. PAR-11, 111 West Washington Street
 Chicago 2, Illinois

Please send me a free copy of "Today's Idea House."

Name (Please Print)

Address

City Zone State

FOR THE **1st** Time IN AN Electric Stairway...

HERE IT IS! The new single-file Westinghouse Electric Stairway for the smaller store . . . with deluxe features and construction . . . at a price you can afford to pay!

Carrying 4000 people an hour at 90 feet a minute, this new electric stairway has two-step leveling at top and bottom, two brakes, trip-proof combplates, reinforced skirtguards, extended handrails at top and bottom . . . all for maximum safety and convenience. Etched and anodized aluminum balustrades give it a beauty that harmonizes with and enhances the eye-appeal of any store interior.

Standard Westinghouse engineering and construction assure dependable, quiet operation . . . and maintenance economy. Because of its standardized design, it can be installed quickly with a minimum interruption in your normal store operation.

Only a limited number will be available for 1948 delivery. Investigate now! For complete information, write to the Westinghouse Electric Corporation, Elevator Division, 150 Pacific Avenue, Jersey City 4, N. J. on your letterhead please.

★ *Engineering information available to architects*



Write to Westinghouse for your copy of "The New Limited Budget Electric Stairway Brings First Floor Traffic to Every Floor." Address the Westinghouse Electric Corporation, Elevator Division, 150 Pacific Avenue, Jersey City, N. J., on your letterhead please.

Westinghouse

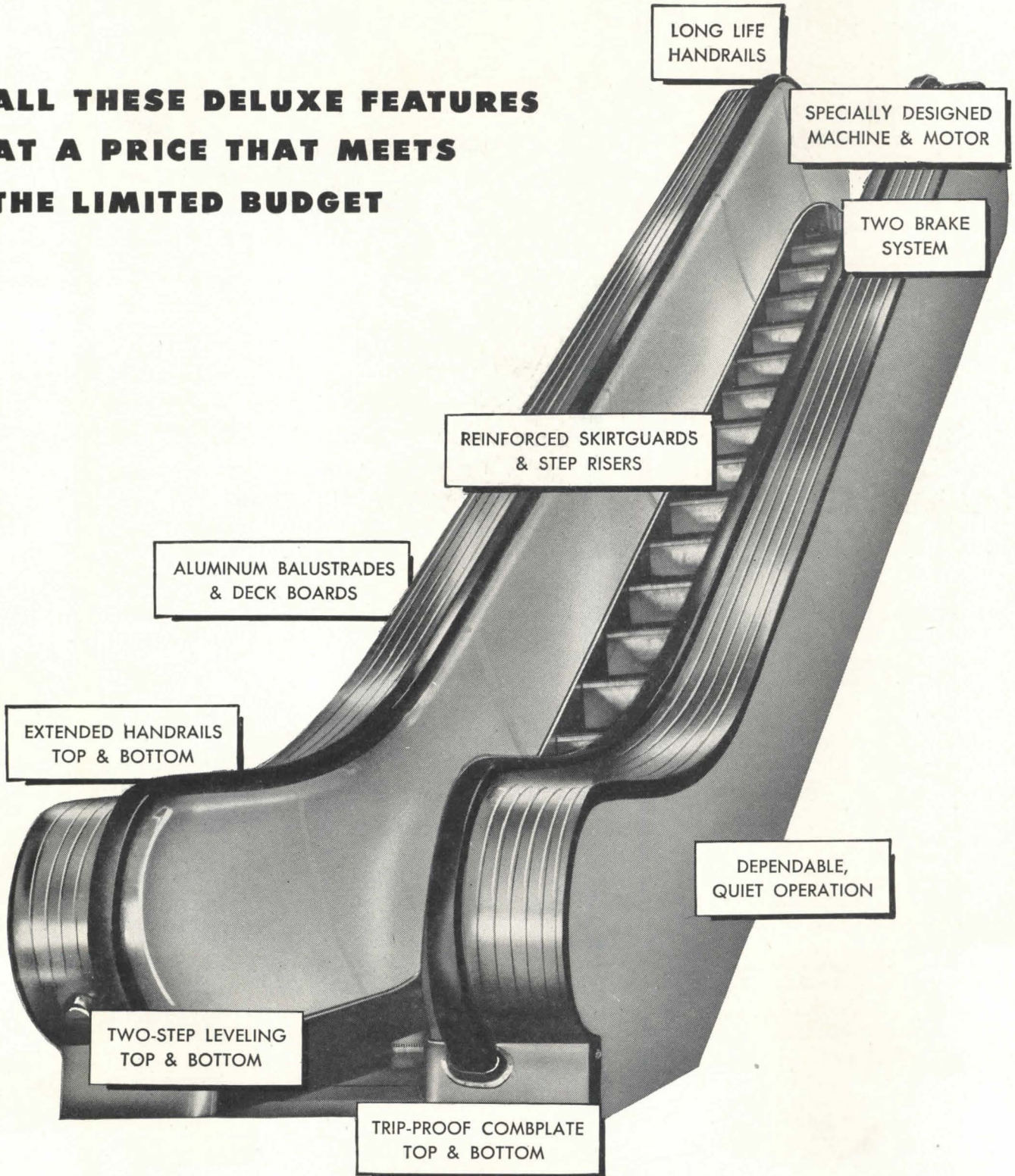
ELEVATOR

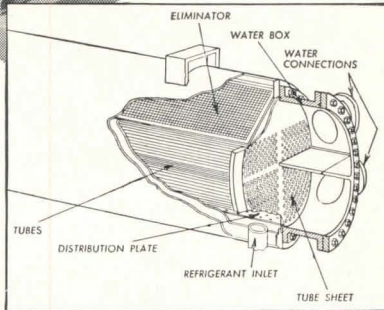



DIVISION

J-98508

**ALL THESE DELUXE FEATURES
AT A PRICE THAT MEETS
THE LIMITED BUDGET**





For High Efficiency and easy maintenance...the YORK TURBO COMPRESSOR SYSTEM gives you "TROUGH TYPE" Cooler

York's famous "trough" cooler is constructed of non-ferrous tubes and tube sheets in a double shell of fusion-welded steel plate.

It's this inner shell or "trough" that makes all the difference, making the entire compressor system readily accessible for operation and maintenance. Tubes are submerged in a refrigerant bath. The open top of the "trough" is covered with a copper eliminator through which suction gas passes into the annular space between outer shell and tub, to be drawn off at the bottom for return to the compressor.

In providing this full-flooding effect,

high heat transfer is secured without the use of a liquid circulating pump. Liberal passages for suction gas assure minimum pressure drops, low gas velocities and hence, minimum burden on the compressor. Bottom suction connection permits compressor location virtually at floor level. Complete accessibility and easy maintenance result as well as a low center of gravity for the complete system.

The "trough" cooler, and many other exclusive design features of the York Turbo Compressor, will reward your careful study. May we send you the whole story?

York Corporation, York, Penna.

For Competent, Authoritative Assistance...

QUICK!

**CALL ON THE FACTORY-TRAINED
EXPERIENCED YORK ENGINEER
IN YOUR NEIGHBORHOOD**

York-trained, seasoned specialists in refrigeration and air conditioning, located at district headquarters throughout the United States are assisting architects, consultants and contractors . . . in planning, purchasing, installing and maintenance.

In the North Atlantic area for example, District Manager Christensen, Headquarters, New York, and his staff of twenty one sales engineers devote their full time to the problem of York customers in this region.



A. CHRISTENSEN
District Manager

Assisted by:

| | |
|-------------------|----------------|
| R. K. Serfass, | J. W. Floreth |
| Sales Manager | C. P. Foley |
| W. Allen | W. S. Galazzi |
| A. N. Barnes | L. J. Jacobson |
| H. W. Coon | J. Krsnak |
| A. J. Cordrey | W. S. Levings |
| L. S. Davis | E. Lilygren |
| (Mgr. Boston) | P. L. Sackett |
| W. G. Davis | E. Spencer |
| J. G. Doebrich | H. E. Taylor |
| C. Egbert | C. Weigand |
| J. E. Fitzsimmons | |

YORK Refrigeration and Air Conditioning



HEADQUARTERS FOR MECHANICAL COOLING SINCE 1885

Fabron

REG. U. S. PAT. OFF

THE MULTIPLE FUNCTION WALL FINISH



HOTEL CLEVELAND CLEVELAND, O.
Small, Smith & Reeb, Architects

Answers today's demand for Value

When selecting a finish for interior walls, the architect today is not satisfied to effect merely a decorative background for the furnishings. He wants a finish that offers freedom of design **and** serves also a structural purpose.

FABRON—the fabric-plastic-lacquer wall finish—is no ordinary wall covering. It is specifically engineered to meet the architect's requirements and his demand for value. Its advantages are not confined to its decorative possibilities, nor even to the fact that spots and blemishes can be easily washed away with soap and water.

FABRON actually performs the **dual function** of a decorative and structural agent. As a wall-protective medium, it reinforces plaster and sub-surface materials—it prevents

cracks—its sturdy surface is treated to withstand hard usage—and it acts also as a **fire-spread preventive**. Due to its durability, it eliminates costly wall repairs and periodic redecorations, affording **years of uninterrupted service**.

These advantages add to its value as a wall finish because they result in operating economy which appeals to the owner of any type of building operated for profit.

Specify FABRON for the finish of all walls and ceilings of any building now on your board so that your clients will benefit by the savings it effects **from the time the building is constructed**. FABRON will serve as a permanent reminder of the wisdom of your recommendation.



FREDERIC BLANK & CO., INC. *Established 1913* 230 PARK AVENUE, NEW YORK 17, N.Y.



| | | | |
|------------------------------------|--|----------|--------------------------------------|
| Hospitals <input type="checkbox"/> | FREDERIC BLANK & Co., Inc. 230 Park Ave., New York 17, N. Y. | AR-11-47 | <input type="checkbox"/> Offices |
| Hotels <input type="checkbox"/> | In reference to type of building checked please send further information about Fabron. | | <input type="checkbox"/> Apartments |
| Schools <input type="checkbox"/> | Name _____ | | <input type="checkbox"/> Restaurants |
| Theatres <input type="checkbox"/> | Address _____ | | <input type="checkbox"/> Residences |
| | City _____ Zone _____ State _____ | | |



BOOKS ARE



• FOR CLIENTS • FOR PROFESSIONAL FRIENDS • FOR BUSINESS ASSOCIATES

An appropriate book is a memorable gift. Being especially selected, it comes as a sincere compliment to the interests of the receiver. It remains as a long-lived remembrance of the good will and good sense of the giver. Start your Christmas shopping on these pages and complete your order by filling in and mailing the handy coupon.

1 Contemporary Shops in the United States

by Emrich Nicholson

Descriptions of 400 exceptionally practical and beautiful store fronts and interiors, with 400 fine photographs and 22 plans. Demonstrating the modern synthesizing of new developments in such technical fields as acoustics, air conditioning, lighting, color psychology, and new improvements in such materials as plastics, plywood, floor coverings, glass, metal, etc. Selections from 113 of America's most successful retail merchandising establishments—representing the work of 70 leading architects. 216 pages, 8½ x 11. Index. 422 illustrations. Heavy coated paper. Heavy cloth binding. \$10.00.

2 Time-Saver Standards

“One of the world's great reference books”

All of the 277 Time-Saver Standards reprinted exactly as they appeared over a period of ten years in “Architectural Record” and “American Architect”—with more than 1,000 illustrations and a 14-page master index. Monographs covering virtually every aspect of architectural design, engineering data, materials technology and building practice. For practical guidance and everyday use of architects, engineers, specification writers and building technicians. Selected from the works of the finest building designers and engineers. 656 pages, 8½ x 11. More than 1,000 illustrations, diagrams, tables, charts. 14-page index. Heavy cloth binding. \$12.00.

3 The Restoration of Colonial Williamsburg

A reprint of the December 1935 issue of *Architectural Record*. Restored building and gardens of the early Colonial settlement shown pictorially in a beautiful book of large, carefully detailed photographs by F. S. Lincoln. Supplemented by maps, city plan, floor plans, detail drawings, garden plans and facsimile reproductions of characteristic colors. Includes: Introduction by Fiske Kimball; Historical Background; Notes on Architecture by William Graves Perry; City Plan and Landscaping Problems, by Arthur A. Schrucliff; Paints, Furniture and Furnishings, by Mrs. Susan Higginson Nash. 104 pages, 9 x 12, heavy coated paper. 125 illustrations, heavy blue cloth binding. \$2.00.

4 The Last Lath

by Alan Dunn

An album of 152 cartoons on real estate and building

For many years readers of “Architectural Record” have laughed at the sly and intimate cartoons of Alan Dunn. Now in response to many suggestions we offer in one book, entitled “The Last Lath,” a selection of 152 of his cartoons on architecture, building and real estate. “The Last Lath” is a handsome volume album: 152 cartoons on 96 pages, 8 x 10, on 70-lb. paper, with a black and yellow picture jacket. Take advantage of this exceptional opportunity to delight your friends with a copy of this amusing collection of Alan Dunn cartoons. \$2.50.

IDEAL GIFTS



5 Hospital Planning

by Charles Butler and Addison Erdman

A complete, authoritative, up-to-date manual for architects and hospital administrators. Hundreds of case histories of outstanding features of 51 modern hospitals—representing the work of 30 leading architects. Profusely illustrated with 187 floor plans, 11 site plans, 32 photographs, and 38 special unit plans of rooms, wards, departments, and numerous other construction details. 256 pages, 9 x 12. Index. 268 illustrations. Stiff cloth binding. \$15.00.

6 The Modern House

by F. R. S. Yorke, A.R.B.A. — The new 1947 edition

This home building classic displays the finest examples of modern residential architecture in the United States, England, and Continental Europe, with hundreds of photographs, plans, and descriptions of materials and construction details. Chapters on walls, windows, roofs and prefabrication. Ideal for architects, students and home builders. 224 pages, 7¾ x 10¾, fully illustrated, stiff cloth binding. \$6.50.

- "When I get a little money, I buy books; and if any is left, I buy food and clothes."—Desiderius Erasmus.
- "After all manner of professors have done their best for us, the place we are to get knowledge is in books.—The true university of these days is a collection of books.—Thomas Carlyle.
- "When thou makest presents, let them be of such things as will last long; to the end that they may be in some sort immortal, and may frequently refresh the memory of the receiver."—Thomas Fuller.

Be sure to personalize each copy you give with your autographed greetings on the flyleaf

Additional Titles Available

- ARCHITECTURAL GRAPHIC STANDARDS
by Ramsey and Sleeper. 344 pages. \$6.00
- SIMPLIFIED ENGINEERING FOR ARCHITECTS & BUILDERS by Harry Parker. 214 pages. \$3.00
- ENGINEERING CONTRACTS & SPECIFICATIONS
by Robert W. Abbeft. 188 pages. \$2.50
- HANDBOOK OF BRICK MASONRY CONSTRUCTION
by John A. Mulligan. 526 pages. \$5.50
- ARCHITECTURAL SPECIFICATIONS
by Harold Sleeper. 822 pages. \$11.00
- ARCHITECTURAL DESIGN
by Ernest Pickering. 322 pages. \$7.00
- ARCHITECTS' & BUILDERS' HANDBOOK by Frank Kidder & Harry Parker. 2,315 pages. \$8.50
- BUILDING CONSTRUCTION ESTIMATING
by George H. Cooper. 282 pages. \$3.00
- RADIANT HEATING
by T. Napier Adlam. 472 pages. \$6.00

To: BOOK DEPARTMENT, ARCHITECTURAL RECORD, 119 West 40th Street, New York 18, N. Y.

I ENCLOSE \$ SEND ME THE FOLLOWING BOOKS:

| <i>Title</i> | <i>Price</i> | <i>Copies</i> | <i>Total</i> |
|--|--------------|---------------|--------------------|
| THE LAST LATH | \$ 2.50 | | |
| TIME-SAVER STANDARDS | 12.00 | | |
| THE MODERN HOUSE | 6.50 | | |
| CONTEMPORARY SHOPS IN THE U. S. | 10.00 | | |
| HOSPITAL PLANNING | 15.00 | | |
| RESTORATION OF COLONIAL WILLIAMSBURG | 2.00 | | |
| Add 2% Sales Tax for delivery in New York City | | | |
| | | | \$ |
| | | | Total \$ |

Name
Street and Number
City Zone State


Radiant Heating with National Pipe

installed in 50
new low-cost houses
of famed project

In Painsville, Ohio, they believe in action instead of words and did something about high housing costs. A group of public spirited citizens got together under the name of Painsville Civic Housing, Inc. with the idea of building houses that veterans could really afford to buy.

The plans called for fifty houses of the bungalow type each having four-and-one-half rooms with attached garage. They have no basements and the hot-water boiler for heating them is located in an offset of the garage.

The radiant heating systems are of the floor panel type and are designed to use NATIONAL Steel Pipe of one inch diameter in cement floors. NATIONAL, the accepted standard for conventional heating systems, is ideal also for radiant heating. In addition to its easy bending and welding qualities, NATIONAL offers the further advantages of the Scale Free process which means that the pipe interior is clean, smooth, free from mill scale with minimum frictional resistance, and also has increased wall strength due to the extra rolling in this special process. These advantages, plus that of low cost material make NATIONAL the logical choice for low cost housing projects as well as other types of structures.



Send for our booklet **Radiant Heating with National Pipe**. Contains practical information as a basis for planning and installing an efficient pipe system with tables for figuring heat requirements and pipe sizes. For free copy address: National Tube Company, Frick Building, Pittsburgh, Pennsylvania.

U·S·S NATIONAL Steel Pipe used in the radiant heating systems of the Painsville homes.




NATIONAL TUBE COMPANY

PITTSBURGH, PA.

Columbia Steel Company, San Francisco, *Pacific Coast Distributors*
United States Steel Export Company, New York

UNITED STATES STEEL


MANY OF YOUR CLIENTS CAN ANSWER THESE QUESTIONS...CAN YOU?



No. We'll readily admit a Weldwood-paneled room looks like a million. But when maintenance expense over the years is considered, a room paneled in Weldwood compares favorably in cost with ordinary plaster, paint and paper...both for new construction and remodeling.

Fact is, you can do a 12 x 18 room in Birch Weldwood for less than \$300**... materials and installation. Stop and think how little that adds to monthly FHA payments, with a home improvement loan.

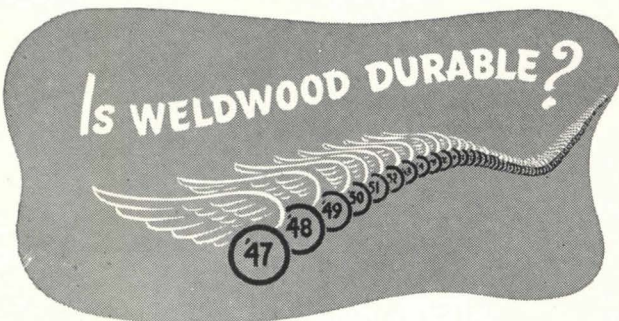
Many of your clients know this!



Yes, indeed. Choose your style, then choose Weldwood for the interior. There's a wood for every mood. You'll find exactly what's needed for traditional effects; also beautiful woods for sleek, modern twentieth-century surroundings. Use Weldwood in several rooms, or just one. Do all four walls, even one wall, or simply the dado.

And you can work many clever, "built-in" miracles with Weldwood, for it provides structural strength as well as decorative beauty.

Many of your clients know this!




It is. Weldwood Plywood Panels are guaranteed for the life of the building in which they're installed.

And they'll remain luxuriously beautiful with a minimum of maintenance. No recurrent expense for papering and painting.

Durability like this makes Weldwood a good investment. Either in a new home or for remodeling, it adds a permanent value.

Many of your clients know this!



Yes, right now. Most grades and varieties of Weldwood... especially the decorative hardwoods... can be obtained immediately in the most popular sizes and thicknesses.

Fine domestic woods such as birch, oak, walnut, knotty pine and vertical grain cedar. Rich imported woods like de oro, mahogany, primavera. There's a wood to fit every taste and every pocketbook in the Weldwood line.

Many of your clients know this, too!

Why do your clients know these things? Because, in recent years, we've maintained a steady advertising program to tell them. We've hammered home the advantages of Weldwood in ad after ad.

Beauty. Durability. Versatility. Ease of installation. And Economy.

Has our effort had any effect? Well, a recent independent survey indicates that 1 out of every 3 home-minded Americans wants wood-paneling in at least one room.

And Weldwood gives it to them at a price they can afford to pay.

Take advantage of this acceptance. You'll find a warm reception for plans that include Weldwood Walls. We'll be glad to send complete data.

**Prices may vary slightly in different sections of the country, due to local conditions.

- Weldwood* Hardwood Plywood
 - Douglas Fir Weldwood
 - Mengel Flush Doors
 - Douglas Fir Doors
 - Overhead Garage Doors
 - Molded Plywood
 - Armorply* (metal-faced plywood)
 - Tekwood* (paper-faced plywood)
 - Flexmet
 - Weldwood Glue* and other adhesives
 - Weldtex* (striated plywood)
 - Decorative Micarta*
 - Flexwood*
 - Flexglass*
 - Firzite*
- *Reg. U.S. Pat. Off.

WELDWOOD Plywood

Weldwood Plywood and Mengel Flush Doors are products of

UNITED STATES PLYWOOD CORPORATION
New York 18, N. Y.

THE MENGEL COMPANY
Louisville 1, Ky.


Distributing units in Baltimore, Boston, Brooklyn, Chicago, Cincinnati, Cleveland, Detroit, Fresno, High Point, Los Angeles, Milwaukee, Newark, New York, Oakland, Philadelphia, Pittsburgh, Rochester, San Francisco, Seattle. Also U. S.-Mengel Plywoods, Inc., distributing units in Atlanta, Dallas, Jacksonville, Louisville, New Orleans, Houston, St. Louis. In Canada: United States Plywood of Canada, Limited, Toronto. Send inquiries to nearest point.




Weldwood Plywood is made in both Interior and Exterior types, the former bonded with extended urea resins and other approved bonding agents; the latter with phenol formaldehyde synthetic resin.

REVERE COPPER SELECTED


For Roofs of Modern Industrial Buildings



Every pitched roof on this group of modern industrial buildings is a batten seam roof of Revere Copper. Copper was selected for (1) longevity and freedom from maintenance, (2) color harmony of the green patina with the buff brick of the buildings, and (3) protection from lightning—all copper surfaces being thoroughly grounded.



To assure the finest sheet copper construction, the architects and engineers took full advantage of new design data developed by the Revere Research Laboratories.



This same information is available to all users of copper in the Revere manual* of sheet copper construction and through the Revere Technical Advisory Service.

COPPER and COMMON SENSE

*Revere's manual of sheet copper construction, "Research Solves Problems of Stress Failures in Sheet Copper Construction," contains 96 pages of important new facts which enable you to design or install copper roofs, gutter linings and flashings that give *extra* years of service. It has been widely distributed to architects and sheet metal contractors and should be in your office files. In all matters of sheet copper construction, it will pay to turn to this manual first.

Revere materials are available from leading distributors throughout the United States. A Revere Technical Advisor, Architectural, will always be glad to consult with you without obligation.


REVERE

COPPER AND BRASS INCORPORATED


Founded by Paul Revere in 1801

230 Park Avenue, New York 17, New York

Mills: Baltimore, Md.; Chicago, Ill.; Detroit, Mich.; New Bedford, Mass.; Rome, N.Y.—Sales Offices in Principal Cities, Distributors Everywhere.



Schnefel Brothers Corporation, Newark, N.J.



This "new" office floor is celebrating its 15th Birthday!

Outstanding performance records are the rule rather than the exception for Tile-Tex* Asphalt Tile installations. These service records are even more remarkable, considering the low initial cost of this top quality asphalt tile and the ease with which it can be maintained.

Yes, you provide maximum value on all three counts, when you specify Tile-Tex Asphalt Tile! For it has an enviable, on-the-job record for extra long life under the heaviest kind of traffic conditions. A simple program of regular maintenance keeps it clean and sparkling. And first cost is so modest, Tile-Tex can be included in the specifications

for almost every new building or modernization project.

What's more, when you work with resilient, hand-set Tile-Tex Asphalt Tile, it's easier to create the appropriate floor design for any area. That's because your "tools" consist of an unusual variety of colors and sizes . . . custom-made inserts, feature strips and other design accessories.

The Tile-Tex Field Representative and Flooring Contractor in your city will be glad to furnish any information you need. Write the Tile-Tex Company, Inc. (Subsidiary of The Flintkote Company) Chicago Heights, Illinois.




TILE • TEX ASPHALT TILE

*REGISTERED TRADEMARK OF THE TILE-TEX COMPANY, INC.

TONCAN IRON

Stays on the Job Longer



...because it
**DEFEATS
RUST**

Long, trouble-free life is a natural characteristic of every sheet metal part made of Toncan Iron. And not without good reason, too.

Toncan Iron contains extra copper—twice as much as copper-bearing steel or iron—*plus* molybdenum, to bring out the full effectiveness of the copper. Thus, *Toncan Iron develops the highest rust-resistance of all ferrous materials in its price class—lasts years longer than less resistant materials.*

Add the fact that this rust-resistance is not just a surface quality, but extends uniformly throughout the metal—is unaffected by bending, shearing, punching, corrugating, riveting and other cold working—and it's easy to understand why cost-wise sheet metal men, for nearly 40 years, have made it a point always to specify Toncan Iron. Important, too, Toncan Iron welds readily.

Like more information? Write to:

REPUBLIC STEEL CORPORATION
GENERAL OFFICES • CLEVELAND 1, OHIO
Export Department: Chrysler Building, New York 17, New York

See SWEET'S FILE

—or write us for detailed information on these Republic Steel Building Products:

Pipe—Sheets—Roofing
Enduro Stainless Steel
Toncan Enameling Iron
Electrunite E.M.T.
Fretz-Moon Rigid Steel Conduit
Taylor Roofing Terns
Berger Lockers, Bins, Shelving
Berger Cabinets for Kitchens
Truscon Steel Windows, Doors
Joists and other building products

Republic



TONCAN COPPER MOLYBDENUM IRON


REG. U. S. PAT. OFF.

—for ducts, gutters, conductor pipes, roofing, siding, tanks, ventilators, skylights, hoods and other sheet metal applications requiring rust-resistance—and for corrugated metal drainage products

K&M "Century" APAC

ASBESTOS-CEMENT SHEETS

for




The exterior siding on this huge, modern industrial building is "Century" Apac, with asbestos battens on vertical butt joints. Design and construction by the Austin Company.

Modern design...

Lifetime utility...

Apac was used as ceiling material in this industrial-type cafeteria.



Take advantage of the modern appearance, durability, and low cost of "Century" Apac—a flat asbestos-cement sheet completely resistant to fire, rodents, termites, rot, rust and weather. It is tough... yet easy to work.

You can specify Apac for exterior siding or interior sheathing... for homes, farms or industrial buildings... for wainscotings, porch skirtings, warm air and air conditioning ducts, partitions, attic linings and many other uses. In fact, you'll find Apac is ideal for almost any flat surface requirement.

Apac is furnished in sheets 4' x 8' in thicknesses of $\frac{3}{16}$ ", $\frac{1}{4}$ " and $\frac{3}{8}$ ". It can be applied over solid wood sheathing, over insulation board, or directly to wood studs on centers up to 24". Nails or screws hold it permanently in place. To cut it, merely score it and snap off.

Get full facts on this versatile asbestos-cement building material by writing to us. We'll give prompt attention to your inquiry.

Nature made Asbestos...

Keasbey & Mattison has made it serve mankind since 1873




KEASBEY & MATTISON
COMPANY • AMBLER • PENNSYLVANIA



Furnishings by Peck & Hills

WHY COPPER...FOR
CH  EFFICIENCY



*We mean **Convection Heating**

When you recommend heat by convection to Mr. Home-Owner-to-be, heating efficiency depends on the convector equipment you have in mind. Tuttle & Bailey assures efficient transmission of heat...with heating elements entirely constructed of copper.

Actual tests prove that of the metals used for heat transmission purposes, the conductivity of copper is approximately 700% faster than iron, twice that of aluminum. Copper means getting heat quicker from boiler to rooms, raising room temperature levels faster...resulting in fuel cost savings, customer satisfaction. Tuttle & Bailey heating elements—light in weight, durable, sturdy—are engineered for minimum

resistance to air flow, maximum contact with fins. Designed for use with gravity or forced hot water and one- or two-pipe steam systems. "Inside" facts that mean better heating.

Appearance — an additional customer demand in equipment of this type — is another Tuttle & Bailey advantage. The room shown above tells the story. Trim, modern design harmonizes with up-to-date home furnishings...overlap of front panel completely eliminates the cracked, broken plaster problem that so often develops with ordinary convectors not *exclusively built* for recessed installation.

Be sure of your next *CH job...specify Tuttle & Bailey Recessed Convectors.

TUTTLE & BAILEY

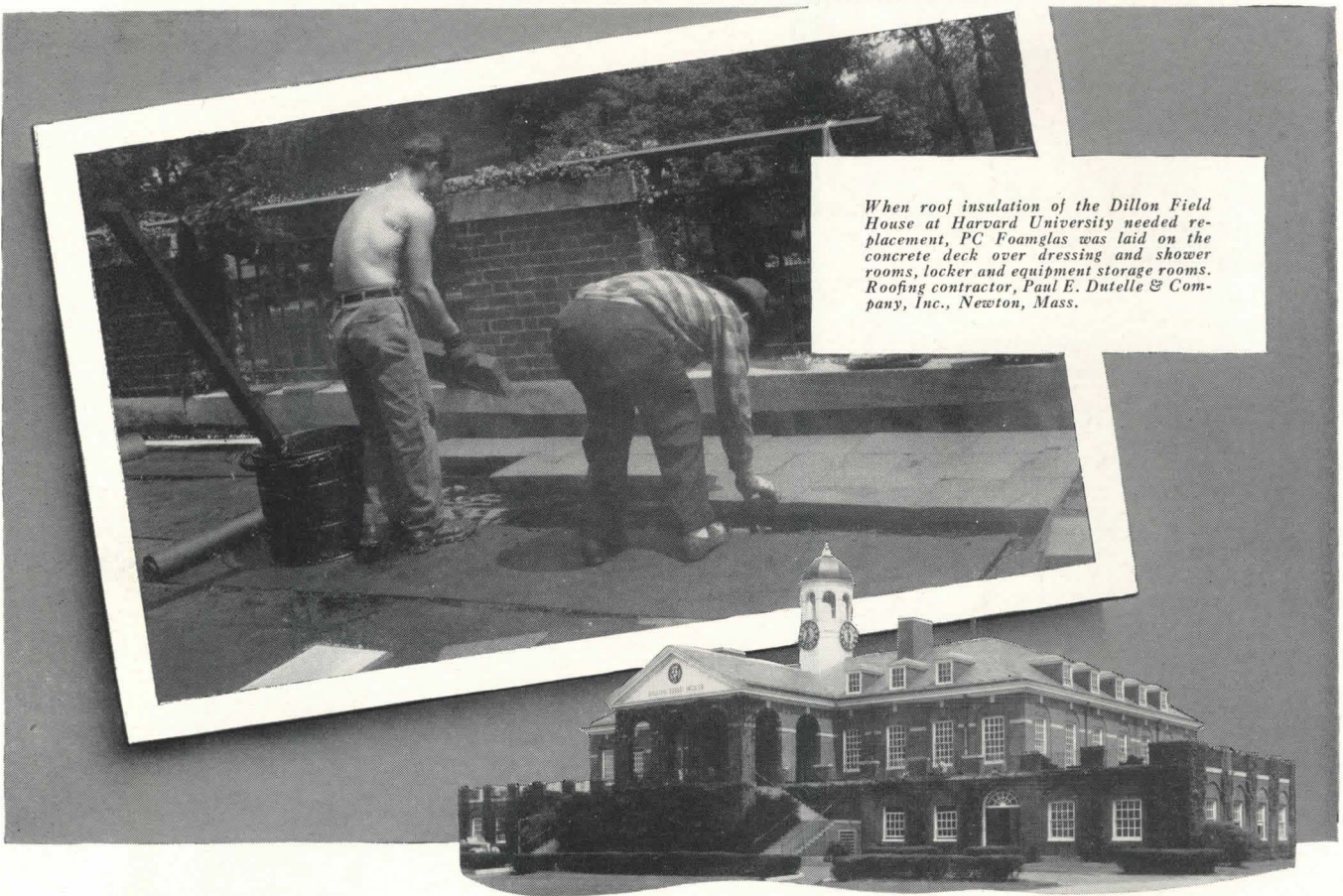


Standardized COPPER CONVECTORS

ASK YOUR JOBBER TODAY



For detailed facts that will aid specifying and installing Tuttle & Bailey Convectors, send for a copy of Catalog C6R. Write... Tuttle & Bailey, Inc., New Britain, Conn.



When roof insulation of the Dillon Field House at Harvard University needed replacement, PC Foamglas was laid on the concrete deck over dressing and shower rooms, locker and equipment storage rooms. Roofing contractor, Paul E. Dutelle & Company, Inc., Newton, Mass.

Avoid costly replacements by using **PC FOAMGLAS INSULATION**


When installed according to our specifications for recommended applications, PC Foamglas retains its original insulating efficiency *permanently*.

ON roofs and ceilings, in walls and floors, in a wide variety of buildings, PC Foamglas insulation helps to maintain temperature levels, to minimize condensation, to withstand humidity. Being glass, PC Foamglas is impervious to many elements—such as acid atmospheres, vapors and fumes—that cause other materials to lose insulating efficiency to the point where they must be replaced.

Each building you plan presents

an individual insulating problem. We shall be glad to consult with you upon request, to determine how and where PC Foamglas can help maintain desired conditions. You incur no obligation.

We shall be glad to send you our booklets, which give full information on the installation of PC Foamglas for ordinary service. Just mail the convenient coupon. Pittsburgh Corning Corporation also makes PC Glass Blocks.



When you insulate with FOAMGLAS you insulate for good.



FOAMGLAS INSULATION

FOR ADDITIONAL INFORMATION SEE OUR INSERTS IN SWEET'S CATALOGS

Pittsburgh Corning Corporation
Room 488, 632 Duquesne Way
Pittsburgh 22, Pa.

Please send me without obligation, your free booklets on the use of PC Foamglas insulation for:


Roofs_____ Walls_____ Floors_____

Name_____

Address_____

City_____ State_____

Plywood fortified with Kimpreg* . . . means smoother, longer-lasting concrete forms



New Plastic-Armored Plywood Cuts Ultimate Form Costs.

KIMPREG* plastic surfacing is fused to exterior grade plywood in manufacture to produce durable KIMPREG + Plywood. When wet, KIMPREG-surfaced plywood is 33 times more abrasion resistant than ordinary plywood . . . 15 to 25 times more water-resistant. Handled with reasonable care, KIMPREG + Plywood concrete forms can be re-used over 100 times. And they're less costly than steel forms.

Maintenance Costs Cut 50%.

Plywood panels protected with KIMPREG strip easier, clean faster, demand little oil and oiling labor. Because they are highly resistant to water, they won't swell . . . require no separation to dry. Light in weight, they're excellent for slab work. Greatly reduce overhead finishing time. Save labor—save money.

Surface Smoothness Equal to that of Steel Forms.

KIMPREG + Plywood forms provide a smooth, enduring concrete finish. Cut rubbing-down costs as much as 75%. Concrete won't stick to glossy smooth KIMPREG.


Get Full Information Today.

KIMPREG + Plywood panels are available through local plywood jobbers, and are also sold by plywood manufacturers under the trade names Laminex, Inderon and West-board Industrial Plastic. For further information write to:

KIMBERLY-CLARK CORPORATION
Plastics Division • Neenah, Wis.

Compare →

A standard plywood form produced the rough-surfaced concrete on the left. Note how smooth the finish on the right looks—the work of a KIMPREG + Plywood form. Both panels have had many re-uses.



Kimpreg
REG. U.S. PAT. OFF.
PLASTIC SURFACING



*Trademark
Reg. U. S.
Pat. Off.

Get construction under cover **FASTER** with **HOLORIB**



Time is money. Especially so when weather compels holding up of construction and finishing work until the job is under cover.


Weather pulls no delaying action on Holorib Roof Deck. It goes on fast in any weather in which men can work. Nothing to pour—nothing to freeze—no waiting for anything to dry.

The strong, light sections are laid in a jiffy and quickly welded or clipped to the purlins. The end of one sheet telescopes into the end of the next.

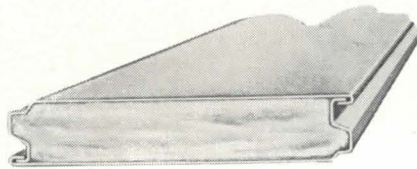
The Holorib Complete Roof Deck Unit—composed of roof deck, insulation, waterproofing felts and top dressing—protects against leakage of water *in* and against leakage of heat *out*.

And it's a lightweight roof. The complete unit weighs only 4 to 8 lbs. per sq. ft.—saving up to 15% in structural steel.


You can get a better roof—faster—with Holorib. Look into it—as well as the complete family of Fenestra Building Panels for roofs, walls, ceilings, floors, and partitions. See Sweet's (Section 3c-1) or mail the coupon for information.



HOLORIB ROOF DECK. Steel sheets reinforced by three integral triangular ribs on 6" centers. Provides flat surface for mopped application of insulation and roofing. Sheets 18" wide, in lengths as required for purlin spacing. Gages 18 and 20 are standard.




TYPE C FOR WALLS. Composed of two metal members pressed together, with felt at each side to prevent metal-to-metal contact. Filled with insulation at the factory. Standardized in 3" depth and 16" width, in 18 gage painted steel or 16 B & S gage aluminum.



TYPE D FOR FLOORS. Box beam formed by welding together two steel sections. Side laps interlock to form continuous flat surface. Cover plates available for open cells to provide two flat surfaces. Standardized in 16" width. Depth 1½" to 9". Gages 18 to 12.

Fenestra
BUILDING PANELS FOR

ROOFS



WALLS

FLOORS

DETROIT STEEL PRODUCTS COMPANY
Building Panels Division
Dept. AR-11, 2252 E. Grand Boulevard
Detroit 11, Michigan

Please send me, without obligation, information on Fenestra Building Panels.

Name

Company

Address

because of Steel Pipe

**Mrs. America
has time to live**

No potentate's wife—just an average American homemaker—yet she's free as the wind!

The real emancipation of womankind began when some distant ancestor first diverted a stream of water to his cave through a hollow log.

Now—pure water flows like magic at the touch of a tap, for drinking, bathing, laundering. Now—uniform heat carries to every corner of the home. Now—modern sanitation helps to keep the family in good health. In every phase of Mrs. America's life, pipe has had a hand in reducing the drudgery of housework, in permitting more leisure hours, in assuring comfort and well-being.

Steel pipe made it possible—just as it has made possible many other advances toward a better life.

The interesting story of "Pipe in American Life" will be sent upon request.

COMMITTEE ON STEEL PIPE RESEARCH of American Iron and Steel Institute, 350 Fifth Avenue, New York 1, N.Y.



STEEL PIPE MAKES IT POSSIBLE!




... better living through pipes of steel for plumbing and heating purposes.

WORTHINGTON

Air Conditioning and Refrigeration Report

Worthington Pump and Machinery Corporation, Harrison, New Jersey

WORTHINGTON FREON-12 COMPRESSORS COMBINE COST-SAVING INSTALLATION AND OPERATION



Pleasingly streamlined, the new Worthington Freon-12 Compressors are sturdy but light, compact but easily accessible, unusually quiet and efficient in action. And their low initial price is joined by minimum operating costs over a long service life.

Features for Better Performance

Automatic capacity control . . . scientific balancing of moving elements . . . large crankcases and positive lubrication . . . lightweight, automotive-type pistons . . . Worthington Feather* Valves — quietest,

*Reg. U. S. Pat. Off.

simplest, most efficient ever made.

Self-Contained Units

Worthington Freon-12 Compressors, from 3 to 125 hp, are also available in self-contained compressor and condenser units, with Worthington Multi-V-Drives, special motors and safety controls, for economical installation and maintenance in all types of air conditioning and refrigeration service. *Worthington Pump and Machinery Corporation, Harrison, New Jersey. Specialists in air conditioning and refrigeration for more than 50 years.*

"They're Freezing Down South . . .
with Worthington Refrigeration"



In addition to 2,000 lockers the new, ultra-modern Lawson Frozen Food Locker Plant in Columbia, S. C., has a large blast-type freezer room and rooms for processing and storing salt meats and poultry. Other features are a smoke house, offices and display space. In the basement a zero degree F. room is being built for bulk and job lot storage.



Locker rooms in the Lawson plant are kept at zero degrees F. Temperatures for the salt meat rooms are maintained at 38° F. by Worthington refrigeration equipment. This includes five 5x5 VSA ammonia remote-type units, one 4HA ammonia booster, together with an evaporative condenser, subcooler and oil separating equipment, etc. — all supplied through the Palmetto Air Conditioning and Refrigeration Co.



Mammy's Shanty, famous restaurant in Atlanta, Ga., is Worthington-equipped with a low-temperature refrigeration system handling: a sharp freezer room; a zero degree F. general storage room; and a 34F. meat storage room. This efficient, economical installation consists of two air-cooled units, Freon-12, of 1½ and 2 hp, respectively. Mr. Allen Stewart, owner, writes: "We can heartily recommend your equipment."

Another Reason Why There's More Worth in Worthington

Making more of the "inner vitals" — compressors, condensers, turbines, pumps, valves, fittings — Worthington is better able to give you a completely integrated air conditioning or refrigeration system. See your nearby Worthington Distributor for details.


A7-7

WORTHINGTON



Air
Conditioning
and
Refrigeration

RAIN SQUALLS DUE...



HAS YOUR BUILDING THIS WATERFOIL RAINCOAT?

One bad rainstorm may result in costly damage to an unprotected building and contents. To protect a building exterior and beautify it is now a simple process with Waterfoil. Unlike any other protective coating, Waterfoil is made of irreversible inorganic gels which bond both chemically and physically to masonry surfaces. By helping to impede water penetra-

tion into concrete, brick or stucco walls, Waterfoil prevents reinforcing bar rust, spalling or disintegration. Don't wait for the gale. Write for literature today—it's important to all building maintenance.

Horn products and methods protect millions of square feet of surface throughout the nation. Our field engineers consult with you and recommend materials and methods for the protection and decoration of any part of your structure in any climate or condition.



WATERFOIL

THE UNIQUE TREATMENT FOR EXTERIOR MASONRY SURFACES

A. C. HORN COMPANY, Inc.

Established 1897—50th Anniversary

Manufacturers of Materials for Building Maintenance and Construction

43-36 Tenth Street, Long Island City 1, N. Y.

Houston, Texas • Chicago, Illinois • San Francisco, Calif. • Toronto, Canada

Subsidiary of Sun Chemical Corporation

Ernest J. Kump designs an air terminal



Mesker Steel Windows

"When faced with the problem of bringing the outdoors into a building, I am always grateful for the slender, sturdy mullions of steel windows."



Architect
Ernest J. Kump
Franklin, Kump & Falk
San Francisco, Calif.

For your copy of the Mesker Book of Windows for Public Buildings,
write to Mesker Brothers, 4338 Geraldine, Saint Louis 15, Missouri

NOVEMBER 1947

What type of work does your firm handle?

| Sweet's File S architectural | | Sweet's File S architectural | | Sweet's File S architectural | | Sweet's File S architectural | | Sweet's File S architectural | | Sweet's File S for builders | | Sweet's File S engineering | | Sweet's File S engineering | |
|---|---|---|----|---|----|---|----|---|----|--|---|---|---|---|---|
| contractors and special services | 1 | waterproofing | 9 | doors | 15 | partitions, wirework and fences | 19 | pipe and fittings | 26 | builders' equipment and tools | 1 | construction equipment and services | 1 | mechanical equipment | 5 |
| foundations | 2 | heat insulation | 10 | windows | 16 | stair fronts | 20 | water supply and drainage | 27 | building materials | 2 | structural systems | 2 | electrical equipment | 6 |
| structural systems | 3 | sound control | 11 | hardware | 17 | skylights and ventilators | 21 | electrical distribution | 28 | structural equipment | 3 | building materials | 3 | plant utilities | 7 |
| masonry | 4 | wallboard, lath and plaster | 12 | door and window equipment | 18 | sanitary equipment | 22 | air conditioning and heating | 29 | mechanical and electrical equipment | 4 | structural equipment | 4 | service equipment | 8 |
| wood | 5 | flooring and wall covering | 13 | | | kitchen and food service equipment | 23 | lighting | 30 | household appliances | 5 | | | | |
| metals | 6 | paints and finishes | 14 | | | furnishings and special equipment | 24 | communication | 31 | special services | 6 | | | | |
| glass | 7 | | | | | elevators | 25 | | | | | | | | |
| roofing and siding | 8 | | | | | | | | | | | | | | |

SWEET'S FILE, ARCHITECTURAL

SWEET'S FILE for BUILDERS

SWEET'S FILE, ENGINEERING

You need information on certain kinds of building materials and equipment, according to the type of work handled by your firm. Other firms, active in other types of projects, need information on products, some of which are of little or no interest to you.


To give each firm of architects, engineers, contractors or builders the product information it requires, and to do so without wasting the money of the manufacturers who pay for this catalog service, Sweet's issues three separate files of catalogs. These three catalog files — *Architectural*, *Builders* and *Engineering* — are distributed in accordance with the type of work done, and the volume of such work.

Thus, a firm of architects designing commercial, educational, institutional, public, religious, recreational or residential buildings (other than small houses) receives Sweet's File, Architectural. Another architectural firm, active almost exclusively in the small house field, receives Sweet's File for Builders, which is compiled especially for designers and builders of light structures.

Architects predominantly active in designing industrial type buildings receive Sweet's File, Engineering. Firms of engineers, contractors or builders are similarly qualified in directing the distribution of the files.

We ask all recipients of Sweet's Files to consider that this service can be effectively rendered only with the cooperation of hundreds of manufacturers. Although some of them have products for all types of buildings, many have more restricted markets. For these, the economies of employing Sweet's service would be lost in excessive distribution of their catalogs. Specialized catalog distribution in three major divisions of the building market serves the interests of all concerned—building designers and constructors on one hand, and manufacturers of building materials and equipment on the other.

Sweet's is working constantly to get more catalogs and better catalogs in each of the files. One of the first things manufacturers want to be sure of is that their catalogs in Sweet's will be placed, without waste, in the right hands.



Sweet's Catalog Service

division of F. W. Dodge Corporation

119 West Fortieth Street, New York 18, New York



HOW ATLAS DURAPLASTIC fortifies concrete

*against effects of
freezing
and thawing*

CONCRETE resists the effects of freezing and thawing weather—and has greater durability —when made with Atlas Duraplastic air-entraining portland cement. Here's how:

Duraplastic provides the proper amount of entrained air needed for satisfactory field performance. The air bubbles are not large globules, but millions of disconnected tiny cells uniformly distributed throughout the entire mass.

Because of the extra plasticity imparted by the air cells, Duraplastic cement requires less mixing water for a given slump. This reduces segregation and bleeding, thus fortifying the concrete against freezing and thawing weather.

Duraplastic is backed by years of research and testing, and complies with ASTM and Federal Specifications. For further information, write Universal Atlas Cement Company (United States Steel Corporation Subsidiary), Chrysler Building, New York 17, New York.

OFFICES: Albany, Birmingham, Boston, Chicago, Cleveland, Dayton, Des Moines, Duluth, Kansas City, Minneapolis, New York, Philadelphia, Pittsburgh, St. Louis, Waco


A HIGHLY MAGNIFIED SECTION OF DURAPLASTIC CONCRETE would look something like this. The two large black areas represent small portions of coarse aggregate; the remaining black spots represent sand; grey area represents cement paste; white dots represent entrained air bubbles.

ATLAS DURAPLASTIC

AIR-ENTRAINING PORTLAND CEMENT

MAKES BETTER CONCRETE AT NO EXTRA COST


TRADE MARK REG.
U. A. C. CO.



AR-D-54

"THE THEATRE GUILD ON THE AIR"—Sponsored by U. S. Steel Subsidiaries—Sunday Evenings—ABC Network

WHAT DOES WATERPROOFING MEAN IN YOUR SPECIFICATIONS



Below-grade waterproofing and above-grade dampproofing affect the total cost of a structure very slightly. Yet, these treatments included in your specifications have a tremendous effect on the permanence and maintenance of a building. Properly executed, both waterproofing and dampproofing will add many years of profitable life to any type structure, reduce the exterior and interior maintenance costs, and help to assure a decorative, weather-resistant facade.

You can place the responsibility for a dry building where it properly belongs — on a reputable waterproofing contractor. Western's 35 years of experience in the solution of weatherproofing problems for America's leading firms can be successfully applied to the protection and maintenance projects of your clients. The nearest Western office will gladly assist in furnishing full information on how to specify Western methods, equipment, technical skill, and exclusive materials. Specify Western and establish definite responsibility for watertight buildings.


Weatherproofing—the art of preserving buildings through an intelligent understanding of natural forces and the use of proper materials.

Specifications for Western's exclusive materials... Ironite (below-grade) and Resto-Crete (above-grade) are available at all Western offices.

WESTERN WATERPROOFING COMPANIES

Engineers and Contractors

- ★ ST. LOUIS
Kansas City, Mo.
Springfield, Ill.
Charlotte, N. C.
Atlanta, Ga.
- ★ PHILADELPHIA
Scranton, Pa.
Baltimore, Md.
Washington, D. C.
- ★ DETROIT
Cleveland, Ohio
Toronto, Ont.
Montreal, Que.
- ★ CINCINNATI
Dayton, Ohio
Indianapolis, Ind.
- ★ BOSTON
- ★ NEW YORK
- ★ CHICAGO



Insulation on pipes, ducts and boilers must be protected by lagging material. But you need no longer spend the time or the money to have this material sewn . . . not when Arabol Lagging Adhesive is used.

This adhesive holds the canvas, asbestos, fiberglass or other covering firmly in place; dries in 4 to 6 hours; leaves a sized finish. The lagging material is neat-looking and fully protected—without the use of paint. (You can always add one coat for appearance, if you so desire.)

Maintenance is simplified—grease, oil, soot and dirt wash off easily. And the adhesive is vermin-proof . . . fire-retardant, too.

Arabol Lagging Adhesive has successfully passed rigorous tests by independent laboratories. The results show that it retains its adhesive powers despite exposure to extreme temperatures, to immersion in water, and to live steam.

Write us today for detailed facts and figures. Don't place open specifications on lagging work — insist on Arabol Lagging Adhesive. You can depend on it to fill your most exacting requirements for both utility and appearance. Also, ask about our cork cement for adhering cork to cork on refrigerator lines.

THE ARABOL MANUFACTURING CO.

Executive Offices: 110 East 42nd St., New York 17, N. Y.

CHICAGO—54th Ave. & 18th St. SAN FRANCISCO—30 Sterling St.

Branches in Principal Cities. Factories in Brooklyn, Cicero, San Francisco



Adhesives?... ARABOL

Now...

YOU can plan for high quality sound

There's a Western Electric speaker for every sound system installation

All of your clients can enjoy truly lifelike sound reproduction, unmatched tonal brilliance—with these small, wide range Western Electric loudspeakers.

Designed by Bell Telephone Laboratories, they meet every demand for truly *high quality* sound—and have a plus value in their relatively small size with ease of mounting and minimum enclosures required.

For full details, get in touch with the nearest office of Graybar Electric Company (offices in 95 principal cities) or send the coupon to Graybar.




728B—12" direct radiator.
30 watts. 60—10,000 cycles.



756A—10" direct radiator.
20 watts. 65—10,000 cycles.



755A—8" direct radiator.
8 watts. 70—13,000 cycles.



757A—dual unit system.
30 watts. 60—15,000 cycles.



Western Electric

— QUALITY COUNTS —

Graybar Electric Company A-2
420 Lexington Ave., New York 17, N. Y.

Gentlemen: Please send me literature describing the new line of Western Electric loudspeakers.

Name _____

Address _____

City _____

State _____

Choose from **3** styles
with

TILETONE'S complete line of

**MODERN DESIGN
SHOWER CABINETS**


For residential or commercial buildings, new or old, Tiletone offers a complete line of modern design shower cabinets. Three styles are available now. All are superior Tiletone quality. For beauty and utility . . . for all building needs . . . Tiletone has models you can recommend with confidence.

WHY SPECIFY SHOWER CABINETS?

1. A new pre-sold market is here . . . big demand.
2. Assured satisfaction for the owner.
3. No delay . . . available today.
4. Easy, fast installation . . . save space.

WHY SPECIFY TILETONE?


1. A complete line . . . 3 popular styles.
2. New modern design . . . rigid . . . beautiful.
3. Improved receptor base . . . leak-proof drain.
4. Double-baked enamel walls . . . the finish lasts and lasts.



MODEL 75

Sizes: 32" x 32" x 80",
36" x 36" x 80" and
40" x 40" x 80" Corner.

Terrazzo receptor, White Dura-Bond enameled aluminum cabinet. Interior lights. Anodized aluminum glass doors. Adjustable shower head. Dial type mixing valve.



MODEL 45

Size: 32" x 32" x 76"

Porcelain enameled receptor. Aluminum panels finished in white enamel. Shower curtain. Shower head. Dual shower valves.



MODEL 55

Sizes: 32" x 32" x 80",
36" x 36" x 80" and
40" x 40" x 80" Corner.

Terrazzo or porcelain enameled receptor. White Dura-Bond enameled aluminum cabinet. Shower curtains. Shower head. Dual shower valves.

**IMMEDIATELY
AVAILABLE**

TILETONE
Shower Cabinets

TILETONE COMPANY
2323 WAYNE AVENUE, CHICAGO 14, ILLINOIS



Insures low maintenance costs

Weather plays a very important part in the maintenance costs of homes—but not when you use Homasote Insulating and Building Board. This wood fibre board is *weatherproof* . . . a fact attested by letters from hundreds of home owners.



Homasote offers a combination of great structural strength with high insulating value in *one material*. Because Homasote comes in big

sheets (up to 8' x 14')—you have less handling, fewer nailings, fewer wall joints, less waste.

Homasote is *practical*—use it for interior walls; see the fine crackproof base it provides . . . perfect for paint or wallpaper. Add roof and sidewall sheathing of Homasote to get top *insulating value*. And for *strength* as well as insulation—use Homasote for subflooring, ceiling and exterior walls.


Homasote has proved itself by 30 years of successful application on residences, garages and structures of many different types.

We invite architects and builders to send for a copy of our new booklet, describing some of the many uses for *weatherproof* Homasote. The book gives physical characteristics, performance charts, specification data and application instructions. Write for your copy today.



HOMASOTE COMPANY, Trenton 3, N. J.

INTERESTED IN
Smoke-free air?




that's definitely an
Electro-Airmat job!

SMOKE had air filters "buffaloeed" for years. But no more—the Electro-Airmat averages 85% to 90% efficiency as compared to the 0% to 15% rating of ordinary mechanical filters for smoke removal.

That's a big difference and there's a reason. Electro-Airmat combines the best of both electronic and mechanical filtration. Airmat paper, a dry type filtering media used successfully for 20 years, serves as the collector element. Under electrostatic charge every fibre becomes a collecting electrode, attracting and holding minute smoke and dust particles which normally pass through mechanical filters.

Airmat paper simplifies maintenance, too. Its dust carrying capacity is increased 30% by electrostatic charge. When dust-loaded, you simply throw away and replace quickly with a clean sheet of Airmat. A reloaded filter is a new filter and all the fuss and muss of maintaining oil baths, removing sludge, washing and oiling collector plates is eliminated.



Airmat paper.

And you are never without protection. An Electro-Airmat can't quit on the job. If electronic action ceases due to power failure or in case of "stack effect" due to system design, Airmat paper continues to function as an efficient mechanical filter.

Smoke-free air? Sure you can have it plus these many other advantages with an AAF Electro-Airmat. Write for Catalog No. 253.


AMERICAN AIR FILTER COMPANY, INC.

389 Central Ave., Louisville 8, Ky.

In Canada: Darling Bros., Ltd., Montreal, P. Q.



ELECTRO-AIRMAT
ELECTRONIC PRECIPITATOR



Treasured Possessions that last a Lifetime...

Sterling silver and Zephyr Double Walls are chosen both for their charm and beauty and because they last a lifetime.

Creo-Dipt genuine red cedar Double Walls are the perfect choice for small or large homes of distinction and enduring attractiveness.


Economical too—as the applied cost is only a fraction more than substitute materials. Double Wall construction means Zephyr approved insulating board under deep textured genuine Zephyr red cedar shingles.

Zephyrs are all vertical grain deep textured shingles, with square butts and parallel sides. Tops are smooth sawn to provide a tight, snug fit. Easy to apply—and certain to please.



Available in a large range of pleasing, lasting colors—all laboratory tested to resist weather.

The John Howard Payne house at Easthampton, Long Island, built in 1660. This all-shingled home is a splendid example of the longevity of red cedar shingles.




ZEPHYR

DOUBLE WALLS

CREO-DIPT COMPANY, INC., NORTH TONAWANDA, N. Y.
CREO-DIPT OF CANADA, LTD. VANCOUVER, B. C.

THE ORIGINAL STAINED SHINGLE—FIRST AND BEST



The Choice of Leaders

The first hotel bearing Hilton's name as well as eight other Hilton Hotels were Van-equipped.

- The planning of such efficient kitchen installations takes time.
- Even though your client does not contemplate immediate food service changes, we recommend that thought be given to the planning now.

Call in Van Early.



BOOK FOR PLANNERS

New Van Centennial Book of Installations available on request on official letterhead.

The John Van Range Co.

EQUIPMENT FOR THE PREPARATION AND SERVING OF FOOD

DIVISION OF THE EDWARDS MANUFACTURING CO.

Branches in Principal Cities

429 CULVERT STREET

CINCINNATI 2, OHIO

*Smart
Merchandising
begins with
Air Conditioning*

"Freon"-Actuated System is Easily Maintained . . . Could Readily be Installed in Existing Structures



Produce Department where an ice-water spray replaces moisture . . . keeps fruits and vegetables fresh and crisp.

"All out for comfort" . . . that was the idea Jack Cinnamon had in mind when he built this new, 40,000-cubic-foot, air-conditioned super-market. Smart merchandising, too. Because people *like* to shop in comfort . . . and real comfort in *any* store generally encourages spending.

The Cinnamon store, located in Wyandotte, Mich., a suburb of Detroit, has a "tailor-fitted" air-conditioning system. It consists of easily maintained standard units of Carrier manufacture actuated with "Freon" safe refrigerants exclusively. Thermostatic controls economically, efficiently and safely provide an ideal

interior climate the year round. A 45-ton system serves the main market and produce section.


A feature of the unique engineering design of the system is that there are no drafts. In summer, doors are removed and the change from outside heat to cooled interior is a gradual one. Ceiling outlets, harmonizing with the decorative scheme, supply a steady circulation of filtered air throughout four departments. Self-service refrigerated cases display meats wrapped in cellophane; others contain frozen sea foods, baked goods, dairy products and ice cream. There is also a beauty parlor and floral shop.

"The system is a feasible design for installation in already existing markets," stated Svend Sogaard of James & Reach, Inc., Detroit, air-conditioning engineers on the job.

An investment in store comfort begins to pay dividends right from the start. And to safeguard that investment, architects everywhere unhesitatingly recommend equipment designed to utilize "Freon". These refrigerants are safe . . . non-toxic, non-flammable, non-explosive, and they help promote the economical, efficient operation of the system. Kinetic Chemicals, Inc., Tenth and Market Streets, Wilmington 98, Del.



Roadside view of newly opened food center designed by Charles Horner, architect. The Mahoney Construction Co., Detroit, was the builder.



U.S. General Pencil Company © **KIMBERLY** 513 **2B**

The demand for
KIMBERLY
 Carbo-Weld
DRAWING PENCILS

is proof of Kimberly "Built-in-Quality"—the quality incorporated in their strong, smooth leads, uniform grading and the Carbo-Weld process of binding wood and lead so securely that point breakage is cut to a minimum on the drawing board.

Regardless of the work, planning, rendering, tracing, etc., Kimberlys will do the job better—and for exceedingly fine blueprint reproduction, use the Tracing Degrees.

THE 22 ACCURATE DEGREES ARE 6B to 9H
 TRACING 1-2-3-4 and EXTRA B for layout.

Write Department R for a free trial pencil, ask for your favorite degree. Buy them from your dealer.

Makers of Fine Pencils since 1889
General Pencil Company

67-73 FLEET STREET  JERSEY CITY 6, N. J.




Hold Any Temperature You Want with




Refrigeration

"Cold" down to 130 degrees below zero F. is now common in research and test work. Penicillin is dried at minus 75. Foods are quick-frozen at minus 30 to minus 60: are stored at zero to minus 20. Ice is frozen commercially in brine at 16. Fresh foods are held at 34 to 36. Drinking water is cooled to 45. Air conditioning, at 70 to 85, tops the scale of refrigerating loads. • Whatever the temperature wanted, you can hold it most dependably with Frick Refrigeration. Sixty-five years' experience says so!




One-man One-shift Semi-Automatic Plant Makes 42 Tons of Ice Daily.



Frozen Foods Stored at -10° F. by Birds Eye-Snider.



Frick-Freezer Tunnel operated at -35° F. at Lancaster, Pennsylvania.




Test at -76° F. in a Refrigerated Laboratory of Bendix Radio.


DEPENDABLE REFRIGERATION SINCE 1882
FRICK Co.
 WAYNESBORO, PENNA.  U.S.A.

MORE
"LIGHT-POWER"
FOR POWER HOUSES
WITH TRUSCON
DONOVAN STEEL WINDOWS


● Applications of mechanically controlled Donovan Windows for power house installations are steadily increasing. The manifest advantages of this exclusive Truscon product are becoming more generally appreciated by architects and engineers seeking a practical solution of the problem of adequate ventilation control for large window openings. With the entire operating mechanism integrally built into the unit, but completely concealed, the unsightly appearance of exposed shafting, gears and ventilator arms is avoided. No expensive field labor is required to install and adjust the operating mechanism. It is only by the use of the largest and heaviest steel window sections rolled for window manufacture, and available exclusively to Truscon, that single window units up to 18'-0" in height and 16'-0" in width may be completed in our shop and shipped as an integral unit ready for installation and use. Write for catalog describing Truscon Donovan Steel Windows.




Truscon manufactures the most complete line of Steel Windows and collateral material obtainable from any one source. The illustrations indicate a few types.




Maxim-Air Louver Type Windows



Top Hung Continuous Windows and Mechanical Operators



Double-Hung Windows Medium and Heavy Types



Intermediate Projected Windows

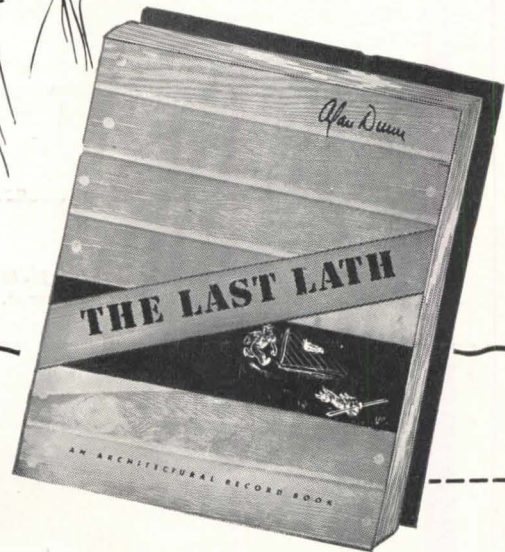
TRUSCON STEEL COMPANY

YOUNGSTOWN 1, OHIO

Subsidiary of Republic Steel Corporation

Manufacturers of a Complete Line of Steel Windows and Mechanical Operators... Steel Joists... Metal Lath... Steeldeck Roofs... Reinforcing Steel... Industrial and Hangar Steel Doors... Bank Vault Reinforcing... Radio Towers... Bridge Floors.

"I'LL HAVE TO RUSH BACK TO THE OFFICE; I FORGOT
TO LOCK UP MY COPY OF ALAN DUNN'S
THE LAST LATH!"



We know how you feel, sir. After waiting all these years for a collection of Alan Dunn cartoons about building, you don't want THE LAST LATH to slip through your fingers. (Especially since it contains 120 Alan Dunn cartoons from the *Record* plus 32 hitherto unpublished ones, all printed on 96 sturdy 8 x 10 pages and bound in heavy picture covers.)

But a more charitable way to protect your property would be to give your friends and associates THE LAST LATH as a Christmas gift.

Count up the threats to your LAST LATH right now, and use the attached coupon to order as many as you'll need.

ARCHITECTURAL RECORD BOOK DEPT.
119 West 40th Street, New York 18, N. Y.

Please send me copies of THE LAST LATH.

I enclose \$


1 to 5 copies \$2.50 each. 6 to 100 copies \$2.25 each.
Over 100 copies \$2.00 each.

Name

Address

City Zone State

1950 ELECTRICAL OUTLETS ON ONE FLOOR!



RCA Modern Studios for Sound and Television Equipped with WALKER UNDERFLOOR SYSTEM!

A network of concealed steel ducts provides raceways for all electrical circuits. Outlets for light, power, antennae, and telephone are quickly available from "Locked-In" inserts located on two-foot centers.

Architects will appreciate what this flexibility means in these days of modern functional design.

Investigate the "Preset" idea of Underfloor Distribution and you'll find that it can be used to advantage in any type of office building, school, factory, store or bank.

Write now for our Catalog No. 146 or consult Sweet's Architectural File for details.

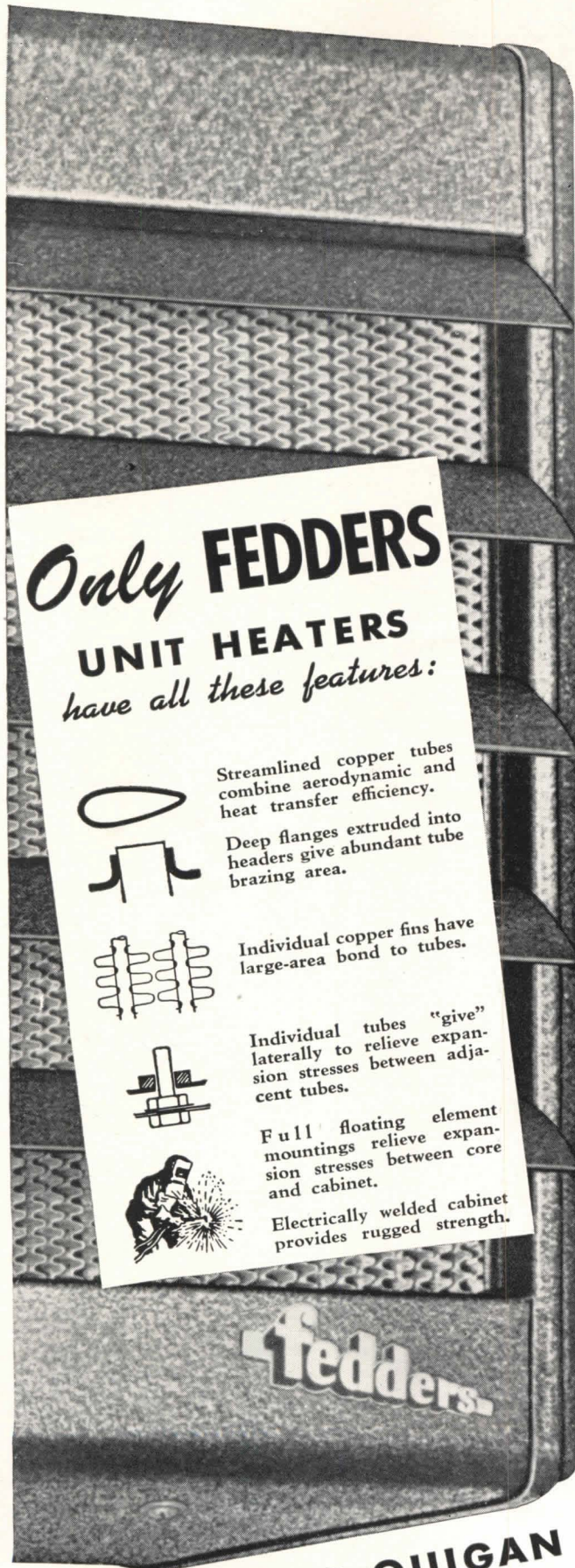
WALKER BROTHERS
Conshocken, Pa.



UNDERFLOOR SYSTEMS



Display Rooms for RCA Victor Division, Radio Corporation of America, Camden, N. J. Carroll, Grisdale and Van Alen, Architects. Consulting Engineer—A. Ernest D'Ambly.

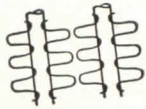


Only FEDDERS
UNIT HEATERS
have all these features:



Streamlined copper tubes combine aerodynamic and heat transfer efficiency.

Deep flanges extruded into headers give abundant tube brazing area.



Individual copper fins have large-area bond to tubes.



Individual tubes "give" laterally to relieve expansion stresses between adjacent tubes.



Full floating element mountings relieve expansion stresses between core and cabinet.

Electrically welded cabinet provides rugged strength.

fedders

FEDDERS-QUIGAN
CORPORATION
BUFFALO 7, NEW YORK

EMPLOYMENT OPPORTUNITIES AVAILABLE

Advertising rates on request

LOS ANGELES, CALIFORNIA: Architectural firm of Austin, Field and Fry have permanent positions open for *senior* architectural draftsmen. Must be experienced in monumental, commercial, industrial and educational projects. Inform fully as to education, age, salary requirements and all other pertinent data. 629 Chamber of Commerce Building, Los Angeles, California.

WANTED: Instructor to teach structural design and related courses to architectural students. Apply to: Paul Weigel, Department of Architecture, Kansas State College, Manhattan, Kansas.

WANTED: By established architectural firm in Jackson, Mississippi, an architectural draftsman with design experience. In reply please state age, experience, education, and salary expected. Box 268, ARCHITECTURAL RECORD, 119 W. 40th St., New York 18.

WANTED: Architectural designers and architectural draftsmen for work of long duration in southwestern United States. Give details of experience, salary requirements and date available. Box 270, ARCHITECTURAL RECORD, 119 W. 40th St., New York 18.

ARCHITECTURAL DESIGNER, experienced in modern design and capable of preparing renderings and working drawings. Permanent employment and opportunity for creative design in progressive office with large volume of schools, churches, commercial and industrial work. Submit experience record and samples of work. Walter Wagner, Architect and Engineer, Fulton-Fresno Building, Fresno, California.

WANTED: Young architect with initiative and imagination. Five to ten years experience, preferably commercial, industrial and institutional work. Must have or be eligible for Pennsylvania registration. Excellent opportunity for permanent position and possibly membership in firm if mutually satisfactory. State education, experience, age and salary desired. Location northwest Pennsylvania. Box 272, ARCHITECTURAL RECORD, 119 W. 40th St., New York 18

ARCHITECT: Established plastics manufacturer on Eastern Seaboard is seeking a young architect interested in the application of new materials to store modernization and in an opportunity for creative development. First letter should contain complete information, including age, references, salary desired and details of education and experience, particularly in store architecture. Box 274, ARCHITECTURAL RECORD, 119 W. 40th St., New York 18.

REGISTERED ARCHITECT offers services on part-time basis to engineers, architects real estate offices and other agencies. Services include planning, designing, detailing, site analysis, etc. All type projects. Terms arranged. Box 276, ARCHITECTURAL RECORD, 119 W. 40th St., New York 18.

ARCHITECTURAL DRAFTSMAN: Experienced, wanted by major oil company in New York City. 35-hour week. Advancement opportunity. Give full particulars on age, education, experience, individual duties performed and salary expected. Box 278, ARCHITECTURAL RECORD, 119 W. 40th St., New York 18.

Windowalls ...IN **IDEA HOUSE II**



As you might well expect, when the designers of **IDEA HOUSE II** planned their rooms for maximum sunshine, maximum ventilation and maximum view, they specified **ANDERSEN WINDOWALLS**.

In this post-war idea-filled home—just as in the pre-war **IDEA HOUSE** built by the very practical Walker Art Center in Minneapolis—**WINDOWALLS**

play a major role in the thoroughly “opened” plan.

Here, in the “activity” room, is an Andersen Casement Picture Window Unit, completely prefabricated and precision-fitted at the factory. The center sash is made of sealed double glass.

Write Andersen for full information, or consult Sweet’s Architectural or Builders’ File.

Andersen Corporation • BAYPORT • MINNESOTA



The strongest foundation for shower wall construction. For installations of tile, marble, slate, plaster, or glass shower walls; eliminates lead pan and double drainage fittings. With a Fiat Precast Receptor installed as part of the plumbing, the tile setter has the most rigid, solid foundation for wall construction obtainable. A built-up shower is no stronger than the receptor on which it is built.

Fiat receptors for built-up showers are leakproof, slip-proof, and non-absorbent, made of Terrazzo (black and white marble chips and white portland cement) cast in one piece with brass drain for 2" waste connection cast integral with receptor.

U. S. Naval Academy at Annapolis has installed 600 Fiat precast terrazzo receptors for marble wall showers.

SQUARE TYPE
STANDARD SIZES
32" x 32"
36" x 36"
40" x 40"



CORNER ENTRANCE RECEPTOR
STANDARD SIZES
36" x 36"
40" x 40"

In Canada—Fiat showers are made by the Porcelain and Metal Products, Ltd., Orillia, Ontario.



Metal Manufacturing Company

Long Island 1, N. Y.

Chicago 13, Ill.

Los Angeles 33, Calif.

Murphy Cabranette Kitchens

Full kitchen convenience
in minimum space

Welded steel throughout. Exposed surfaces of
genuine vitreous porcelain.

Made in 4 widths. Add Utility Cabinets (with shelves) and Implement Cabinets for more storage space. Murphy Cabranette Kitchens never require repainting—upkeep is negligible.

No. 39

Ultra-compact. Storage, deep-bowl sink, electric cookery and refrigerator for efficiency apartment or bachelor suite. 39 inches wide and 23 inches deep, it fits in tiny space.




No. 480

Full kitchen convenience in two by four feet. Gas or electric range with oven, electric refrigerator, sink and storage cabinets.



Nos. 60 and 66

Full-sized electric or gas range with oven, full-sized sink, larger refrigerator and more storage space. 60 and 66 inches wide respectively.



Utility and Implement Cabinets



In 15-inch & 21-inch widths.

May be added to all size kitchens.

DWYER PRODUCTS CORPORATION
Dept. AR547 Michigan City, Indiana

FORCED CIRCULATING HOT WATER HEAT WITH

Thrush **ZONE CONTROL**


IN BUILDINGS LIKE THESE




REDUCES INSTALLATION COSTS AND ...

Saves Fuel!

THE SAVINGS reported by owners of apartment houses and multiple-occupancy buildings, made through the use of Thrush Zoning, are truly amazing. One installation in a combined apartment and store building reports a saving of at least 50% for fuel as compared with central city heating formerly used. Larger residences and even small homes may be zoned advantageously so that lower temperatures can be carried in sleeping quarters, garage, or other areas without affecting comfort in the living quarters. Thrush offers the simplest zoning method yet devised, inexpensive to install and requiring only the simple units shown at right for each zone. Get all the facts now from your wholesaler or write Dept. J-11



THRUSH WATER CIRCULATOR



No. 201 THRUSH RADIANT HEAT CONTROL



THRUSH FLOW CONTROL VALVE


JUST THESE SIMPLE UNITS FOR EACH ZONE

H. A. THRUSH & COMPANY . . . PERU, INDIANA

The *Hallmark*
OF TOMORROW'S HOME

SOSS

INVISIBLE **HINGES**



The MODERN...
DIFFERENT "out of sight" HINGE

"This house has personality! There is something different and distinctive about it!" Many times people make just such remarks when looking at a home equipped with SOSS INVISIBLE HINGES—for these hinges when installed are completely concealed.

It is obvious why SOSS hinges impart a distinguished personality to any home. For one thing they permit the use of flush surfaces for doors, panels and cupboards which are a feature of modern streamlined design. Furthermore they eliminate surfaces marred by unsightly protruding butts. Your clients will commend you for suggesting these modern hinges.

Write for SOSS "Blue-Print Catalog" giving full details of the many applications of this modern hinge. Free on request.

SOSS MANUFACTURING COMPANY

21765 HOOVER ROAD • DETROIT 13, MICHIGAN



STATEMENT OF THE OWNERSHIP, MANAGEMENT, CIRCULATION, ETC., REQUIRED BY THE ACTS OF CONGRESS OF AUGUST 24, 1912, AND MARCH 3, 1933

Of ARCHITECTURAL RECORD, combined with American Architect & Architecture, published monthly at Concord, New Hampshire, for October 1, 1947.

State of New York, County of New York } ss.

Before me, a Notary Public, in and for the State and county aforesaid, personally appeared H. Judd Payne, who, having been duly sworn according to law, deposes and says that he is the Publishing Director of the Architectural Record, combined with American Architect & Architecture, and that the following is, to the best of his knowledge and belief, a true statement of the ownership, management, etc., of the aforesaid publication for the date shown in the above caption, required by the Act of August 24, 1912, as amended by the Act of March 3, 1933, embodied in section 537, Postal Laws and Regulations, printed on the reverse of this form, to wit:

1. That the names and addresses of the publisher, editor, managing editor, and business managers are:

Publisher, F. W. Dodge Corp., 119 West 40th St., New York 18, N. Y.; Editor, Kenneth K. Stowell, 119 West 40th St., New York 18, N. Y.; Managing Editor, Emerson Goble, 119 West 40th St., New York 18, N. Y.; Business Manager, Robert F. Marshall, 119 West 40th St., New York 18, N. Y.

2. That the owner is: (If owned by a corporation, its name and address must be stated and also immediately thereunder the names and addresses of stockholders owning or holding one per cent or more of total amount of stock. If not owned by a corporation, the names and addresses of the individual owners must be given. If owned by a firm, company, or other unincorporated concern, its name and address, as well as those of each individual member, must be given.)

F. W. Dodge Corp., 119 West 40th St., New York 18, N. Y.

Names and Addresses of Stockholders Owning or Holding One Per Cent (1%) or More of Total Amount of F. W. Dodge Stock as September 29, 1947:


Paul Abbott, c/o Irving Trust Co., 1 Wall St., New York, N. Y.; Dana T. Ackerly, 15 Broad St., New York, N. Y.; May Gibson Baker, Apt. D-5, 35-34 84th St., Jackson Heights, L. I., N. Y.; Howard J. Barringer, Box 736, Brightwaters, N. Y.; James McV. Breed, 15 Broad St., New York, N. Y.; Jane Curtiss Breed, 2 East 67th St., New York, N. Y.; William C. Breed, 15 Broad St., New York, N. Y.; Mary F. Broadwell, 423 West 120th St., New York, N. Y.; Dwyer & Company, 22 William St., New York, N. Y.; Eddy & Company, P. O. Box 706, Church Street Annex, New York, N. Y.; C. A. England & Company, 165 Broadway, New York, N. Y.; Sumner Ford, 15 Broad St., New York, N. Y.; Sumner Ford and Underwriters Trust Company, Trustees, c/o Trust Department, 50 Broadway, New York, N. Y.; Irving W. Hadsell, 119 West 40th St., New York, N. Y.; Thomas S. Holden, 119 West 40th St., New York, N. Y.; Laura Morgan Jackson, "Stonewalls," Ridgefield, Conn.; Frances M. McIntosh, 194 Brewster Road, Scarsdale, N. Y.; Helen D. Morgan, 399 Park Ave., New York, N. Y.; Laura O. Morgan, 25 Ridge Croft Road, Bronxville, N. Y.; T. Oliver Morgan, 25 Ridge Croft Road, Bronxville, N. Y.; T. Oliver Morgan, Trustee, 25 Ridge Croft Road, Bronxville, N. Y.; Cordelia Dana Nash, Apt. 15 B, 60 East 96th St., New York, N. Y.; Minnie C. Ort, Port Murray, R. D., New Jersey; George H. Partridge, 9 Towers East, Bronxville, N. Y.; Jane A. Pratt, c/o Manufacturers Trust Company, 741 5th Ave., New York, N. Y.; William J. Quinn, 15 Broad St., New York, N. Y.; Marcus Wayne, 2489 Overlook Road, Cleveland Heights, Ohio; H. A. Whitten & Company, 165 Broadway, New York, N. Y.; Chauncey L. Williams, 119 West 40th St., New York, N. Y.; George A. Wilson, Trustee, 15 Broad Street, New York, N. Y.; Helen Morgan Young, 71 Summit Ave., Bronxville, N. Y.

3. That the known bondholders, mortgagees, and other security holders owning or holding 1 per cent or more of total amount of bonds, mortgages, or other securities are: NONE.

4. That the two paragraphs next above, giving the names of the owners, stockholders, and security holders, if any, contain not only the list of stockholders and security holders as they appear upon the books of the company but also, in cases where the stockholder or security holder appears upon the books of the company as trustee or in any other fiduciary relation, the name of the person or corporation for whom such trustee is acting, is given; also that the said two paragraphs contain statements embracing affiant's full knowledge and belief as to the circumstances and conditions under which stockholders and security holders who do not appear upon the books of the company as trustees, hold stock and securities in a capacity other than that of a bona fide owner; and this affiant has no reason to believe that any other person, association, or corporation has any interest direct or indirect in the said stock, bonds, or other securities than as so stated by him.

H. JUDD PAYNE,
Publishing Director.

Sworn to and subscribed before me this 1st day of October, 1947.
(SEAL) IDA A. PETERSON, Notary Public in the State of New York.
Appointed for Westchester County, New York County Clerk's No. 545.
Commission expires March 30, 1949.



For Perfection Use
MEDUSA WHITE
the original WHITE Portland Cement



Architects who seek the highest degree of perfection in terrazzo, stucco, cast slab, white concrete, will do well to specify Medusa White—the original white portland cement.

In designing construction calling for the use of white cement to produce pure white or colored work and desired textures, you cannot afford to take chances.

Consider this important fact: Medusa White has been used successfully for thirty-nine years. No other white cement has a use service record as long as this. Consequently when you specify Medusa White you know in advance that you are going to get a cement that is pure white in color, that can be tinted with pigments or colored aggregate to any color you desire and will lend itself to any surface textures. Time has proved it the most dependable of all white cements.

Medusa has literature available to you covering any use of Medusa White. Write today advising us of your requirements for white cement and let us send you complete information covering that construction.

MEDUSA PORTLAND CEMENT CO.

1015 Midland Building • Department K' • Cleveland 15, Ohio

Also made by Medusa Products Co. of Canada, Ltd., Paris, Ont.

"FIFTY-FIVE YEARS OF CONCRETE PROGRESS"

Another ARCHITECTURAL RECORD FIRST

With the September issue, Architectural Record inaugurated a special Western Edition serving architects and engineers in the eleven Pacific and Mountain states.

Copies of Architectural Record circulated in these eleven Western states now carry, in addition to all the regular contents, a special Western editorial and advertising section.

Why this expansion move?

Because Western architects and engineers need specialized building design information related directly to western conditions. • Because distribution of many building products manufactured in the West is regional in scope, and these manufacturers need a vehicle for their advertising which combines the strength and authority of a leading national magazine with the economy of regional circulation. • And because many manufacturers of nationally distributed building products need this same kind of advertising medium to give strong but economical support to their Western branches and distributors.

So in addition to being first among all architectural publications in architect circulation, in consulting engineer circulation, in number of advertisers and total advertising pages carried . . . Architectural Record is now the first national architectural magazine to make it possible for you to put facts on your products before Western architects and engineers *only*—at a cost in keeping with this coverage.

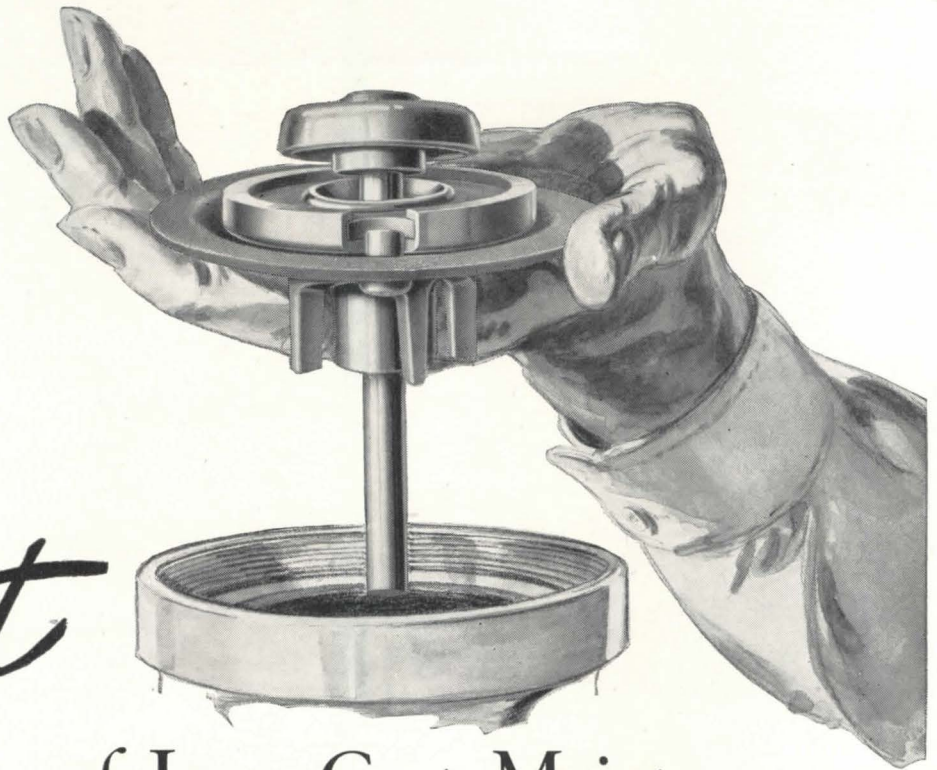
A long and growing list of building product manufacturers and distributors already are taking advantage of this new opportunity to score a bull's-eye on the Western building market. We will be glad to show you how you can put the Western Edition of Architectural Record to work for you.



“Workbook of the Architect-Engineer”

119 WEST FORTIETH STREET, NEW YORK 18

Only 6 moving parts, the simplest assembly of any flush valve and the quickest and easiest to repair.



*The
Secret*

—of Low Cost Maintenance
is in the Utter Simplicity of DELANY VALVES

It is a known fact that DELANY FLUSH VALVES require less service, over longer periods, but do you know why? There is but one component part subject to maximum wear and tear—the tough leather diaphragm, made to take long and constant use. The other functional parts are loose-fitting and hence free from friction and all wear and tear. A New Diaphragm, when needed after 5 to 10 years, costs little. Its replacement is accomplished quickly and easily, and regains instantly the initial efficiency of the DELANY FLUSH VALVES.



DELANY FLUSH VALVES are highly recommended for private homes, and particularly for "rental construction" as now planned by the Government.

SINCE 1879
Coune & Delany Co.
BROOKLYN N.Y.
FLUSH VALVES · VACUUM BREAKERS · PLUMBING SPECIALTIES

IN CANADA: THE JAMES ROBERTSON COMPANY, LIMITED • MONTREAL • TORONTO • ST. JOHN. N. S.

A NATION-WIDE SERVICE OF FLOOR TREATMENT ENGINEERS

HILLYARD'S
OFFICE AND PLANT
ST. JOSEPH, MO.

**HILLYARD'S...
THE MAIN
THING IN
MAINTENANCE**

There is no floor problem too large or too small for Hillyard Floor Treatment Engineers. Hillyard's have products for every type surface in every type of institution, from the basement floor to the roof top and Hillyard trained men to give you the utmost in economical Floor Treatment, Safety and Sanitation Maintenance.

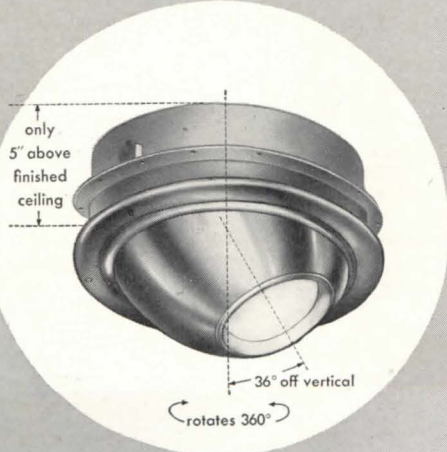
Write or wire us today for the Hillyard Floor Treatment Specialist nearest you, his advice is entirely FREE.

HILLYARD SALES COMPANIES

470 ALABAMA ST. SAN FRANCISCO 2, CALIF. DISTRIBUTORS HILLYARD CHEMICAL CO. ST. JOSEPH, MO. BRANCHES IN PRINCIPAL CITIES 1947 BROADWAY NEW YORK 23, N. Y.

Eye-light

YOUR MERCHANDISE



Cat. No. 351, semi-recessed eyeball. \$36
(150 watt reflector bulb)

CENTURY Lighting Equipment is ENGINEERED Lighting Equipment

CENTURY LIGHTING, INC.

419 West 55th Street, New York · 626 N. Robertson Blvd, Los Angeles

The **COLOR** is here!

No more "fumbling" with colors! Time is saved, controversies are averted when you have the Moleta COLOR GUIDE. This handsome book is winning round-the-world honors . . . serving users in Europe, Arabia, Africa, China, all over the globe!

The Moleta COLOR GUIDE gives a page-by-page display of 150 beautiful colors . . . each tint from the palest to the darkest shown on a large page (9" x 15"). The correct mixing formula is given on the reverse of each page.

Write for your copy of the Moleta COLOR GUIDE
—\$5.00, delivered anywhere in the U. S. A.

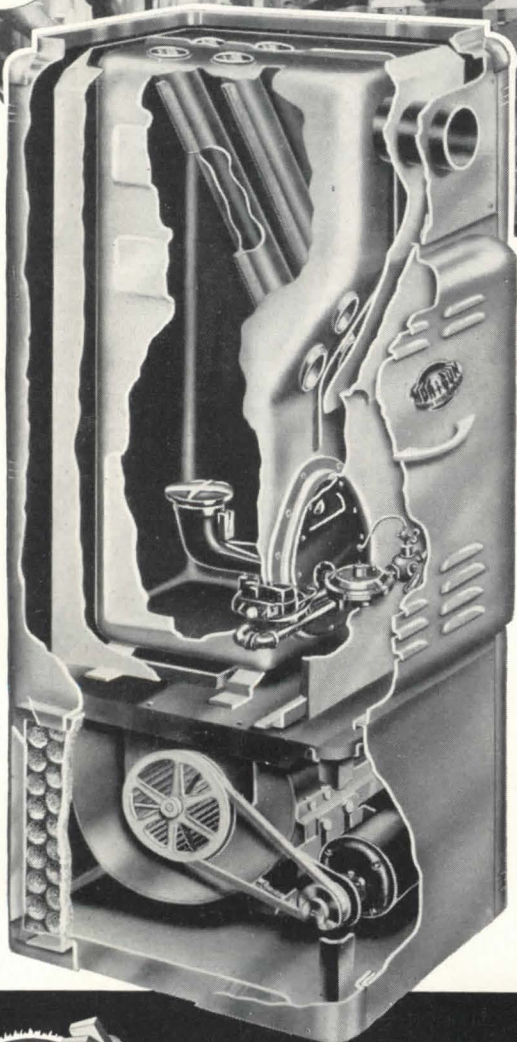
MONROE, LEDERER & TAUSSIG, Inc.
606 N. American St., Phila. 23, Pa.

Moleta

ARCHITECTURAL

The Truly Washable
FLAT OIL PAINT

HOUSING and HEATING the FACE of the NATION!



**Bradford Homes, Inc., builds TWO
"Quantity plus Quality" Homes in Evansville daily!**

**... with MOR-SUN Pressed Steel Forced Warm
Air Furnaces assigned to do the heating job!**

Quality need not be expensive — and it isn't when operative builders like Bradford Homes, Inc., get on the job.

In the first 13 months, Bradford Homes built 350 houses in Evansville — and now they're handing the keys to two Vets per day.

And every house is a quality house — heated by the famous Mor-Sun U-4-G furnace, the #1 furnace on America's heat parade.

Congratulations, Bradford Homes, Inc. — Mor-Sun is proud to be a part of your project!




MORRISON STEEL PRODUCTS, INC.

BUFFALO 7, N. Y.

"The Sun Never Sets with MOR-SUN"

TRUE DIFFUSION

with the New **HONEYWELL**
AIR
CONDITIONING **REGISTER**




SIX Important New Features!

1. Smart new functional design
2. No streaks on walls and ceilings
3. Installation costs drastically cut
4. Balancing becomes quick one man job
5. Branch quadrants eliminated
6. Manual shut-off aids fuel saving

MINNEAPOLIS-HONEYWELL REGULATOR CO.

2600 FOURTH AVENUE SOUTH • MINNEAPOLIS 8, MINN.



Cabot's Creosote Stains

**COMBINE BEAUTY
AND UTILITY**

You can achieve striking color effects in exterior woodwork by using Cabot's Creosote Stains... clear brilliant hues to weathering browns and grays. Penetrating deeply, Cabot's Stains actually *dye* the wood, displaying grain to its best advantage.

The 60% to 90% content of pure creosote oil is a long-lasting wood preservative, greatly lengthening the life of siding, clapboards, and shingles.

Write for Free Booklet, "Stained Houses" and color card. Samuel Cabot, Inc., 1298 Oliver Building, Boston 9, Mass.

CABOT'S

*Creosote
Stains*

More Efficient Lighting with **ABolite**



DUO-MOVE SYSTEM OF MAINTENANCE



**QUICK REPLACEMENT
EASY TO CLEAN
SAVES TIME & LABOR**

ABolite DUO-MOVE type reflectors consist of a hood with separable socket which remains permanently attached to the conduit. The lower member of socket is attached to metal collar at top of reflector neck. This permits reflector and lamp to be taken down as a unit. With the Duo-Move Changer, maintenance is so easy and quickly accomplished you can always have clean reflectors and bright, efficient lighting. DUO-MOVE and separable socket type reflectors are available in RLM standard dome, shallow dome, deep bowl and mercury vapor types. ABolite Reflectors are sold exclusively through electrical wholesalers.

Light right with



The Jones Metal Products Co., West Lafayette, O.

An OASIS

ELECTRIC WATER COOLER


**Specially Designed for
Mills and Foundries**

(Or where excessive heat, dust, lint,
high humidity, etc. exist)


This specially built OASIS, with its *water-cooled* condenser, is not affected by atmospheric conditions that hamper air-cooled units. Its one-piece, air-sealed cabinet of heavy-gauge, rust-proofed steel... durable, stainless steel top... smooth, easy dial-action bubbler control (and glass filler if desired) and other highlights reflect 20 years of water-cooler leadership by EBCO—world's largest manufacturers of electric water coolers!

Write.

World's Largest
Electric Water
Cooler Maker



Other models
and sizes for
every need!



THE EBCO MFG. CO. 401 W. Town St.
Columbus 8, Ohio



The Crane Sunnycrest Kitchen

Kitchens like this

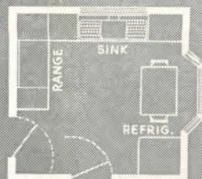
for the homes you plan

Here is the first place Mrs. Client looks—and you know the power of a woman! With a Crane Kitchen in your plans, you're really playing safe . . . she knows Crane better than any other name in plumbing.

Of course, the same holds true for laundries and for bathroom groups. And here, just as in kitchens, Crane offers a size and style for every plan—a price for every budget.

You'll see the same breadth in heating equipment, too. In the Crane line there is everything for home heating—whether you specify hot water, steam or warm air—to burn coal, oil or gas—for automatic or manual operation.

To see the Crane line now in production, refer to your copy of "Crane Service for Architects." If you are without your copy, your Crane Branch will supply one.

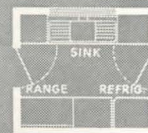


Approx. Size: 10' 10" x 10' 9"

At left is the floor plan of the kitchen shown. Of course, the Crane Sunnycrest Sink fits smaller kitchens, too, as suggested in the two layouts on the right.



Approx. Size: 6' 6" x 9'




Approx. Size: 7' 8" x 8' 3"

CRANE

CRANE CO., GENERAL OFFICES:
836 S. MICHIGAN AVE., CHICAGO 5
PLUMBING AND HEATING
VALVES • FITTINGS • PIPE

NATION-WIDE SERVICE THROUGH BRANCHES, WHOLESALERS, PLUMBING AND HEATING CONTRACTORS



U. S. MAIL CHUTES & BOXES

in Bronze, Nickel
Bronze, Aluminum,
or Enameled Steel,
maintain the Cutler
Tradition of Fine
Workmanship.

Catalog in Sweets

No. 5029

ESTABLISHED 1883

Cutler Mail Chute Co

ROCHESTER 7, N. Y.

Lockwood

IDENTIFIES QUALITY IN BUILDERS' HARDWARE

LOCKWOOD identifies its Builders' Hardware with this famous Trade Mark. You will find it on cylinder locks and keys, on mortise locks, on door closers . . . a symbol of enduring quality since 1882.

To the Architect the name LOCKWOOD also signifies a line of Builders' Hardware embracing all requirements, characterized by steady advancement in feature and design . . . and a company that never hesitates to give full and prompt co-operation.

We aim to keep it that way.

R-1

LOCKWOOD HARDWARE MFG. COMPANY

Division of Independent Lock Company

Fitchburg • Massachusetts

STOP *that* WATER with FORMULA # 640

A Clear Liquid Waterproofing for Old or New Construction

PENETRATES deeply—one inch or more—is not a surface treatment. Brush, spray, or float on stone, cast stone, concrete, mortar, stucco, tile, brick, plaster, wood, wall board — any absorbent material.

WATERPROOFS, preserves, prevents dusting of floors, surface dirt washes away in rain.

FORMULA No. 640 is a balanced formula of seven different waxes and resins in a hydrocarbon solvent.

ACID-ALKALI proof — does not oxidize, unchanged by temperature.

PERFORMANCE — It is our opinion it will last as long as the concrete, mortar, stucco, etc., lasts.

OIL PAINT saponifies on cement unless sealed first with Formula No. 640.

APPLY to either side: **The pressure side, or opposite side** — it is equally effective.

HYDROSTATIC PRESSURE — A 20 foot head has been held by Formula No. 640.

CUTS WATERPROOFING COSTS because it applies three times as fast as paint, requires no special technique. No preparation — comes ready to apply. Eliminates necessity of furring. Concrete floors and walls need no membraning.

KEEPS IN ALL CLIMATES • **HARMLESS TO USE**
GOOD COVERAGE • **MODERATE PRICE**

WRITE OUR ENGINEERING DEPARTMENT for office test kit, technical data, or regarding any special problem.
J. Wilbur Haynes, Engineer

OTHER PRODUCTS: Formula No. 640 Toxic, combines waterproofing with termite and fungus protection; cement hardener; cement paint; floor mastic; roof coatings, etc.


HAYNES PRODUCTS CO.

4007 FARNAM STREET • OMAHA 3, NEBRASKA



PROMOTE SAFETY

IN THE HOME,
IN INDUSTRY, AND
ON THE FARM



Available in Ivory or Brown

SPECIFY THE NEW COMPLETELY FOOLPROOF **NO-SHOCK** TWIN CONVENIENCE OUTLET

HELP save a life by specifying this new, automatic-closing NO-SHOCK duplex receptacle. With its positive snap-back spring action, face is closed tight when plug is removed, thus assuring children and adults full protection from electric shock against which ordinary outlets cannot guard. Thick double walls of bakelite separating and insulating heavy duty terminals—lifetime spring action—firmer plug grasp, positive contact always. Ideal for farms and industries, especially where dust, dirt and water are major hazards. Recommended for use in flour and saw mills, grain elevators, etc. Closed cap keeps terminals dry and dust free.



Listed as Standard by Underwriters Laboratories.

**NO SHOCKS,
NO BURNS,
NO SHORT
CIRCUITS.**





**Radiant heat
makes sense to me**



**Convection heat
makes sense to me**

You get both of these great heating principles blended into one with Modine Convector Radiation!



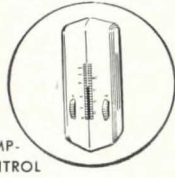
1 YOU GET RADIANT HEATING
See those arrows coming from the Modine Convector Panel below the window? That's *radiant heating* — mild, radiant heat in just enough quantity to offset heat loss from window areas. But that's not all . . .

2 YOU GET CONVECTION HEATING
These arrows indicate *convection heating*! Hot water or steam passes through copper heating unit which draws cooler, floorline air into bottom of convector where it's warmed, rises and then passes out through grille.

Result: Dependable new hot water and steam heating comfort for moderate cost homes, apartments, commercial and institutional buildings . . . distinctive room charm and cleanliness without unsightly radiators! Modine Convector Radiation gives you a modern, blended heating system for modern living—a heating system that provides individual room control—that responds almost instantly to sensitive automatic controls—that gives you gentle air circulation without the use of moving parts that wear out—that costs less than any other form of radiation. If you're planning to build or modernize, think of Modine Convector Radiation . . . look for Modine's representative in the "Where-to-Buy-it" section of your phone book . . . or send for new, free Convector Booklet! MODINE MANUFACTURING CO., 1510 Dekoven Ave., Racine, Wis.



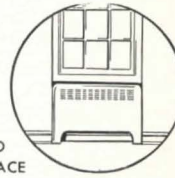
MODERN BEAUTY



CLOSE TEMP-ERATURE CONTROL



EASY TO INSTALL




ADDS TO LIVING SPACE



PRICED FOR TODAY'S HOMES AND APARTMENTS

Modine
CONVECTOR RADIATION
The Modern "proved by use" heating method



CUT BUILDING COSTS

Cross loading docks and ramps off your plans by specifying Oildraulic Levelators for modern commercial and industrial buildings. Floors can be poured on grade instead of at railway car or truck bed height. You save space and give clients more efficient buildings at lower cost. Oildraulic Levelators lift loads (up to 50,000 lbs.) quickly to trucks, freight cars or different building levels. Installation simple and inexpensive. Write for Catalog RE-201. →



ROTARY LIFT CO., 1008 Kentucky, Memphis 2, Tenn.



WING *Revolving* UNIT HEATERS

Only Revolving Discharge Gives the Ultimate in Uniform, Healthful Plant Heating

The Wing Revolving Unit Heater differs from every other unit heater on the market in its unique method of distributing the heated air. Instead of projecting the air in one or more streams in fixed directions, the slowly revolving discharge outlets of the Wing Revolving Heater distribute the heated air in constantly changing directions, covering the working area completely, uniformly and with a healthful, refreshing effect.

Write for a copy of Bulletin HR-5

L. J. WING MFG. CO.
151 West 14th Street
New York 11, N. Y.

WING PIONEERED AND DEVELOPED THE OVERHEAD VERTICAL DOWNWARD DISCHARGE UNIT HEATER

Your
**REQUIREMENTS
POINT TO...**

HAWS



YOU want these features in the drinking fountains you specify: modern design, quality materials and workmanship...dependable operation and simple maintenance...durability and sanitation. In HAWS you get all these...plus a wide selection of models from which to choose...and your recommendations are backed by the reputation of a company which has built superior quality drinking fountains since 1909. Write today for our catalog.

HAWS DRINKING FAUCET CO.

1808 HARMON STREET (Since 1909) BERKELEY 3, CALIFORNIA
Agents and Sales Representatives in All Principal Cities

LONE STAR CEMENTS

COVER EVERY CONSTRUCTION NEED



LONE STAR PORTLAND CEMENT

for concrete of outstanding quality in all types of construction

'INCOR' 24-HOUR CEMENT

America's FIRST high early strength Portland Cement—saves time, cuts costs

LONE STAR MASONRY CEMENT

The modern masonry cement, for really great job performance

*Reg. U. S. Pat. Off.

LONE STAR CEMENT CORPORATION


Offices: Albany • Birmingham • Boston • Chicago • Dallas • Houston
Indianapolis • Jackson, Miss. • Kansas City, Mo. • New Orleans • New York
Norfolk • Philadelphia • St. Louis • Washington, D. C.

CORRUGATED TRANSITE* ... as modern as tomorrow

*Transite is a registered Johns-Manville trade mark



From smart shops on Main Street to gigantic "shops" of industry, Corrugated Transite is being used to streamline construction and reduce costs. Transite sheets can't rot . . . can't rust . . . can't burn



The corrugations in Transite increase the unusual strength of the asbestos-cement sheets—thus allow minimum framing. But the corrugations also serve as an important element of design in modern construction.

• The surprising news about Johns-Manville Corrugated Transite is not the fact that it is fire-proof and weatherproof . . . or that it needs no preservatives, and practically no upkeep. Those and other advantages have already become widely appreciated through the years.

But look at the striking lines of the store front above . . . and the attractive, streamlined simplicity of the industrial giant shown at left. In both cases, versatile Transite provides *attractiveness* as well as utility. Yes, architects, engineers, and builders are discover-

ing that Corrugated Transite lends itself effectively to modern design.


Use it on roofs or sidewalls . . . on both new or remodeled structures. Transite sheets are easily applied . . . cover large areas quickly because of their size . . . and can be completely salvaged when alterations are necessary.

Send for new brochure. Johns-Manville, Box 290, N. Y. 16, N. Y.

Because of unprecedented demand, there may be times when we cannot make immediate delivery. Please anticipate your needs.



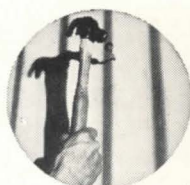
EASY TO BOLT TO STEEL



EASY TO SAW



EASY TO DRILL



EASY TO NAIL TO WOOD




Johns-Manville

Asbestos

CORRUGATED TRANSITE

FITZGIBBONS

The right steel boiler
in any size



Make it a Fitzgibbons and be sure, whether to heat a modest cottage or a towering sky-scraper. Be sure of full heating comfort, of vital savings in fuel cost, of a boiler that works in harmony with any good oil burner, gas burner, stoker, or gives full hand-fired satisfaction. Be sure, with a boiler that is A.S.M.E. constructed, Hartford inspected, S.B.I. rated, and with sixty continuous years of successful boiler building behind it. Check with your local Fitzgibbons engineer—or write us direct.

- 400 SERIES for modest homes
- OIL-EIGHTY for medium size homes
- R-Z-U JUNIOR for large residences and apartment buildings
- D-TYPE for institutional and office buildings, hospitals, theatres, etc.



Fitzgibbons Boiler Company, Inc. 101 PARK AVE. NEW YORK 17, N. Y.

An Organ Builder Testifies: "... there are no finer Chimes available today, regardless of price or manufacturer"

"It is my honest opinion, both as an organist and organ technician, that there are no finer Chimes available today, regardless of price or manufacturer. Their tone is pure and flawless; devoid of 'stray' harmonics and unwanted overtones, their action is quick and reliable year in and year out.

"Six years ago I decided to donate a set of Chimes to the Church in which I play, as a memorial to my Mother. I carefully investigated, tried and compared practically every well-known make of Chimes and finally settled my choice on Maas. I have never regretted the choice."

JOHN M. MARKOE
Bloomfield, N. J.

Maas dealers everywhere are eager to show you how the Maas Chimes can be installed to best advantage and most economically in your church. . . . Let us send you descriptive information and the name of our dealer in your vicinity. (Specify type of organ you have)

MAAS CATHEDRAL CHIMES

3015 Casitas Ave.

Los Angeles 26, Calif.

the **LUMINALL** line
of interior flat wall paints



LUMINALL... has casein binder for extra light reflection

ULTRA LUMINALL... has synthetic resin binder for extra washability

FREE... Send for fully illustrated 24-page book, "Painting for Light & Decoration."



NATIONAL
3627 South

CHEMICAL & MFG. CO.
May Street, Dept. G, Chicago 9, Illinois

Factories:

Chicago, Ill., Brooklyn, N. Y.
Distributors in all principal cities

• There's a type
to suit your needs



• for plants, schools
and public buildings

You'll find just the type of drinking fountain appropriate to your design or purpose in the Halsey Taylor line! Smartly styled, recognized for health-safety advantages, trouble-proof, dependable, they are the choice of architects and building authorities the country over. Write for newest catalog, or see SWEET'S.

THE HALSEY W. TAYLOR CO., WARREN, O.

Halsey-Taylor
DRINKING FOUNTAINS



A-4

Designed and Built for Economy . . .

— that's PETRO!

What determines oil heating economy? Certainly not equipment cost alone! What counts most are the savings in fuel oil consumption obtained as well as the savings in upkeep and maintenance secured *year after year*.

On a comparative cost-per-year basis, a Petro Oil Burning System scores as today's most economical choice. According to the experience of more and more architects, engineers and building owners, Petro basic design provides more heat from every drop of fuel oil . . . makes every heating dollar work harder. Add to this the time-tested engineering and skilled workmanship built into Petro equipment and you have the long-lasting, minimum-maintenance performance that for over forty years has characterized Petro.

With Petro, you play *safe* with your clients' oil heating investment. As Mr. Nemeny sums it up, "I am satisfied, and I know owners are, too."

INDUSTRIAL MODELS: No. 5 or No. 6 fuel oil; manual, semi-automatic or automatic operation; 8 sizes to 450 bhp. Thermal Viscosity preheating.

DOMESTIC MODELS: No. 3 or lighter oils; "conversion" and combination-unit types, 7 sizes. Patented "Tubular Atomization."

FULL DATA on Petro Industrial Burners are in catalog files of Sweet's and Domestic Engineering. Details on Petro Domestic Burners available in separate catalog. Copy of either sent gladly on request.



KALLIR Photo

Of the architectural firm of Nemeny & Geller, Mr. George Nemeny has been identified with many types of buildings, including homes, row houses, stores, apartments, institutional and industrial construction. His more recent projects include Garden Apartment Housing Project, Syracuse, N. Y.; Cooperative Clinic, Newark, N. J.; and Andrew J. Geller Shoe Store, Fifth Avenue, New York. Based on his wide experience Mr. Nemeny has the following comments to make on Petro Oil Heating Systems:

"I have found that Petro equipment is designed primarily to deliver the fuel economy which causes architects, engineers and owners to install oil firing. Petro Systems possess a mechanical simplicity and basic strength which result in easy, inexpensive upkeep.

"I am satisfied, and I know owners are, too, with the Petro characteristics of long operation and of economy in fuel, labor and maintenance."

PETRO

REG. U. S. PAT. OFF.


cuts steam costs

FIRST INTRODUCED IN JUNE, '45

THIS

*New Development
in Radiant Heating*

HAS CREATED TREMENDOUS
PUBLIC INTEREST



STANDARD MODEL


HY-POWER MODEL

Write today for complete information. You may be asked about BASE-RAY* tomorrow.
*Reg. U. S. Pat. Off.

Burnham Corporation
BOILERS and RADIATORS

IRVINGTON, N. Y.

MAKERS OF THE FAMOUS
YELLO-JACKET BOILER




Only \$2600* BUYS THIS
BEAUTIFUL MODERNFOLD DOOR

ACCORDION-TYPE



for

BATHROOMS, CLOSETS, BEDROOMS, KITCHENS, ETC.



It's true! The cost of beautiful Modernfold with its amazing utility has been brought down to a price comparable to the conventional swinging door. Remember, in figuring the cost of Modernfold, you do not consider the price of trim, jamb, hardware, painting, etc. Then, too, Modernfold gives you so much more — the beauty of its fabric covering, conservation of valuable floor and wall space. Write for full details.

* Price (F.O.B. Factory) of door 2' 4" wide x 6' 8½" high. Other doors at correspondingly low prices.

Consult your telephone directory for the names of our installing distributors

NEW CASTLE PRODUCTS • NEW CASTLE, IND.

The  Trade Mark


is found on quality

Functional Beauties
FOR ACCURATE ROOM
TEMPERATURE CONTROL

T-70 METROTHERM accurate, remote, positive, snap action Thermostat. Low & line voltage. Encased in ivory plastic. Louvres & dial accented by bright chrome. Available in ten models.



T-80
Trimtherm



T-70
Metrotherm

T-80 TRIMTHERMS' harmonizing dull chrome cover is thermally responsive mechanism, unhused & exposed to immediate radiant heat & temperature change. Ivory plastic base acts as blanket to thermally isolate instrument from wall. Extends only ⅜" from wall.


Request Service & Instruction Manual & new Catalog of Automatic Pressure, Temperature & Flow Controls.

GENERAL CONTROLS
801 ALLEN AVENUE GLENDALE 1, CALIF.

FACTORY BRANCHES: PHILADELPHIA • ATLANTA
BOSTON • CHICAGO • KANSAS CITY • NEW YORK
DALLAS • DENVER • DETROIT • CLEVELAND • HOUSTON
SAN FRANCISCO • SEATTLE • PITTSBURGH
DISTRIBUTORS IN PRINCIPAL CITIES 17-4

Send
for new
Catalog
No. 46

You'll find it a big
aid in planning
Over-ALL Lighting
for school,
office, store and
drafting room.



● This new catalog suggests a completely different way to look at lighting, in terms of overall results; gives the facts you need to apply it. You'll find the data helpful, practical, complete in details. Tells you how Wakefield's new Over-ALL Lighting can serve your clients; gives "blue-print" facts on the varied Wakefield lighting units you can use to provide it. Send for your copy today. The F. W. Wakefield Brass Company, Vermilion, Ohio.

Wakefield

Lighting Equipment for Office,
School and Store

Design
Pat.
Pend.




You build for **ADDED SAFETY** when you specify "Monel" Tie-Wire



DUCTILE! Monel* tie-wire is pliable . . . easy-handling. And it's *solid* metal . . . corrosion-resistant *all the way through*. Has no coating that flakes off when the metal lather bends it. *Twists to a snug fit without breaking!*



CORROSION RESISTANT! Wet plaster . . . between-wall condensation . . . lime-bearing seepage never get far against Monel. This rustproof Nickel Alloy resists corrosion by alkalis and salts in plaster, lime and other building materials.



STRONG! No more four-inch spacing and double looping of tie-wires to assure safety and long life! Monel wire has a tensile strength of approximately 66,500 psi. For most jobs, this permits *single* ties spaced at *six-inch* intervals.

Ductility, corrosion resistance and strength are always characteristic of Monel*.

These qualities add up to: 1) increased safety, 2) fast and economical installation, and 3) lengthened wall and ceiling life.

That's why Monel hangers and tie-wires are widely used in schools, institutions, hospitals and public buildings of all types . . . and why they are also specified for general office building construction and remodeling. Wherever used, they're unsurpassed for securing metal or fabric lath to furring bars, channels or studs. They provide permanent fastenings for roof and ridge tiles, and for concrete and brick masonry anchors.

For all the details, see our illustrated specifications folder, *Monel Tie-Wire*. If you have not yet received a free copy of this helpful reference bulletin, fill out and mail the convenient coupon below. It will bring you the full story within a few days.

THE INTERNATIONAL NICKEL COMPANY, INC.
67 WALL STREET, NEW YORK 5, N. Y.



*Reg. U. S. Pat. Off.

THERE ARE BIG NAMES among the Specifiers of Monel!

VOORHEES, WALKER, FOLEY & SMITH
McKIM, MEAD & WHITE
YORK & SAWYER
EGGERS & HIGGINS
CROW, LEWIS & WICK
WM. E. HAUGAARD
ALFRED HOPKINS ASSOC.
AYMAR EMBURY II
WALKER & POOR
FRANCIS A. KEALLY
LEONARD SCHULTZE & ASSOC.
DELANO & ALDRICH
A. H. KNAPPE & ASSOC.
ROGERS & BUTLER
CHAPMAN & EVANS
HENRY V. MURPHY
O'CONNOR & KILHAM
DIOCESAN BLDG. COMMISSION
(City of New York)
DEPT. OF PUBLIC WORKS
(State of New York)
BOARD OF EDUCATION
(City of New York)
DEPARTMENT OF PARKS
(City of New York)



FREE
"FILE SIZE" FOLDER
—SEND FOR IT!

THE INTERNATIONAL NICKEL COMPANY, INC.
67 Wall Street, New York 5, N. Y.

Yes, I'd like to know more about Monel tie-wire. Please send me a copy of your specification folder for my files.

Name.....Title.....

Firm.....

Address.....

City.....P.O. Zone.....State.....

A. R. 11-47

**Now You Can Get
FINE
FINISHES
on
FIR PLYWOOD!**



How? By specifying Firzite!

This remarkable new sealer . . . available in either Clear or White . . . does *three* jobs at once, to dress up Fir Plywood so that it's right at home in the best company:

1. **TAMES THE WILD GRAIN** so that a vivid, clashing grain figure becomes tasteful and subdued.
2. **LAYS THE WILD GRAIN** so that painted surfaces are satin-smooth. No "hills and valleys," due to grain-raise.
3. **SEALS THE SURFACE** so that face-checking is virtually eliminated.

AND FOR BLONDE, MODERN FINISHES, use White or Tinted Firzite, wiped off! For tints, merely add colors in oil to White Firzite. Also excellent for undercoats, because it *seals as it coats*.

WRITE FOR LITERATURE ON FIRZITE!

UNITED STATES PLYWOOD CORPORATION

Exclusive Distributors of Firzite
55 West 44th Street, New York 18, N.Y.

Presbyterian Church of Roseland
GEO. W. REPP, ARCHT.

AMERICAN SCISSORS TRUSSES 50 Ft. Span



Church Trusses—any design

25th Anniversary  1922-1947

AMERICAN ROOF TRUSS CO.

Phone PLaza 1772
6846 STONY ISLAND AVE.
CHICAGO, 49

Phone ADams 1-4379
242 W. SANTA BARBARA AVE.
LOS ANGELES, 37

● ASK FOR THEM BY NAME

**EBERHARD
FABER**



ERASERS



**FOR CLEAN
CORRECTIONS**

**Every Architect
should have these
STEWART CATALOGS**

Catalog 82, Standard Iron Fences (with Channel Rails, Gates and Arches)

Catalog 80, Standard Iron Fences (with Angle Rails)

Catalog 83, Standard Chain Link Wire Fences and Gates

Catalog R-38, Railings, Pier Lanterns, Interior Gates, Veranda Work, etc.

Catalog W-40, Window Guards, Wire Mesh Partitions, Folding Gates, etc.

Catalog I-42, Industrial Fence Specifications Manual

These catalogs contain complete information on Stewart Iron and Wire Products. Check your file of Stewart literature. If you do not have all the catalogs listed above, we shall be glad to send them to you. Stewart also manufactures the following jail and prison equipment: Steel Cells, Bunks, Hinge and Sliding Type Doors, Locks and Locking Devices, Iron Stairways, Gratings, etc. Complete information on request.

Stewart IRON and WIRE THE STEWART IRON WORKS CO., Inc.
FENCES 1465 Stewart Block CINCINNATI 1, O.

Available Now!



**CHENEY
FLASHING**

3-Way Bond

16 OZ. COPPER

**CHENEY
FLASHING
REGLET**

16 OZ. COPPER


CHENEY FLASHING is again being made by the original inventor who pioneered the art of thru-wall flashing eighteen years ago.

No thru-wall flashing can operate successfully unless it has the two very important features that are found in CHENEY FLASHING—proven weep-hole drainage and the three-way bond, vertical as well as longitudinal and lateral.

Remember, the inferior two-way flashings, crimped copper and membranes, have neither the vertical bond nor do they drain moisture from the wall fast enough. Furthermore, their first cost advantage has disappeared because today Cheney Flashing is no longer a speciality—it's a standard commodity.

WRITE FOR
DESCRIPTIVE FOLDER Dept. R

CHENEY INDUSTRIES, Trenton, N. J.



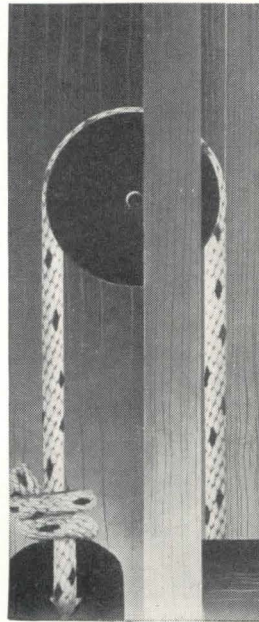
**HORN FOLDING
PARTITIONS
HORN FOLDING
BLEACHERS**

FOR COMPLETE INFORMATION WRITE

HORN BROTHERS CO.

FORT DODGE, IOWA

ESTABLISHED 1909



The Colored Spots are our Trade Mark, Reg. U.S. Pat. Off.

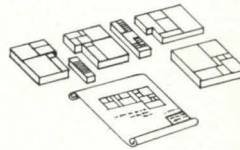
SPOT SASH CORD

WITH WEIGHTS AND PULLEYS

— the one method of hanging windows that has been proved by generations of actual use to provide perfect and permanent balance.

SAMSON CORDAGE WORKS · BOSTON 10, MASS.

**APARTMENT
ASSEMBLY
PLANS**



GO TOGETHER LIKE A HOUSE OF BLOCKS.
A SERIES OF 2-TO-5 ROOM UNITS
WHICH MEET F.H.A. 608 REQUIREMENTS

THEY QUICKLY ANSWER YOUR QUESTIONS OF
HOW MANY APT. UNITS CAN I GET ON THIS LOT

NOT A PLAN SERVICE
BUT AN APARTMENT DESIGNER'S 16 SHEET WORK
SHEET OF 1/4" SCALE DRAWINGS THAT CAN SAVE
YOU MANY HOURS OF RESEARCH AND MANY
DOLLARS IN DRAFTSMAN'S TIME.

**24 APARTMENT
PLANS**

1/4 Scale Drawings

Thousands now in use by outstanding Architects


\$300
POST PAID

W. C. FAIN
2271 E. CALIFORNIA ST.
PASADENA 10, CALIF.

Enclosed find \$3 (plus 9¢ tax in Calif.) for your 24 Apartment Plans on money-back guarantee. Ship postpaid.

NAME _____
ST. _____
CITY _____ STATE _____

New-Unique
HERCULITE
DOOR-FRAME ASSEMBLY
by "Pittsburgh"



Made of extra-heavy extruded aluminum, highly polished and anodized, the frame is heavily reinforced with steel channels and tie rods, as partially shown here.




Diagram of assembly, showing continuous steel channel under the floor, with hinge and mounting box as supplied by the factory.

... affords great simplicity of installation

A "PACKAGED" construction, in one unit, this handsome, rugged and easily installed Herculite Door-Frame Assembly by "Pittsburgh" entirely eliminates all problems of setting and fitting; does away with bothersome details of clearances and many other time- and labor-consuming matters. It replaces the complicated custom-made frames which required scores of different materials and the services of various trades to install.

"Pittsburgh's" Herculite Door-Frame Assembly is available in twelve standard styles to satisfy almost any requirement. It is built to accommodate standard Herculite Tempered Plate Glass doors. It is supplied complete with checking floor hinges and top pivots—ready to bolt into the rough building opening. All clearances on the frame and doors are controlled by accurate factory gauges. These features combine to make possible the greatest simplicity of installation. When the building is ready to receive the doors, they are simply set on the hinge pivot, the top pivot is dropped into the top channel, and the entire structure is complete. Nothing else is necessary.

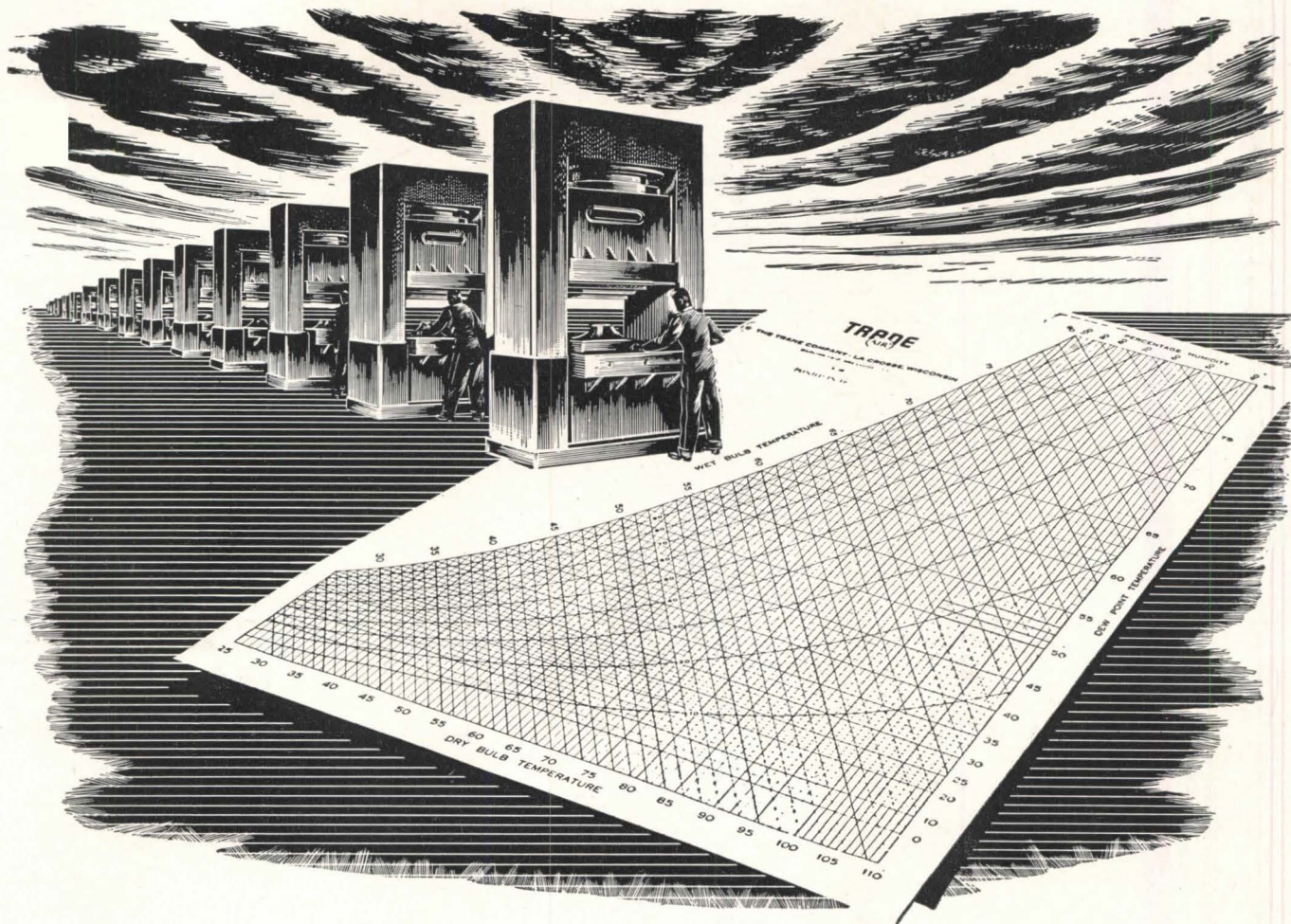
Further detailed information will be supplied you without charge or obligation upon receipt of the coupon below. Why not send it today?

Pittsburgh Plate Glass Company
 2389-7 Grant Building, Pittsburgh 19, Pa.
 Without obligation on my part, please send me your descriptive literature on "Pittsburgh's new Herculite Door-Frame Assembly."
 Name _____
 Address _____ State _____
 City _____



PAINTS · GLASS · CHEMICALS · BRUSHES · PLASTICS

PITTSBURGH PLATE GLASS COMPANY



ENGINEERED AIR CONDITIONING With Mass Production Economy

Good air conditioning *exactly* fits the needs of its application—be it swank restaurant or blast furnace. Since there can even be vast differences among restaurants, good air conditioning must be designed specifically for each use. On the surface, that calls for made-to-order air conditioning, and anything made to order is usually expensive.

Trane Engineered Air Conditioning solves that problem. Each of the elements necessary for complete systems is developed by Trane engineers and built in quantity on Trane production lines. These economical units—designed and built together for use together—are then combined by the architect, engineer, and contractor for

coordinated, planned-to-order air conditioning systems.

Trane provides a complete line of both heating and air conditioning products at a single source. There is a Trane field engineer within a few hours of any area in the country to advise in the application of Trane products and systems.

* * *

The Convactor-radiator—modern successor to the old-fashioned iron radiator—has been engineered by Trane for universal application to steam and hot water heating systems, and is being produced in quantity so you can now secure it from local distributors' stocks.

TRANE

Manufacturing Engineers of Equipment for
HEATING AND AIR CONDITIONING

THE TRANE COMPANY, LA CROSSE, WISCONSIN • Also TRANE COMPANY OF CANADA, LTD., TORONTO, ONTARIO

