


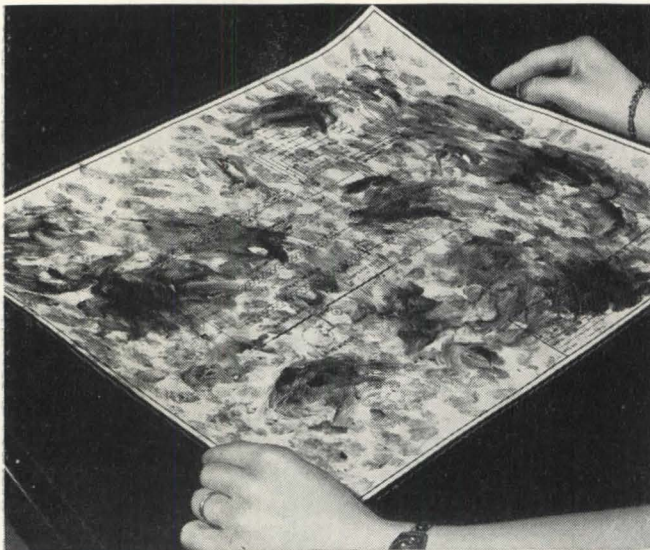
Now—you can also plan your drawing's future!



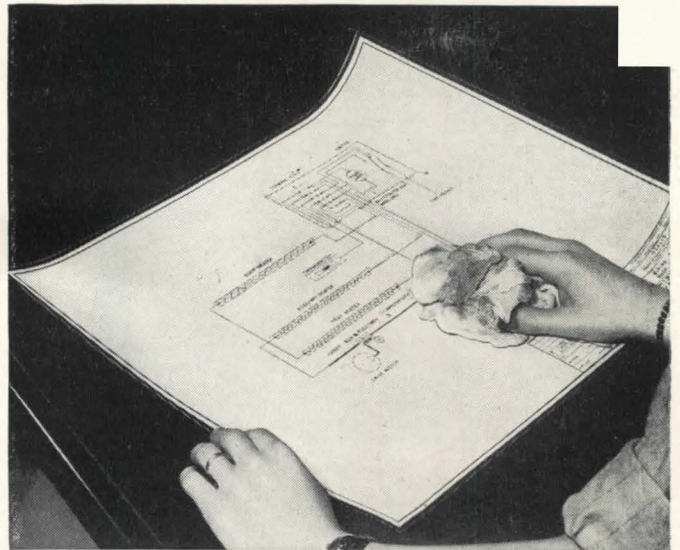
Now you can plan beyond the drafting board . . . always reproduce each drawing as the type of Ozalid print best fitted for the job at hand. You can "color code" . . . make translucent "masters" . . . prints on film or plastic-coated cloth.



Always the same, simple operation—no matter what your choice. Ozalid prints are exposed and dry developed . . . in seconds. Each is an exact-size, positive copy . . . with lines and images reproduced in black, blue, red, or sepia colors.



Ozaplastic—the right print for jobs where grease and grime abound. It's oilproof, waterproof, greaseproof. You can give it a "beating"—as illustrated above—without affecting it one bit.



Just like new . . . by simply running a damp cloth over the print. No time out for replacements . . . no time wasted on the production line. Typical of your savings . . . when you match the print to the job with Ozalid!



NEW, FREE BOOKLET

Contains all of the Ozalid prints you can make from your drawings or other translucent originals. Explains how you save by "print-matching." Gives Ozalid machine specifications for all requirements.

Ozalid in Canada—Hughes Owens Co., Ltd., Montreal

OZALID

DEPT. 168
A Division of General Aniline & Film Corporation
Johnson City, New York


Gentlemen: Please send free booklet of Ozalid prints . . . and machine catalog.

NAME _____ POSITION _____

COMPANY _____

ADDRESS _____

3 TIPS ON ERECTING



In construction products **CECO ENGINEERING**

CECO

Steel Casements

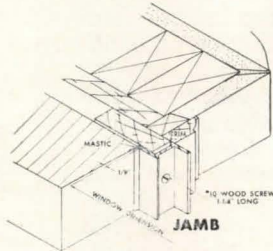
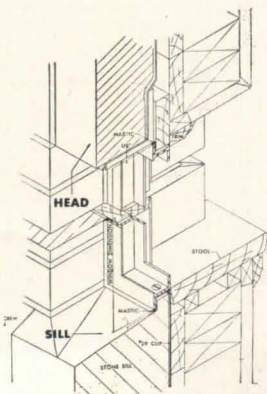
It's as easy as one, two, three to install Ceco Steel Casements, because all the guess work has been removed. All the know-how you need is contained in Ceco's Erecting Manual—prepared specially for the building industry. Detailed data gives complete and necessary steps for installing steel casements. Three of the important erection tips are shown here—*"buttering" with mastic—fastening in wood construction—amount of clearance for caulking.* For complete information, send for Ceco's free Manual. Easy-to-follow instructions will help you cut costs, eliminate damage to windows, avoid loss of time. Write today. If you live in one of the western states, ask for special Pacific Coast Edition.

CECO STEEL PRODUCTS CORPORATION

General Offices: 5607 West 26th Street, Chicago 50, Illinois
 Offices, warehouses and fabricating plants in principal cities

ONE OF MANY TYPICAL INSTALLATIONS

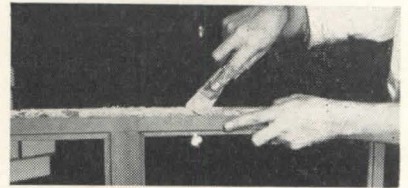
Brick Veneer
Construction




**CECO
STEEL**

makes the big difference

HOW TO DO IT



The outside frame and mullions are "buttered" with mastic by the window erector before the casement is placed in the rough opening. Application of mastic is not to be confused with caulking of the casement opening, which is an entirely separate operation.



If the casements are being erected in wood construction, the screws should be applied so as not to distort the casement frames. For instance, screws are never drawn tighter in one hole than in another.



If the job is masonry or brick veneer, the casement should not be used as straight-edge in "building up" an opening. Masonry units should not be forced against the steel casement frame. Instead 1/8" clearance should be left all around the casement for caulking.

FREE for you!

CECO STEEL PRODUCTS CORPORATION
 5607 W. 26th St., CHICAGO 50, ILL.

Please send FREE Manual No. 1014 on how to erect steel casements.

Name _____

Address _____

State _____

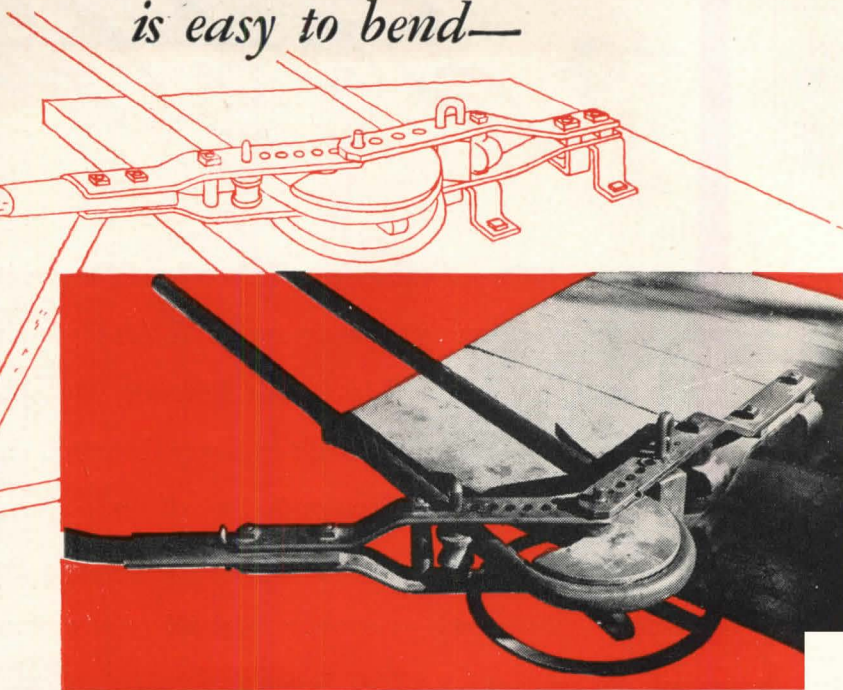
City _____

Partial List of Ceco Products

- METAL RESIDENCE CASEMENTS • INDUSTRIAL WINDOWS AND DOORS • METAL FRAME SCREENS • ALUMINUM FRAME STORM WINDOWS • ALUMINUM COMBINATION STORM WINDOW AND SCREEN UNITS • METAL LATH AND ACCESSORIES • STEELFORMS • REINFORCING BARS • STEEL JOISTS AND ROOF DECK • HIGHWAY PRODUCTS • CORRUGATED ROOFING • ATTIC AND ROOF VENTILATORS

BYERS WROUGHT IRON PIPE

is easy to bend—



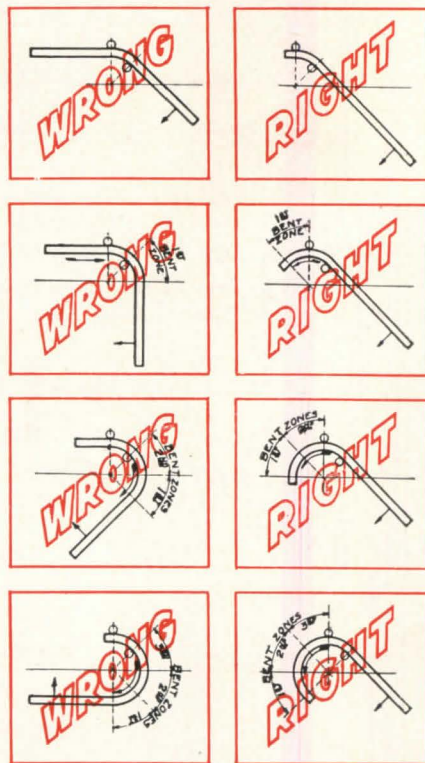
If you are installing continuous coils in a radiant heating system, or are required to bend pipe in connection with any type of system, you'll find that wrought iron—in addition to its corrosion resistance, fatigue resistance and weldability—has *ductility* that permits close bends to be readily made cold, with simple equipment.

short sections of the pipe. And, (3) the bent or stretched portion should be advanced *out* of the bending zone, so as not to be subjected to further stress. The small diagrams at right illustrate the wrong and correct methods.

For large-radius bends the conventional pipe bending tables, employing pins, are satisfactory. For the production of close radii bends, however, it is desirable to employ some form of mechanical pipe bending device. In several instances, customers have used "homemade" equipment with good results, but a number of makes and models of inexpensive pipe benders for field and shop use are available, and generally prove a good investment.

Our bulletin, "The Bending and Flanging of Wrought Iron Pipe" discusses both the principles and practice of cold and hot pipe bending. If you would like a copy for your file, or to pass on to your workmen, we will be glad to supply you.

A. M. Byers Co., Pittsburgh, Pa. Established 1864. Boston, New York, Philadelphia, Washington, Atlanta, Chicago, St. Louis, Houston, Salt Lake City, Seattle, San Francisco. Export Division: New York, N. Y.



Here original bent sections are stressed when successive bends are made.

Here bent sections advance out of bending zone, are not subjected to further stress.

Minimum Radii of Cold Bends
Some degree of flattening permitted

Size of Pipe	Minimum Radius of Bend	
	Standard Weight	Extra Strong
3/8"	1.10"	1.10"
1/2"	1.40"	1.40"
3/4"	1.75"	1.75"
1"	2.15"	2.15"
1 1/4"	2.75"	2.75"
1 1/2"	3.50"	3.10"
2"	5.50"	4.60"

The minimum bend radii recommended for various sizes of Byers Wrought Iron pipe, both standard weight and extra strong, are shown in the table.

In bending wrought iron pipe, three fundamental requirements should be observed. (1) The force should be applied as a slow, steady pressure—to permit the material to flow. (2) The bending stress should be applied successively to

CORROSION COSTS YOU MORE THAN WROUGHT IRON

BYERS
GENUINE WROUGHT IRON
TUBULAR AND HOT ROLLED PRODUCTS
ELECTRIC FURNACE QUALITY ALLOY AND STAINLESS STEEL PRODUCTS

ARCHITECTURAL RECORD



Copyright 1948 with all rights reserved F. W. DODGE CORPORATION • Publishing Director, Magazine Division, H. Judd Payne • **EDITORS:** Editor-in-Chief: Kenneth Kingsley Stowell, A.I.A.; Managing Editor, Emerson Goble; Senior Associate Editor, Douglas Haskell; Associate Editors, John W. Ragsdale, Florence A. van Wyck; Assistant Editor, Robert E. Fischer; Western Editor, Elisabeth Kendall Thompson; Associate in South America, Edmund J. Whiting, A.I.A. • **ART DEPARTMENT:** Myron S. Hall, 3rd, Director; Frances Torbert, Assistant; Peter Plening, Consultant; Sigman-Ward, Drafting • **CONSULTANTS:** Industry Relations Consultant, Thomas S. Holden; Statistical Consultant, Clyde Shute; Building Economics Consultant, Norbert Brown; Field Research Consultant, Clifford Dannels, Jr.

Architectural Record (combined with American Architect and Architectural) is published monthly by F. W. Dodge Corporation, 10 Ferry St., Concord, N. H., with Editorial and Executive Offices at 119 West 40th Street, New York, N. Y. Western Editorial Office, 2813 Channing Way, Berkeley, Calif. Thomas S. Holden, Pres.; Howard J. Barringer, Vice-Pres. and Treas.; Irving W. Hadsell, Vice-Pres.; Chauncey L. Williams, Vice-Pres.; Sanford D. Stockton, Jr., Secy.; Walter F. De Saix, Asst. Treas.; Edwin H. Freed, Asst. Treas. Member Audit Bureau of Circulation and Associated Business Papers, Inc. Architectural Record is indexed in Reader's Guide, Art Index, Industrial Arts Index and Engineering Index. Subscription rates: United States and Possessions, Canada, Cuba, Mexico, Central and South America, and Spain, \$4.50 the year, \$7.50 for two years, \$9 for three years; elsewhere, \$6.50 the year, \$11.50 for two years, \$15 for three years. Single copy, \$1. Circulation Manager: Marshall T. Ginn. Every effort will be made to return material submitted for possible publication (if accompanied by stamped, addressed envelope), but the editors and the corporation will not be responsible for loss or damage. Other Dodge Services: Real Estate Record & Builders' Guide, Sweet's Files, Home Owners' Catalogs, Dodge Reports & Dodge Statistical Research Service.

Vol. 104 • No. 5

November 1948

THE BASIS FOR THE HIGHEST HONOR	97
An Editorial . . . by Kenneth K. Stowell	
SPACIOUS BUT INTIMATE: SIMPLE BUT SUBTLE.	92
Showroom for Knoll Associates, Inc., New York. By the Knoll Planning Unit, Supervised by Florence Knoll	
"WITH A FINE ITALIAN HAND"	100
Home of Italian Handicraft, New York. Gustavo F. Pulitzer, Architect	
CONTRIVED FOR CONVENIENCE AND COMFORT	104
House of Mr. and Mrs. Robert Wile, White Plains, N. Y. Sanders and Malsin, Architects	
MEDICAL CENTER FOR OHIO STATE UNIVERSITY	108
Skidmore, Owings & Merrill, Architects	
HARVARD REAFFIRMS AN OLD TRADITION	118
Proposed Graduate Center, Cambridge, by Walter Gropius and The Architects' Collaborative	
BUILDING TYPES STUDY NO. 143 . . . THEATRES	120
A NEW ARCHITECTURE FOR THE MOVIE THEATER	121
ACOUSTICAL DESIGN OF THE THEATER	139
By Vern O. Knudsen and Cyril M. Harris	
PROJECTS	
Face and Function Lifted: Wareham Theater, Wareham, Mass. William Riseman Associates, Designers	124
Mainstreet Clean-up: Strand Theater, Hartford, Conn. William Riseman Associates, Designers	126
Order out of Chaos: Astor Theater, Boston, Mass. William Riseman Associates, Designers	129
Studio Theater, New York. Ben Schlanger, Architect	131
Park Avenue Theater, New York City. William I. Hohaus, Architect and Engineer	132
Century's Meadows Theater, Fresh Meadows, N. Y. New York Life Insurance Co., Owners. Voorhees, Walker, Foley & Smith, Architects & Engineers. John J. McNamara, Consulting Architect for the Tenant, Century Theaters	134
George Theater, Wapakoneta, Ohio. Lyman T. Strong, Architect	136
Avenue Theater, Montreal, Quebec. Luke, Little and Mace, Architects	138
ARCHITECTURAL ENGINEERING . . . Technical News and Research	145
LIGHTING MOVIE THEATER INTERIORS	145
By H. L. Logan	
COMPARATIVE COSTS OF BASEMENTS VS. UTILITY ROOMS	148
PRECAST METHOD ELIMINATES VERTICAL FORMS	151
PRODUCTS . . . for Better Building	153
MANUFACTURERS' LITERATURE.	154
TIME-SAVER STANDARDS	157
Architectural Acoustics—Reverberation Time Calculators. By Vern O. Knudsen and Cyril M. Harris	
THE RECORD REPORTS . . . News from the Field	7
CONSTRUCTION COST INDEXES	26
REQUIRED READING	28
EMPLOYMENT OPPORTUNITIES	222
INDEX TO ADVERTISEMENTS	236

When specifying flush valves SEE HOW IT PAYS TO ADD THIS PHRASE

"Flush valves shall have an external adjustment for length of flush."

Here are three of many big benefits and savings your clients get when you specify flush valves that are adjustable:

1. FIXTURES OPERATE MORE EFFICIENTLY

Since fixtures differ in their water requirements, *only* with adjustable flush valves can the exact coordination of fixture and flush be obtained to get top operating efficiency.

2. SAVE MORE WATER

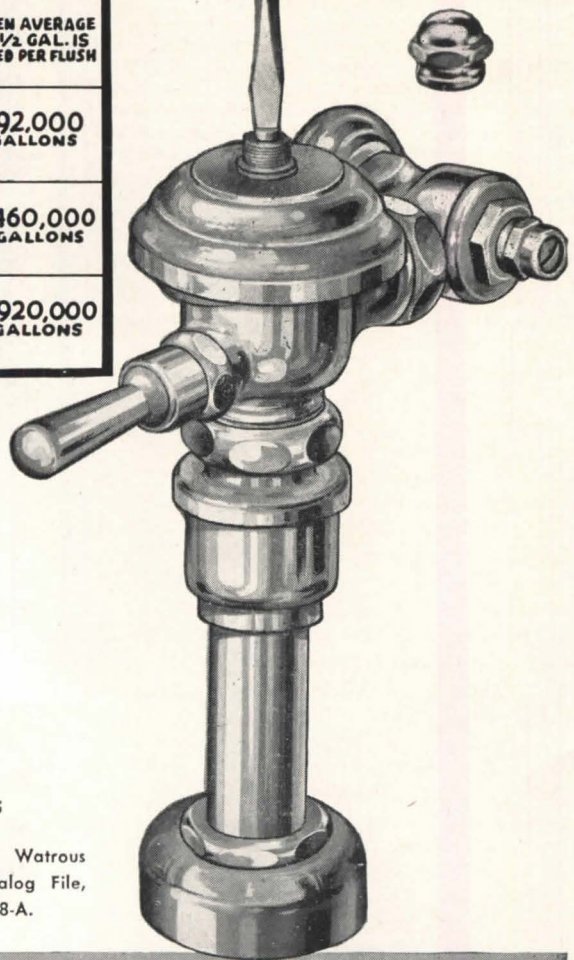
By delivering only the amount of water required for the fixture on which it is installed, an adjustable flush valve often saves an extra half gallon or more of water on each flush. The chart shows the surprising amount of water, and money, which can be saved.

3. EFFICIENCY MAINTAINED EVEN AFTER YEARS OF SERVICE

Over the years normal wear and foreign material in the water are bound to change operating conditions. When flush valves are adjustable, compensation for these changes can be readily made to maintain maximum operating efficiency.

Note how these savings and benefits are simply a fuller measure of the very reasons why flush valves are specified in the first place. To be sure your clients will obtain maximum operating economy and dependability from flush valves, specify the adjustable feature—another contribution of Watrous engineering, always offered in all Watrous Flush Valves.

<i>Estimated Annual Savings</i> <small>of water obtainable through proper regulation of flush valve to actual water needs of the fixture . . .</small>	
BUILDING WITH	WHEN AVERAGE OF 1/2 GAL. IS SAVED PER FLUSH
100 FLUSH VALVES	292,000 GALLONS
500 FLUSH VALVES	1,460,000 GALLONS
1000 FLUSH VALVES	2,920,000 GALLONS



THE IMPERIAL BRASS MFG. CO., 1240 W. Harrison St., Chicago 7, Illinois

For complete information on Watrous Flush Valves see Sweet's Catalog File, or write for Catalog No. 488-A.

..... Surveys Show
ADJUSTABLE Flush Valves
Preferred by
✓ 7 out of 8 Architects
✓ 20 out of 21 Plumbing Contractors
✓ 8 out of 9 Flush Valve Users

Watrous

Adjustable Flush Valves

BOTH DIAPHRAGM AND PISTON TYPES

THE RECORD REPORTS

Higher GI Interest Rate Fought • Shipping Issues Raised • Housing Picture Centered on Getting More Houses Built at Lower Cost

The special session of Congress had let the Administration raise interest on GI loans from 4 per cent to 4½ per cent. Weeks became months and, still at 4 per cent, volume of GI loan business quietly declined, while the agencies analyzed, debated and reviewed their debates, but did nothing. They were afraid either to act or to say that they wouldn't act. The issues, as sifted by the agencies, were different from their appearance to the public.

The higher rate seemed essential in order to keep the banks happy to take GI business. After all, a good deal of publicity had been given to the idea that interest rates were going up. If so, any banker would think twice before making a long-term investment of his bank's cash. Why not let some of the business go and await the higher returns that seemed to be in prospect?

Higher Rates Fought

But, granting that higher rates would expand volume, the other agencies that have something to say about the matter are not convinced that higher volume now is desirable. The Reserve Board, among others, is fighting the 4 per cent rate. Its arguments are complicated and technical, but important.

The Board would like to force a deflation but, strange as it sounds, feels that higher rates, traditionally the specific for reversing an inflation, instead would feed it. Here's its point. The Board is more or less obligated to supporting the market for long-term government bonds at par. If banks were sure of higher returns on construction business, they would sell their bonds in order to put the proceeds into building. The Reserve Board would have to hold the bag, buying those bonds. This, for technical banking reasons, would greatly expand the bank's lending power, so that the inflation might drive ahead powerfully instead of ebbing.

This suggests that the question of 4 per cent or 4½ per cent is closely tied up with the much broader question of credit policy. If the Reserve Banks decide to let government bond prices drop, it will probably be giving a tip-off on GI loans. A rise in GI interest rates, conversely, will tip the business community as to general credit policy.

Now, the Republican Administration, judging by stray advices coming to

Washington, wants to get rid of the present supports for government bonds. If it does, the Administration will be freer to deal with the GI loan question.

Contractors Affected

But the connection between the GI and the general interest rate is by no means the only issue. Again assuming that a rise in the rate would expand volume, agencies question whether that would be desirable now. Wouldn't it put off the squeezing out of marginal contractors and perhaps even invite new ones into the business? Since the amount of available materials and labor is limited, wouldn't that merely bid up prices and wages? Wouldn't more people be getting in each other's way as they scrambled for the services of subcontractors and deliveries from suppliers?

Moreover, the agencies that oppose a higher rate now are not ready to concede the main argument of the proponents: that it would raise volume. Perhaps sincerely, perhaps in order to keep a debate going and thus avoid the day of decision, they raise these points:

1. The banks have been indicating a profound lack of interest in new real estate assets regardless of rates. Many

of them feel that their real estate portfolios are simply too high in relation to total assets.

Vet Issue Dwindles

2. The urgency of building for veterans may be less than it was three years ago. Although there are not suitable houses, veterans' living problems have merged into those of the general population. Consequently, the falling off in banks' applications for GI loans guarantees may reflect a drop in demand by the veterans themselves. Veterans no longer take whatever is offered. They are well enough situated to look at prices.

If these possibilities are right, raising interest rates would merely increase the permanent liabilities of veterans. Some of the agencies insist that it isn't worth while.

All this, of course, marks a far change in the point of view of the Administration as to housing. Not long ago, its attitude was that anything and everything should be done to expand construction. Now there is more feeling that it may be better to keep out of things.

Loan Technique Studied

The GI interest question is the hottest before the Administration, but there are other questions too. There are several planks in the law passed this summer. New sections of the housing laws provide for FHA loans to large scale builders. FHA and other interested agencies are doing the natural thing about all this: They aren't precisely looking for business. They are trying to figure out the proper techniques for such loans.

They feel that the customary methods
(Continued on page 10)





"Just as I feared — our client has a Louis Seize mind in a Louis Sullivan body. . . ."

— Drawn for the RECORD by Alan Dunn

**"We wanted Uniform High Quality,
Economy, Fast Erection, Fire Safety,
so we specified
STRAN-STEEL FRAMING"**

Roberts Construction Corporation
Kent Village, Prince Georges
County, Maryland



When the builder plans to retain ownership of a \$14,000,000 housing project, he takes particular care to select only the finest materials for its construction. That's why the Roberts Construction Corporation, owners and contractors, and Berla and Abel, architects, specified Stran-Steel nailable framing throughout the first two of nine blocks of buildings in the Kent Village garden-type apartment project now being erected in Prince Georges County, Maryland, near Washington, D. C.

Financially and structurally, the Stran-Steel framing system satisfied most advantageously the requirements of these builders. They wanted—and got from Stran-Steel framing:

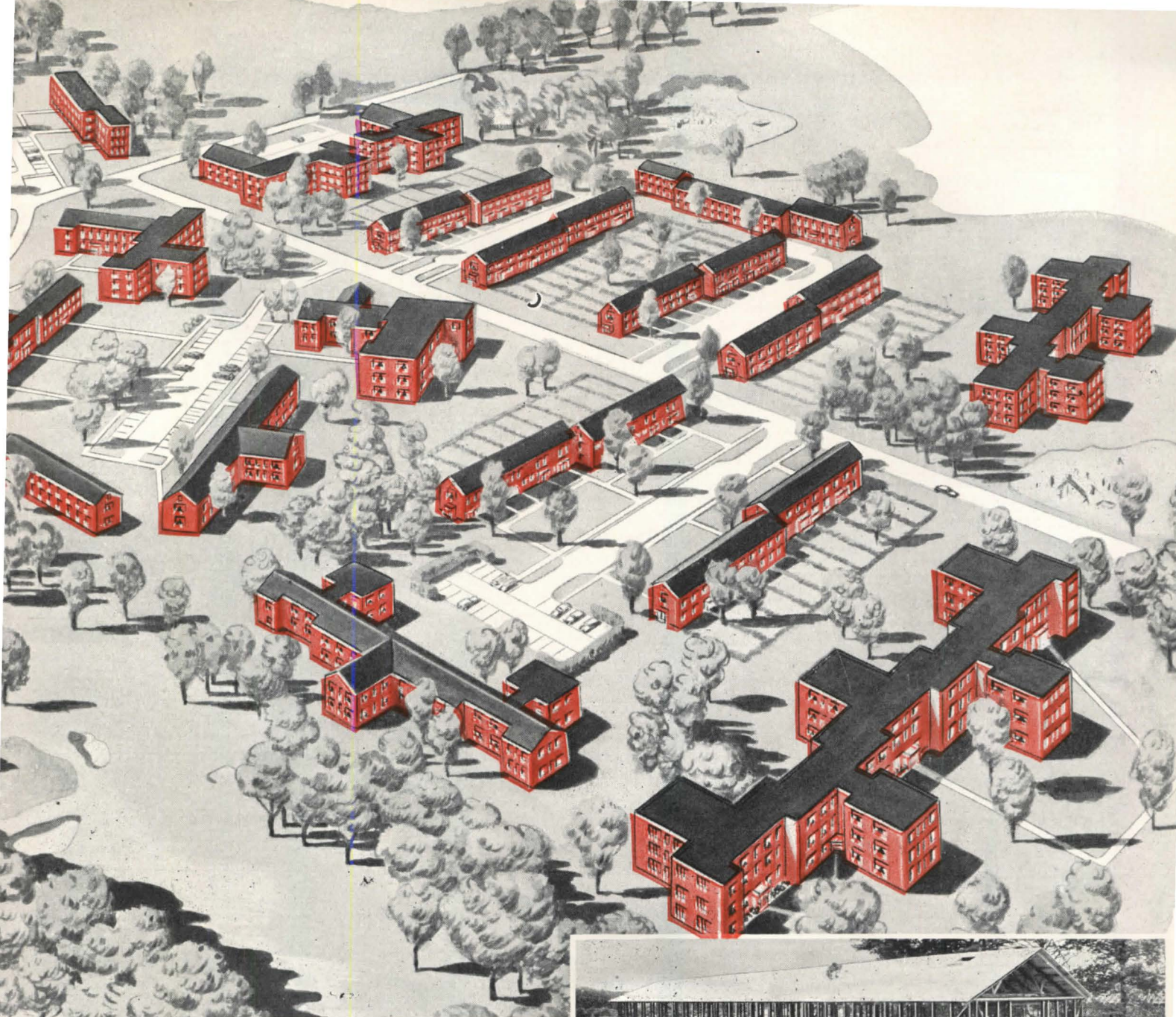
Economy of Framing Construction—Stran-Steel framing members correctly engineered to pre-determined quantities and sizes, are shipped to the job to fit exact requirements. This simplifies assembly and eliminates costly, time-consuming cutting on the job. It reduces delays in close-in time to a minimum. The quick completion possible with Stran-Steel nailable framing means early occupancy and consequent early returns on the owner's investment.

Economical Dry-Wall Construction—The patented nailing groove in Stran-Steel framing members permits plaster board to be nailed directly to the framing members, without any danger of subsequent wall movement from warping and shrinking. For when dry wall is applied to a precision-built steel frame, its permanence and stability through the years is assured.

Fire-Safety—The use of incombustible Stran-Steel framing members for floors, walls and roof greatly increases the fire-safety of the completed structure.

**Stran-Steel Framing Supplies a Backbone of Steel for
Apartments, Residences, Commercial and Industrial Buildings**

Stran-Steel nailable framing has a definite place in the modern building picture. Its superiority has been soundly established in a wide variety of structural applications over a period of ten years. And today an increasing number of builders and architects everywhere are adopting the Stran-Steel framing system for quality buildings.



A portion of Kent Village project similar to first two blocks of buildings now under construction. Entire village, when completed, will have 1,600 family units.

For Stran-Steel framing offers advantages unequalled by any other framing material. It's strong. It's fire-safe, rot-proof, termite-proof. The permanently rigid Stran-Steel framework affords protection against plaster cracks, sagging doors, and other damage caused by warping and shrinking. And the enduring quality of a building framed with Stran-Steel members insures lower maintenance costs and greater salability over the years.

Stran-Steel framing is available today. It can help you to build better. It can help you to build faster. Where quality is a consideration, it can help you to build at less cost. So, why not let our engineers show you how satisfactorily Stran-Steel framing can be applied to the job on your drafting board? Ask your local Stran-Steel dealer for full details, or write for his name and address.



Construction view of Stran-Steel framework for first unit, Kent Village Apartments. Roberts Construction Corporation, owner and contractor; Berla and Abel, architects.

Any collateral material can be nailed directly to Stran-Steel framing members. The nail is automatically clinched as it is driven into the patented nailing groove. The holding power of this groove is much stronger than that of wood, yet nails can be easily removed with a claw hammer.



GREAT LAKES STEEL CORPORATION
 Stran-Steel Division • Dept. 36 • Penobscot Building • Detroit 26, Michigan
 UNIT OF NATIONAL STEEL CORPORATION

THE RECORD REPORTS

(Continued from page 7)


of handling building loans don't apply. To advance small sums at particular stages of construction work might be too complicated. Yet money couldn't be advanced in a single lump sum. Methods of keeping collateral behind the loan advances and the like remain to be worked out. Part of the proceeds may be needed for factory operations not directly entailed in any particular projects so that the usual system won't be used.

Prefab Loans Watched

In addition, the RFC was given specific authority to lend to prefabricators — although under its charter RFC can make practically any loans its board wants to make. The specific authority probably was given in order to tell RFC that such loans are not to be treated like the others — i.e., to be weighed with respect to return, safety, etc., against a loan, say, to a railroad or municipality. That, at any rate, is the interpretation at RFC headquarters. However, there hasn't been much indication yet of actual business.

The agencies also are taking a long look at themselves. Are they correctly set up? One question in this respect is what will happen during the depression

(Continued on page 12)



Gruen Watch Company's new plant near Cincinnati will be sealed for climate control

BUILDING NOTES

Watch Factory

Outer walls of sheet glass and an 80-ft. tower housing a giant clock will feature the new climate-controlled, sealed factory to be built for the Gruen Watch Company at Time Hill, Cincinnati.

Designed by Woodie Garber, Cincinnati industrial designer, in collaboration with James E. Allen, architectural engineer, and Oscar A. Freidhoff, associate architect, the building eventually will provide 330,000 sq. ft. of floor space. It will house a horological division, a movement division, a case manufacturing plant, and the company's school for disabled veterans, as well as executive offices, a cafeteria and recreation facilities for employees.

The new plant will be located on a 63-acre site, formerly a golf course, in Amberley Village, a residential area on

the outskirts of Cincinnati. Extensive gardening and landscaping are planned to keep the country-club atmosphere.

Wright Homes for Westchester

A cooperative housing development of 50 homes, for which Frank Lloyd Wright is serving as supervising architect, is under construction in Mount Pleasant, Westchester County, N. Y. The project is being erected by Usonia Homes, Inc., a non-profit cooperative affiliated with the Eastern Cooperative League. The houses are custom-designed, will range in cost from \$10,000 to \$30,000.

The site chosen for the development is 97 acres of rolling wooded land overlooking the north end of the Kensico Reservoir. The site plan was prepared by Mr. Wright, and provides 55 circular building plots enclosing approximately an acre each. Only 50 of the plots are

(Continued on page 170)

NEWS FROM CANADA By John Caulfield Smith

Industry Fails Architecture?

"Can our readers," asks Professor E. R. Arthur in an editorial in the August *Journal, Royal Architectural Institute of Canada*, "think of anything cheaper than the bearing wall of our ancestors, strapped, lathed, plastered and painted — where brick is laid on brick? We tried a new prefabricated wall material recently only to find that its

cost was 50 per cent higher. . . ."

Prof. Arthur claims that one of the big postwar surprises has been the failure of industry to produce new and exciting materials to reduce building costs. He goes on to say: "We would give high marks for ingenuity to the makers of directional glass blocks, striated plywood and armor plastics, but they are not of universal application. The new


architecture is unfortunately years in advance of the industrial development which will permit its full realization."

Would anyone have foreseen, Prof. Arthur asks, that in 1948 we would be building urban restaurants and shops in rugged stone and unvarnished timber? That the Canadian government would be intrigued with the possibility of erecting houses of mud? That we'd have reverted to the pioneer practice of using waste lumber set in mortar for walls? "We wonder," he concludes, "whether industry knows what our modern building requirements are. The bulk of our materials go back to the dawn of architecture. . . ."

Architectural Competition

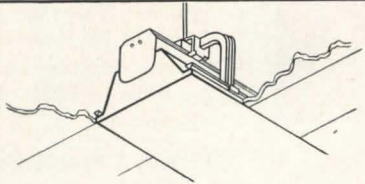
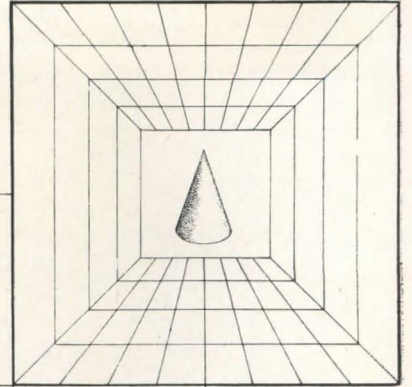
Clarence Campbell, president of the National Hockey League, announces that the League will conduct an architectural competition for the design of an international hockey hall of fame to be erected in Kingston, Ontario. Further particulars will be available from the Secretary, Royal Architectural Institute of Canada, 1323 Bay St., Toronto.

(Continued on page 162)



Proposed high school at Huntsville, Ont.; S. B. Coon and Son, Architects. Plans call for a two-story reinforced concrete building with brick and tile walls, felt and gravel roof

Light, installed in the ceiling pattern desired
... CEILINGS UNLIMITED*



Miller Ceiling Furring Hanger (patented) simplifies installation. Continuous wireway cuts wiring and fitting costs. Units are Bonderized, rust-resistant. Accessible parts make for easy service.


One system... the Miller Fluorescent Troffer Lighting System... provides light, PLUS a boundless opportunity to use the light units as building blocks... in new construction or relighting... to create architecturally harmonious ceiling patterns... CEILINGS UNLIMITED.

Miller Lighting Service is all-inclusive. It covers the needs of Planned Commercial and Industrial Lighting.

Miller 50 and 100 Foot Candles (Continuous Wireway Fluorescent Lighting Systems) are standard for general factory lighting. Miller incandescent and mercury vapor reflector equipment has broad factory and commercial application.

Miller field engineers and distributors, conveniently located, are at your call.

® Reg. Trademark U.S. Pat. Off.




Executive office — Architect: Susanne Wasson-Tucker, New York

Shermeyerff.

THE MILLER COMPANY
SINCE 1844
ILLUMINATING DIVISION, MERIDEN, CONNECTICUT

ILLUMINATING DIVISION: Fluorescent, Incandescent, Mercury Lighting Equipment; HEATING PRODUCTS DIVISION: Domestic Oil Burners and Liquid Fuel Devices; ROLLING MILL DIVISION: Phosphor Bronze and Brass in Sheets, Strips and Rolls

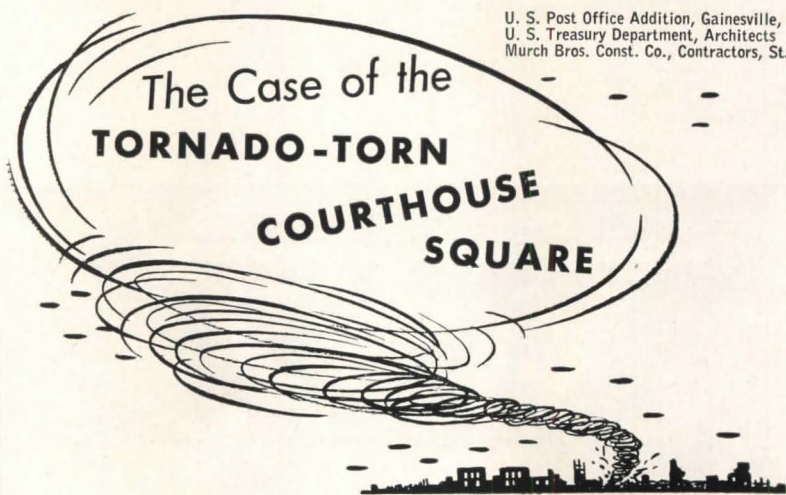
6




City Hall, Gainesville, Ga.
Daniell & Beutell, Architects, Atlanta, Ga.
Works Progress Administration, Contractors

Hall County Courthouse, Gainesville, Ga.
Daniell & Beutell, Architects, Atlanta, Ga.
Mion Construction Co., Contractors, Atlanta, Ga.

U. S. Post Office Addition, Gainesville, Ga.
U. S. Treasury Department, Architects
Murch Bros. Const. Co., Contractors, St. Louis, Mo.



The raging tornado of 1936 demolished Hall County's old brick courthouse and damaged other public buildings, but it could not crush the spirit of the people. The magnificent new Georgia Marble structure (center) stands as a monument to their courage. Flanked by Gainesville's City Hall and the U.S. Post Office Annex, also constructed of Georgia Marble, it is a striking example of how "the Marble with the Sparkling Crystal" enhances the beauty and dignity of the community.



Considering a project incorporating marble? Write to our nearest sales and service office stating the type of building. You will receive a specially prepared file containing detail sheets and other information that will be both interesting and valuable.

GEORGIA MARBLE

The Marble with the Sparkling Crystal

Produced by THE GEORGIA MARBLE COMPANY of Tate, Georgia

Sales and Service Offices • NEW YORK, N. Y. • WASHINGTON, D. C. • CLEVELAND, O.
PHILADELPHIA, PA. • BRIGHTON, MASS. • ROCHESTER, N. Y. • ATLANTA, GA.

THE RECORD REPORTS

(Continued from page 10)

when foreclosures become common-places. Under the present set-up, both FHA and VA financed loans will be dealt with differently. This would obviously invite invidious comparisons between the techniques of the two agencies, whether from the point of view of owners or of lenders. Nobody cherishes the prospect. There are plans of all kinds for joint, or at least similar, handling of distress situations. Any plan of the kind, however, is likely to step upon some official toe.

FHA-VA Problems

The same situation arises with respect to the old issue — unifying FHA and VA operations generally. The Budget Bureau seems still to be at it. Veterans Administration, it is to be gathered, wants to keep what it has. FHA wants to be a sound business institution, as before the war, and is timid of getting mixed up more than it has to with post-war additions to the older laws. One outcome, evidently being suggested by the Budget Bureau, is for FHA to compromise what it conceives to be sound financed principles in order to get a continually larger share of the business. This would avoid too sharp a dichotomy between the two government systems.

Shipping Issues Raised

Naturally, the building industry will be among the first to be affected by changes in law with respect to the pricing of shipped materials. Cement and steel, under the Cement Decision, must now be priced f.o.b. mill instead of f.o.b. nearest basing point as in the past. The Capehart Committee will introduce a bill early in the next session to modify the law, as interpreted in the latest court decisions and FTC orders.

The most likely change, staff members think, will be to make it harder to prove conspiracy. For example, the fact of uniform prices alone may become insufficient as evidence; the positive evidence of known collusive acts by companies may be required as well. The Committee probably will change the law as little as possible since it can't foretell the detailed results of any new law. One idea is to get the law back to what it was just before the Cement Decision and then, continuing the Committee's existence, to go on with further studies of the anti-trust laws.

Puzzles Cleared Up

In a survey of what families can afford to spend for housing, the Federal Reserve Board confirmed what people

(Continued on page 14)



hours



hours




hours

HMM Double Door VAULT ENTRANCES

provide the required degree of

CERTIFIED PROTECTION

for valuable records



Extra Margins of
SAFETY!



RELOCKING DEVICE! Extra safety feature that automatically locks the bolts when forced entry is attempted. Lower burglary insurance rates 10%.

ESCAPE DEVICE! A life and death necessity that enables anyone locked in the vault to get out easily and quickly.



Herring-Hall-Marvin insulated flat sill *double door* vault entrances give you the choice of any degree of certified fire protection . . . plus the extra convenience of a wider entrance, full 42" clearance for easier movement of record buses and trucks.

To help you decide the type of equipment needed for any particular job, call in a Herring-Hall-Marvin representative, a specialist in this field.

Without obligation, he will survey your client's needs and make a detailed recommendation to you.

Write, wire, or phone today.

See our catalogue ²⁴/₂ in your Sweet's File for detailed information on certified vault entrances and installation.

HERRING · HALL · MARVIN SAFE CO.

Herring-Hall-Marvin Storage Room Entrances offer 1-hour and 1/2-hour fire protection for use where the record volume is too large and the records not sufficiently important to warrant specifying the greater protection of a vault.

General Offices

HAMILTON, OHIO

BRANCH OFFICES

In New York, Chicago, Boston, Washington, St. Louis, Atlanta, Houston, Philadelphia, San Francisco, Los Angeles, Detroit, Pittsburgh, Omaha, Indianapolis, Minneapolis, Charlotte
OTHER AGENCIES ALL OVER THE WORLD.

THE SHOW GOES ON... when highline power fails!



Roxy Theatre, Slippery Rock, Pa.
Protected by Onan Standby Power



Edgar Shaeffer, Manager, Roxy Theatre,
with Onan Standby System.
Plant runs on natural gas.

Power failures are costly to theatre operators. Refunds must be made to disappointed patrons, and there's always the possibility of panic in the darkened theatre.

Protect your theatre projects by specifying a low-cost Onan Standby System. The generating plant starts automatically when commercial power fails, takes over the power load without interruption, stops automatically when commercial power is restored. Shipped complete, ready to run. Easy to install... requires little space. Capacities up to 35,000 watts.



Model 10EL
10,000 watts A.C.

Approved by the
Pennsylvania
Industrial Board
for standby
installations

Write for
folder



D.W. ONAN & SONS INC.
5134 Royalston Ave., Minneapolis 5, Minnesota



ONAN STANDBY POWER

THE RECORD REPORTS

(Continued from page 12)

probably took for granted before: that home ownership is related to income brackets, to the age of the head of the family, etc. Of families with less than \$3000 a year, two out of five are home owners; in the \$7500 and over class three out of four own their homes. In 1947, the Board estimates, home owners spent almost \$5 billion for improvements. The figure clears up some puzzles. For a long time, Commerce Department figures on the volume of shipments of particular building components have been too high in comparison to building volume. The high repair and improvement figure brings other statistics into better alignment.

Commerce reports that physical output of key materials is still on the upgrade. Gains include lumber, hardwood flooring, brick, cement, concrete reinforcing bars, clay tile and gypsum board and lath.

Aluminum Lack Noted

Companies putting out built in fixtures requiring aluminum, such as metal for refrigerator ice-trays, are having supply trouble — which may get worse. Government is using substantial amounts of aluminum in its aircraft program and may embark on a shipbuilding program that will use up still more. Meanwhile, the metal has gotten itself well entrenched as a substitute for other materials.

Industrial construction remains high. Interested agencies expect the volume to remain at its present level at least for half a year. The utilities especially are expanding as they must.

One development looking toward large-scale home construction projects is the mushrooming of co-ops. The Labor Department reports that many projects are under way. Cooperators seem to be more interested in suburban single-family house developments than in the prewar type of cooperative apartment.

Bank Problems Grow

The Senators who drafted the additions to housing legislation this summer are well aware that nothing works. Their bill was intended to put more money into building. But the banks are more interested just now in getting some of their money out. In this they are backed by the examiners. Federal Deposit Insurance Corporation, the Federal Reserve Board and local examiners are joined in telling the bankers that real estate can become too much of a good thing.

For months the banks have been
(Continued on page 16)

CORNING ANNOUNCES NEW SERVICES

to help you solve any commercial lightingware problem!

Corning Glass now offers a completely balanced line of commercial lightingware for diffusion and prismatic light control from fluorescent and incandescent light sources. This lightingware is the product of extensive research and is made to high standards of quality and tolerance.

To help you use this lighting effectively, Corning now offers many new services which are available for the asking. Whether you are an architect, lighting engineer, or fixture manufacturer, be sure you have this information in your files:



Bulletin LS-17, "Corning Engineered Lightingware," just published, describes and shows you how to use Corning's completely balanced line of lightingware to best advantage. It is a condensed handbook that will save you valuable time.



Installation data sheets conforming to the standards of the Illuminating Engineering Society are available on outstanding commercial installations, schools, stores, and institutions. They help you to plan.



Electrical Testing Laboratory curves have now been completed for the new Corning curved lens panels, the flat lens panels, and some of the Lenslites. You will find them valuable when planning a prismatic installation.

This information was developed especially to help you. Corning is interested in seeing to it that you get it promptly. Call your nearest Corning office, or if you prefer, mail the coupon below.

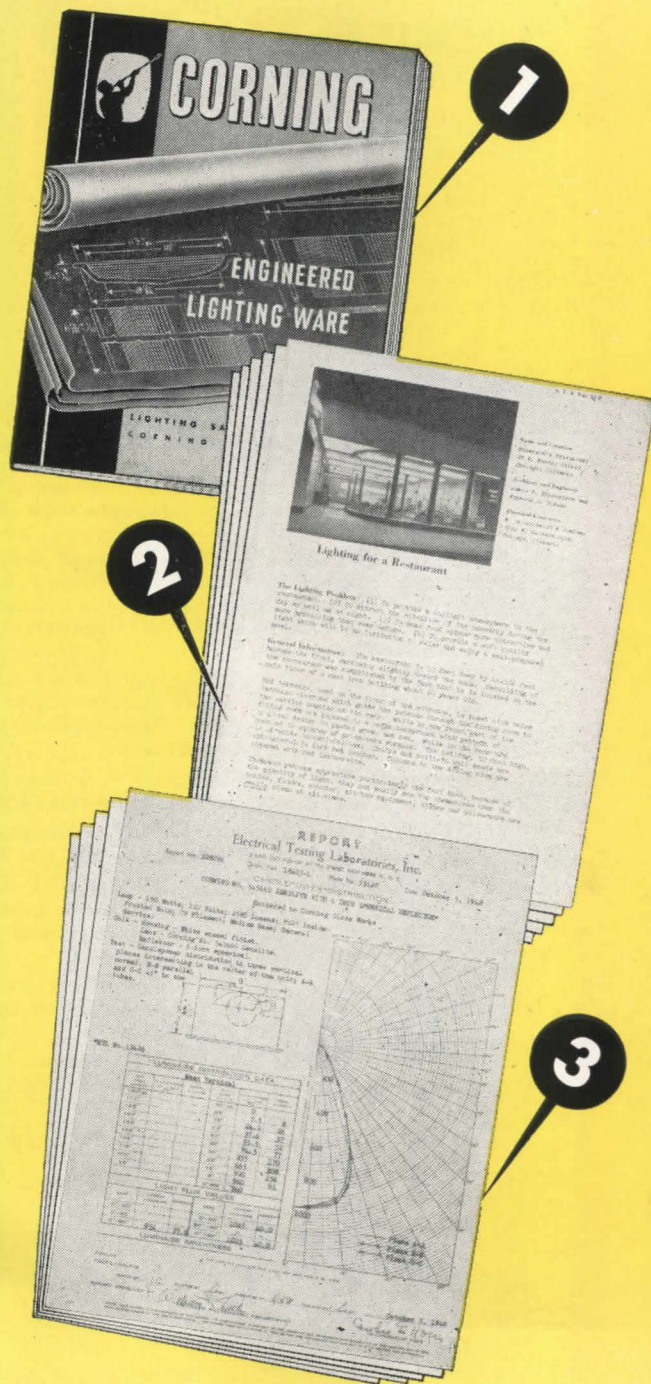
LIGHTINGWARE

SALES OFFICES

New York
718 Fifth Ave.
Circle 6-8224

Chicago
1470 Merchandise Mart
Delaware 6600

San Francisco
1355 Market St.
Underhill 2727



CORNING GLASS WORKS, DEPT. AR-11, CORNING, N. Y.

Please send me the information checked:

- Bulletin LS-17, "Corning Engineered Lightingware"
 Installation data sheets ETL curves

Name Title

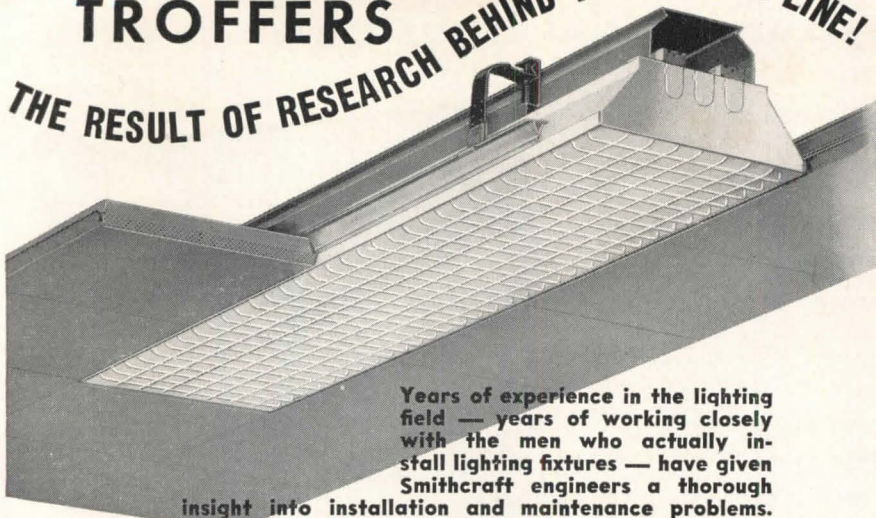
Firm

Address

City Zone State

Smithcraft TROFFERS

THE RESULT OF RESEARCH BEHIND THE CEILING LINE!



Years of experience in the lighting field — years of working closely with the men who actually install lighting fixtures — have given Smithcraft engineers a thorough insight into installation and maintenance problems. This combined experience plus exhaustive research has resulted in the exclusive features found only in Smithcraft Troffers, features that mean direct savings in installation and maintenance time and cost.

ALIGNER HANGER* . . . requires no exact positioning for installation . . . housing snaps on with no loose fastening devices . . . allows lateral adjustment of troffer to fit requirements of ceiling . . . permits up and down elevation of troffer before or after installation has been completed.

DUO-CAM HANGER* . . . the simplest yet most effective louver hinging and fastening device ever developed . . . hinges or releases louver at either side by simple finger-tip pressure . . . permits complete removal of louver at will.

REFLECTORS . . . fasten into position without loose parts . . . top reflector removable at any time for access to ballasts and wiring.


LOUVER . . . introduces 40° cut-off both lengthwise and crosswise . . . provides even light distribution with low brightness.

CONSTRUCTION . . . electrolytic zinc-coated Bonderized steel for trouble-free lifetime service . . . troffer is exactly 12" wide to fit requirements of san-acoustic ceilings and permit maximum light output.

VERSATILITY . . . troffer can be installed in any type of ceiling . . . if required, ceiling panels can be supported by framing attached to troffer.

GLASS TROFFERS . . . glass is locked securely in metal envelope without clips or fastenings . . . frame hinges and snaps closed easily.

For ease of installation and maintenance, for beauty of appearance, there is no equal to the Smithcraft Troffer.
*pat. pend.



For complete information address Dept. 500.

Smithcraft
LIGHTING DIVISION
CHELSEA 50, MASSACHUSETTS

In Canada, address inquiries to:
LIGHTING AND LAMPS LTD., 425 RIVER ST., MONTREAL, QUEBEC.

THE RECORD REPORTS

(Continued from page 14)

slowly increasing the amounts of down-payment they require, whether on new construction or on old. When a house is transferred nowadays, the amount of the mortgage is not expected to increase. Already this has had some effect, the banking authorities say, on the market. Naturally, it affects mortgage policy on new construction.

Senator McCarthy of Wisconsin, vice chairman of the Joint Congressional Committee on Housing, has been trying to persuade the bankers to change their minds. He told the annual convention of the Mortgage Bankers of America recently that Congress will put the government more actively into the business if they persist in demanding higher down payments. The bankers have not been using the mortgage insurance provided by the 1948 law, which McCarthy helped to write.

If Congress does do what the Senator says it will — create a readier government credit — it will have to deal with a group of reluctant agencies. Most of them are nervous and want to expand committees as slowly as they can. A Congressional committee taking testimony from the Administrative side on a bill to expand federal banking operations would have to deal with negative advice from the Administrative side. A change in the political question of the Administration is hardly likely to alter this.

Public Housing Unsettled


Meanwhile, it appears that public housing will be an issue in the 1949 Congress, as it was in this year's. The local housing authority administrators are preparing a new bill, for sponsorship of which they look to those who promoted the T-E-W bill. The measure, which first was to have included construction for middle-income families, evidently will confine itself to building for the poorest classes. To propose more would mean too much fighting.

Judging by what Congressmen in Washington say, public housing proposals in 1949 should have the same fate as in 1948. Passing through the Senate should be pretty easy. On the other hand, Representatives feel now just as they felt a few months ago. Nothing has happened to make them think or talk differently.

Housing Attacked

The Washington centennial celebration of the American Association for the Advancement of Science heard considerable derogation of the housing industry,

(Continued on page 18)



ROSLYN GARDENS, ROSLYN, L. I.
 Max M. Simon - Theo. E. Merrill
 Associate Architects
 Raisler Corporation
 Engineers and Contractors

Another BIG APARTMENT PROJECT SELECTS SARCO THERM

Simplified Heat Control

The engineers of this six acre F.H.A. development, providing 217 moderate priced apartments, assured utmost heating comfort by deciding on Sarcotherm Control for the forced hot water system.

"Simplicity and Low Cost" were again the deciding factors. More and more engineers are realizing that the luxury of a control that modulates for both outside and inside temperatures is also an economy—in first cost, in fuel, and in maintenance costs.

Sarcotherm has thrived on comparisons. On plans, on price, in service, the more you compare, the better Sarcotherm looks. Why not see some of the many jobs in your territory?



FOR
 HOT
 WATER
 AND
 RADIANT
 HEATING

CATALOG No. 500
 WILL BE SENT
 ON REQUEST



12

Sarcotherm

SARCO THERM CONTROLS, INC. • Empire State Bldg. • NEW YORK 1, N. Y.

Michaels

STORE FRONTS



Michaels store fronts, push bars, kick plates and thresholds of extruded bronze, aluminum, stainless steel and other metals meet virtually every requirement. Many stock designs are available. However, Michaels is set up to faithfully reproduce in metal the most intricate creations of discriminating architects. Michaels store fronts are unusually attractive and inviting. Specially designed metal letters of harmonizing or contrasting colors add to the effectiveness of these modern store fronts. Architects and builders are invited to consult us on all their requirements for ferrous and nonferrous building products. A partial list of Michaels products is shown below. If this list does not include the product you need, write us. Chances are we have it or can make it. Complete information on any or all products will be sent on request.

MICHAELS PRODUCTS

Bank Screens and Partitions
Welded Bronze Doors
Elevator Doors
Store Fronts
Lettering
Check Desks (standing and wall)
Lamp Standards
Marquises
Tablets and Signs
Name Plates

Astragals (adjustable)
Stair Railings (cast and wrought)
Wrought and Cast Radiator Grilles
Grilles and Wickets
Kick and Push Plates
Push Bars
Cast Thresholds
Extruded Thresholds
MI-CO Parking Meters
Museum Trophy Cases

The MICHAELS ART BRONZE Co., Inc., 234 Scott St., Covington, Ky.

Member of the National Association of Ornamental Nonferrous Metals Manufacturers



THE RECORD REPORTS

(Continued from page 16)

as it exists. For example, Livingston W. Houston:

"One of the greatest stumbling blocks to housing progress lies in the field of architectural expression. An important principle of esthetics, the science of beauty, confirmed by the science of history, states that always and everywhere, great architectural styles have logically reflected the spirit of their own age — in the use of materials, manner of erection, and in the design of architectural forms. Today, in direct violation of that principle, homes are being built by the hundreds of thousands, imitating the forms and fabrication techniques of hundreds of years ago. Imagine the state of civilization today if, in all other phases of human activity, this tendency to reproduce the past were as strong as in housing. And buildings, on good historical and sociological authority, may be rated as man's most important artifacts!

"Some very obvious ideas result from an examination of the findings of physical science in the light of political science. There is great need to improve the character of such legislation as zoning ordinances, land subdivision regulations, and, in particular, building codes.


"The construction of housing has long been a local activity and each locality has its own accumulation of regulations. There are approximately two thousand widely varying local building codes in this country. Each of them is a separate and distinct barrier to the manufacturer who wishes to market factory-built units for dwellings on a nation-wide basis. While physical science, for example, can demonstrate beyond question that a given structural material has certain load-bearing or fire-resisting properties, these findings can be, and often are, ignored in antiquated and inhibitory building regulations."

Housing Ignored in Campaigns

Housing and other construction issues were receiving very little attention as Mr. Truman and Mr. Dewey fanned their campaigns to white heat in the last weeks before elections. The President made mention a few times of the failure of the eightieth Congress to pass a comprehensive long range housing program. But Dewey seemed content to rest on his record of housing achievements in New York State during his stewardship as Governor.

Foreign developments overshadowed domestic happenings. The Munitions Board had announced its first batch of "stand-by" orders, rounding up an in-

(Continued on page 20)



extra white . . . a favorite on land or sea



extra whiteness

**— for mass or contrast
in architecture**

Trinity White—the *whitest* white cement—is made to ASTM and Federal specifications. It is a true portland cement made from selected raw materials. It has all the excellent portland cement qualities of strength, endurance and workability.

Use Trinity by itself for whiteness—with pigments for purer, truer color values.


Use it in cast stone, architectural concrete units, terrazzo, stucco, light-reflecting floors; in cement paint. Trinity Division,

General Portland Cement Co., 111 W. Monroe St.,
Chicago; Republic Bank Bldg., Dallas;
816 W. 5th St., Los Angeles.

as white



as snow

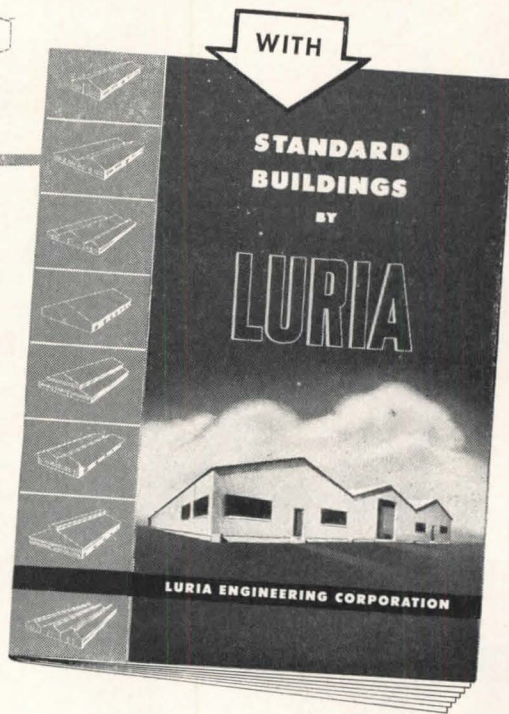


Trinity White Portland Cement plain or waterproofed

(Continued from page 18)

TO HELP YOU PLAN YOUR NEXT BUILDING

— this new catalog shows you how to do it
faster, easier, and at Lower Cost



WHAT ARE LURIA BUILDINGS?

They are *permanent*, steel-frame structures, designed to meet the most exacting building codes — available with clear spans of 40 to 100 feet, eave heights of 12 to 20 feet, and lengths in increments of 20 feet.

WHERE CAN THEY BE USED?

There's practically no limit to their application. They can be used singly or in any desired combination — with a wide choice of door and window locations, optional features, roofing and siding materials. These Standard Buildings are so flexible that they can, in effect, be custom-tailored to meet your precise requirements.

WHY DO THEY COST LESS?

Because (1) they are produced in quantity; (2) they use fewer and heavier members which require less fabrication; (3) they are designed to permit maximum interchangeability of parts throughout the entire line.

WHEN ARE THEY AVAILABLE?

Now—for fast delivery. Many sizes are carried in stock and can be shipped immediately.

This 20-page catalog, containing data and specifications on the complete Luria line, will be a valuable addition to *your* files. For here is a new and flexible medium to work with—*permanent* structures that can be incorporated into your plans with complete confidence—low in cost, readily available, easy to erect.

SEND FOR YOUR COPY TODAY

LURIA ENGINEERING CORPORATION
500 Fifth Ave., New York 18, N. Y. Dept. D-1
Please send me a copy of your new catalog on the complete line of Standard Buildings by LURIA.

NAME

COMPANY

ADDRESS

CITY..... STATE.....

Standard Buildings by LURIA

LURIA ENGINEERING CORPORATION
500 FIFTH AVE., NEW YORK 18, N. Y.
Offices in: Atlanta, Boston, Chicago,
Cleveland, Philadelphia, Pittsburgh, and
Washington, D. C.

ventory of machine tools, and even the State Department announcement of increased shipments of iron and steel scrap from Western Germany to American steel mills fitted into this pattern of concentration on foreign affairs.

More Houses at Lower Cost

What activity there was concerning housing centered on a cooperative effort by industry and government to create more houses at lower prices. Industry claimed it was making good progress in this direction. Government said what the country needed most was wide-scale production of a good \$6000 house.

This was the picture:

The National Association of Home Builders, emphasizing the standardization of building products, pushed the development of less expensive homes. This began to look like a partial answer to the high cost of housing problem. For example, so-called minimum type dwellings have been erected in southern and southwestern areas for low-income families. These have sold for as little as \$100 down and \$29 in monthly payments. This and the "economy house" have been developed in the drive to place good quality housing on the market at costs well below the corresponding market area prices.

In telling this story to material producers, Carl G. Lane, director of NAHB's Technical Service Department, listed the following methods whereby successful production of the lower priced houses has been achieved:

1. Site fabrications of parts of the houses.
2. Assembly of houses by sections.
3. Standardization of parts.
4. Use of labor saving methods and materials.
5. Careful engineering layout of project operations.
6. Use of trained work crews.
7. Careful attention to project size.

The references are to multiple individual one-family construction on the larger scale.

Said Lans: "So far, we have made enormous strides in a short time in construction techniques. Today's building methods are utterly unlike those used even 20 years ago and are certainly a long way from the so-called old fashioned methods of building piece by piece by hand."

National Conference Urged

But industry never can afford to rest on its accomplishments, heartening as these may be. So, to advance the steps

(Continued on page 22)



Guthlite

THE NEW FLUORESCENT

with a **RADIANT** personality!

GUTHLITE, the Radiant Glow Fluorescent, is a beautiful luminaire to see — and to see by! When illuminated, it has a soft luminous appearance that is most appealing. This glowing effect is produced with a low surface brightness that is eye-pleasing!

The GUTHLITE provides efficient downlight plus a component of indirect light. This combination creates ideal sight conditions. The light is uniformly distributed; ceiling areas are comfortable to the eye; ample levels of shadowless illumination are supplied at seeing levels!

The high quality, eye-easy illumination of the GUTHLITE is accomplished without glass or plastic panels. The GUTHLITE is all-metal construction, so there is no danger of warping or breakage. The luminous glow of the GUTHLITE is produced by side and spill-lighting.

In addition to beautiful, efficient illumination, GUTHLITES offer many exclusive features that cut maintenance and installation. You should know the many ways in which these features can benefit you. Write for Bulletin 8845C

The light charts illustrate graphically the unusually fine lighting qualities of GUTHLITE.



THE EDWIN F. GUTH CO. . . ST. LOUIS 3

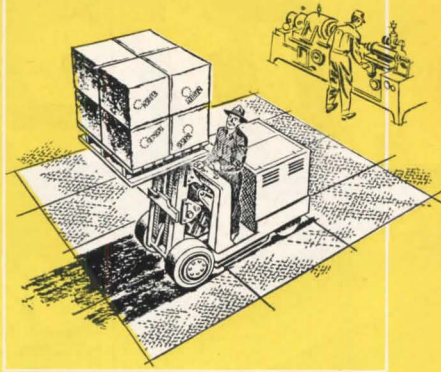
LEADERS IN LIGHTING SINCE 1902

*Trade Mark. U. S. & Can. Pats. Applied For



HOW TO—Eliminate Slipping Accidents In YOUR Plant . . . On YOUR Products

Slipping accidents cost industry thousands of dollars and hundreds and hundreds of man-hours each year. Today it is important to reduce costs and to get maximum production. AW Super-Diamond Floor Plate helps you to do this in three ways: 1. It prevents men from slipping. Wet or dry it grips without a slip. 2. Heavy traffic, oil, heat and fire do not damage it. Therefore maintenance costs are eliminated completely. 3. It is easy to clean (water drains and dries quickly from the exclusive AW Super-Diamond Pattern), and it's easy to match. AW Super-Diamond Floor Plate has over 1001 uses in plants, and on products such as saddle tanks, lift-trucks, machine bases, etc. Do as leading Architects and Designers do and specify AW Super-Diamond Floor Plate . . . for your plant and products.



FREE—a 16-page catalog. Mail Coupon for your copy.

AW SUPER-DIAMOND FLOOR PLATE GIVES YOU THE EXTRAS, AT NO EXTRA COST

GRIP WITHOUT A SLIP!

EASY TO CLEAN!

EASY TO MATCH!

AW SUPER-DIAMOND FLOOR PLATES THAT GRIP

Alan Wood Steel Company, Conshohocken, Pa.

Please send me a copy of your informative catalog L-33

Name _____

Company _____

Address _____ City _____ State _____



A Product of **ALAN WOOD STEEL COMPANY**
Other Products: Billets • Plates • Sheets • Carbon & Alloy



THE RECORD REPORTS

(Continued from page 20)

already taken toward standardization of building products and equipment, Lans proposed that a national conference be called in Washington to coordinate the present efforts of manufacturers. The home builders believe that construction savings can be effected, that reduced home building costs will follow increased standardization of house parts and equipment.

(It even has been suggested seriously that the new consumer credit controls added to an indicated trend might result in the equipping of new houses offered for sale with more and more appliances; clothes washers, dish washers, and other large items that low-income families no longer can afford to buy on time.)

Government's case for lower-cost housing was stated succinctly by Raymond M. Foley, Housing and Home Finance Agency administrator, in his call for "wide-scale production of a good \$6000 house." This was the first time any federal government spokesman had gone on record with a dollar figure indicating a desired price bracket. Foley said in support that half of all U. S. families have an income of less than \$3000 a year and cannot well afford to pay more than \$6000 for their houses. The same sale price of \$6000 was applied to the value of homes built for rental purposes, the administrator contending that families in the \$3000 income class should not be compelled to pay rents higher than needed to finance the \$6000-per-home cost figure.

Little Low-Cost Housing Being Built


But little new housing is being built anywhere to sell below \$9000; most of it in northern areas, at least, going for \$10,000 and up. This fact reaches to the very nub of the housing problem.

New financing arrangements and other incentives legislated by Congress in August are expected to show their worth within the coming months by pulling down home building costs somewhat. Mr. Foley has informed the building field that his agency, HHFA, has as one of its major objectives active cooperation with industry in expansion of research for improvement of construction techniques and the lowering of housing costs. Without particularizing too much, the agency chief stated:

"The index of housing costs has moved upward since the beginning of the war. In most areas the upward trend has not yet stopped. It is not probable nor desirable that labor rates

(Continued on page 178)

If this customer could get
all the Aluminum he wants...



HE: *Every woman knows aluminum kitchenware! Millions will want my building products...*

WE: *That's why saying NO is so tough...*

There is no mystery in the reasons.

We have talked aluminum, aluminum, aluminum, for sixty years.

Manufacturers, and Americans in general, during the war, learned what aluminum could do. As it fought America's battles in the sky, they saw it win other battles against great stresses, against corrosion, against old-fashioned manufacturing methods. Hundreds of thousands of skilled American hands learned to work with aluminum...

All of these facts, put together, caused a kind of postwar revolution. A manufacturer of building products, or appliances, or irrigation systems, redesigned his

line to take advantage of aluminum's usefulness. *Suddenly, thousands of such manufacturers were clamoring for aluminum!*

So many that—with aluminum as with countless other products—the world demand exceeded the supply. And America's new aircraft program subtracts its large and necessary share.

That is why, right at this enthusiastic moment, events force us to learn to say NO. We must say a flat NO to those who want aluminum because they can't get their regular metal. A milder NO to new aluminum users with ideas that are economically sound. We will endeavor to supply them with the small amounts

needed for experimental use. Very drastic NO's to many of our own fabricating plants, which, for some time, we have operated at only a fraction of their capacity.

Every time we have to say NO to a customer, it will be the fairest NO we know. Our first obligation is, of course, to the host of old customers who have put all their eggs in the aluminum basket.


But there will be no light decisions. Your Alcoa salesman and his District Manager will work out the answers, as a team whose guiding motive is this:

We want more and more of your business, as soon as we can make more aluminum available.

ALUMINUM COMPANY OF AMERICA,
1867 Gulf Building, Pittsburgh 19, Pa.
Sales offices in principal cities.



ALCOA

first in Aluminum



As selected by Emery Roth & Sons:
trim, graceful Lockwood Polystyle
Design in forged brass; 5100 Series
Standardized Heavy Duty Cylinder
Lock with Equipoise Knob Action.

How many locksets make a building?




All of them if they're the *right* kind of locksets. Ordinary hardware can play hob with an architect's fondest dream. Good hardware, Lockwood in particular, helps *make* a building what it was intended to be!

Which is one of the reasons why Emery Roth & Sons, designers of this new office building on New York's upper Park Avenue, selected Lockwood Finishing Hardware for all interior doors. The rest of the reasons boil down to this: *Lockwood always means more of the best in Finishing Hardware.*

It's easier for you to specify the *right* hardware from Lockwood's catalog, "Simplified Specifications." You'll find this listed in Sweet's for 1948; or write for a free copy of your own.


L 88-A



Lockwood

HARDWARE MANUFACTURING CO.

Division, Independent Lock Company • Fitchburg, Mass.



For pre-cast concrete building units
specify American Welded Wire Fabric reinforcement



Many shapes and forms of pre-cast concrete building units are made practical by American Welded Wire Fabric reinforcement. Its closely spaced small members of cold drawn high yield-point steel impart evenly distributed

strength to the concrete slabs, panels, planks, pipes and special shapes produced by the pre-casting industry.

In many prominent hospitals, hotels, schools, churches, factories, government and public buildings, the use of pre-cast concrete units reinforced with American Welded Wire Fabric—especially for walls, floors and roofs—has resulted

in better-looking buildings, speedier construction, savings in time and money.

We do not produce pre-cast concrete units. When you are figuring on using them, you can get complete information from nearby pre-casting companies—and be sure to specify the use of American Welded Wire Fabric reinforcement.

AMERICAN STEEL & WIRE COMPANY, GENERAL OFFICES: CLEVELAND, OHIO

COLUMBIA STEEL COMPANY, SAN FRANCISCO

PACIFIC COAST DISTRIBUTORS

TENNESSEE COAL, IRON & RAILROAD COMPANY, BIRMINGHAM

SOUTHERN DISTRIBUTORS

UNITED STATES STEEL EXPORT COMPANY, NEW YORK

Every type of concrete construction needs

AMERICAN WELDED WIRE FABRIC
reinforcement



UNITED STATES STEEL

CONSTRUCTION COST INDEXES — Labor and Materials

United States average 1926—1929 = 100

Presented by Clyde Shute, manager, Statistical and Research Division, F. W. Dodge Corporation, from data compiled by E. H. Boeckh & Associates, Inc.

NEW YORK

ATLANTA

Period	Residential		Apts., Hotels, Office Bldgs. Brick and Concr.	Commercial and Factory Buildings		Residential		Apts., Hotels, Office Bldgs. Brick and Concr.	Commercial and Factory Buildings	
	Brick	Frame		Brick and Concr.	Brick and Steel	Brick	Frame		Brick and Concr.	Brick and Steel
1920	136.1	136.9	123.3	123.6	122.6	122.8	122.9	108.6	109.8	105.7
1925	121.5	122.8	111.4	113.3	110.3	86.4	85.0	88.6	92.5	83.4
1930	127.0	126.7	124.1	128.0	123.6	82.1	80.9	84.5	86.1	83.6
1935	93.8	91.3	104.7	108.5	105.5	72.3	67.9	84.0	87.1	85.1
1939	123.5	122.4	130.7	133.4	130.1	86.3	83.1	95.1	97.4	94.7
1940	126.3	125.1	132.2	135.1	131.4	91.0	89.0	96.9	98.5	97.5
1941	134.5	135.1	135.1	137.2	134.5	97.5	96.1	99.9	101.4	100.8
1942	139.1	140.7	137.9	139.3	137.1	102.8	102.5	104.4	104.9	105.1
1943	142.5	144.5	140.2	141.7	139.0	109.2	109.8	108.5	108.1	108.7
1944	153.1	154.3	149.6	152.6	149.6	123.2	124.5	117.3	117.2	118.2
1945	160.5	161.7	156.3	158.0	155.4	132.1	133.9	123.2	122.8	123.3
1946	181.8	182.4	177.2	179.0	174.8	148.1	149.2	136.8	136.4	135.1
1947	219.3	222.0	207.6	207.5	203.8	180.4	184.0	158.1	157.1	158.0
June 1948	249.5	251.8	237.4	239.5	234.7	196.4	199.9	173.9	175.5	175.5
July 1948	252.4	253.6	241.2	245.1	237.4	203.4	206.8	182.5	181.6	180.9
Aug. 1948	255.5	256.4	246.1	250.2	244.2	204.8	208.2	184.7	183.8	183.2
			% increase over 1939					% increase over 1939		
Aug. 1948	106.9	109.5	88.3	87.6	87.7	137.3	150.5	93.7	88.7	93.5
	ST. LOUIS					SAN FRANCISCO				
1920	118.1	121.1	112.1	110.7	113.1	108.8	107.5	115.2	115.1	122.1
1925	118.6	118.4	116.3	118.1	114.4	91.0	86.5	99.5	102.1	98.0
1930	108.9	108.3	112.4	115.3	111.3	90.8	86.8	100.4	104.9	100.4
1935	95.1	90.1	104.1	108.3	105.4	89.5	84.5	96.4	103.7	99.7
1939	110.2	107.0	118.7	119.8	119.0	105.6	99.3	117.4	121.9	116.5
1940	112.6	110.1	119.3	120.3	119.4	106.4	101.2	116.3	120.1	115.5
1941	118.8	118.0	121.2	121.7	122.2	116.3	112.9	120.5	123.4	124.3
1942	124.5	123.3	126.9	128.6	126.9	123.6	120.1	127.5	129.3	130.8
1943	128.2	126.4	131.2	133.3	130.3	131.3	127.7	133.2	136.6	136.3
1944	138.4	138.4	135.7	136.7	136.6	139.4	137.1	139.4	142.0	142.4
1945	152.8	152.3	146.2	148.5	145.6	146.2	144.3	144.5	146.8	147.9
1946	167.1	167.4	159.1	161.1	158.1	159.7	157.5	157.9	159.3	160.0
1947	202.4	203.8	183.9	184.2	184.0	193.1	191.6	183.7	186.8	186.9
June 1948	230.0	234.2	208.7	210.7	209.0	215.6	213.6	202.9	209.7	204.8
July 1948	231.3	235.5	210.4	211.3	209.6	222.2	220.4	211.5	217.4	213.6
Aug. 1948	232.6	236.8	212.7	213.4	213.6	223.4	221.6	213.8	219.2	218.1
			% increase over 1939					% increase over 1939		
Aug. 1948	111.1	123.2	79.2	78.1	79.5	111.6	123.2	82.1	79.8	87.2

The index numbers shown are for combined material and labor costs. The indexes for each separate type of construction relate to the United States average for 1926-29 for that particular type — considered 100.

Cost comparisons, as percentage differences for any particular type of construction, are possible between localities, or periods of time within the same city, by dividing the difference between the two index numbers by one of them; i.e.:

index for city A = 110

index for city B = 95

(both indexes must be for the same type of construction).

Then: costs in A are approximately 16 per cent higher than in B.

$$\frac{110-95}{95} = 0.158$$

Conversely: costs in B are approximately 14 per cent lower than in A.

$$\frac{110-95}{110} = 0.136$$

Cost comparisons cannot be made between different types of construction because the index numbers for each type relate to a different U. S. average for 1926-29.

Material prices and wage rates used in the current indexes make no allowance for payments in excess of published list prices, thus indexes reflect minimum costs and not necessarily actual costs.

These index numbers will appear whenever changes are significant.

When you think of
BRASS PIPE... "85"
think of



OVER THE PAST 21 years, thousands of commercial and industrial installations have utilized millions of feet of Anaconda 85 Red Brass Pipe which, today, continues to give dependable, rust-free service.

This service record justifies the faith of The American Brass Company's engineers who recommended this pipe in 1927 (after ten years of exhaustive experiments) as the highest quality corrosion-resistant pipe obtainable at a reasonable price.

Today this same pipe, containing 85 per-

cent of copper, sets new records for continuing high quality, uniformity of grain structure and proved dependability. It is furnished through wholesale distributors.

4725

ANACONDA
from mine to consumer

Anaconda

85 RED BRASS PIPE

THE AMERICAN BRASS COMPANY

General Offices: Waterbury 88, Connecticut
Subsidiary of Anaconda Copper Mining Company
In Canada: ANACONDA AMERICAN BRASS LTD.
New Toronto, Ont.

REQUIRED READING

BEHIND SAARINEN

Eliel Saarinen. By Albert Christ-Janer. The University of Chicago Press (5750 Ellis Ave., Chicago 37, Ill.), 1948. 9¾ by 12¾ in. xi + 153 pp., illus. \$15.00.

The biographer's greatest temptation — to glamorize and hero-worship his subject — Albert Christ-Janer has overcome completely in this splendid biography of Eliel Saarinen. He tells Saarinen's story simply and directly, almost as an accompaniment to the many photographs and drawings of the architect's work with which the pages of the handsome volume are filled. Allowing the illustrations to speak for themselves, his own comments are presented with dignity and restraint.

Divided into two parts, the book covers first Saarinen's period of residence in Finland, and second, his migration to a new environment, the United States. In integrating the attitudes and forces affecting Saarinen's philosophy and art, the author has taken into consideration his Finnish birth, family background, inter-continental cultures, the nature of the esthetic in modern design, the historical trends of architectural design, and the philosophy of art education.

A comprehensive undertaking, this work includes a complete chronology, a chronological catalogue of Saarinen's buildings, and a general bibliography.

Saarinen, whose theme has ever been of a rational, yet artistic tenor, has achieved and expressed in his thinking and work the transition from nature to man-made form. And Albert Christ-Janer, so thoroughly understanding this, has crystallized Saarinen's concepts to produce a brilliant summation of one of the significant creators of today.

TO SIMPLIFY STORE DESIGN

Shops & Stores. By Morris Ketchum, Jr. Reinhold Publishing Corp. (330 W. 42nd St., New York 18, N. Y.), 1948. 9 by 11½ in. 308 pp., illus. \$10.00.

This latest addition to the Progressive Architecture Library is a workmanlike and handy treatise on modern store design by an architect who probably has done as much store work as any man in the country. Morris Ketchum, Jr., is well aware of the multitudinous problems involved in such design, and is full of ideas as to how best they can be solved.

Starting with a brief introductory chapter on the development of store design in the United States, Mr. Ketchum works his way methodically through the basic planning of the store ("the indoor shopping street," "vertical sales traffic," "organizing the sales space"), illustrating his points with diagrams, photos and descriptions of

actual and projected stores. He then turns his attention to equipment needs, including sales fixtures and lighting, merchandise transportation, loading and unloading facilities, etc., and mechanical equipment such as heating and air conditioning, ventilation, water supply, fire protection, communication. Succeeding chapters discuss materials and structure and the all-important store front.

All of this is basic source material for the architect and on the whole steers clear of the controversial aspects of store design. Equally useful and straightforward are the remaining two chapters dealing with typical shops and stores and the "shopping environment." The former discusses separately the specialty shop (flowers, jewelry, shoes, men's and women's clothing, and so on), the variety store (foods, drugs, hardware, furniture and others), and the department store. The final chapter is given over to city traffic problems, drive-in shops and stores, and shopping centers.

The book is well illustrated throughout, with diagrams and plans as well as photographs and drawings. The text is well written and carefully organized. Many of the plans and some of the diagrams, however, are too small to be legible, and most of them are all but spoiled by poor reproduction. It is too bad that a book which is sure to be widely used should have been permitted such mechanical defects.


BRITAIN'S HOUSES

Houses for Moderate Means. By Randal Phillips. 1st American Edition. Transatlantic Arts, Inc. (Forest Hills, N. Y.), 1947. 7½ by 11 in. 128 pp. illus. \$3.00.

Moderate means, says Randal Phillips, is an elastic term. Elastic, yes, but nevertheless, by way of being specific, Mr. Phillips has amassed in this volume from the work of contemporary British architects examples of houses which range in cost from £500-£2000. Most of the houses included were built before the war, the majority of them costing over £1000.

Mr. Phillips has devoted special attention to matters of plan, the question of style, materials, equipment, and building costs. Plan form, contingent on the problem of lowered costs, has been given careful consideration.

No single style is emphasized in this collection: the author has included the thatched-roof rustic cottage type, the easy formality of Georgian structure, and the dynamic horizontals and curves of modern architecture. Similarly, all kinds of materials and all types of construction are illustrated. Each house is presented in both photograph and plan, with a generous text description and full construction details. The result is an excellent volume for study.





"He's been with us since the architect's first sketches."

— Drawn by Shannon Sutton

DOUBLE DUTY INSULITE

* (BILDRIE SHEATHING)



BUILDS



INSULATES



Give your clients the double advantage of Insulite and let them do your advertising for you! They like to know that their home will be more comfortable, because Insulite *insulates* as it builds. They'll tell their friends how you helped them build a stronger, better, more liveable home by specifying double-duty, double-value INSULITE.

Refer to Sweet's File, Architectural Section 10a/9

**BUILDS AS IT...
INSULATES**

double-duty
INSULITE

**INSULATES
AS IT BUILDS**

The GENUINE

"Insulite" is a registered trade mark, U.S. Pat. Off.

INSULITE DIVISION
PAPER COMPANY
MINNEAPOLIS 2, MINNESOTA
MINNESOTA & ONTARIO COMPANY

11



These New "Grade-Trademarks" Douglas Fir of Highest

The companies listed below manufacture doors according to specifications and standards of the Fir Door Institute as promulgated by the U. S. Department of Commerce, which conform to the grading rules and inspection service of the Institute. All doors, produced by these manufacturers which bear official F. D. I. seals, are backed and guaranteed as to quality by the Fir Door Institute.

ACME DOOR COMPANY

Hoquiam, Washington

BUFFELEN MANUFACTURING CO.

Tacoma 1, Washington

M & M WOOD WORKING COMPANY

Portland 3, Oregon

E. A. NORD COMPANY

Everett, Washington

ROBINSON MANUFACTURING CO.

Everett, Washington

SIMPSON LOGGING COMPANY

Seattle 1, Washington

VANCOUVER DOOR COMPANY

Montesano, Washington

THE WHEELER, OSGOOD COMPANY

Tacoma 1, Washington

The Fir Door

Identify Doors

Quality and Uniformity

—as Certified by F. D. I. Inspection


Now—all fir doors produced by member factories of the Fir Door Institute, and covered by official F. D. I. inspection, carry one of the new “grade-trademarks” shown below. Selected for easy, quick identification, these distinc-

tive marks appear *only* on F. D. I. inspected doors—and are your insurance that the doors so grade-marked meet official F. D. I. quality standards. Look for them! Insist on officially-inspected F. D. I. doors.

*Trade-Mark Registration
Pending—U. S. Patent Office



Institute, Tacoma 2, Washington



BEAUTIFUL, DEPENDABLE NAUGAHYDE

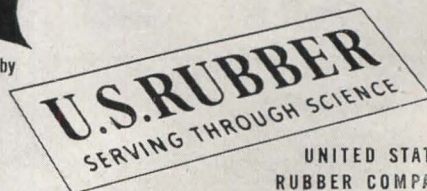
All the advantages of the finest plastic, PLUS the benefits from a rugged fabric backing to prevent bagging, splitting and opened seams.

61 colors and finishes to fit any color scheme desired; all scuffproof, fadeproof, truly wear-resistant.

Manufacturers' note: We furnish booklet tags and ribbons to identify U. S. Naugahyde on your products—use them for full tie-in benefits from our national advertising.



Made only by



Distributors in principal cities



COATED FABRICS DIVISION—MISHAWAKA, INDIANA

UNITED STATES
RUBBER COMPANY

NO OTHER UNIT VENTILATOR IS EQUIPPED TO MATCH THE COMFORT AND ECONOMY OF THE NESBITT SYNCRETIZER

...note these exclusive NESBITT features!

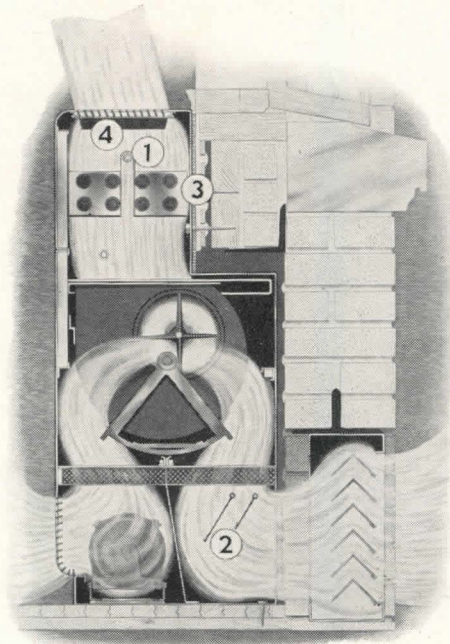
The chaste new styling of the Nesbitt Syncretizer (Series 500) and The Nesbitt Package is reason alone to claim your preference. But as always, Nesbitt wins your approval on the score of performance.

No other unit ventilator can match the Nesbitt Syncretizer in comfort and economy.

All day long the column of air discharged by the Syncretizer — adjusted for direction of flow; shielded from sudden cold blasts; uniform in its temperature; and controlled to counterbalance outdoor chill — provides a "blanket" between exposed surfaces and room occupants, protecting their comfort and health.

Until it can be proved that people are healthier when they are uncomfortable, Nesbitt will continue to emphasize *comfort* in the classroom.

The Series 500 Nesbitt Syncretizer may be installed independently or integrated, as shown below, with Nesbitt open and closed storage cabinets (and convector when desired) to form The Nesbitt Package.



1 COMFORT CONTROL

The Comfort Control gives changing outside temperatures a direct voice in controlling the minimum temperature at which the air-stream enters the room to provide the greatest comfort to the occupants.

2 AIR VOLUME STABILIZER


Two pivoted vanes gradually restrict the outdoor-air opening as wind velocities increase — preventing excessive quantities of outdoor air from entering the unit.

3 UNIFORM AIR DISCHARGE

The Dual Steam-Distributing Tubes inside the Syncretizer radiator distribute even the smallest amounts of steam uniformly along the length of the heating element, assuring uniform air discharge temperatures over the entire area of the discharge.

4 DIRECTED-FLOW OUTLET

A series of adjustable vanes below the discharge grill permits the direction of the discharge air to be varied over a wide range. It makes possible the selection of a discharge pattern best suited to a particular classroom.



The New Look of the Series 500 Nesbitt Syncretizer and Nesbitt Package may be anticipated in the classroom plans of schoolhouses designed from now on. Send for Publication 258.

THE NESBITT PACKAGE

THE NESBITT PACKAGE IS MADE BY JOHN J. NESBITT, INC., PHILADELPHIA 36, PA., AND SOLD BY NESBITT AND AMERICAN BLOWER CORPORATION

First choice for **COMMERCIAL**


"QUALITY-APPROVED"

This Seal

MEANS "QUALITY-APPROVED"

WINDOWS THAT MEET THE

HIGHEST STANDARDS



How to *make sure* of quality aluminum windows?

This is an important question to architects, builders and owners—as aluminum windows become "first choice" for *all* types of buildings.

Certain manufacturers today can answer this question to your complete satisfaction. Their aluminum windows bear the "Quality-Approved" Seal of the Aluminum Window Manufacturers Association. Their windows have been tested by the Pittsburgh Testing Laboratory and conform to the rigid specifications established by the Association.


This seal assures you of aluminum windows that meet the highest standards for quality materials, strength of sections, soundness of construction, and minimum air infiltration.

Your clients are assured of aluminum windows that are good-looking, easy-to-operate, require minimum maintenance, never need painting, give years of trouble-free service.

Select *only* aluminum windows bearing the "Quality-Approved" Seal *and be sure*. Write for information and names of manufacturers whose windows qualify for the Quality Seal.

MONUMENTAL *and* **RESIDENTIAL** *buildings*


ALUMINUM WINDOWS



1 For **COMMERCIAL** and **INDUSTRIAL BUILDINGS** aluminum windows are ideal. They never need painting, keep maintenance costs at a minimum. Shown above: The Newman-Rudolph Building, Chicago, Ill.; A. S. Alschuler, R. N. Friedman, Architects.

2 For **MONUMENTAL** and **INSTITUTIONAL BUILDINGS**—where beauty as well as utility are important—good-looking, long-lasting aluminum windows are first choice. Pictured upper right: Helen Rivas Clinic, Rochester, N. Y.; Kaelber & Waasdorp, Architects; A. W. Hopeman & Sons, Contractors.

3 For **RESIDENTIAL BUILDINGS**, both single and multi-family units, aluminum windows are preferred for their appearance, ease of operation and freedom from periodic painting. Shown at right: Residence in Huntington Station, N. Y.

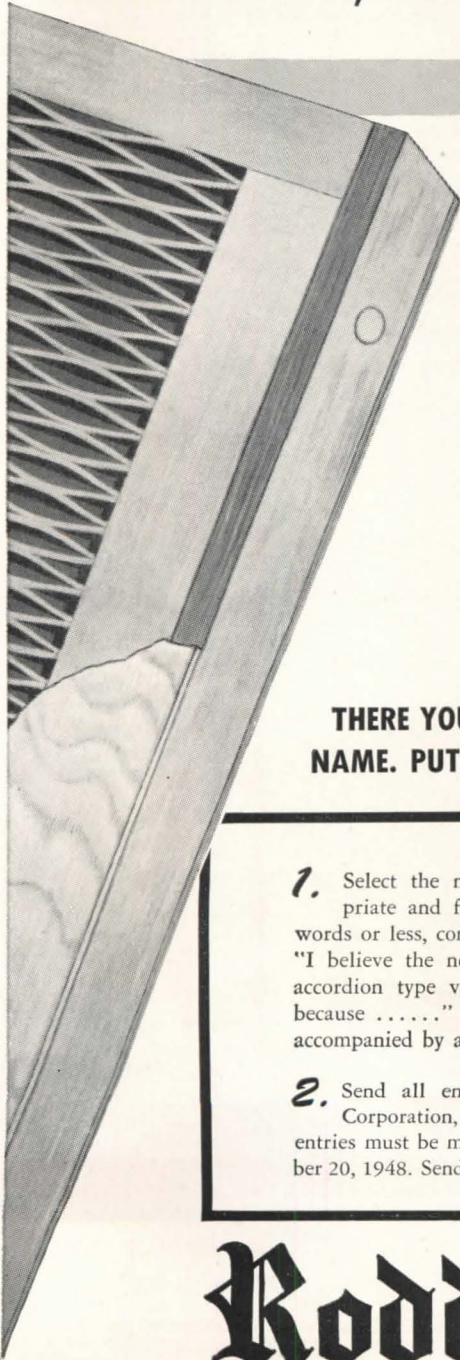


Aluminum Window Manufacturers Association
209 CEDAR AVENUE, TAKOMA PARK, WASHINGTON 12, D. C.

HURRY! HURRY! HURRY!

Contest Closes Midnight Saturday, November 20, 1948

Name the New **Roddiscraft Door**
1st Prize \$1,000 – 2nd and 3rd Prizes \$500 each



All you have to do is name the new Roddiscraft Door with the accordion type veneer core and follow the directions listed below.

About the Door Here are some facts about the door to guide you in selecting a winning name.

The new Roddiscraft door has a core made up of selected strips of veneer. These strips are spot-glued at intervals and stretched within the rails to form an accordion core design. This is a radical departure from the conventional core. The accordion core creates the strength and rigidity of a solid core with 50% less wood content.

Veneer strips are spaced 2" apart at points of greatest core-strip bending. This provides maximum support to the face panels and protects against puncture from abuse.

Face panels and rails are hardwood throughout. The whole assembly is pressure bonded with the finest glues obtainable and seasoned in specially constructed kilns for permanent straightness.

THERE YOU HAVE ALL THE FACTS YOU NEED TO THINK UP A PRIZE-WINNING NAME. PUT ON YOUR THINKING CAPS AND FOLLOW THESE SIMPLE DIRECTIONS:


1. Select the name you believe most appropriate and fitting. Then, in 25 additional words or less, complete the following statement: "I believe the new Roddiscraft Door with the accordion type veneer core is a superior door because" Each name submitted must be accompanied by a statement.
2. Send all entries to the Roddis Plywood Corporation, Marshfield, Wisconsin. All entries must be mailed before midnight, November 20, 1948. Send as many entries as you please.
3. Entries will be judged on the basis of originality and aptness of thought by a panel of expert judges. All entries become the property of the Roddis Plywood Corporation. The judges' decision will be final. In the event of a tie, duplicate prizes will be awarded.
4. The first prize winner will receive \$1000; the next two winners will receive \$500 each. All winners will be notified by registered mail.
5. This contest is open to lumber dealers, architectural firms, millwork houses and their employees.

Roddiscraft

Roddis Plywood Corporation
Formerly Roddis Lumber & Veneer Co.
MARSHFIELD, WISCONSIN

Rolling Steel

DOORS



Manually • Mechanically • Power Operated

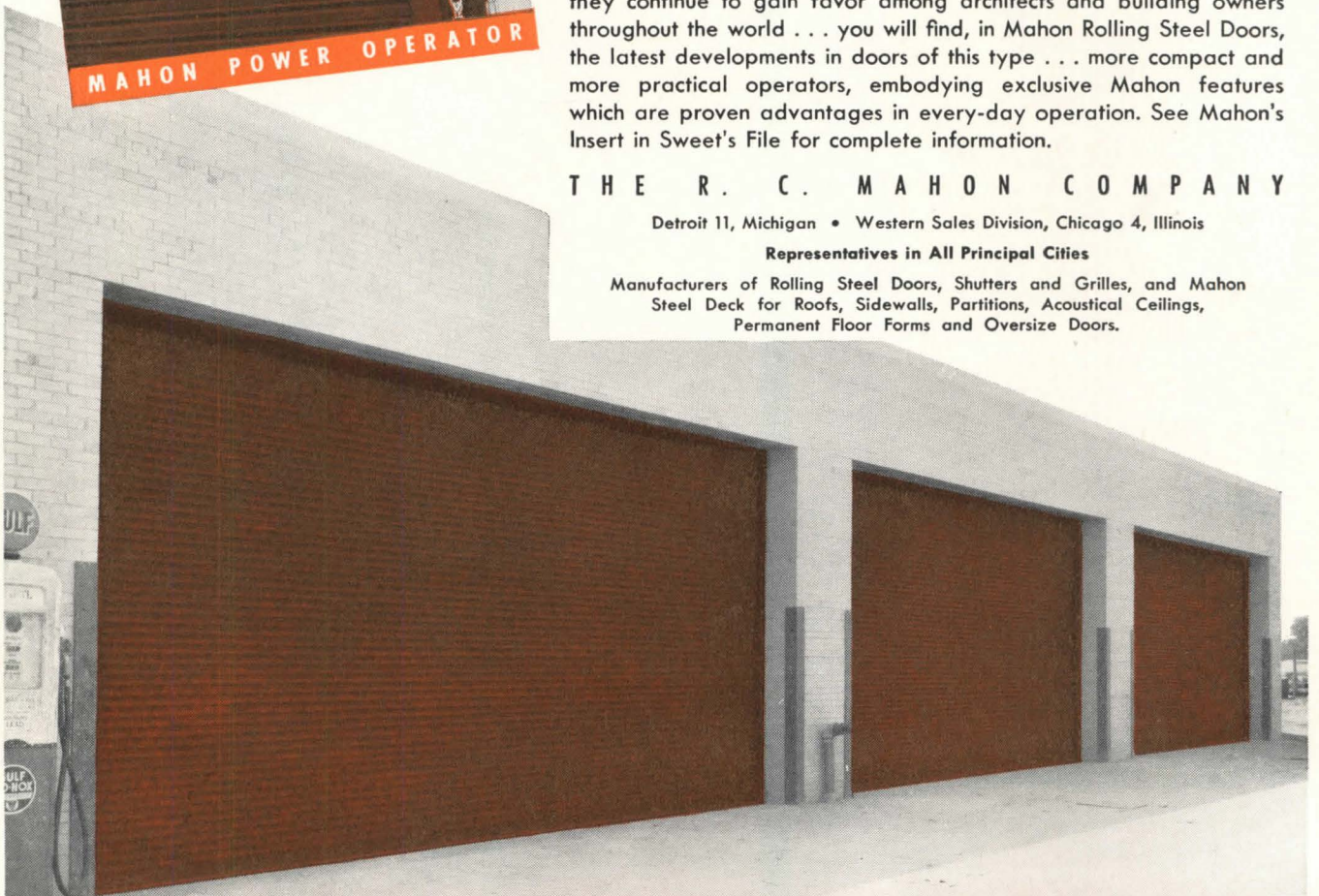
No other door offers the manifold advantages of the Rolling Steel Door . . . their vertical action requires less space—both inside and outside of the building. Being constructed entirely of steel, they require virtually no maintenance, and they provide more positive protection throughout a lifetime of trouble-free service. Every architect wants to provide doors which embody all of these advantages in their most modern form. A study of Mahon Rolling Steel Doors—details of their construction and materials used—will reveal why they continue to gain favor among architects and building owners throughout the world . . . you will find, in Mahon Rolling Steel Doors, the latest developments in doors of this type . . . more compact and more practical operators, embodying exclusive Mahon features which are proven advantages in every-day operation. See Mahon's Insert in Sweet's File for complete information.

THE R. C. MAHON COMPANY

Detroit 11, Michigan • Western Sales Division, Chicago 4, Illinois

Representatives in All Principal Cities

Manufacturers of Rolling Steel Doors, Shutters and Grilles, and Mahon Steel Deck for Roofs, Sidewalls, Partitions, Acoustical Ceilings, Permanent Floor Forms and Oversize Doors.




ROLLING STEEL DOORS, SHUTTERS AND GRILLES TO MEET EVERY REQUIREMENT

Three Mahon Power Operated Rolling Steel Doors, 26' x 12'-6", Recently Installed in the New Plant of Peninsular Metal Products Corp., Detroit, Michigan.

MAHON

IT'S A LANDSLIDE

For the Speakman Ticket



Election year . . . and *every* year . . . here's the winning ticket with shower lovers. Here's the shower combination that's all things to all men . . . *and* women.

And here's the reason: a flick of the lever on the Anystream Shower Head and the bather gets just the spray *he* wants . . . tingling needles, gentle spring rain . . . or anywhere in-between.

As for the Sentinel Balanced Valve . . . it *automatically* maintains the shower temperature . . . keeps the temperature just right for each bather . . . regardless of pressure variations and down-the-line water stealing.

The Speakman Anystream-Sentinel shower combination can be installed anywhere, too. It's perfect for home or club, hotel or hospital, school or institution. Send for free descriptive literature containing roughing-in diagrams for both concealed and exposed type installations.


"Established in 1869"

SPEAKMAN

SHOWERS & FIXTURES

SPEAKMAN COMPANY, WILMINGTON 99, DELAWARE

A NEW *Silent* SWITCH



NOW RATED
10 amperes
for today's heavy loads

Sure, selling a top-quality wiring job is a tough deal when clients can't tell an ampere from an ohm. But here's a brand-new focal point for your "better wiring" specifications — silence and smooth action — *features that can be demonstrated!*

With its new 10-ampere, 125 volts, T-rating, this new mercury switch opens up new fields for silent switch applications, matches quiet operation to today's heavy loads. It's a long-life, specification-grade switch, made

well to do its job well — *another G-E first* — to help make good wiring better.

And, when you're specifying high-quality wiring, remember the power of the General Electric name. It identifies a complete line of wiring devices which your clients know they can trust. Ask your General Electric merchandise distributor about the new mercury switch and the rest of this complete line. Section D2-115, General Electric Company, Bridgeport 2, Connecticut.

GENERAL  **ELECTRIC**



For walls that can take it
come **FIRE** or **WATER...**



fire-resistant Milcor Metal Lath and Plaster

the test-proven combination that
safeguards your clients' lives and property

One of the strongest features of Milcor Metal Lath is its "built-in" fire insurance. You can depend on it to withstand the most severe fire for more than an hour. It has been given a standard one hour fire protection rating.

Since the first 15 minutes of any blaze is the most critical period, this wide margin is real safety protection for life and property.

The value of this type of construction (metal lath and plaster) was demonstrated recently in a convincing test at a well-known mid-western testing laboratory. A test panel actually resisted a $5\frac{1}{2}$ hour fire test without passage of fire or smoke, even though on the fire side of the partition temperatures reached 2100° . It also stood up under a standard hose-stream test as well.

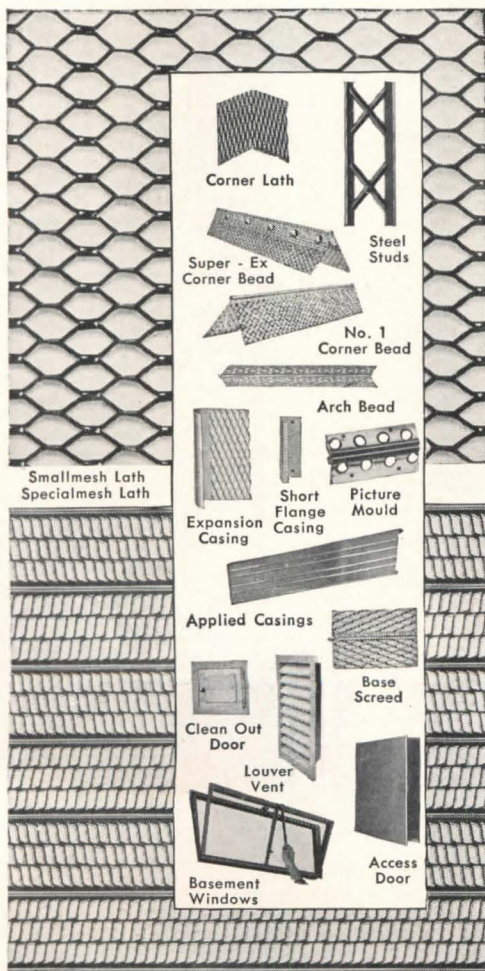
Other Metal Lath Features

There are also many other important advantages you get from Milcor Metal Lath:

1. Freedom from unsightly cracks and dust striping.
2. Efficient sound-insulation.
3. Flexible design — for rounded corners, niches, etc.
4. An ideal base for durable plaster.

Plan your jobs for the most modern construction methods with Milcor Metal Lath. You give your clients up-to-the-minute protection. You deliver a better job — faster — and save labor costs. And you work with a versatile material that gives you more design lee-way to do a distinctive job you're proud of. Write for full details on Milcor Metal Lath today!

F-317A



INLAND STEEL PRODUCTS COMPANY

FORMERLY MILCOR STEEL COMPANY




Milwaukee 1, Wisconsin

BALTIMORE 24, MD. • BUFFALO 11, N. Y. • CHICAGO 9, ILL. • CINCINNATI 25, OHIO • CLEVELAND 14, OHIO • DETROIT 2, MICH. • KANSAS CITY 8, MO. • LOS ANGELES 23, CALIF. • NEW YORK 22, N. Y. • ROCHESTER 9, N. Y. • ST. LOUIS 10, MO.

HOW THE **FA** AC CIRCUIT BREAKER LOAD CENTER *Automatically* SERVES YOU

*When
Short Circuits
Occur...*



... the improved **FA** Circuit Breaker goes into immediate action. Dangerous current is *instantly and automatically* interrupted and the handle of the circuit breaker trips to the "off" position indicating the circuit in trouble.

FIRST, REMOVE THE CAUSE OF TROUBLE... *then* —

*Simply
Flip the
Handle to
"ON" Position*



After the cause of trouble has been removed, you simply flip the handle of the **FA** Circuit Breaker back to the "on" position and full electrical service is restored. There's nothing to replace... no danger of shock.

The **FA** Circuit Breaker LOAD CENTER automatically serves you 24 hours a day by eliminating both the hazards and inconveniences of short circuits.

This automatic protection is the result of a positive *thermal-magnetic* action that opens the circuit at the first sign of a short circuit or dangerous overload... yet ignores harmless surges of current.

Shockproof and simple to operate, these modern circuit protectors also provide all the electrical capacity needed for household appliances and future circuits. Available in 2 to 16 poles, 15 to 50 amperes, for 120 volts AC service.


See your electrical contractor for details... or write for Free Bulletin No. 203.



Frank Adam Electric Co.

ST. LOUIS 13, MISSOURI


Makers of BUSDUCT • PANELBOARDS • SWITCHBOARDS • SERVICE EQUIPMENT • SAFETY SWITCHES • LOAD CENTERS • QUIKHETER



College Dormitory Has Steel Joists—A recent addition to the Cornell University campus is this four-story, colonial-type dormitory, Clara Dickson Hall. A challenge to age with its enduring covering of stone and brick, the structure houses 430 students, practically all in single, outside rooms. One of its structural features is the use of Bethlehem Open-Web Steel Joists in the floors, with concrete slab and plaster ceilings, and in the roof, with pre-cast concrete plank. This type of construction promotes fire-safety, as it keeps fire localized for a period of at least two hours. It is also economical, shrink-proof, sound-retardant, and immune to attack by vermin. . . . *Architects:* Bagg and Newkirk, Utica, N. Y. *Contractor:* Barr and Lane, Inc., New York.



HYDRAULIC EXPANSION means better contact!




McQuay

AIR CONDITIONING COILS


Superior contact fin to tube—assured turbulence of the heating or cooling medium—two reasons for top performance in McQuay air conditioning coils. Exclusive Ripple-Fin coils are formed by a process in which copper tubes are hydraulically expanded into plate type aluminum fins under pressures up to 4500 PSI, assuring maximum heat transfer between primary and secondary surfaces. Rippled inside tube surfaces, created in the expansion process, add necessary turbulence to the liquid or gas medium for greater heat transfer.

Practically limitless in range of sizes and capacities, McQuay coils for water, steam, direct expansion or combination uses are engineered to meet your requirements. See your McQuay representative or write McQuay, Inc.

Representatives in Principal Cities.



COMBINATION
COIL



STEAM
BLAST COIL





McQuay Inc.

1605 Broadway Street N. E.
Minneapolis 13, Minnesota


HEATING • AIR CONDITIONING • REFRIGERATION

“I wanted dependable refrigeration ...I chose silent, long-




**Here's why
Servel stays silent
... lasts longer**

The Gas Refrigerator operates on the simple continuous-absorption principle. The small gas flame circulates the refrigerant that supplies the constant cold needed to preserve food and make ice cubes. Not a single moving part (no motor, no pump, no compressor) is used in the entire freezing operation.



for my garden apartments lasting Servel,"



Says Builder of Green Acres, Garden Apartments in Verona, New Jersey

"Last spring—when I was ready to order refrigerators—I wanted to make sure my tenants would get a refrigerator that would be dependable for years. That's why I settled on Servel for my Green Acres apartments. In addition to having all the latest conveniences, Servel is the only refrigerator that has no moving parts in its freezing system to ever need repair or replacement."

MILTON L. EHRLICH
1 Madison Avenue
New York, New York

The newest idea in American home living—where the country's fresh out-of-doors is blended with the city's modern conveniences—is the garden apartment. Naturally the builders and owners are making their garden apartments as up-to-date and comfortable as possible... with special emphasis on the kitchen and kitchen appliances. That's why many owners have chosen—and many more are seriously considering—Servel as the refrigerator for their kitchens.

Permanent silence pleases tenants

Tenants find something extra special in their new Servels. To be sure, they get every modern cabinet feature. And something *more*—the finest freezing system of *any* refrigerator. That's because only Servel operates

without using moving parts. It has no machinery to make noise or get out of order. Just a tiny gas flame provides dependable, uninterrupted refrigeration year in, year out.


Low operating and maintenance costs please owners

You'll find that it costs surprisingly little to operate an apartment house equipped with Servels year after

year. What's more, the upkeep bills amount to almost nothing. All the credit goes to the different operating method of the Servel Gas Refrigerator. There's not a single piston, pump, valve, or compressor in the freezing system to ever lose efficiency or need costly repairs. For full information on Servel, see your Sweet's Catalog . . . or write to Servel, Inc., Evansville 20, Indiana.

Servel
The GAS Refrigerator

**LONG ON LIGHT • LIGHT ON MAINTENANCE
AND INSTALLATION COSTS**



THE NEW **SLIMLINE** **"MERCHANTISER"**
FOR YOUR STORE CUSTOMERS

YOU CAN BE SURE ...

IF IT'S

Westinghouse

Westinghouse
PLANTS IN 25 CITIES... OFFICES EVERYWHERE

Your store customers recognize the need for uninterrupted lines of illumination over the merchandise areas of their stores. The new Slimline "Merchandiser" answers this need. It provides efficient general-area lighting combined with spotlights to attract attention to special counter and floor displays.

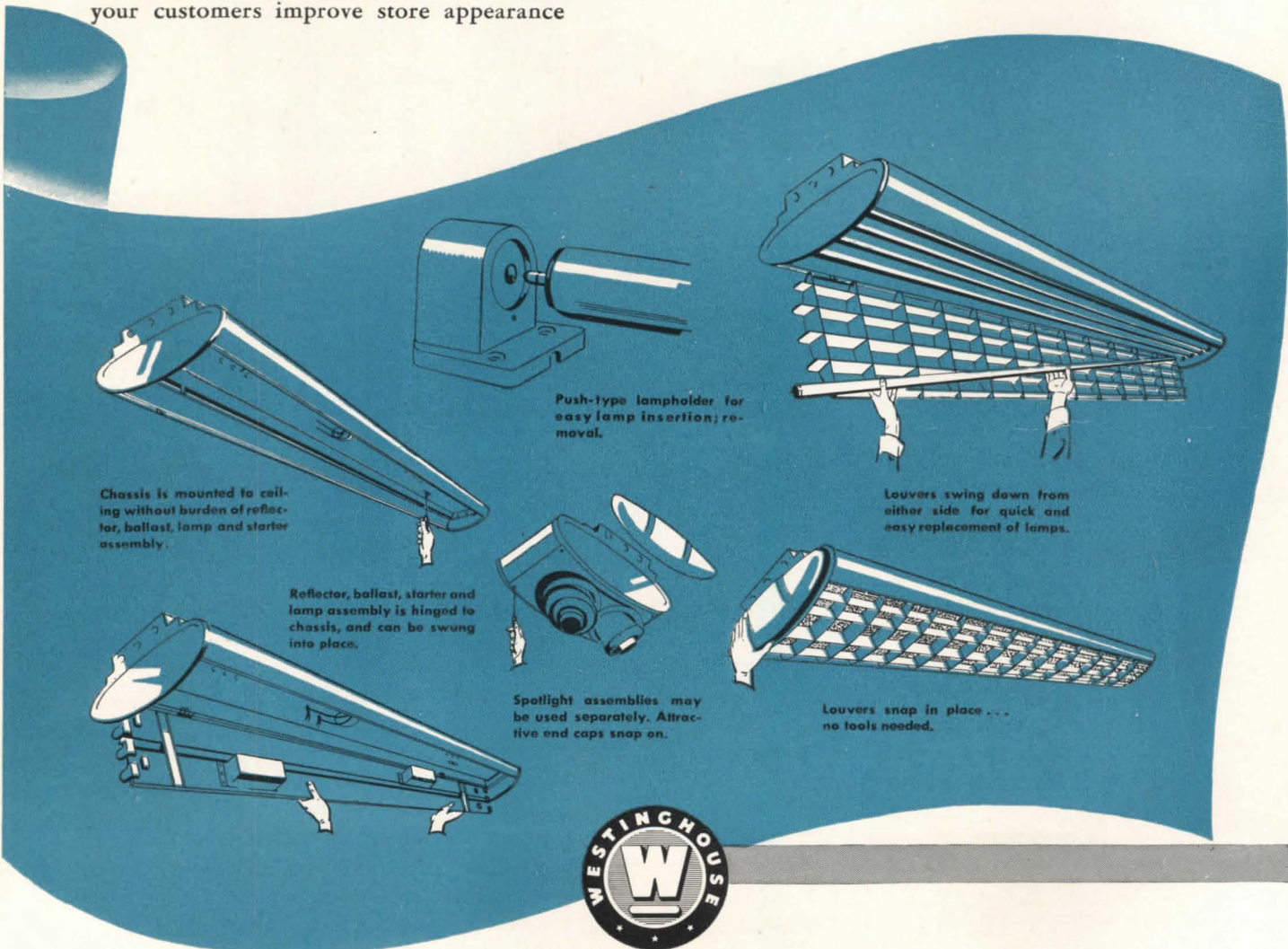
The new "Merchandiser" meets the demand for lighting that starts instantly... never blinks... and provides high intensity illumination at lower cost.

Westinghouse now offers you a complete line with the Slimline "Merchandiser" and its three companion units: CS-80, CS-160 and CS-170. They are all *available now* to help your customers improve store appearance


... have better lighting on the merchandise
... increase sales and profits.

Recommend the distinctive "Merchandisers" to your store customers. A Westinghouse Lighting Engineer will gladly co-operate with you, your local Power Company and Electrical Contractor on store lighting problems... call your Westinghouse Distributor today. Ask for the new booklet, B-4076, "Smart Selling Begins with Planned Lighting" or write Westinghouse Electric Corp., P. O. Box 868, Pittsburgh 30, Penna.


J-04198-A



Chassis is mounted to ceiling without burden of reflector, ballast, lamp and starter assembly.



Push-type lampholder for easy lamp insertion; removal.




Louvers swing down from either side for quick and easy replacement of lamps.

Reflector, ballast, starter and lamp assembly is hinged to chassis, and can be swung into place.



Spotlight assemblies may be used separately. Attractive end caps snap on.



Louvers snap in place... no tools needed.




Planned Lighting Pays

COMMERCIAL • INDUSTRIAL • FLOOD • STREET • AVIATION

No Extra Cost...



for the space in the little building



Specify 2" Solid ROCKLATH* and Plaster Partitions

There's an easy way to increase your space and rental income. Specify 2-inch Solid ROCKLATH and Plaster Partitions—and you'll get a substantial addition to your usable, rentable space!

If your building is a large one, it's possible to gain enough floor area for an impressive smaller building. On a smaller scale, you can have enough additional room to accommodate an extra typewriter desk or filing cabinet in every 20 by 20-foot office!

With 2-inch Solid ROCKLATH and Plaster Partitions you gain three inches along

the full length of every partition, as compared with the conventional five-inch plastered partition.

Remember, too, that 2-inch Solid ROCKLATH and Plaster Partitions, properly plastered, have a one-hour fire endurance rating. They weigh only 16 pounds per square foot, installed, and have abundant strength. They cost no more, installed, than conventional partitions, and often cost less.

We suggest that you ask your U.S.G representative for complete information about these partitions next time you see him.

*T. M. Reg. U. S. Pat. Off. It distinguishes the United States Gypsum Company's plaster base.



United States Gypsum

For Building • For Industry

Gypsum • Lime • Steel • Insulation • Roofing • Paint

Your clients get the heat they pay for with THERMOLIER UNIT HEATERS

In drawing up plans now for new construction or renovation, make certain your clients will have economical heat *where they want it* when winter comes. Proper heat *at the working level*, not banked uselessly near the ceiling, is assured with Thermoliers.

Thermolier's 12 points of superiority make it first choice for efficient, trouble-free service . . . reflect savings in fuel bills*.

*A Railway and Dock Shop reports savings of 35%.

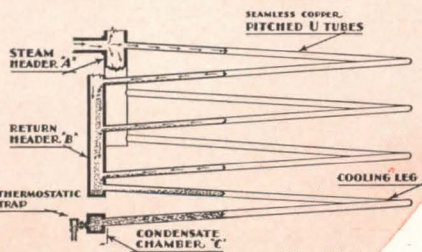
A well-known manufacturer . . . 29%.

A large manufacturer operating more than 50 plants . . . 30% average.


You'll find the whole story on Thermolier detailed in Catalog 29d-19 of Sweet's Architectural Files. A Grinnell engineer or your local Thermolier Distributor will be glad to help you work out any heating problem.

WHAT THERMOLIER'S SUPERIOR FEATURES MEAN TO YOUR CLIENTS:

➔ Plain thermostatic trap, the simplest and least expensive kind of trap, made practical because of Thermolier's exclusive internal cooling leg.



➔ Damaging strains caused by expansion and contraction eliminated by "U" type expansion tubes.



➔ Safety and durability assured with leak-proof tube-to-header construction.

➔ Maximum capacity provided at all times and annoying and destructive water hammer eliminated because built-in pitch of the tubes and internal cooling leg assure continuous drainage of condensate.

Additional desirable advantages from eight other features. Write for Thermolier Catalog 6-E.

GRINNELL COMPANY, INC.
Providence 1, R. I.

Branch Warehouses

Atlanta 2, Ga.
Charlotte 1, N. C.
Chicago 9, Ill.
Cleveland 14, O.
Cranston 7, R. I.
Fresno 1, Cal.
Houston 1, Tex.

Kansas City 16, Mo.
Long Beach 10, Cal.
Los Angeles 13, Cal.
Milwaukee 3, Wis.
Minneapolis 15, Minn.
New York 17, N. Y.
Oakland 7, Cal.

Philadelphia 34, Pa.
Sacramento 14, Cal.
St. Louis 10, Mo.
St. Paul, Minn.
San Francisco 7, Cal.
Seattle 1, Wash.
Spokane 15, Wash.




WHENEVER PIPING IS INVOLVED



Don't have a fit... have a perfect fit with BRIGGS!

COPYRIGHT 1948, BRIGGS MANUFACTURING CO.

This crisis could never come about on a Briggs Beautyware installation. All goes smoothly when you're handling this modern die-formed *steel* bathtub for, when you specify a 5' Briggs tub, you can be sure it is exactly 60" long. Briggs is the bathtub that eliminates the problem of leaks at tub-wall line (integral lip flange makes it leakproof) . . . and banishes the labor of lifting (weighs only 110 pounds). It's the tub that's furnished in luxurious stainproof (acid resistant) porcelain enamel at no *extra cost!* That tells you why Briggs Beautyware—with its top quality, moderate price, and revolutionary features—is today's best buy in plumbing fixtures. Write *now* for new catalog featuring Briggs plumbing fixtures and Briggs brass. Briggs Manufacturing Co., 3031K Miller Ave., Detroit 11, Michigan.



BRIGGS *Beautyware*

Briggs Beautyware bathtub is *exact* in dimensions—die-formed and engineered to permit easy installation. If it's Briggs, it fits! Notice the patented Safety-Bottom, another great Briggs exclusive.

New **BEAUTY** with

FEDERAL

Cell-Ceil

*
**Lighting
Treatments**



O'Connor & Goldberg Co.
205 S. State Street
Chicago, Illinois

Foyers, display rooms and offices take on new life and glowing beauty with the installation of Federal Cell-Ceil, the most modern lighting treatment.

This beautiful overall ceiling louvering is easy to install. The light-weight sturdy hanging mechanism developed for Cell-Ceil not only speeds up application but provides such easy access for relamping and cleaning that continued satisfaction to the client is assured.

Wherever you specify Federal Cell-Ceil you assure those who work and live under this louvered ceiling a soft diffused light. With all direct glare reduced and bad effect of sharp shadows eliminated, uniform lighting is provided that allows better easier-on-the-eye seeing.

The Federal engineering staff will gladly advise on any installation problem. Our technical bulletin on installation techniques is also available, address Dept. CC-9.

*Trade Mark "Cell-Ceil" applied for.



FEDERAL ENTERPRISES, INC.

Formerly: FEDERAL ELECTRIC COMPANY, INC.

8700 S. STATE STREET

CHICAGO 19, ILLINOIS

Even the Air is Luxurious at Foleys



AAF electronic precipitators assure Super-Clean Air for shoppers in new Houston, Texas store

THIS masterpiece of modern retailing is the nation's first large, all-new department store since 1929. Every detail of this store is the realization of postwar styling and design. Windows have been eliminated except for street level display. Inside there's a wonderland of indirect lighting and luxurious appointment. And there's even luxury in the air—it's super-clean because AAF Electronic Precipitators are a basic feature of the modern air conditioning system.

Air inside this 12 million dollar store is free from dust, dirt, lint and smoke. It's a pleasant place for customers to shop. Management benefits, too, because super-clean air cuts cleaning and maintenance costs—keeps merchandise more appealing with a fresh-from-the-maker appearance. Every part of this store is engineered for efficiency and smooth operation, including the air.

The savings from super-clean air make it a low cost luxury no business can afford to be without. And you can assure your customers all of its many benefits when you recommend AAF Electronic Precipitators. There's a type and size to meet every commercial or industrial requirement. For complete information, call your local AAF representative or write direct to—

AMERICAN AIR FILTER COMPANY, INC.
389 Central Avenue, Louisville 8, Ky.
In Canada: Darling Bros., Ltd., Montreal, P. Q.



**AIR FILTERS
AND ELECTRONIC PRECIPITATORS**

A \$10,000 DESIGN CONTEST

conducted
by
THE ARCHITECTURAL FORUM
for
DAVID E. KENNEDY, INC.

manufacturers
of
KENTILE
Asphalt Tile



A new national survey reveals a major trend in flooring—the ever increasing and imaginative use of smooth surface asphalt tile floors, laid tile by tile, in all types of interiors, including every room of the home.

Many factors have stimulated this trend. One is the continued technical refinement of asphalt tile itself. For instance, Kentile has introduced a new post-war resilience that considerably increases the opportunities for installation on wood. Concurrently, an improved formulation has made it one of the most easily cleaned and maintained floors. Its precise die-cutting permits the ultimate in tight fitting, virtually seamless installation. Its better marbleizing and coloring set a new standard for floor beauty.

But most important, probably, is the discovery by architects of the unlimited opportunity for *original design* provided by Kentile. They have come to realize that this modular flooring with 23 colors, each available in 6 standard sizes, plus the functional feature strips in 5 colors, offers infinite scope to their creativeness.

This trend, we believe, affects the entire field of architectural designing and is worth more complete investigation. We therefore are sponsoring this competition to further attract the creative attention of architects, designers, draftsmen and students—to stimulate additional exploration of this new interior design potential.



THE PROBLEM: Given the essential structural elements of a residential or commercial area, design a noteworthy interior that uses a Kentile floor as an element of the decorative scheme.

Competitors may choose to work on any one or all of three problems—a kitchen-dining area, a living area, or a candy shop—and need submit only a simple plan that includes the Kentile floor design and a perspective sketch demonstrating the entity of the floor design and the decor.

Both plan and sketch should be quick and simple, prizes being awarded primarily for the design thinking, with skill in presentation considered only insofar as it presents the design ideas clearly and concisely. Painstaking and time-consuming renderings are not sought.

Approved by the American Institute of Architects

54 PRIZES—OVER \$10,000

	Kitchen-Dining	Living Area	Candy Shop
First prize	\$1,500.	\$1,500.	\$1,500.
Second prize	750.	750.	750.
Third prize	500.	500.	500.
15 Honorable Awards of \$50 in each class	750.	750.	750.
	<u>\$3,500.</u>	<u>\$3,500.</u>	<u>\$3,500.</u>

This competition is limited to residents of the continental United States and Canada. Employees of David E. Kennedy, Inc., of The Architectural Forum or of advertising agencies serving the above, are not eligible. Contestants must register in order to receive the program and complete instructions. The competition closes at midnight, January 10, 1949.

C. Theodore Larson, Professional Adviser, c/o The Architectural Forum
Empire State Building, 350 Fifth Avenue, New York 1, N. Y.

I intend to enter the Kentile Design Competition. Please send me the program, including the conditions governing the competition and awards.

Name.....


Firm (if any).....

Address.....

City..... State.....

Check one: Architect..... Designer..... Draftsman..... Student.....

Other Occupation.....




A New IBM Electric Time System

- *with electronic self-regulation*
- *installed without special clock wiring*
- *operating from regular AC power supply*


**IBM Master Time
and Program Control,
through Electronics,**




Supervises:



Clocks



Signals



Time Recorders



A new Electric Time System in which indicating clocks are connected directly to the regular AC current supply and are self-regulated electronically, ALL WITHOUT SPECIAL CLOCK WIRING, has been developed by IBM.

In any building which has 110-volt, 60-cycle, supervised alternating current, IBM synchronous motor indicating clocks can be connected to a regular wall plug or light socket outlet. Once an hour each clock is checked individually and regulated automatically for uniformity with system time.

Another feature of the new system is automatic signaling without special signal wiring. Self-regulating minute impulse recording units—Attendance Time and Job Cost Recorders, Time Stamps—are operated through an adapter unit.

For information on this new, flexible, economical Electric Time System, write to the address below.



TIME RECORDERS AND ELECTRIC TIME SYSTEMS

**Proof Machines • Electric Punched Card Accounting Machines
and Service Bureau Facilities • Electric Typewriters**

International Business Machines Corporation, World Headquarters Building, 590 Madison Avenue, New York 22, N. Y.

Easy to Stock!
Easy to Install!
Designed for oil or gas!



**Four Conditioners—
Two Furnaces**

AS 12 (small) Gas; 72,000 Btu output—Oil; 75,000 Btu Bonnet capacity.

AS 23 (medium) Gas; 92,000 Btu output—Oil; 90,000 Btu capacity Registers.

Whiter-white Richmond Enameled steel jacket—23" wide x 47" deep. 54" low. Steel base and channels—no "grouting" needed.

*Unit illustrated: Furnace #AS 23 with gun-type oil burner.

A Unit Designed
With The
TRADE In Mind

**Richmond's "Two for One"
Winter Air Conditioners**

New dual-fuel furnaces save you money on Storage, Installation, and Inventory . . .

Easy to Stock: Furnaces can be used for either oil or gas installations, saving you up to 50% on your furnace storage and inventory costs. Each furnace shipped completely assembled in one carton (weighs less than 395 lbs.) with burner units packed separately.

Easy to Install: Furnace unit *only 23" wide*—will pass easily through average size door. Locate furnace, place combustion and burner assembly in furnace unit, spin four wing nuts and make electrical

connections at junction box. Then you're ready for supply and flue connections. You'll welcome Richmond speed and ease of installation.

Easy to Change-over: You can switch from oil to gas (or vice versa) without removing the furnace unit or disrupting duct work. Simply disconnect present burner from mounting plate, wiring and supply lines; then slip the new burner into place and connect up. Change-over is accomplished with the minimum of time and expense.



RICHMOND RADIATOR COMPANY
 AFFILIATE OF REYNOLDS METALS CO.

Back in 1867 it was either coal or wood—but . . . "We've Come A Long Way Since Then"



Plumbing Fixtures: Enameled Cast Iron Ware Vitreous China Perma Glass
 Heating Equipment: Oil & Gas Winter Air Conditioners Gas Boilers Radiators


CLIP AND MAIL COUPON TODAY

Richmond Radiator Company
 19 East 47th Street, New York 17, N. Y.

AR-11

Gentlemen:
 I am interested in the New Richmond "dual-fuel" Winter Air Conditioner. Please send me full details. No obligation, of course.

Name
 Company
 Address




For schools that set the pace in modern design

...It's Bruce Block Floors!

■ Fred L. Markham, whose architectural genius is evidenced by many fine Utah buildings, has the following to say about the Bruce Block Floors at Brigham Young University: "These floors are proving most successful. Structurally they are very satisfactory, and their appearance gives distinction to the rooms. We are pleased with results."

Bruce Block Floors are particularly suited for schools and colleges for these important reasons: (1) Durability that withstands heaviest traffic; (2) Easy and economical maintenance; (3) Beauty, style, cheerfulness; (4) Comfort underfoot—warmth, resiliency, quiet; (5) Safety—non-slippery, smooth, fire-resistant. Leading school architects find Bruce Blocks particularly adapted to modern functional design and concrete slab construction.

Due to heavy demand, it is not anticipated that additional orders can be taken on Bruce Blocks for at least the next 6 months. Specify on jobs being planned now for future construction. For further information, consult Sweet's Architectural File. E. L. BRUCE CO., MEMPHIS, TENN., World's Largest Maker of Hardwood Floors.

Bruce Block 
HARDWOOD FLOORS
Prefinished or Unfinished



The ideal floor over concrete


Bruce Blocks are installed in mastic directly over concrete—without nails or splines. No clips, screeds or wood sub-floor used. This type of installation is simple and fast. Proved successful throughout the nation.

*To help you achieve those hand-crafted,
pioneer period effects within budget limits*

BLACK ORNAMENTAL HARDWARE

by Stanley

Clean-lined, substantially made and authentically styled . . . these hinges, latches, handles, pulls and shutter holdbacks give distinctive architectural emphasis. Suitable for either painted or natural finishes in single and multiple houses, apartments, offices, summer homes, and guest houses. This hardware gives that hand-wrought effect at a budget-paring price. And it requires a minimum of labor to install. Stanley Black Ornamental Hardware provides wide opportunities for unusual effects in many modernizations and low-cost constructions.



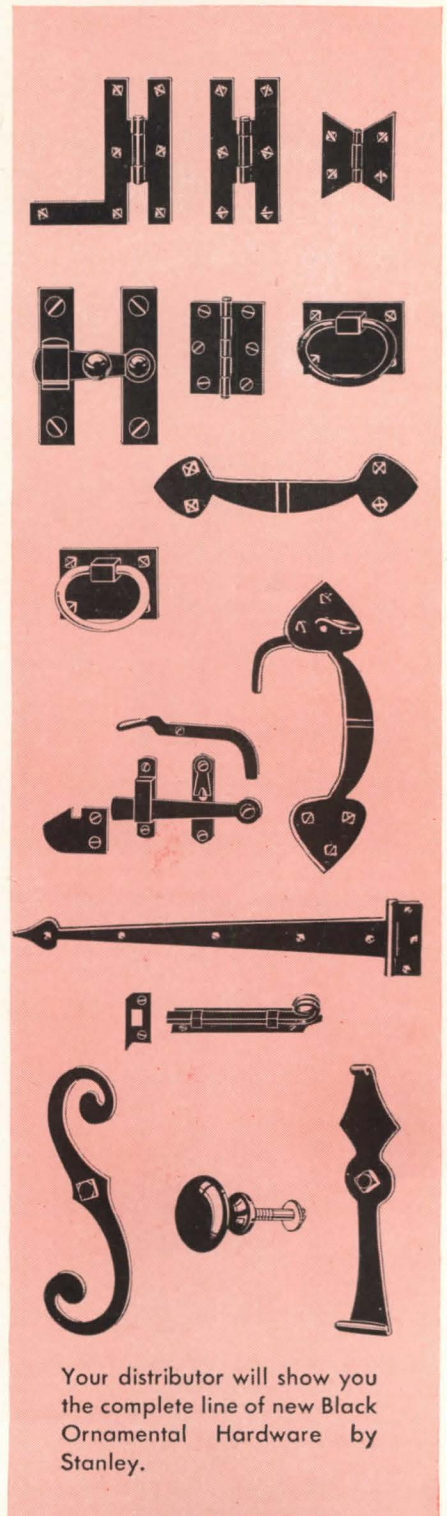
SEND FOR IDEA BOOK AND CATALOG FOLDER

This idea book shows some of the possibilities of these hardware "accents", will suggest many others to you. Shows complete line and gives sizes. Write today. The Stanley Works, Hardware Division, New Britain, Connecticut.

STANLEY



Reg. U.S. Pat. Off.

HARDWARE • HAND TOOLS • ELECTRIC TOOLS • STEEL STRAPPING

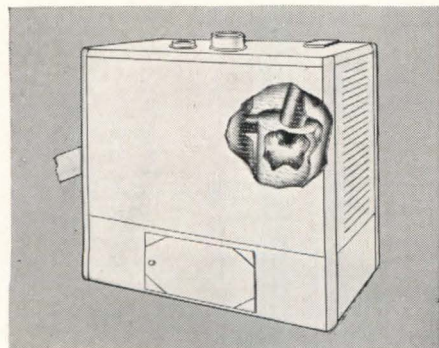


Your distributor will show you the complete line of new Black Ornamental Hardware by Stanley.

Must owners of your new houses watch EVERY SPOONFUL OF FUEL?



Automatic Anthracite Stokers Installed in an existing boiler or furnace and in new houses, automatic hard coal stokers deliver *plenty* of heat quickly . . . save up to 50% on fuel bills . . . eliminate fuel worries.



The Revolutionary Anthratube The Anthratube saves on fuel bills . . . its proved efficiency is over 80%. This scientifically engineered boiler-burner unit, with "Whirling Heat" and other revolutionary features, produces quicker response and superior performance than units using other types of fuel.



Experts predict shortages of some fuels for 3 to 5 more years!

There are No Ifs, Ands or Buts when you specify Automatic Anthracite Equipment

• Owners of your new houses can have *plenty* of worry-free heat because there's plenty of hard coal and there is anthracite equipment to fit the heating requirements of every dwelling.

A whole winter's supply of anthracite can be stored easily in advance. Homeowners want this kind of

security and convenience. They have *just that* when you specify automatic anthracite equipment.

Look over the two types of anthracite equipment shown here. They burn a cheaper size of hard coal . . . completely automatic from bin feed to ash removal. Then write to us for more detailed information.



ANTHRACITE INSTITUTE

101 Park Avenue

New York 17, New York

**Superior in detail,
low in price,
wide in range of
types and sizes...**

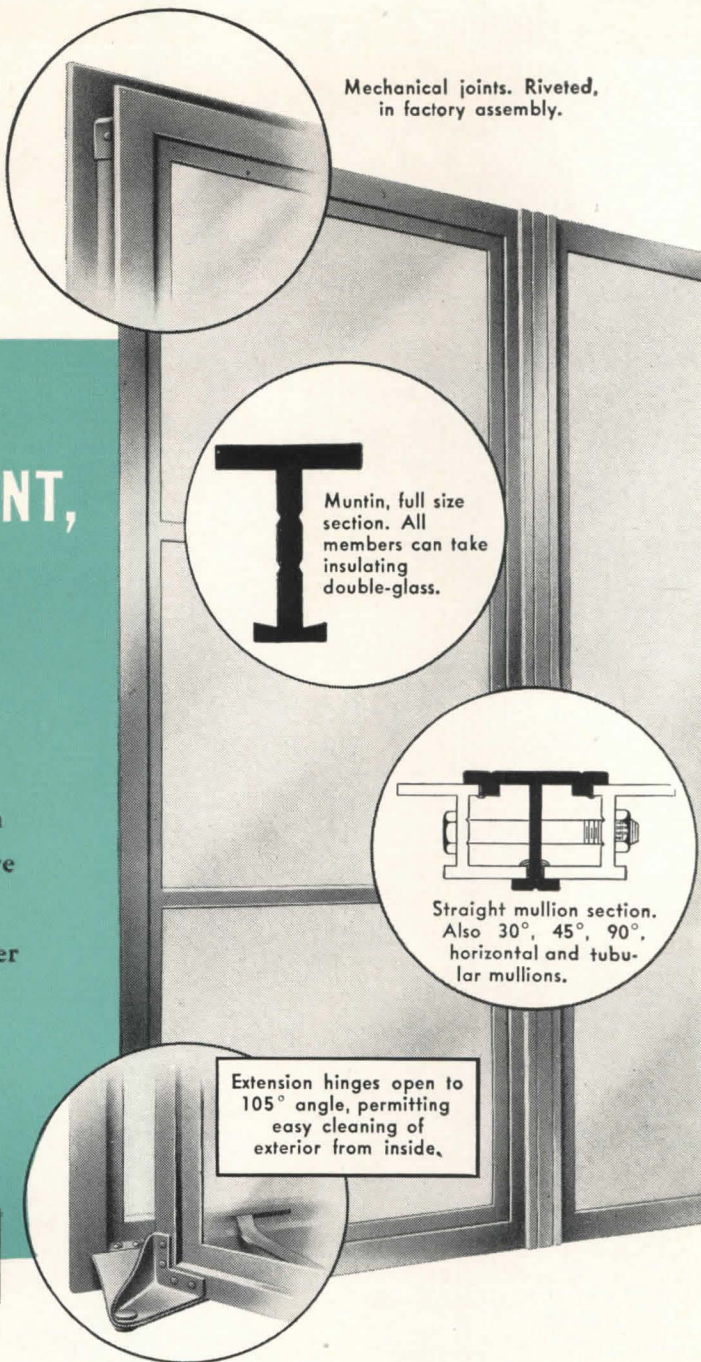
REYNOLDS ALUMINUM RESIDENTIAL CASEMENT, FIXED AND PICTURE WINDOWS

How to Write Air Infiltration Specification:

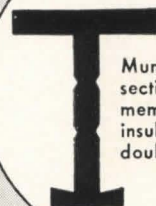
Windows of the type furnished shall have been tested by a recognized laboratory and shall have shown air infiltration not exceeding $\frac{1}{2}$ cubic foot of air per minute per foot of vent perimeter when subjected to static pressure equivalent to a wind velocity of 25 mph.

**REYNOLDS ALUMINUM CASEMENT WINDOWS
MEET THIS SPECIFICATION.**

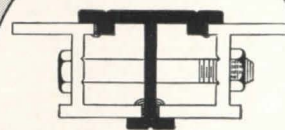
IF YOU SEE RUST
YOU KNOW IT'S NOT
ALUMINUM



Mechanical joints. Riveted,
in factory assembly.



Muntin, full size
section. All
members can take
insulating
double-glass.



Straight mullion section.
Also 30°, 45°, 90°.
horizontal and tubu-
lar mullions.


Extension hinges open to
105° angle, permitting
easy cleaning of
exterior from inside.



Half-
round



Colonial
box



O.G. style

REYNOLDS *Lifetime* ALUMINUM Gutters and Downspouts

Rustproof permanence at about half
the price of other rustproof materials.
Three styles available in either plain
or stippled-embossed aluminum.


**A. I. A. File Brochures on request from
REYNOLDS METALS COMPANY,
Building Products Division,
Louisville 1, Ky.**

WORLD'S LARGEST PRODUCER OF ALUMINUM BUILDING PRODUCTS:


Shingles, Clapboard Siding, Corrugated and 5-V Crimp, Snap-Seal and Standing Seam Roofing, Weatherboard Siding, Built-Up Roofing, Nails, Gutters, Wall Tile, Windows, Reflective Insulation, the "Alumi-Drome" (prefabricated utility building).

There's more than beauty in the NEW *Modine* Convector

Important new features simplify installation . . . provide more convenient operation and control
. . . assure superb heating comfort.





NEW DUAL-PURPOSE DAMPER! A touch of the hand operates the self-positioning damper for convenient temperature control. When closed, damper conceals unique outlet grille . . . blends enclosure into adjoining wall.




NEW CONVENIENT AIR VENTING! Out of sight, yet instantly accessible, air vent can be rigidly secured to curved outlet grille as illustrated whenever convectors are installed on hot water system.

NEW 5-SECOND REMOVABLE FRONT! For easier installation and cleaning, effortless lifting action quickly removes entire front panel. No need to bother with screws, catches or tools. Panel is easy to replace too.



NEW SNAP-IN GRILLE! Completes striking appearance of Modine Convector. An optional feature you can add now or later. Snaps in or out of place without tools. Affords quick access for cleaning beneath cabinet.



NEW VERSATILE ENCLOSURE DESIGN! Designed for modern interiors, type F Convector (shown with damper closed) is ideal for recessing — either partially or fully (at right) or for exposed installation against wall.



Look, compare, consider . . . see for yourself why Modine is top choice in convector radiation! Note these outstanding features: Modine Convectors are functionally styled to blend perfectly with your up-to-the-minute ideas of interior design. What's more, Modine gives you completely new installation, control and maintenance features that make it really big

news in modern radiation design. Available in four beautiful cabinet styles in a wide range of modular sizes. You'll want Modine . . . for the modern home, apartment, school, office, hospital. Call your Modine Representative listed in the "Where-to-Buy-It" section of your phone book . . . or write direct. Modine Mfg. Co., 1510 Dekoven Ave., Racine, Wisconsin.

Modine Convector Radiation

Tontine Window Shades

REG. U. S. PAT. OFF.



Contact your authorized
Du Pont "Tontine"
dealer and find out
how you or your client
can lower upkeep costs
on window shades.
E. I. du Pont de Nemours
& Co. (Inc.), "Tontine"
Sales, Newburgh, N. Y.

"TONTINE" is Du Pont's registered trademark for its washable window shade cloth.

have been in service
up to 8 years . . .
are washed yearly
at the
HOTEL COMMODORE,
New York

ECONOMICAL

"Tontine"* Window Shade Cloth saves money . . . because it lasts and lasts . . . gives years of service.

STURDY

"Tontine" resists cracking, fraying, pinholing or fading. It can withstand rain, wind, sun and rough treatment.

ATTRACTIVE

"Tontine" comes in many colors to harmonize with any color scheme.

WASHABLE

Washing actually improves "Tontine" . . . makes it look like new.

Du Pont Tontine

REG. U. S. PAT. OFF.

washable window shade cloth

looks better longer



REG. U. S. PAT. OFF.

BETTER THINGS FOR BETTER LIVING
...THROUGH CHEMISTRY




WHAT'S YOUR VOTE?

**DO YOU WANT...
DUCT INSULATION**
that's

X	EXCEPTIONALLY ECONOMICAL? Fibreglas Coated Duct Insulation is lower in price than any material available for this application today.
X	AVAILABLE FOR BOTH INSIDE AND OUTSIDE SURFACES? Fibreglas Coated Duct Insulation has been tested and proved for both inside and outside surfaces of the duct—the only material offered for both!
X	IDEAL FOR PAINTING OR FINISHING? Fibreglas Coated Duct Insulation provides a smooth surface, pleasing in appearance—one that may be painted or finished to harmonize with any interior finish.
X	EROSION-RESISTANT? Extensive tests at high air velocities up to 5,000 feet per minute have proved Fibreglas Coated Duct Insulation to be entirely satisfactory. You can use it safely on inside surfaces of duct work.
X	SUITABLE FOR ALL DUCT WORK? Fibreglas Duct Insulations are the only materials available in forms to suit every application requirement.
X	FLEXIBLE? Fibreglas Duct Insulations are available not only in conventional semirigid form, but in the new flexible type ideal for curved surfaces.
X	HIGHLY EFFICIENT? Fibreglas Duct Insulations have an exceptionally low thermal conductivity—as low as any available, lower than most.
X	FIRE-RESISTANT? Fibreglas Duct Insulations, made of inorganic-base material, will not support combustion.
X	LIGHTWEIGHT? Fibreglas Duct Insulations are easy to handle, even overhead. They require no special strength members to support them.
X	MOISTURE-RESISTANT? The basic material of which Fibreglas Duct Insulations are composed is resistant to the effects of moisture or condensation, will not rot or decay, will not corrode adjoining metal surfaces.
X	EASY TO APPLY? Fibreglas Duct Insulations may be cut to shape with an ordinary knife. No special tools, techniques or skills are required.

THE TREND IS TOWARD




only FIBERGLAS*

INSULATIONS GIVE YOU ALL THESE FEATURES

Fiberglas *Coated Duct Insulation* is a new, efficient duct insulating material with a special exterior coating that makes it easier to handle, easier to paint or cover when used on *outside* surfaces of ducts. It is resistant to erosion by high-velocity air streams when applied to inside duct surfaces. Fiberglas *Coated Duct Insulation* is the most economical material available today for *interior* applications, offering satisfactory erosion protection. It is the *only* material offered for *both*.


No matter what the requirement, there is a Fiberglas Duct Insulation available to do the job effectively and economically: Fiberglas *Preformed Insulation*, an all-purpose board-type, easy to shape and easy to apply; Fiberglas *Superfine Insulation*, a lightweight, flexible type ideal for concealed and curved ducts; Fiberglas *Insulating Wool*, available in batt or roll form for any number of requirements; Fiberglas *AE (Asphalt-Enclosed) Board*, *Metal Mesh Blankets*, and *Sewn Blankets* are for special duct insulation applications and various temperature ranges. No other manufacturer offers you as wide a range of duct insulating materials—and no other has such a record of acceptance. For complete information, write to Owens-Corning Fiberglas Corporation, Department 831, Toledo 1, Ohio. Branches in principal cities.

In Canada: Fiberglas Canada Ltd., Toronto, Ontario.




Fiberglas Duct Insulation is available in both flexible (at top) and coated forms (below), each easy to apply. Both have a thermal conductivity as low as any comparable insulation—lower than most.

*FIBERGLAS is the trade-mark (Reg. U. S. Pat. Off.) of Owens-Corning Fiberglas Corporation for a variety of products made of or with glass fibers.



Fiberglas Superfine Insulation is lightweight, flexible, highly efficient—useful to 600°F.



Fiberglas PF (Preformed) Insulation possesses excellent acoustical properties, is available in 5 degrees of rigidity—useful to 600°F.



Fiberglas (TW-F) Insulating Wool is a general-purpose type available in batts and rolls—useful to 1000°F.

FIBERGLAS

OWENS-CORNING
FIBERGLAS
U.S. REG. U.S. PAT. OFF.

**THERMAL
INSULATING
MATERIALS**

H & H

DUPLEX RECEPTACLES

*Complete Line
for General
Installations*


No. 9260 — the *new* Back-Wired Duplex Convenience Outlet — can be side-wired too but the back-wiring feature makes easier, more secure installation. Built-in stripping guide assures correct stripping, eliminates exposed wire. Individual terminal clamps hold wires with a no-slip grip. Strong plastic base (No. 9260, brown; No. 9260-I, white Ivorylite), with double T-slots. Double side-contacts with large recessed binding screws ample for No. 10 wire; washer-type plaster ears. Altogether a new "big" in receptacles.

No. 1913-I — Duplex Convenience Outlet of white Ivorylite, with 4 binding screws for side-wiring only. T-slots and wide plaster ears. Long-proved a most dependable receptacle for high-grade residential wiring. (For brown plastic base, specify No. 1913.)

No. 400-I — New intermediate-grade Convenience Outlet, sturdily built, entirely encased in molded white Ivorylite. Double side-contacts with 4 contact screws ample for No. 10 wire. Parallel slots with guiding grooves for easy plug insertion; wide plaster ears. Meets REA and Federal specifications. (For brown plastic base, specify No. 400.)

No. 401 — Same receptacle body as No. 400 but furnished with metal outlet box cover for 3½" or 4" boxes for basement work, private garages etc.

DISTRIBUTED THROUGH ELECTRICAL WHOLESALERS
HART & HEGEMAN DIVISION



THE ARROW-HART & HEGEMAN ELECTRIC COMPANY, HARTFORD 6, CONN., U.S.A.

"I'll play these"



Fleur-O-Lier fixtures are made by 26* leading manufacturers. They are built to detailed and rigid specifications. They are examined by Electrical Testing Laboratories, Inc., and *Certified* as to compliance with specifications. Adequate samples constantly are reexamined to be certain that high quality is maintained.

That's why we say, "The Fleur-O-Lier label on a lighting fixture is your protection . . . your assurance of customer satisfaction."

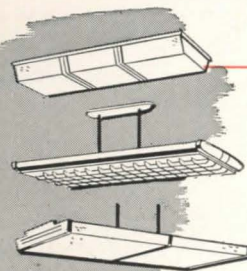
*Participation in Fleur-O-Lier is open to any manufacturer wishing to qualify. Consequently, the number of Fleur-O-Lier manufacturers is increasing constantly.

FLEUR-O-LIER


Manufacturers

2116 Keith Building • Cleveland 15, Ohio

Fleur-O-Lier is not the name of an individual manufacturer, but of a group of fixtures made by leading manufacturers. Participation in the Fleur-O-Lier program is open to any manufacturer who complies with Fleur-O-Lier requirements.



what's at the bottom
of efficient
air conditioning?



In most top-flight hotels, hospitals, office buildings, department stores and other major installations, it's a Carrier centrifugal refrigerating machine.

It's there because this Carrier machine delivers 100 to 1200 tons of refrigeration day after day—and does it at lowest possible cost.

The Carrier centrifugal takes far less space than most refrigerating

equipment of equal capacity . . . costs less to install and maintain. And it is the *only* centrifugal with the dollar-saving Carrier all-metal shaft seal. This seal prevents metal-to-metal contact of moving parts in operation, reducing wear and saving costly refrigerant. And the centrifugal offers the added advantages of such exclusive Carrier features as Lo-Fin tubing to increase

efficiency and cut weight, and an economizer to pare operating cost.

With a Carrier centrifugal, you get the benefit of Carrier's matchless experience in air conditioning. Carrier engineers have worked with architects and consulting engineers on air conditioning and refrigeration installations for over 45 years. Carrier Corporation, Syracuse, New York.



AIR CONDITIONING • REFRIGERATION • INDUSTRIAL HEATING



Typical L-type Curtis Kitchen—modern and space-saving



A compact straight-wall assembly of Curtis Cabinets



Curtis units in U-type kitchen



Curtis kitchen-dinette plan for small home or apartment

When in New York, visit the Curtis Woodwork Display at Architects' Samples Corporation, 101 Park Avenue.

Unlimited Flexibility

WITH CURTIS


SECTIONAL KITCHEN UNITS

Whether the kitchen is large or small—whether it is for new construction or remodeling—whether it is L-shaped, U-shaped or corridor type—you can plan an efficient, eye-pleasing arrangement with Curtis sectional wood kitchen units.

For Curtis offers 21 basic unit types of floor and wall cabinets—a total of 75 sizes. Dimensions of units have been standardized to coordinate with other standard kitchen equipment. Installation is quick and easy. Expert machining and workmanship produce units, which, when bolted together, are firm, square and perfectly aligned.

Curtis cabinets are made of wood—for beauty, sturdiness and lasting satisfaction. These cabinets are prime coated—but may be given any final color finish desired by the owner, who is not limited to a white kitchen.

Mail the coupon for complete information.



Curtis Companies Service Bureau
AR11K Curtis Building, Clinton, Iowa

I want to know more about Curtis sectional wood kitchen units.

Name _____

Address _____

City _____ State _____

I am Architect Contractor Prospective Home Builder Student

Please check above

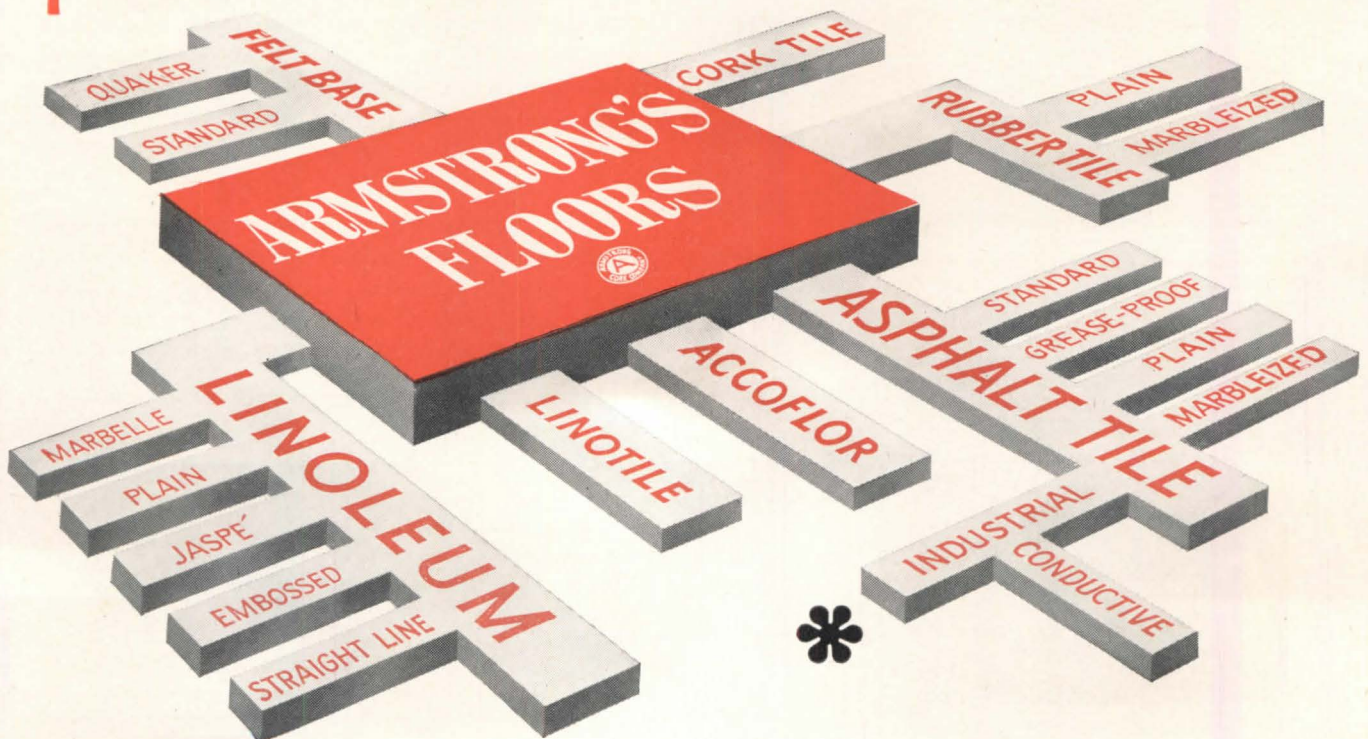
Are you familiar with this flooring? *

* *Is it different from regular asphalt tile?*

Yes, Armstrong's Industrial Asphalt Tile differs from regular asphalt tile in several respects. First, since it has been specifically designed for industrial use it has a heavier asphalt base than regular asphalt tile. Its resins and fillers are also of a heavier grade. These heavy binders are reinforced with strong asphalt-saturated fibers to give the industrial tile its extra toughness and durability. It has a smooth surface, yet is not slippery even when it is wet. Industrial Asphalt Tile is thermoplastic—impact indentations or minor accidental cuts will close up or "heal" under traffic.

* *What are its advantages?*

Armstrong's Industrial Asphalt Tile is a low-cost industrial floor. It is easily installed and can be used immediately after installation. It is light in weight and is verminproof. It is non-dusting—ideal for food processing plants or other types of manufacturing where floor dust is a problem. It is also non-sparking—of vital importance in plants where dust or other type explosions are a hazard. Armstrong's Industrial Asphalt Tile is highly resistant to indentation. Samples show indentation of only 0.0038" to 0.0050" when subjected to pressures of 100 pounds per square inch at 77° F., for a period of 15½ hours. It has a matte-type finish which prevents glare. It is odorless and can be installed without the use of open flames.




*** Where should it be used?**

Armstrong's Industrial Asphalt Tile can be specified in any area where the floor is subject to heavy traffic and rolling loads such as in factories, mills, plants, and warehouses. Its high tensile strength lessens the tendency to crack or chip. It is also recommended as a flooring for ramps, industrial elevators, and locker rooms. Industrial Asphalt Tile can be installed over any type of grade or suspended subfloor.

*** Does it have limitations?**

Industrial Asphalt Tile should never be installed in open areas subject to rain, sleet, or snow. While it will resist normal alkaline moisture conditions found in grade-level subfloors, it is not recommended for below-grade concrete subfloors because of the greater degree of alkaline moisture present.



*** What about wear?**

Armstrong's Industrial Asphalt Tile has unusual durability under traffic. It doesn't chip or spall under impact, and it is not readily harmed by heavy rolling loads or the accidental dropping of tools or equipment on its surface. Should any portion of the floor be severely damaged by some unusual accident, the damaged tiles can be quickly replaced without interruption to the industrial operation.

*** In what sizes and gauges is it available?**

Armstrong's Industrial Asphalt Tile is available in 18" x 24" size which is laid in ashlar design, and is manufactured in 1/8" and 3/16" gauges. This type of asphalt tile is made in one color only, black.

For samples and literature on Armstrong's Industrial Asphalt Tile or other types of Armstrong's Resilient Floors, write to any Armstrong office or to the Armstrong Cork Company, Floor Div., 2411 New St., Lancaster, Pennsylvania. This material also is available for export.



BUILDINGS OF

Distinction



It is no mere accident that Browne Folding Type Windows are used in so many "Buildings of Distinction" from coast to coast.

There is no other window like the Browne. There is no other window that gives equal value.

100% controllable draft free ventilation.

Permanent ease of operation.

Maximum light and vision.

Air-tightness — dust-proofness — outside noises subdued.

Simple trim lines, dignity and grace.

Low maintenance cost.

Both sides of glass can be cleaned from inside.

You are invited to write us or to refer to Sweet's Architectural File.

GULF INSURANCE COMPANY Dallas, Texas

B. W. Lanum and H. B. Thomson
Architects
Henry C. Beck Co.
Contractor

Universal
CORPORATION

6710 DENTON DRIVE, DALLAS 9, TEXAS


DISTRICT OFFICES:
LOS ANGELES • DAYTON • DES MOINES • HOUSTON

Qualified sales representatives in all
architectural centers

BROWNE

FOLDING-TYPE WINDOW
in Aluminum or Bronze

A *Sealuxe* PRODUCT



EASY TO FIT. Kaylo Insulating Roof Tile can be cut and fitted with ordinary hand or power tools. Picture above shows example of entrant cut made to fit around stack.

LIGHTWEIGHT. Kaylo Insulating Roof Tile is strong, yet lightweight and easy to handle, as shown above. Each tile is $2\frac{5}{8}$ x 18 x 36 inches in size, weighs about 21 pounds.



WHEN American Structural sub-purlins are used, insulating grout, shown above, provides necessary anchorage by gripping the stem of the sub-purlin. Through the use of bent studs, Kaylo Roof Tile can be applied directly to trussed purlins or standard shapes without the use of sub-purlins, as shown in the drawings below.

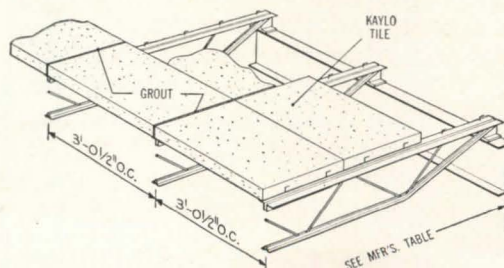
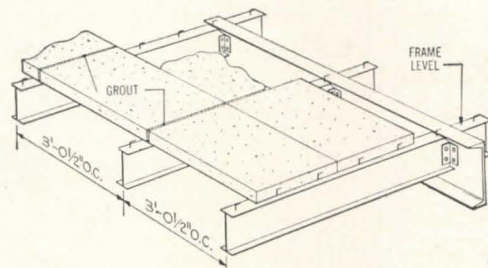
Make your roof deck fireproof ... lightweight and strong With Kaylo Insulating Roof Tile

STRUCTURAL strength, extreme lightness and high insulating qualities—you can get all these in your roof with one material: Kaylo Insulating Roof Tile.

Kaylo Roof Tile is made of inorganic materials only, and is fireproof.

Whether you're an owner, builder, architect or engineer, Kaylo Roof Tile has many advantages for you. It is easy to install, can be cut to fit right on the job. Its insulating properties reduce fuel costs.

Because Kaylo Roof Tile makes a structural deck that is light in weight, less steel is needed for framing. Get all the facts about Kaylo Insulating Roof Tile . . . send coupon (below) for free illustrated booklet.



All photographs on this page are of the new Morton Hosiery Mills plant in Runnemede, N. J.: Henry Skierski, Owner; Charles C. Duffin, Berlin, N. J., Contractor; W. D. Faint & Company, Pennsauken, N. J., Engineers.

KAYLO®
Insulating Roof Tile

AMERICAN STRUCTURAL PRODUCTS COMPANY
Subsidiary of
OWENS-ILLINOIS GLASS COMPANY

**SEND COUPON
FOR FACTS**



AMERICAN STRUCTURAL PRODUCTS COMPANY

Dept. E-418, P.O. Box 1035
Toledo 1, Ohio

Gentlemen:

Please send me free illustrated booklet, "Kaylo Insulating Roof Tile."

Name _____

Address _____

Firm Name _____

City _____ County _____ State _____

Request for sample is enclosed on company letterhead.

...Want to Keep Theatre Carpet



When you are wondering what kind of carpet to put in the lobby...



...and how you can save on yardage...and how much it all will cost...

Consult a Contract Carpet Specialist!

Are you planning a theatre job? Take a tip from us and consult a carpet specialist - an Alexander Smith carpet contractor or sales representative. He is a theatre decorating specialist...a color and texture expert...a traffic technician all rolled into one. He will save you headaches and your client money.

Give him a chance to:

1. Cut your costs by estimating accurately - keeping yardage down.
2. Save on upkeep by advising the most

economical grade and weave for each specific location.

3. Increase your satisfaction by suggesting the design and color which will harmonize best with your interior.

He is ready to show samples and estimate. He will see that you get an expert laying job.

The Alexander Smith and Masland lines handled by Alexander Smith contractors and sales representatives include types, grades, and colors of carpet suitable for every theatre installation.


ALEXANDER SMITH ★ MASLAND
Contract Carpets

Costs Down, Mr. Architect?



...and what is the most economical grade for that particular spot...

...and what color and pattern to get...relax!



Write

Alexander Smith-Masland
Contract Service Department
295 Fifth Avenue, New York 16, N. Y.



The "feel" of structural soundness



When you design with Carrara Glass, you are assured of structures having that solid, permanent look. Carrara is a finely-machined product. Its joints are true and even. There is no lippage. It's absolutely free from warpage. For every piece of Carrara Glass produced—whatever its color or thickness—is mechanically ground and polished. Thus, Carrara's soft, undistorted reflections add immeasurably to the beauty and richness of the architectural whole. And its elegance and modern smartness, together with the many color combinations possible, offer the creative designer limitless opportunities for original effects. All these add up to positive assurance of lasting high quality. In all your structural designs, why not give serious thought to Carrara Glass?



Architect: William R. Powell, Cleveland, Ohio

Carrara *the quality structural glass*



PAINTS • GLASS • CHEMICALS • BRUSHES • PLASTICS

PITTSBURGH PLATE GLASS COMPANY

when it's

"Nothing but the best"

there's nothing like **CRANE**

... nothing to match the smart styling, the lasting beauty of Crane fixtures.

... nowhere a line more *complete*, with a style for every taste and a price for every budget.


And, of course, none can contest the *preference* for Crane... that's been proved year after year in nation-wide surveys.

Bathroom fixtures, laundry tubs, kitchen sinks—all are part of this preferred Crane line—all feature the new finger-tip *Dial-ese* controls.

Crane quality extends also to a complete choice of heating equipment, for warm air, hot water, or steam... coal, coke, oil, or gas.

In making selections from the Crane line, see your copy of "Crane Service for Architects," or ask your Crane Branch to supply one. Some fixtures still are more available than others—check your plans early with your Crane Branch or Wholesaler.

HIS and HERS... twin *Diana* lavatories highlight a bathroom tuned to gracious living. Also featured: the Crane *Criterion* bath and *Drexel* toilet.



CRANE

NATION-WIDE SERVICE THROUGH BRANCHES, WHOLESALERS, PLUMBING AND HEATING CONTRACTORS

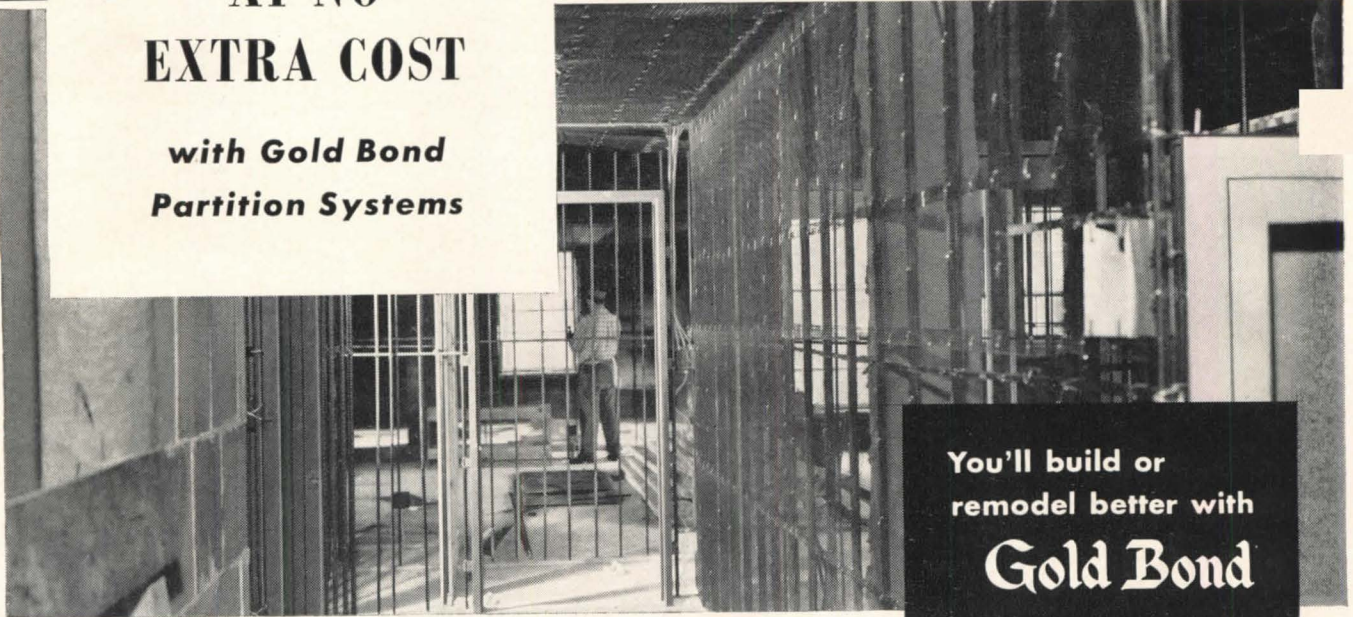
CRANE CO., GENERAL OFFICES:
836 S. MICHIGAN AVE., CHICAGO 5
PLUMBING AND HEATING
VALVES • FITTINGS • PIPE



*How Tudor Plaza
is getting*

**MORE
LIVING SPACE
AT NO
EXTRA COST**

*with Gold Bond
Partition Systems*



**You'll build or
remodel better with
Gold Bond**

“THE very best of everything” is going into the new Tudor Plaza Apartments in Buffalo, N. Y. That's why the architects selected a combination of two sturdy, fireproof Gold Bond Partition Systems for this ultra-modern co-operative apartment.

Apartments are separated by Gold Bond Hollow Walls. In addition to making each unit practically sound proof, this system allows space for

pipng, wiring and ducts.

Partitions within each apartment are the Gold Bond 2" Solid Partitions of metal lath and plaster. These streamlined partitions save approximately 4 inches of floor space wherever they occur, providing more spacious living quarters throughout.

For your next job, check up on Gold Bond Partition systems. They're fully described in Sweet's.

Or if you'd like a 15 minute demonstration without obligation, just drop us a card.

**NATIONAL GYPSUM COMPANY
BUFFALO 2, N. Y.**

Over 150 Gold Bond Products including gypsum lath, plaster, lime, wallboards, gypsum sheathing, rock wool insulation, metal lath products and partition systems, wall paint and acoustical materials.

MASTERS OF DESIGN



welcome

CASTELL

THE DRAWING PENCIL OF THE MASTERS!

LIPPINCOTT &
transportation, product



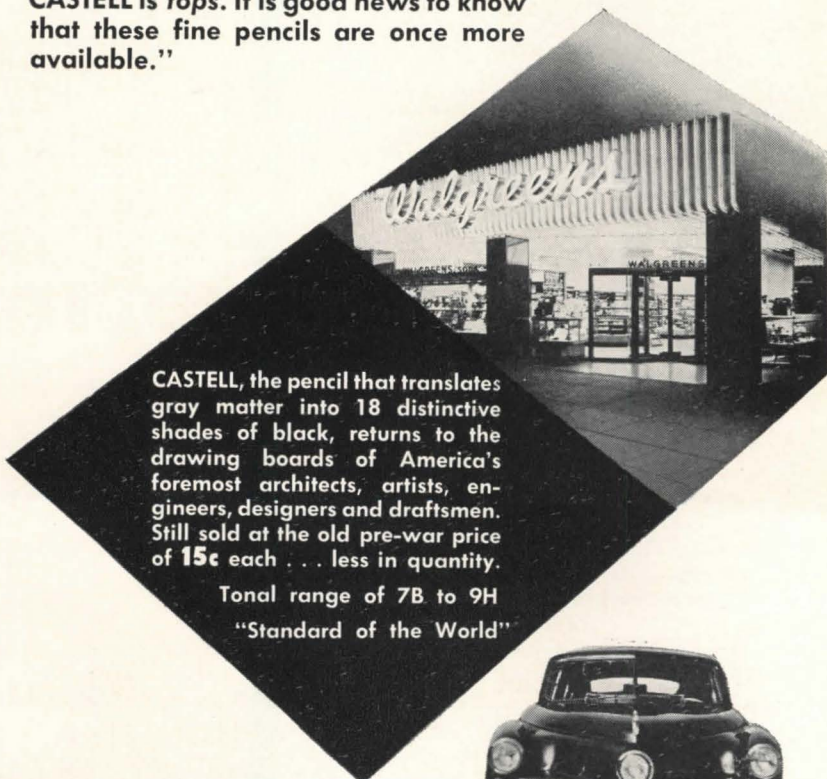

says J. Gordon Lippincott:
"The right pencil always improves the quality of design sketches, and CASTELL is right for a remarkable range of tones and variety of design treatments."

MARGULIES, foremost in interior,

and package design, say- **"CASTELL is right
CASTELL is tops!"**



says Walter P. Margulies:
"The smooth performance of CASTELL is tops. It is good news to know that these fine pencils are once more available."



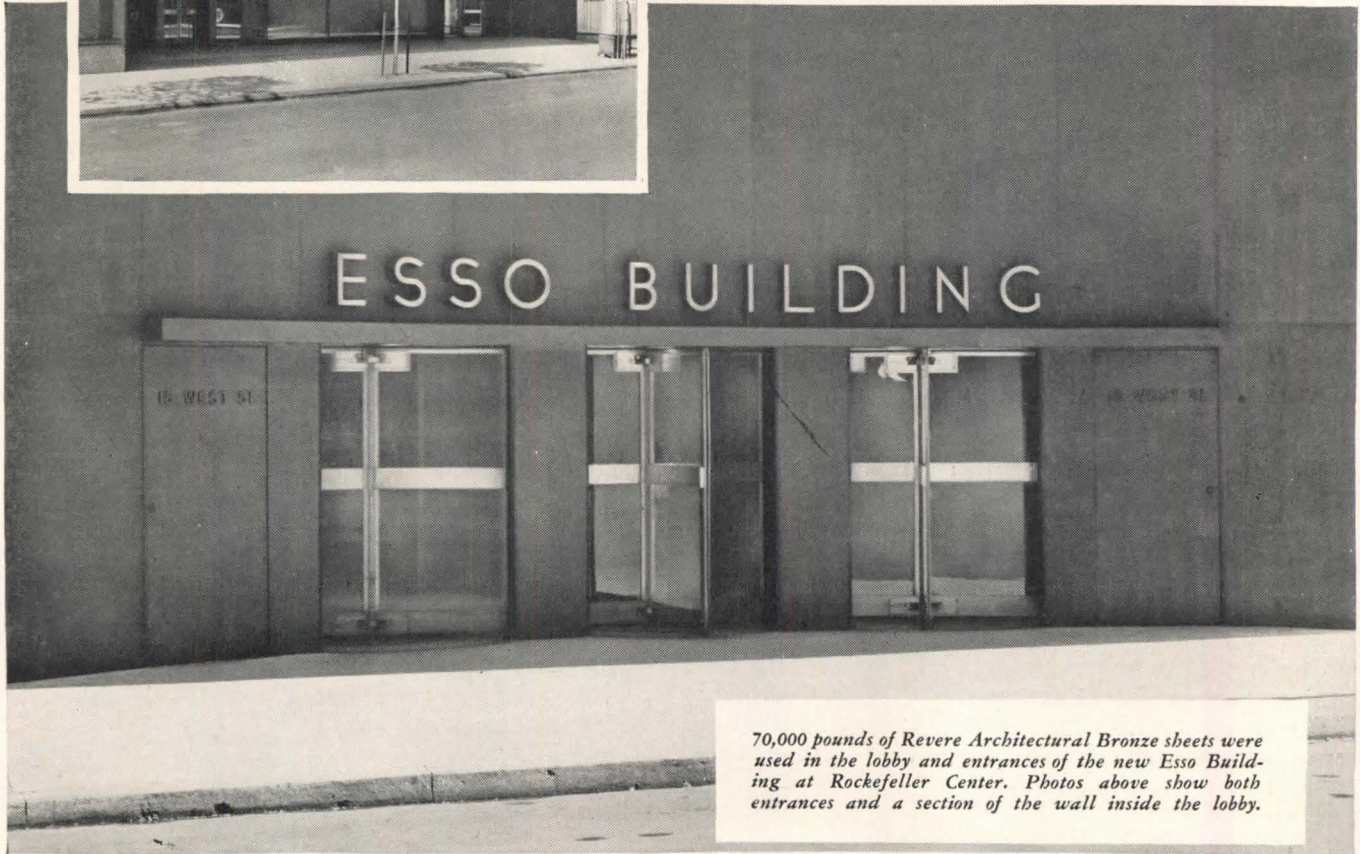

CASTELL, the pencil that translates gray matter into 18 distinctive shades of black, returns to the drawing boards of America's foremost architects, artists, engineers, designers and draftsmen. Still sold at the old pre-war price of 15c each . . . less in quantity.

Tonal range of 7B to 9H

"Standard of the World"



AW FABER-CASTELL
PENCIL COMPANY INC., NEWARK 4, N.J.



70,000 pounds of Revere Architectural Bronze sheets were used in the lobby and entrances of the new Esso Building at Rockefeller Center. Photos above show both entrances and a section of the wall inside the lobby.

bronze magic

● A striking effect of spaciousness and beauty was achieved in the lobby of the new Esso Building at Rockefeller Center by continuity of line and material from indoors to outdoors.

Along the entire length of the two-story lobby the walls are faced with large panels of Architectural Bronze. These walls continue, in an unbroken line, past the glass entrance walls to form a part of the bronze frame around the entrance. Thus indoor and outdoor areas seem to merge into a vast hall, penetrated only by the banks of elevators in its center.

Architectural Bronze panels provided the ideal material for this unusual installation because of their suitability for use indoors or outdoors. In addition, they will facilitate any future alterations which might require changes in the location of the doors along the lobby walls. And, of course, Architectural Bronze with its warm golden color, fits into the overall architectural pattern of Rockefeller Center, where

this metal is used generously on all of the buildings.

Revere Copper and Brass Incorporated supplied these bronze panels—more than 70,000 pounds in sizes up to 48" x 144", all 10 gauge. Architects: Carson and Lundin, New York. General Contractor: John W. Harris Associates, Inc. Ornamental Metal Contractor: General Bronze Corporation, New York.

REVERE

COPPER AND BRASS INCORPORATED

Founded by Paul Revere in 1801

230 Park Avenue, New York 17, New York

• • •

Mills: Baltimore, Md.; Chicago, Ill.; Detroit, Mich.; New Bedford, Mass.; Rome, N. Y.—Sales Offices in Principal Cities, Distributors Everywhere.

Different Toilet Room Environments

are obtainable with

Sanymetal "PORCENA"

(Porcelain on Steel)

TOILET COMPARTMENTS

GREAT STRIDES have been achieved in the development of toilet room environments in keeping with other environmental treatments of a building. Toilet compartments usually dominate a toilet room, influencing the toilet room environment. Sanymetal "Porcena" (porcelain on steel) Toilet compartments elevate the toilet room environment into harmony with other environments of a building. These toilet compartments are fabricated of the colorless and fadeless material, porcelain on steel, which makes a glass-hard stainless material that always looks new, does not absorb odors, is moisture and rust proof and resists the corroding nature of ordinary acids. The glistening porcelain finish discourages defacement and can be wiped clean as easily as any glass smooth surface.

Sanymetal "Porcena" Toilet Compartments embody the results of over 35 years of specialized skill and experience in making over 96,000 toilet compartment installations. Ask the Sanymetal Representative in your vicinity (see "Partitions" in your phone book for local representative) for further information about planning suitable toilet room environments for modern school, industrial, and institutional types of buildings. Refer to Sanymetal Catalog PB-6 in Sweet's Architectural File for 1948, or write for file copy of Catalog 86.

THE SANYMETAL PRODUCTS COMPANY, INC.
189 URBANA ROAD • CLEVELAND 12, OHIO

Sanymetal Porcena Academy Type Toilet Compartments provide a certain distinctiveness. This type of partition is the only one in which all the dignity and distinctiveness of standard flush type construction, unmarred by posts, is appropriately combined with the headrail.

*Sanymetal**

"PORCENA"

(Porcelain on Steel) TOILET COMPARTMENTS


possess the natural structural strength of steel, not one sheet, but two 16-gauge sheets securely bonded on opposite sides of dense insulating core, strengthened by porcelain enamel (four layers on each sheet) which provides a non-porous, flint-hard, glass-smooth surface that is positively impervious to odors, acids and moisture.

Sanymetal Porcena Academy Type Shower Stall and Dressing Room Compartments provide the utmost in sanitation for tourist camps, gymnasiums, clubs, Y. M. C. A.'s, etc.


*Sanymetal**

*Trade Mark Reg. U. S. Pat. Off.



TOILET COMPARTMENTS,
SHOWER STALLS AND
DRESSING ROOMS



Sanymetal Porcena Normandie Type Toilet Compartments impart a moderately streamlined effect to a toilet room environment. Streamlined design wedded to utility fulfills all requirements. Unadorned utility no longer satisfies a public accustomed to bathrooms embodying varying degrees of modernity and elegance.



Sanymetal Century Type Ceiling Hung Toilet Compartments are particularly appropriate for schools. They impart dignity, refinement, and cheerfulness to the toilet room environment. They make up into a rigidly fixed installation.



ANNOUNCING \$2,750.00

HIDDEN TALENT COMPETITION

sponsored and conducted by **THE MUSEUM OF MODERN ART**
and **ARCHITECTURAL RECORD**

APPROVED BY THE A. I. A. COMMITTEE ON SECONDARY COMPETITIONS

Still time to enter—

**Professional
Advisers**

PHILIP C. JOHNSON, Consultant
to the Department of Architecture
The Museum of Modern Art

KENNETH K. STOWELL, A.I.A.
Editor-in-Chief
Architectural Record

Purpose The purpose of the competition is to discover and encourage latent architectural talent by rewarding the successful competitors with cash awards and both local and national publicity. Winning designs will be placed on exhibition at the Museum of Modern Art in New York and will be given national publicity through publication in the *Architectural Record*. In addition, material for local publicity will be provided.

Prizes	FIRST PRIZE	\$1,000.00
	SECOND PRIZE	750.00
	THIRD PRIZE	500.00
	TEN HONORABLE MENTIONS \$50 each	500.00
	TOTAL	\$2,750.00

TEN PRIZES each consisting of a three-year subscription to the *Architectural Record* and a year's membership in the Museum of Modern Art.

**Competitor
Eligibility**

Any architect, designer, draftsman, engineer or student residing in the continental U.S.A. shall be eligible to compete, providing that no building or architectural design of his shall have been published with his name as architect or designer, in any national magazine.

Since the object of the competition is to uncover individual talent, the design submitted must be the work of a single person, *not* of collaborators or a group.

Name
(Please Print)

Street Address

City Zone State

My suggestions for members of the jury are:

In submitting a design for this competition, I agree to abide by all of the conditions set forth in the Competition Program

Signed _____

ENTRY BLANK

TO: PROFESSIONAL ADVISERS,
HIDDEN TALENT COMPETITION,
C/O ARCHITECTURAL RECORD,
119 WEST 40th STREET,
NEW YORK 18, NEW YORK

Please send me, at the above
address, the Program for the
HIDDEN TALENT COMPETITION

Note new dates

Design Problem The problem is the design of a memorial community center for a town in the Middle West.

Basis of Award The program calls for a public building — that is, one which will arouse civic pride as well as serve its particular function. The Jury will, therefore, pay special attention to the aesthetic aspects: character, proportion, scale, spatial arrangement and use of material.

Jury of Award The Jury shall consist of five recognized architects chosen by the Museum of Modern Art and the *Architectural Record*, whose names shall be announced on the first day of the judging.

Suggestions for July (Optional) Each competitor may submit the names of five architects whom he would like to have selected as members of the Jury.

Dates The Program will be issued September 6, 1948.

The Competition will close 5 P.M. Eastern Standard Time ~~November 8, 1948~~, and all drawings must be delivered, or postmarked by the Post Office before that time. Drawings must be addressed to HIDDEN TALENT COMPETITION, The Museum of Modern Art, 11 West 53rd Street, New York 19, New York.

Judging will commence on ~~December 3, 1948~~, at the Museum of Modern Art.

December 6

January 7, 1949

Exhibition and Publication The winning and other selected designs will be exhibited at the Museum of Modern Art in February, 1949. Winning designs will be published in the *Architectural Record*.

Entry Blanks The entry blank signifies merely the intention to compete, and does not constitute an obligation to submit drawings. Entry blank must be sent promptly to Professional Advisers, HIDDEN TALENT COMPETITION, c/o *Architectural Record*, 119 West 40th Street, New York 18, New York. Cut out and send the entry blank printed above.



**A MILLION POUNDS OF CHASE RED BRASS PIPE
IN METROPOLITAN'S STUYVESANT TOWN AND
PETER COOPER VILLAGE!**



Tons of Chase Red Brass Pipe have been installed in Stuyvesant Town and Peter Cooper Village (shown above) and also in Riverton, three new developments of Metropolitan Life Insurance Company on Manhattan's East Side. Architect: Board of Design of the Metropolitan Life Insurance Co. General Contractor: Starrett Bros. and Eken, Inc. Plumbing Contractor: J. L. Murphy, Inc. Heating Contractor: Baker, Smith & Co. Inc.



THE Metropolitan used over a million pounds of Chase Red Brass Pipe in its latest housing developments, in sizes from 1/2" to 12" both for hot and cold water supply and for heating lines. Red Brass Pipe was chosen because it gives better all-around service than any other material used for plumbing and heating lines. Due to the increased corrosiveness of most hot waters,

Chase Red Brass Pipe is recommended especially for hot water lines and circulating hot water heating systems where the very best in plumbing is wanted. It is made to U. S. Government Federal Specifications WW-P-351 for Grade "A" pipe for plumbing.

● For further information on Chase Red Brass Pipe, Copper Pipe or Copper Water Tube, see Sweet's Architectural File, or write us. Address below, Dept. AR118.

Chase



the Nation's Headquarters for
BRASS & COPPER

WATERBURY 91, CONNECTICUT

SUBSIDIARY OF KENNECOTT COPPER CORPORATION

THIS IS THE CHASE NETWORK . . . handiest way to buy brass

ALBANY† ATLANTA BALTIMORE BOSTON CHICAGO CINCINNATI CLEVELAND DETROIT HOUSTON† INDIANAPOLIS KANSAS CITY, MO. LOS ANGELES MILWAUKEE MINNEAPOLIS
NEWARK NEW ORLEANS NEW YORK PHILADELPHIA PITTSBURGH PROVIDENCE ROCHESTER† SAN FRANCISCO SEATTLE ST. LOUIS WATERBURY (†Indicates Sales Office Only)

THE BUILDING *that had no basement* EVERY TIME IT RAINED!

The finest home, store, or building you plan and build may be subjected to needless damage . . . unless you provide proper backwater control. If the sewage and drainage facilities of the community are not adequate to carry off the deluge of heavy rains and thaws, the water in the sewers will back up through drain lines and basement floor drains into the basement. Equipment and goods stored in the basement will become waterlogged . . . there will be deposits of unsanitary residue . . . expensive repairs may result! Actually, the building loses the use of the basement with every heavy rain! To guard against this ever happening to your homes or buildings, include a Josam Backwater Sewer Valve in every plan. The cost is so little compared with the protection it provides!



PLAN FOR
constant
ACTION!


only

Josam

Side Swing
Backwater
Sewer Valves

provide this

*Exclusive
Protection*



Only the exclusive features of Josam Side Swing Sewer Valves provide life-long protection against backwater. The super-sensitive flap valve permits speedy drainage but closes instantly at the slightest backflow, keeping backwater out permanently. Valve is trouble-proof, positive acting, easy to install. It has no substitute for dependability. Send coupon below for complete information on installation details, sizes, etc. No obligation.

To be sure—Put Josam on the Job!



JOSAM MANUFACTURING CO.

Main Sales Offices, Josam Bldg., Cleveland 13, Ohio
Manufacturing Division, Michigan City, Ind.
Representatives in all Principal Cities

JOSAM-PACIFIC CO. San Francisco, Calif.
West Coast Distributors

EMPIRE BRASS COMPANY, LTD.
London, Ontario
Canadian Distributors

FILL OUT AND MAIL THIS COUPON TODAY!

JOSAM MANUFACTURING CO., 302 EMPIRE BLDG., CLEVELAND 14, OHIO
Please send me free folder on "Backwater Control"

Name _____

Firm _____

Address _____

City _____ State _____

See our Catalog in Sweets

Member of the Producer's Council

13 miles of piping in Madison Square Garden Arena

... joined with **FLAGG**  **FLOW**

threadless malleable fittings

Madison Square Garden in New York recently completed a new arena floor, which must support ice-skating, conventions, prize-fights, circus animals and equipment, — as well as thousands of spectators. Beneath the terrazzo surfacing, buried in three and one-half inches of concrete are 6000 Flagg-Flow joints connecting 13 miles of refrigeration piping.


Can you imagine tougher service than this? Subjected to arctic cold and summer heat, exposed continually to the action of chromated brine, embedded in flooring that surges to the impact of tons of circus animals—that's the service for which Flagg-Flow was chosen unreservedly by the consulting engineers.

During installation, Flagg-Flow *Threadless Malleable*


Fittings amply justified this confidence. On hydrostatic test under 100 pounds pressure, only 3% leakers were found. Of these, all but three were corrected on the spot by additional heat to draw the silver brazing alloy into the joint—an unprecedented record on a job of this size.

Try Flagg-Flow *Threadless Fittings* (Malleable or Bronze) on *your* toughest job. They can be positioned to face in any direction—precisely and accurately—then capillary action draws the brazing alloy into the joint to make a perfect, permanent bond. You eliminate backing-off or taking-up to compensate for faulty threads or measurements; there is no distortion strain from man-handling a pipe wrench. Write today for fully descriptive literature on this new and better way to join pipe.





Completion of piping for new arena at Madison Square Garden, New York. 6000 Flagg-Flow Threadless joints were used to connect 13 miles of pipe.



Silver brazing a Flagg-Flow Threadless joint with piping in place.

Owner: Madison Square Garden Corporation — Howard Post, Ch. Engr.
 Architect: Lionel Levy, New York, N. Y.
 Consulting Engineer: Charles S. Leopold, Philadelphia, Pa.
 Contractors: Almirall & Co., New York, N. Y.



STANLEY G. FLAGG & CO., INC.

1421 Chestnut Street, Philadelphia 2, Pa.

GROUND JOINT UNIONS • BRONZE THREADED FITTINGS • BRONZE SOLDER FITTINGS • UNDERGROUND TANK FITTINGS




Cadillac Motor Car Co. Building, Chicago.
 V. L. Charn, Architect; O. A. Wendt Co., Heating Contractor.

**HEATED
 WITH 2**

KEWANEE

STEEL BOILERS



Selected for the Cadillac Building the Kewanee "5000" series is a welded updraft portable with capacities of 3,500 to 35,000 sq ft (SBI rating) when hand fired . . . or 4,250 to 42,500 sq ft mechanically fired.

LOOK INTO THE BASEMENTS of outstanding buildings anywhere and one finds a startling preponderance of them are Kewanee heated.

Ask any owner, architect, engineer or heating contractor: They will agree that for dependable and economical heat *plus many extra years of "service"* no better boiler has ever been built.

For small homes or skyscrapers there is a Kewanee steel boiler correctly designed and finely built for its heating . . . whether with Oil, Gas or Coal . . . mechanically or hand fired.

KEWANEE BOILER CORPORATION

BOILERMAKERS 80 YEARS KEWANEE, ILLINOIS
 Branches in 60 Cities—Eastern District Office: 40 West 40th Street, New York City 18
 Division of **AMERICAN RADIATOR & Standard Sanitary** CORPORATION

Serving home and industry

AMERICAN-STANDARD • AMERICAN BLOWER • CHURCH SEATS • DETROIT LUBRICATOR • KEWANEE BOILER • ROSS HEATER • TONAWANDA IRON

WHY THE *Experts* PREFER FEDERAL NOARK BUS DUCT

DESIGNING ENGINEER-ARCHITECT



“I like to lay-out Federal NOARK Bus Duct! I can draw up the standardized units as soon as the plant layout is established. And, because there's a plug-in receptacle on either side—on one-foot centers—I don't have to worry about the exact position of every machine and motor.”



INSTALLING ELECTRICAL CONTRACTOR



“Installing Federal NOARK Bus Duct makes my organization look good! Every unit lines up perfectly—drop hangers slide in position for exact alignment . . . and we don't have to worry about ceiling or wall conditions. The job is tops for speed, too—so it frees my crew for other profitable jobs!”



MAINTENANCE ELECTRICIAN



“My boys are in favor of Federal NOARK Bus Duct safety—and so am I! When you're standing on a fourteen-foot ladder, you're glad that the plug-in receptacles are insulated. And, when there's lots of machines to 'hook-up' it's a great help to have a Bus Duct you can get at from either side.”



TOP MANAGEMENT




“We like the production figures we find wherever Federal NOARK Bus Duct is installed. *Uninterrupted production*—with no shut-downs for maintenance or relocation of machines—is a great thing these days! And, if we ever move our plant or departments—we'll be glad that Federal NOARK Bus Duct is completely salvageable!”



Write for Bus Duct Catalog
“It stays on the job!”

Executive Offices: 50 Paris Street, Newark, N. J.
Plants: Hartford, Conn. • Long Island City, N. Y.
St. Louis, Mo. • Newark, N. J.

FLEXIBLE, ECONOMICAL, EFFICIENT, SAFE—that's why so many top designers, technical men, and executives who have seen Federal NOARK Bus Duct in action in major industrial plants rely upon it to solve all secondary power distribution problems. And that's why you'll be in favor of Federal NOARK Bus Duct, too!



Federal NOARK *Bus Duct*

Federal Electric Products Company, Manufacturers of a Complete Line of Electrical Products, including Motor Controls • Safety Switches • Service Equipment • Circuit Breakers • Panelboards • Switchboards • Bus Duct

Delivered and Running!

**"Limited Budget" Electric Stairway
at J. C. Penney Co. in La Crosse, Wisconsin
first to go into operation**

AUGUST, 1948—a significant and memorable date in vertical transportation history.

On that date, the first new Westinghouse "Limited Budget" electric stairway installation went into operation at the J. C. Penney store in La Crosse, Wisconsin.

For months, we've been telling you about this new high quality, low cost electric stairway . . . about how it brings the sales-building advantages of electric stairways within your reach.

Now . . . we can show you the proof . . . the first installation to go into operation. And there are many others soon to be completed.

First to recognize the need for a quality stairway of this type, Westinghouse was also the first to design, build and deliver it . . . and first to complete its installation.

That's why you can be *sure* . . . if it's Westinghouse.

Note to store management: Put the sales-building Westinghouse "Limited Budget" Electric Stairway to work in your store. Orders placed now will be ready for delivery and installation immediately after your Christmas season. Call your local Westinghouse office or write to the Westinghouse Electric Corp., Elevator Division, 150 Pacific Avenue, Jersey City 4, N. J.


Note to architects and engineers: Call your local Westinghouse office for complete engineering data and specifications on the new "Limited Budget" Electric Stairway.

YOU CAN BE SURE...IF IT'S




- 32 INCHES WIDE
- 5,000 CUSTOMERS PER HOUR
- SERVES 7,000 SQ. FT. OF SELLING SPACE ON SECOND FLOOR
- ENHANCES MERCHANDISE DISPLAY
- ONE OF SCORES BEING INSTALLED IN THE U. S.

Westinghouse



**DON'T
WASTE
THE ROOF!**

• Modern architecture is building a whole new world up under the sky—roofs that meet the varied needs of modern life. Garden roofs for apartments and hotels. Promenade roofs for schools, hospitals and office buildings. Heavy traffic roofs for factories and warehouses.



Ruberoid has the specifications to make these new, imagination-stirring developments fully workable and practical. Soundly engineered, fully proved in actual construction. They're available and practicable now.

What building are you planning—commercial, institutional, religious, industrial or public? No matter what type of roof you have in mind for the job, Ruberoid specifications will help you make fullest use of that valuable roof area.

Our nearest sales office will be glad to furnish these specifications to you, or consult your Ruberoid Approved roofer.

← **APARTMENT GARDEN ROOF**

Representative of this trend in modern design, here's a landscaped roof that brings apartment dwellers a pleasant spot for relaxation and play. Flowers, shrubbery, trees and grass high above busy streets—up in the sunshine and fresh air!

The right roof for any job— from ONE source!

Ruberoid makes every type of built-up roof—Smooth Surfaced Asbestos, Coal Tar Pitch with gravel or slag surfacing, or smooth or gravel-and-slag surfaced asphalt . . . in specifications to meet any need. Ruberoid Approved Roofers are not prejudiced in favor of any one type. You are assured of one source for all materials, centralized responsibility, smoother operation, uniform quality!



The RUBEROID Co.

BUILT-UP ROOFINGS

Building Materials for Industry, Home and Farm
Executive Offices: 500 Fifth Avenue, N.Y. 18, N.Y.

SALES
OFFICES

BALTIMORE, MD.
CHICAGO, ILL.
DALLAS, TEXAS
ERIE, PENN.

MILLIS, MASS.
MINNEAPOLIS, MINN.
MOBILE, ALA.
NEW YORK, N. Y.

THE BASIS FOR THE HIGHEST HONOR

THE delegates and members of the American Institute of Architects, in convention assembled June 25, 1948, expressed overwhelmingly, by a sense-of-the-meeting vote, their desire to have the Institute's highest honor bestowed on Frank Lloyd Wright. This honor, The Gold Medal, "is awarded in recognition of most distinguished service to the profession of architecture or to the Institute." However, the honor is not bestowed by vote of delegates or by letter-ballot of members. It has been bestowed only by the unanimous decision of the Board of Directors of the Institute.


Following the early-established procedure of representative government, the members of the Institute select by vote men of experience, ability and integrity to serve as Directors, to exercise sound judgment in conducting the affairs of the organization. They have been elected without mandates as to specific policy, platform or program. Theirs is thus a free discretionary power in regard to many most important matters. They must therefore have sound, objective, unprejudiced basis for judgment in exercising this power.

The only basis for awarding the highest honor of the Institute is that of recognition of most distinguished service to the profession (or to the Institute). On this basis, Frank Lloyd Wright is the pre-eminent candidate for the honor. The service of his influence on architectural design, by both precept and example, is unequaled by any living architect. More than any other individual, he has revitalized and stimulated the thinking of the profession. In addition, he has done more than any other to arouse public interest in architecture as a vital factor in the life of the times. One does not have to approve all his theories or his designs to recognize and acknowledge at least these two factual evidences of his most distinguished service to the profession of architecture.

No factors other than that of distinguished service should be considered in bestowing the Gold Medal. All other considerations are irrelevant and immaterial to reaching an objective decision. And only an objective decision, unbiased by such irrelevant considerations or by personal feelings or prejudices, should be reached in awarding the highest honor the Institute can bestow. On the only sound basis for judgment, Frank Lloyd Wright is the logical recipient of that highest honor in 1949.

Kenneth K. Stowell

EDITOR



Herbert Matter's screen (white T-frame, black and white string—see cover also) defines the foyer without blocking space; creates a tantalizing view and three-dimensional illusions; suggests textile weaves. Sign, black on white, "Herbert Matter"

SPACIOUS BUT INTIMATE; SIMPLE BUT SUBTLE

Showroom for Knoll Associates, Inc., New York

By the Knoll Planning Unit, Supervised by Florence Knoll

WHEN the Knolls started redoing their showroom, to bring in the textile division of a rocketing modern furniture-furnishings business, something special was to be expected. Despite the added exhibits, the room now looks larger than it did (high-keyed in white and flat bright primary colors; no separating walls but screen partitions in skeleton frame laced with Herbert Matter's

string). Despite the big space the effect is intimate, homelike (small groupings, well organized, bounded by air not by alcoves and stuff). The distinguished avoidance of cheap tricks, the knowing management of straightforwardness, yielded the vibrant result at very small expense. Composition grows out of lines, linear textures, flat planes and colors, natural grains.

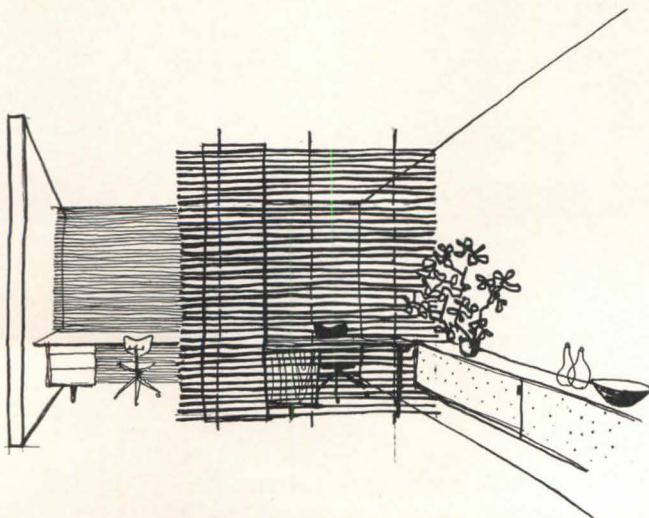
Damcra

2






Damara



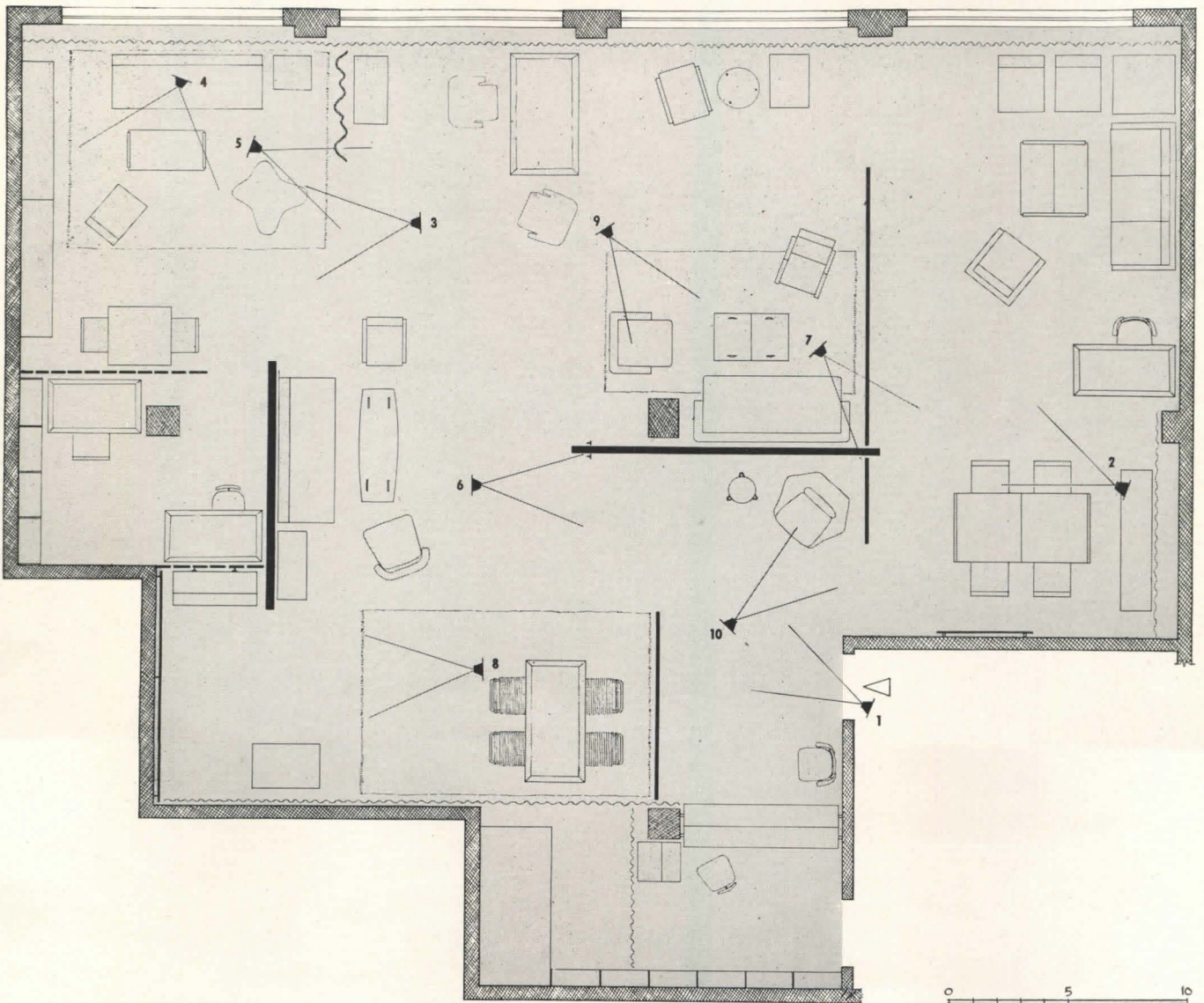
Illustrations are keyed to camera angles indicated on the plan. Here is the area next to the office (at left in the plan) and a glimpse into the office. The bamboo screen, seen in both views, renders the minimal office space unobtrusive from the showroom; and yet, by a well known optical effect, it gives occupants the feeling of being in the big room with plenty of space

Plan shows how subdivision is obtained by screens (which are detailed further on). Walls and ceilings are white, except as noted. Heavy vertical line at left in plan indicates a dividing screen, painted lemon yellow (view 1, page 92). Against the wall next to it, lower left-hand corner, is the bright checkerboard display of upholstery fabrics (see cover). The wavy line, starting along the wall at the bottom, stands for drapes, hung floor to ceiling, another kind of color splash (cover). The horizontal black line, middle of the room, is a wood panel in natural cherry (views 2, 6), the lighter vertical black lines are the skeleton frames strung with string or translucent fabrics. The right-hand wall of the room, from drapes to drapes, is a transparent sky blue; but in the same room the short "back wall," opposite the windows, is jet black, carrying a calligraphic photomural (7)



5

Sketches by Florence Knoll






Eero Saarinen's chair (left-hand page) is a good example of Knoll's modern furniture. In appearance more like a bent leaf, arrested in mid-air, than like the usual elephantine overstuffed club chair, it allows easy sitting in many informal postures, is light enough to pick up and carry around. Its metal frame holds a plastic shell padded with foam rubber, covered with gray wool fabric.

Knoll designers range the western world, include people such as Saarinen, Richard Stein, Noguchi, Nakashima, Sorensen, Markelius, and scores of others, not forgetting the Knolls themselves.

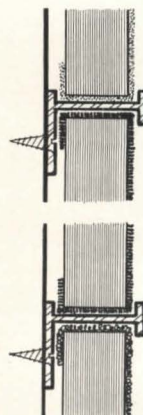

Behind the chair is the cherry panel which is detailed overleaf, and the skeleton screen which divides without separating two room areas. Photomural is by Max Bill



7

Damora

8



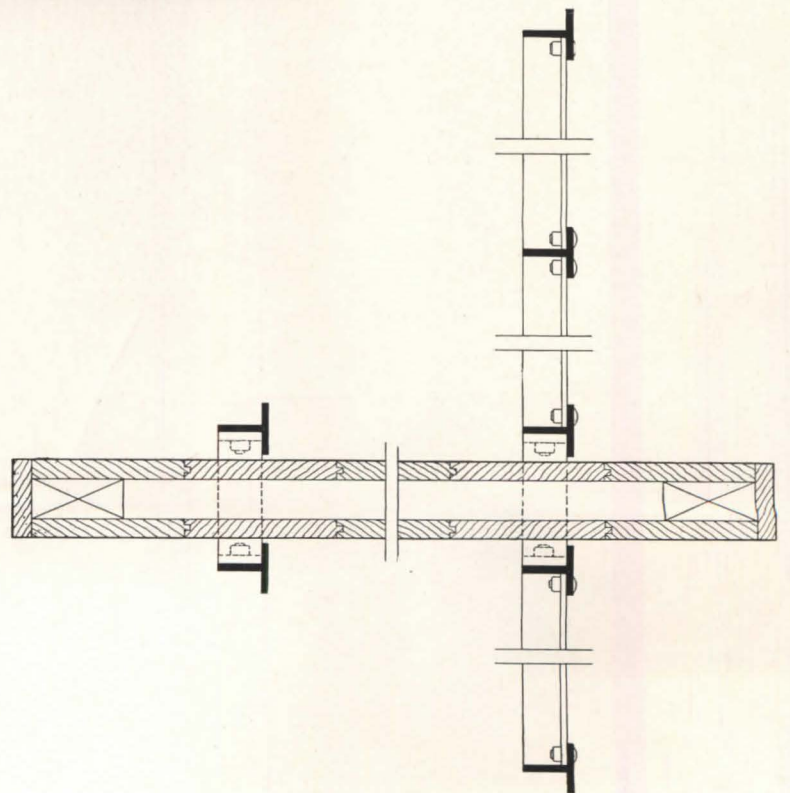
This ingenious checkerboard of upholstery samples, on sliding square panels, replaces the usual hinged frames, conserves room space, facilitates comparison. Drape materials hang naturally on a rod along the adjacent wall



Sofa group shown on this page is on the opposite side of the cherry screen from Saarinen's chair shown two pages further back. Across-page is seen that part of the room which is at the extreme right of the general plan (page 95). Light gray cotton shag rugs help keep the floors light and "blond" in tone, keep the space bright and high in key, add a natural and simple texture, linear in its character

9

Cross-section shows the extreme simplicity of the construction in the skeleton screen and cherry panel which form the cross in the middle of the large room, dividing the open space into areas, each of which has its own identity though all subtly cohere as parts of the big space





“WITH A FINE ITALIAN HAND”


House of Italian Handicraft, New York

Gustavo F. Pulitzer, Architect

OBJECTS displayed in this converted 3-story “brownstone” house are not mass-produced. They are originals done with a fine Italian hand. Most are chosen for special suitability to quantity copying in America, under license, in the manner of a Paris dress.


In keeping with this handicraft aim, so different from

the pure quantity-production concept of an American firm such as Knoll (see preceding pages), the architect has relied for background on a hand-tailored curved wall, on mosaic murals, on special materials and devices, rather than a play with simple mass materials such as string and metal bars. Both kinds are contemporary.




The House of Italian Handicraft is an effort to help Italians manage recovery by doing what they do best, not the mass-produced object but the model, highly refined. Display is to the trade. The reception room, seen on these two pages, is important.

The entrance foyer, as seen from the room (right), is largely transparent, does not visually subtract much of the precious space from the room. As seen from within (bottom of page), its plate glass panel is contrived not only as a show window but also as an inviting peep upstairs; while the glass door directs the entrant straight, and pleasantly, to the receptionist



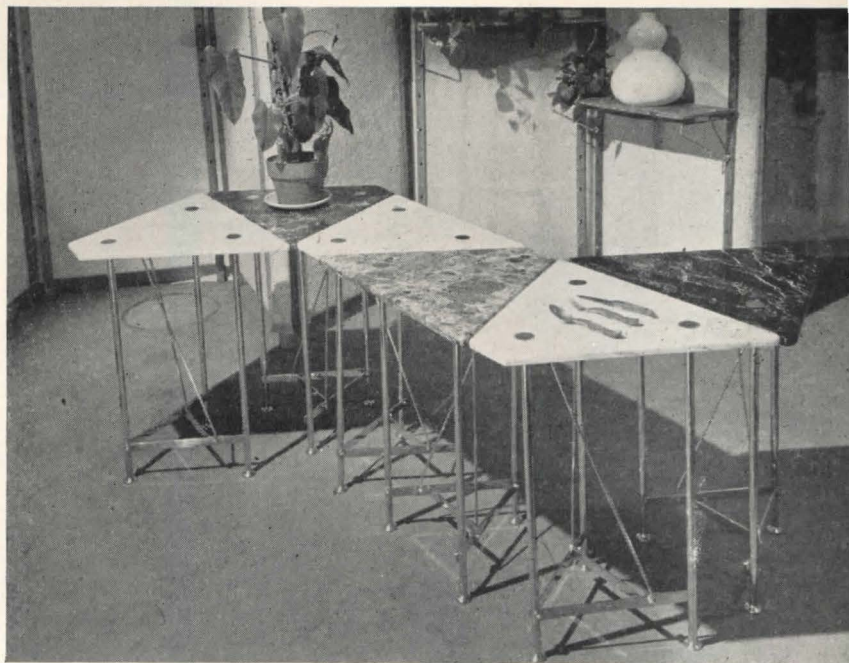
Ben Schnall Photos



A fine-feathered modern rococo characterizes this "patio" designed by Fabrizio Clerici and assembled in Italy. The object in the center of the room is a multiple bird-cage, like something out of a surrealist painting, the cubicles bounded by a variety of metal screens, extruded lath, mirrors (for birds needing company), clear and tinted glass. The prints on the walls, by Piero Fornasetti, are black on lacquered wood; and the pink or yellowish shell frames give a delicate *recherché* tone. Wall panels of woven natural straw add another subtly soft note. The shuttered panel barely visible behind garden chairs at extreme left of top photograph is an attempt at a lighting fixture as big as a window and suggesting one




Hans Van Nes Photo




Functionally modern arrangement upstairs by Rogers and Gardella shows surprising agility. Especially successful is the solution for a low-scale cushion chair (same designers) usable singly (bottom photograph) or back-to-bottom in pairs (see left above). (A leather strap, missing from pictures, prevents collapse of back.) Another ingenuity is the portable stand-lamp (see below). Polished stones,

permanently scattered in the room close to walls, are drilled so the light-weight tubular standard can simply be dropped in, and the lights plugged in, wherever light is wanted in the room. Note that the triangular rugs, modular, vari-colored, echo the interchangeable tables (see top, right) with their brass legs and characteristically Italian tops of marble in many patterns

Foto Fortunati





Drawings by Don Reiman

CONTRIVED FOR CONVENIENCE AND COMFORT

House of Mr. & Mrs. Robert Wile, White Plains, N. Y.

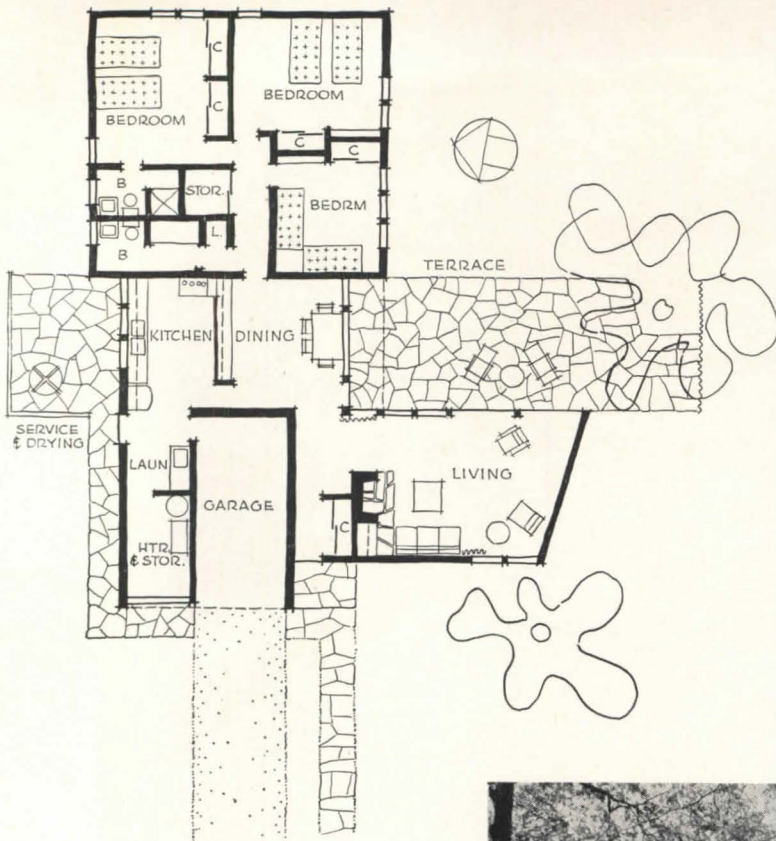
Sanders and Malsin, Architects

IN THESE days of hard-or-impossible-to-get servants, the Wiles wanted their house to be easy both to live in and to keep up, an open uncluttered place, economical of time and effort as well as dollars. Because of its open flexibly-planned living areas and its spacious glass walls (to the east in the living room and to the south in the dining room), the house seems larger than its dimensions would indicate. Living and dining areas expand toward the morning-sun-catching terrace while the solid south wall of the living area is angled to broaden the garden vista while still insuring privacy. Much of the charm and

"warmth" of the interior is due to the color, grain and texture of the plywood walls. All walls, both interior and exterior, are of plywood, glued, butt-jointed. Step-saving convenience is contrived in the compact centralizing of the kitchen and services — laundry, garage, heater and storage. Straight line plumbing serves baths, kitchen, laundry, and heater. Copper tubing in the plaster ceiling provides radiant heating controlled by thermostat. The roof drains toward the center, eliminating gutters and external downspouts. Credit for excellence of construction goes to the Sterner Building Service



Trees provide shade from the summer sun so no broad eaves or wide roof overhangs were necessary. Winter sun is welcome. Grain of the exterior plywood has been rubbed with white paint and produces a pleasant rose tint. Stock aluminum windows were used throughout





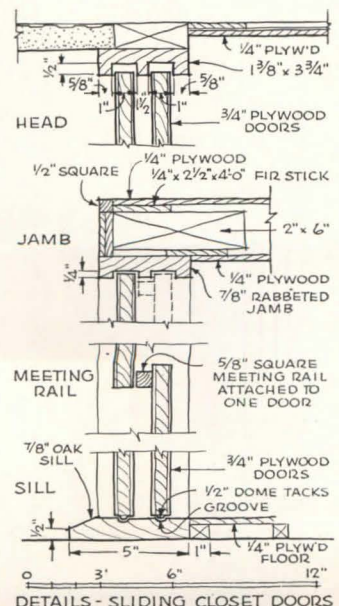
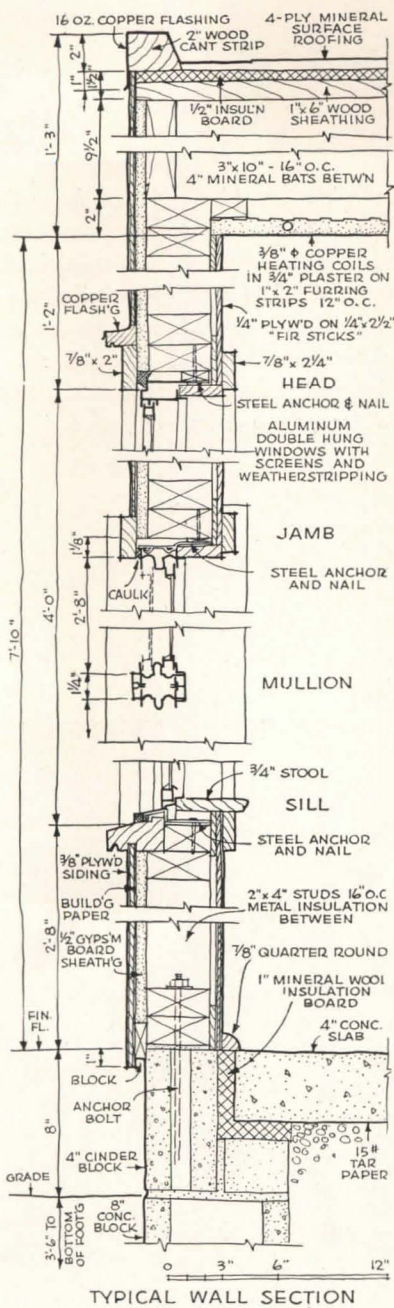
The plan provides privacy from the street and openness toward the terrace and garden. An ample coat closet flanks the entrance hall. Ceiling-tracked curtains can be drawn to enclose or expand the various areas. Bedrooms are well sound-isolated from the living room and closets and storage are conveniently placed

Stowell Photos



The glass of the living room's east wall reflects the sunlight and shadow of the bedroom wing. In summer the terrace is shielded by the living room from the late afternoon sun. The door opens out from the dining room to the terrace






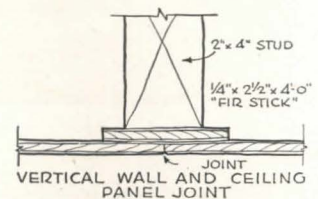

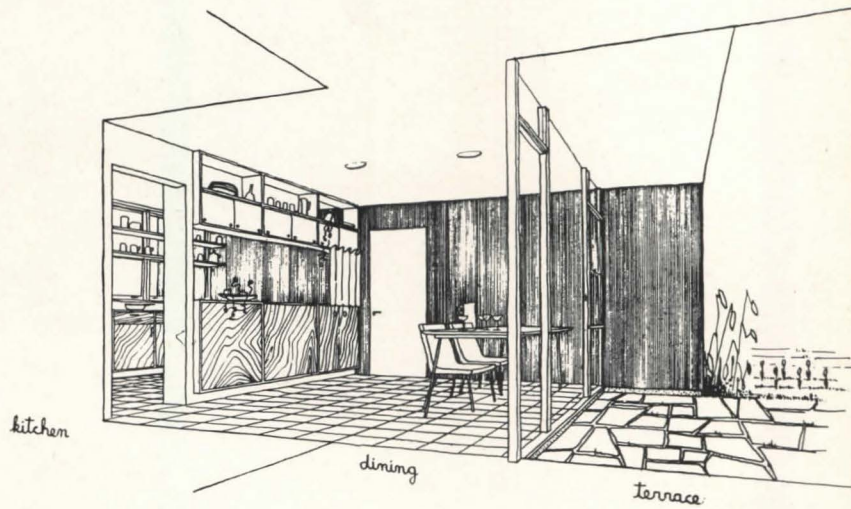
Stowell Photos



Right: details were carefully studied for simple efficiency and economy of materials and labor. Walls and ceiling are insulated. Top: wood for the fireplace is handy under the bookshelves. The rich brown of the plywood walls contrasts pleasantly with the white of the fireplace and the colors of the upholstery. The curtain can be drawn to complete the fireplace wall. Above: the venetian blinds of the bedroom-study cast shadow patterns



The south wall of the living room is splayed to embrace the view of terrace and garden. Right: sketch showing the pass-cabinet-wall which saves steps between kitchen and dining room. Dining table can be placed (and usually is) next to counter for utmost convenience. Ceiling down-lights are arranged for either dining table location. Below: the well-equipped kitchen with its cabinets, shelving, and pass-cabinet (with wood-slat curtain)



Hedrich-Blessing Photos

The Ohio State University

Dr. Howard L. Bevis,
President
Dr. Charles A. Doan,
Dean of the College of Medicine
Dr. Wendell D. Postle,
Dean of the College of Dentistry

**Ohio State Department of
Public Works**

George B. Sowers,
Director

**Ohio State Department of
Health**

Dr. John D. Porterfield,
Director

**Ohio State Department of
Public Welfare**


Charles L. Sherwood,
Director

**Skidmore, Owings & Merrill—
Architects**

N. A. Owings, Robert W. Cutler,
Partners in charge
Edward A. Merrill,
Project Manager
Andrew J. Brown,
Structural Engineer

**Edwin A. Salmon—
Hospital Consultant**

**Samuel R. Lewis and Associates—
Consulting Mechanical Engineers**



THE idea behind the expansion of the Colleges of Medicine and Dentistry at Ohio State University is to develop a major medical center for the state of Ohio. It was felt that the state's comprehensive program of teaching, medical research, and treatment of patients in the various educational, health and welfare institutions required a center which would lead and correlate these three functions of medical service. Each of the cooperating agencies will be benefited by avoiding necessity of duplicating facilities and by having available the specialists on the others' staffs.

Architectural planning for this expansion has been on both a long-term and a short-term basis. On the long-term basis, areas on the campus have been reserved and provision for utilities made for all buildings contemplated. Arrangement of buildings to be erected in the


first phase is such that later buildings can tie in logically with them. The short-term program, representing only those functional elements which were most urgently needed and which could be constructed under existing appropriations, was governed by the premise that at any stage of the development, the plant must be self-sufficient, without dependence on future buildings for efficient operation.

New buildings to be erected in the first or short-term phase are a 600-bed University Hospital, College of Dentistry building, 300-bed Tuberculosis Hospital, and 140-bed Receiving Hospital for mental patients. Later stages of the program will include an Out-Patient and Medical Research Laboratory building, Animal Research Institute, Medical Library, Auditorium, and at least two additional hospitals of 200-300 beds each.

Skidmore, Owings & Merrill

Architects

MEDICAL CENTER FOR OHIO STATE UNIVERSITY




Existing University facilities have been incorporated into the program. These include Hamilton Hall, the present teaching unit of the Medical and Dental Colleges; Starling-Loving Hospital, the present 300-bed University Hospital; other teaching facilities available to medical students, under the University's non-professional departments; and the service facilities such as laundry and power plant. Upon completion of the new University Hospital, Starling-Loving Hospital will be converted to general Medical College uses.

Progress to date includes the start of construction of the 600-bed University Hospital and the College of Dentistry building; contracts awarded on the Receiving Hospital; bids to be received this fall on the Tuberculosis Hospital; and working drawings completed on the Out-Patient Clinic and Medical Research Laboratories.

Site

The logical site for the Medical Center was the Ohio State University campus — first, to use the University colleges as the nucleus for expansion into the Center; second, to locate the Center in Columbus close to the headquarters of cooperating state departments; and third, to make use of the available areas allocated for expansion of the University's facilities.

The Center's location at the southwest corner of the campus permits access to the hospitals from the city of Columbus on the south, separate from campus traffic. The site includes land adjacent to Neil Avenue at the general level of the campus buildings and extensive areas of lower land lying west toward the Olentangy River. Some filling will be necessary to utilize this part of the area. After full consideration of alternate loca-



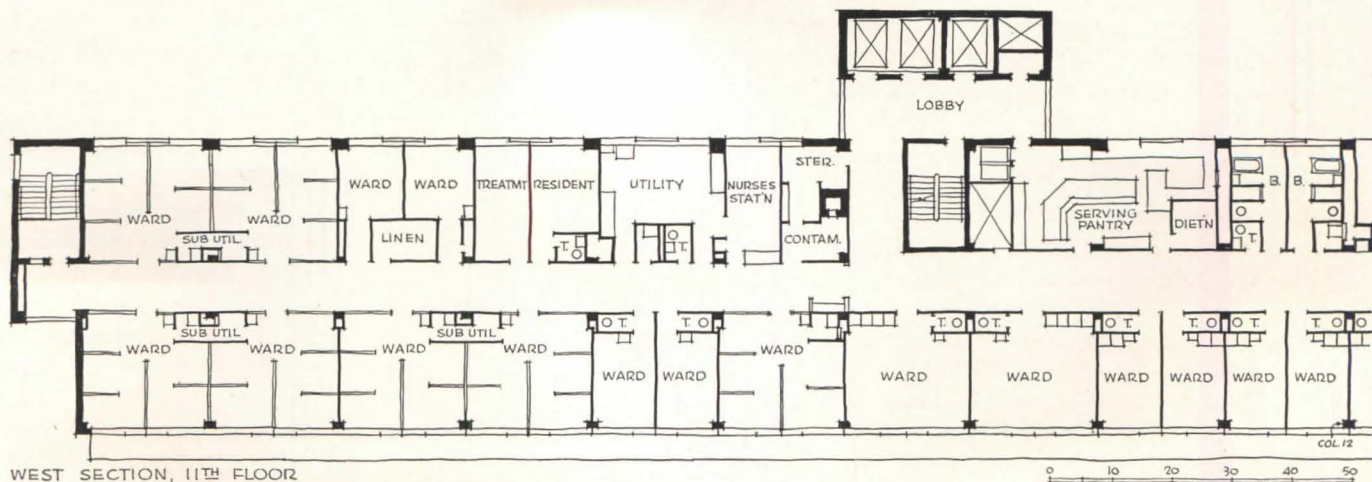
Model includes only the buildings in the immediate program, shown here in relation to existing medical buildings


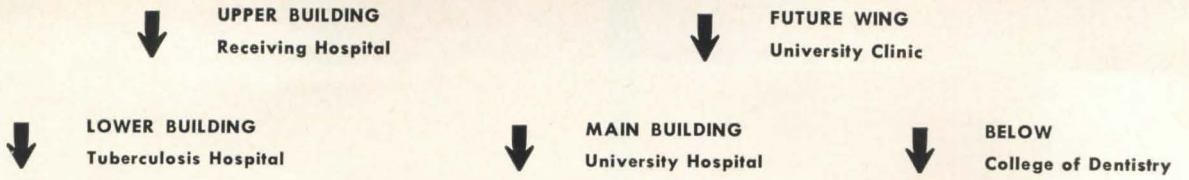
tions, the buildings were finally placed well toward the east to reduce the total amount of fill, to maintain closer coordination with existing buildings, to reduce the length of service connections, and to leave available for recreation purposes the meadows along the river and adjacent to the athletic plant.

Two major considerations in planning were orientation and separation of public and service circulation. The location of the buildings permitted a generally east-west alignment and the orientation of practically all of the patients' rooms in the three hospitals toward the south for maximum sunlight. Adjacent buildings are low and these rooms will get unobstructed sunlight

and air. The use of a projecting canopy over windows cuts out the high and hot summer sun while permitting the low-lying winter sun to penetrate far into the room. On a typical nursing floor, then, each hospital will have a series of wards along the south side of the building while the service rooms with good work light will be to the north with the stairs and elevators.

The final site chosen involved a fortunate slope in ground level which facilitated planning of circulation in the University Hospital. It made feasible the locating of emergency and service entrances on the ground floor at the west end, separated from the visitors' and students' entrance on the first floor at the east end of





Hedrich-Blessing Photos



Model including also buildings to be added at a later time, University Clinic, Research Laboratories and connecting buildings

the building, thereby separating two traffic flows which have no relation to one another. Correspondingly, the elevators are divided into two groups to allow a separate and coincident handling of service and visitors, greater control and convenience.

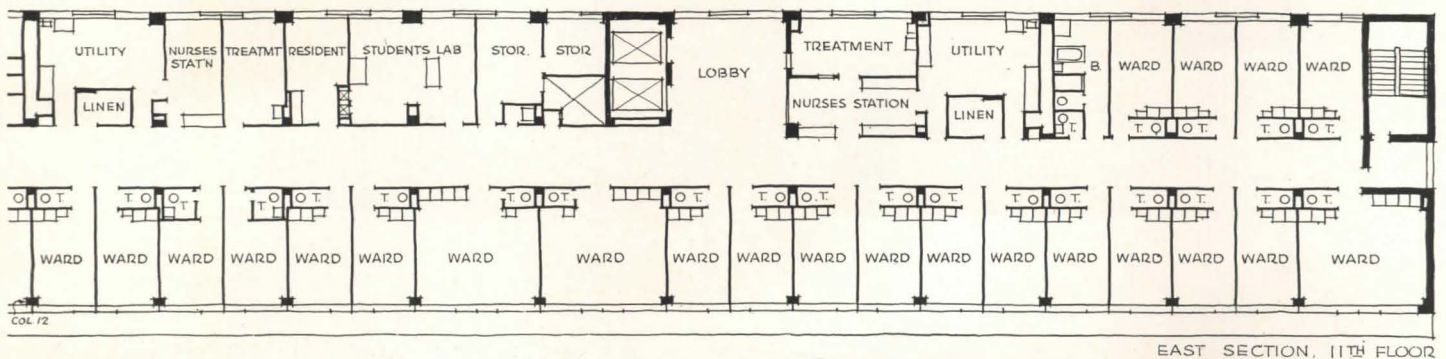
The administration of the various buildings in the program is under separate college or state departments, but all will be a closely coordinated part of the Medical Center. The University Hospital will provide food from a central kitchen and make its laboratories, Physical Medicine Department and operating rooms available to the staffs of other hospitals. These in turn will add several hundred patients to the number available to the


University for teaching and research. The net cost per bed for all the agencies is considerably lower than it would be if each were required to have completely autonomous service facilities.

Plan of University Hospital

The University Hospital, the first element of the program to go into construction, is a single line building with ground floor and 11 stories. The width of the building was determined by conditions on a typical nursing floor. Operating rooms, however, requiring greater depth, resulted in the operating floor projecting 4 ft. beyond the line of the building, or to the limit of the

One of the nursing unit floors in University Hospital

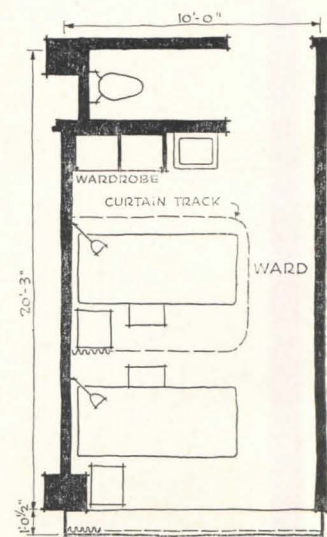
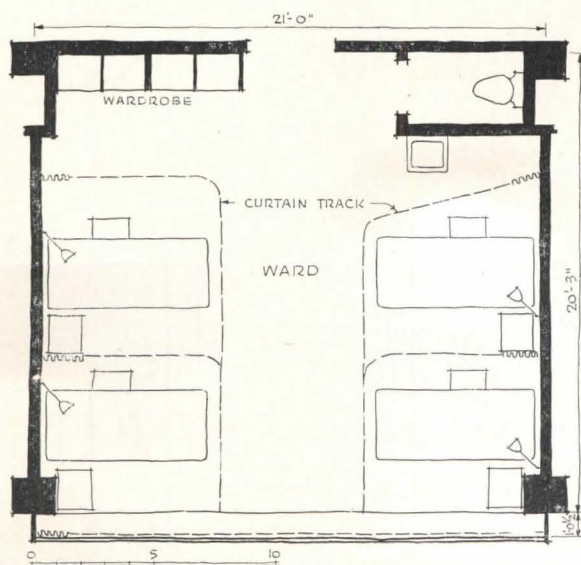





sunshade. The length of the building was determined by the typical nursing floors consisting of three nursing units of approximately 30 beds each. Except for a few rooms for certain patients to whom light and sun would be detrimental, the majority of wards run continuously along the south side of the corridor. This straight alignment of wards, with the three nurses' stations placed on the opposite side of the corridor at equal intervals,

permits flexibility in assignment of beds to each station allowing the work to be equalized by amount of care rather than by the number of patients in a unit. Beds are proportioned on the basis of approximately 11 per cent in single rooms, 50 per cent in double rooms, and 39 per cent in four-bed rooms.

Administration, central kitchen to serve meals to the entire group of buildings, laboratories, physical





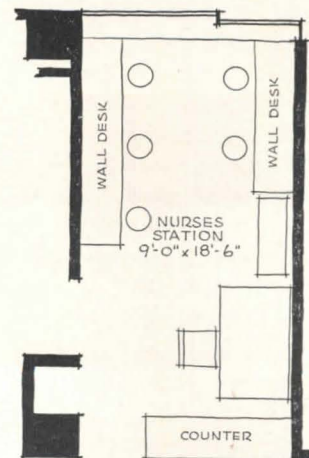
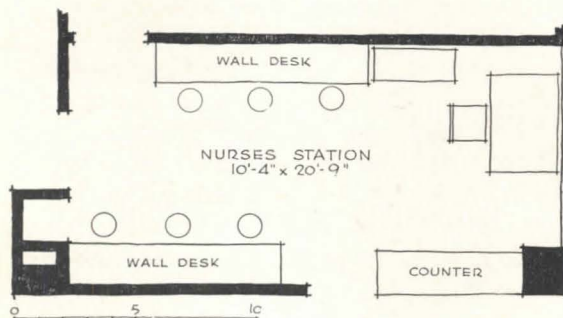
Hedrich-Blessing Photos



therapy, radiology departments, all of which will give complete service to the general hospital patients, are located on the lower floors, accessible to students and patients from adjacent hospitals without passing through the hospital wards. The upper eight floors are surgical, obstetrical, typical nursing, and isolation floors. Plans for the 11-story Research Clinic building contemplate a connection at each of the nursing floors in order that research may be carried out adjacent to the type of patient under consideration.

Plan of the Dental Building

This building, also now under construction, with full ground floor and three stories, is designed to take a future fourth floor for expansion. There are two major

entrances, one primarily for out-patients, the second for students and staff. The latter will lead into the future Out-Patient Clinic and Research building which will connect and serve both the Dental College building and the University Hospital. One 60-chair general clinic is provided on each of the two lower floors in addition to specialized orthodontia, oral surgery, and post-graduate clinics on upper floors.





Plan of Tuberculosis Hospital

The Tuberculosis Hospital, under the State Department of Health, will become a center for advanced research, special diagnosis and therapy, and treatment of acute cases. It will function as a part of the statewide Tuberculosis Hospital organization, referring patients to other hospitals throughout the state for extended treatment and receiving from them specially selected cases for research and teaching.


The building is laid out on a linear plan with two nursing units on each of the five upper floors with patients' rooms on the south for sunlight, and utility and service rooms on the north. A north wing, centrally located, provided space for special departments, including its own operating rooms, to avoid possibility of contamination by moving tubercular patients to the University Hospital, and its own specialized laboratories. Each floor includes a suite with fluoroscopic equipment in which the pneumothorax procedure may be accomplished. Provision is made for all material such

as food carts or laundry to be sterilized before leaving the building. Each nursing unit contains a day room with an outdoor porch in addition to the sun deck on the third floor. A future tunnel connection is planned to the State Department laboratories located close by.

Plan of Receiving Hospital for Mental Patients

This hospital, under the State Department of Public Welfare is, as its name implies, primarily a receiving hospital for diagnosis and short-term treatment. Patients are admitted on a voluntary, emergency, or referral basis. Those requiring extended treatment normally will be transferred to one of the other mental hospitals in the state. Special cases may be referred to this institution by other hospitals, and other cases will be retained for research and teaching procedures.

Also laid out on a linear plan, this hospital contains an administrative floor and three ward floors above the basement. Each floor contains two nursing units — one



for female and one for male patients. By floors, beds are allocated to mental cases requiring also medical and surgical care, "quiet" cases, and "disturbed" cases.

Special Features

The design and equipment of all buildings are based on latest developments in hospital procedures. Oxygen and suction outlets provided in each room in the University Hospital and in medical and surgical wards of the Tuberculosis Hospital will make treatment safer and more effective. Student laboratories are provided on each floor of the University Hospital for teaching purposes, and are connected to the central pharmacy by a dumbwaiter system.

Each room on the nursing floors of the University Hospital will be equipped with a sub-utility room, permitting each patient to retain in his ward certain of his own equipment such as bedpans, thus minimizing chance of infection and reducing nurses' travel.


On the operating floor is a clinical pathology lecture

room with an observation panel into one of the 12 operating rooms. One operating room is equipped with louvers in the ceiling through which color movies may be taken. This method of exhibiting operations permits editing and selection of material, well planned lectures by use of a dubbed-in sound track, better observation by means of telescopic lenses, and reusing pictures of significant operations.

Another special feature is a storage vault for radioactive isotopes.

Structure

The buildings represent a direct contemporary design leading toward achieving smooth functioning, design simplicity, and structural economy. A completely symmetrical column system resulted in substantial economy in structure and logical modules for the nursing unit floors. Certain laboratory facilities are housed in extensions to the north of the three hospital buildings where planning could be carried out without regard to



HARVARD REAFFIRMS AN OLD TRADITION

*Proposed Graduate Center, Cambridge, by Walter Gropius and The Architects' Collaborative**

HARVARD'S "YARD" has long been the envy of other American universities, for its fine historical buildings, its generally coherent atmosphere. Harvard's example has been cited in opposite ways: in favor of copying the fine old structures to get buildings that "match," and in favor of contemporary innovation, to get the enriching contrast that exists among such Harvard halls as sober, 17th-century Massachusetts Hall, Bullfinch's University Hall in 18th-century Georgian, and Richardson's 19th-century Sever Hall, which is pure Ruskinian, each contemporary to its time.

In projecting her Graduate Center, Harvard herself has chosen to try for an innovation like Richardson rather than to continue "matching" as she has during three decades; she has found her man in one of her own graduate schools, teaching. His name is Walter Gropius.

In October, President Conant announced plans to complete the Center in 1950, at an estimated cost of \$3,000,000, to house 600 graduate students and dine 1000, besides providing meeting rooms and recreational facilities. The Harvard Corporation has offered land and maintenance for the entire project, plus \$1,000,000 for a commons hall, conditional upon the successful raising of the balance by alumni or schools concerned.

(The new Center will house 600 single students attending at the Law School, Arts and Sciences, Design, Divinity, Education, Engineering, and Public Administration. Existing facilities, housing another 450 students, are to be refurnished and integrated with the new group.)

Confident that required funds will be raised, the University already has approved preliminary plans by Gropius and his younger associates of The Architects' Collaborative. Not only is this a rare example of a university in America turning to its own teaching staff for its own development, but there was also participation in the making of preliminary studies by third-year graduate students.

The purpose implied is in keeping with remarks of Joseph N. Hudnut, dean of the Graduate School of Design, on the Architecture of the Yard:

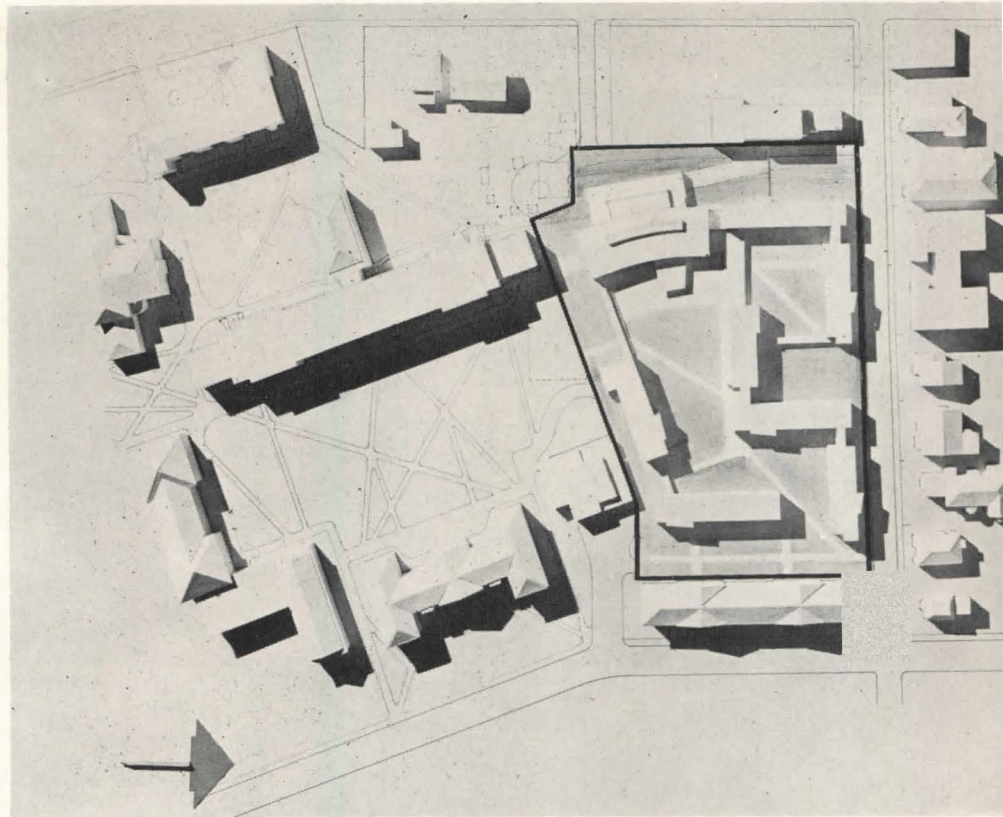
"The notion that Harvard's tradition is in some way integral to the eighteenth century and can be expressed in Georgian terms [is an] illusion. . . . The great

*Other Members: John C. Harkness, Norman Fletcher, Sarah Harkness, Jean Fletcher Benjamin Thompson, Louis A. McMillen, Robert S. McMillan


Detailed model (across-page) shows new buildings for Graduate Center, to occupy area enclosed in outline on site model (this page). New commons building (upper lefthand corner, opposite page) will dine 1000 students and provide meeting rooms and recreation. Dormitories will house 600 students of graduate schools. (Existing dormitories, now housing 450 students, will be refurnished.)

The new residential buildings will occupy Jarvis Field, at the north end of Harvard, now occupied by quarters for married couples in process of graduating.


In the site model on this page, the small buildings to the right of the proposed Graduate Center are private homes; other buildings, to left, belong to graduate schools, the largest being Langdell Hall (Law School)



In design of dormitory rooms the chief aim was to make possible re-arrangement either by screens, as shown in model pictures at right, or by future lightweight prefab partitions. Each student will have a desk, desk-chair, couch-bed, dresser, closet, bookshelf and a 7 by 4 ft. window



periods of Harvard surely lie in the seventeenth and nineteenth centuries. . . . The three buildings, Massachusetts, University, and Sever, representing respectively the seventeenth, eighteenth, and nineteenth century, have an unmistakable harmony which arises, not from materials, proportion, and decorative trim, but from a unity of intention and of method. In each, the pattern is developed from the thing to be done and from the idea to be expressed. That is the satisfying tradition of the Harvard Yard."





THEATERS

ARCHITECTURAL RECORD'S BUILDING TYPES STUDY NO. 143

A NEW ARCHITECTURE FOR THE MOVIE THEATER



Raymond Loewy Associates

THE moving picture theater, now just about entering its second generation, looks to be due for some changes. The new generation will have to improve on the old, or the race may find itself dying out.

For science is right now giving the movie industry its worst scare since the movies began, with television making movie patrons "stay home in droves." The theater will have to, and should be able to, enlist science in its own behalf, and there are indications of important changes in the concept of a theater.

These changes should prove to be directly within the bailiwick of the theater architect. They certainly will not be mere dolling up of the theater; in fact they will probably be strictly in the functional order. And the progressive architect, with his eye on purpose and with science at his elbow, should be just the man for the job.

The basic weapon of the theater is "theater". The race with television will eventually settle down to a matter of real entertainment values, of dramatic impact of offerings, of intensity of illusion created.

Here the theater is still out in front of television. Its task is to remain ahead, to heighten its dramatic quality, to lure the television owner out of his home for better entertainment value.

So far the television set provides sight and sound, but not much "theater." It has caught on and is rapidly gaining new converts, but it is still an amazing new scientific toy. One still sits in a living room, amidst all the distractions of the home, and sees his show on a

little screen. It is fine for sports and news events and perhaps style shows, but not for dramatic entertainment. As one man said recently, "I bought a television set almost a year ago, and hadn't been to a movie since, until last night. I guess I had forgotten how good the movies were."

Well, the movies are good, but they will have to be better. And while much of the improvement will have to come from Hollywood, the final battle will be in the local movie house, which must be redesigned for a better dramatic value.

To Free the Movie Art

Suppose, for example, that the movie industry were to accept a progressive suggestion that comes from the theater architect, Ben Schlanger. He points to the restrictive effect of a picture always of the same proportions, the same size, always seen in a dark frame. Why not, while reaching for dramatic impact, break completely away from this photo-album prison, and make the screen a fluid medium of art?

One step he suggests is to increase its size; it could easily be made 20 or 25 per cent larger. Already, it will be noted, there is a major change for the theater.

The larger screen would not mean simply a larger frame. The frame would be eliminated. In making the picture, the cinematographer would assume freedom within the larger area to use whatever picture size — or picture shape — best suited his subject matter. He

might spread his picture to full width for a great mob scene, or for a chorus line. He might vignette a more intimate scene at relatively small size. The canvas broadens or closes in, brightens or darkens with its subject. Or the scene might move across the screen *area to heighten* the illusion of motion, which now is achieved only by having the background in motion.

To understand the effect on the theater itself, it is necessary to look into the vignetting idea. A year ago Ben Schlanger told the Society of Motion Picture Engineers:

"For the motion picture, where it may be better to present more realism, the vignette may well be a suitable representation of the peripheral portion of our field of vision. In real life there is no opaque masking frame in front of us all the time. The vignette is more like what one experiences visually.

"In still photography the vignette commonly fades to pure white at the extreme edges of the picture. This type of vignette would prove disturbing for the motion picture because of the competition created by stronger light at the edge. The vignette recommended here is one that diminishes the light value toward the edges of the picture. Light and color values seem to dim out in the visual peripheral. Colors do not change in hue, rather they seem to become grayer. The reduced light value proposed for the peripheral vignette is also the means of creating transitional light intensity between the bright picture and the picture environment. . . ."

Schlanger has even considered that the vignetted light might extend beyond the screen itself to the surrounding surfaces in the theater. Obviously, then, we

should need something different from the gargoyle proscenium arch of the first-generation movie house.



The lighting of the screen surround is an immediate problem, not waiting for the adoption of Schlanger's idea of vignettes. And so is the architectural phase of the auditorium as a housing for dramatic entertainment.

A florid architectural style only competes with the illusion on the screen; here certainly is a place for modern functional design.

Its functionalism might begin with a better surround for the screen, one which would contribute toward the solution of a really pressing lighting problem. Experts have told the RECORD recently that no movie theater in the country is well lighted.

The science of seeing tells us how violent are lighting conditions in the typical theater. The eye dislikes the brightness contrast of the lighted screen in the darkened frame. Schlanger's vignette idea would soften the contrasts around the screen quite naturally. But that could, and should, be done right now, with present films. Schlanger has used textured ribbed surfaces near the screen to pick up light in an automatic relation to screen light values. Another possibility is a dimly lighted background behind the screen and extending beyond it. Still another, presented in this Study (page 145), is keeping the auditorium better lighted while the film is running. The author makes what is really the first attempt to apply scientific lighting to the movie theater. Besides eye comfort, and therefore better illusion, better lighting would also improve convenience, simple safety, and perhaps propriety in the theater of today. Television

In the older theater the dramatic impact is diluted by florid auditorium decorations, by the fixed screen seen as a white spot in a dark frame. Ben Schlanger has suggested a vignetting idea in which the screen becomes fluid, the dark frame eliminated, the auditorium a neutral background. Picture size might be large or small, fixed or in motion, with lighted vignette edges adding dramatic impact



set owners quickly learn not to darken the room completely, for the same reasons. Now perhaps television is telling theater owners something they might well have known long ago.

Acoustics is another major area for theater improvement. And most theaters, while having an adequate level of projected sound, leave much to be desired as to quality, particularly as regards that "intimate" quality of sound which makes it seem to come from the screen. Here again the second generation movie theater, seeking to enhance its dramatic quality, might well profit from the science of auditorium acoustics, which has been developed largely since most movie houses were built. The article in this Study shows how much architectural design is involved in good acoustics, and how good acoustics are achieved.

Then, too, science has gone ahead in many other technical matters of design which can make their contribution to better theaters. Sight lines that permit the patron to see the action without being distracted by heads in front, air conditioning to make him unconscious of surrounding temperature conditions or even odors, seating to make him settle back comfortably to be entertained.

In considering the future of the movie theater, some have mentioned its community aspects, in the light of social appeal to lure the family out of the home. They are inclined to cite the social side of the old theaters of Europe, something that is still strong in the opera. Certainly the theater, even the movie theater of the modern age, is associated with "going out." And going out is not to be outmoded by the television set, even


though the set in the home is highly regarded as a means of keeping the younger generation off the streets. Probably the younger generation, nevertheless, will be loath to desert the familiar movie entertainment, and perfectly willing to be lured out of the home.


How much of the social side of the theater can be translated into design is not readily discerned. Obviously, however, there are many matters that bear on the appeal to the patron. The cheerful, bright theater marquee has always been a tradition of the theater, is still highly regarded by theater people. It can be vastly improved in design certainly, perhaps also in advertising appeal. The lobby and waiting rooms and washrooms might all be subjected to some scrutiny, now that patrons need to be lured instead of herded into the theater. All of these are clearly related to social aspects of the theater as an institution.

Perhaps also the new science of community planning may offer something to the theater. The movie house is a logical nucleus for an entertainment center that might offer many other varieties of amusement and social activities.

At any rate it is very clear that the theater architect will be giving a newly serious attention to the true function of the theater, and that will lead him into a new consideration of all of the sciences and arts that will add something to the quality of entertainment. The theater owner will be thinking of these things, too; he certainly will get over any idea he may have had that the function of the architect is to design a shell to cover so many seats. He will need the architect as never before.

In general one effective answer of the movie industry to the competition of television is simply better theaters, truly functional in design, using modern technology to heighten dramatic quality of entertainment. Theater in the Museum of Modern Art, New York City, Goodwin and Stone, architects





FACE AND FUNCTION LIFTED

Wareham Theater, Wareham, Mass.

William Riseman Associates, Designers



ONE immediate way for the movie industry to lift its face is shown in the three examples of remodeling on the following pages. The "Before and After" story of the Wareham, Strand and Astor Theaters, all redesigned by William Riseman Associates, is a fascinating example of what can be done with little money and much skill to entice the movie-goer when everything else fails.

By scrapping the dreary decorations of the original, superseding them with clean lines, pleasant materials,

good lettering and attractive display areas, the designers succeeded in turning a drab local movie into a smart and inviting picture theater. Most successful is the change in the entrance and in the auditorium (see next page). The stairway and passage interior is not quite so interesting in design as the rest. However, the patterned carpet presents easier maintenance problems than a one-color flooring. The whole atmosphere of the theater has been vastly, and profitably, lifted from the banal.

The changes in the auditorium have been less radical than these pictures seem to indicate. The distracting wall decorations have been removed and plain wall surfaces now direct the eye toward the screen. In place of the old and inefficient central-aisle scheme, the designers have provided a two-aisle layout to provide a maximum number of desirable center seats, as well as for better circulation. The lighting appears to be somewhat low in intensity, and not sufficiently general—not a very serious fault in so small a theater


The old Warr Theater façade was removed in its entirety, replaced by the strikingly handsome stone, wood, glass and flagstone entrance at the left



George M. Cushing, Jr. Photos



Recessed ceiling spots turn the entrance lobby into a friendly island of light



George M. Cushing, Jr. Photos

The fascinatingly overdone auditorium (below) turned the stage into a minor side-show. Now the screen is the center of focus, as it obviously should be (above)


MAINSTREET CLEAN-UP

Strand Theater, Hartford, Conn.

William Riseman Associates, Designers



THE Strand Theater in Hartford represents a much more radical overhauling than the small Wareham Theater. While the entrance marquee remains flashy and not too legible, the interiors have been revamped drastically to produce a pleasant and restful atmosphere. Most interesting in this alteration is the change in the auditorium, where a gaudy Arabian-Nights palace was turned into an efficient and simple theater.




The mezzanine in the rear of the auditorium is now a most striking architectural success. Most successful in this redecoration has been the revamping of the auditorium itself. By cleverly exposing the structure of the building and filling in the mezzanine walls with glass, the architects have achieved a beautiful dramatic effect. But the new setting for the screen, and its subdued lighting, contrasts most strikingly with the former pretentiousness and false "opulence" of this theater. The old Strand Theater might have been almost anything, including a circus. The new Strand is unmistakably a movie theater, and a very good one at that

Despite the continued "brilliant display" of the entrance, the overall design has been toned down and made a little more legible. Note the improvement in display facilities






The candy counter (above) is typical of the cleaned-up design, attractive and productive



In place of the gloomy, badly-lit stairs, the designers have provided a handsome access to the mezzanine, inviting rather than repelling

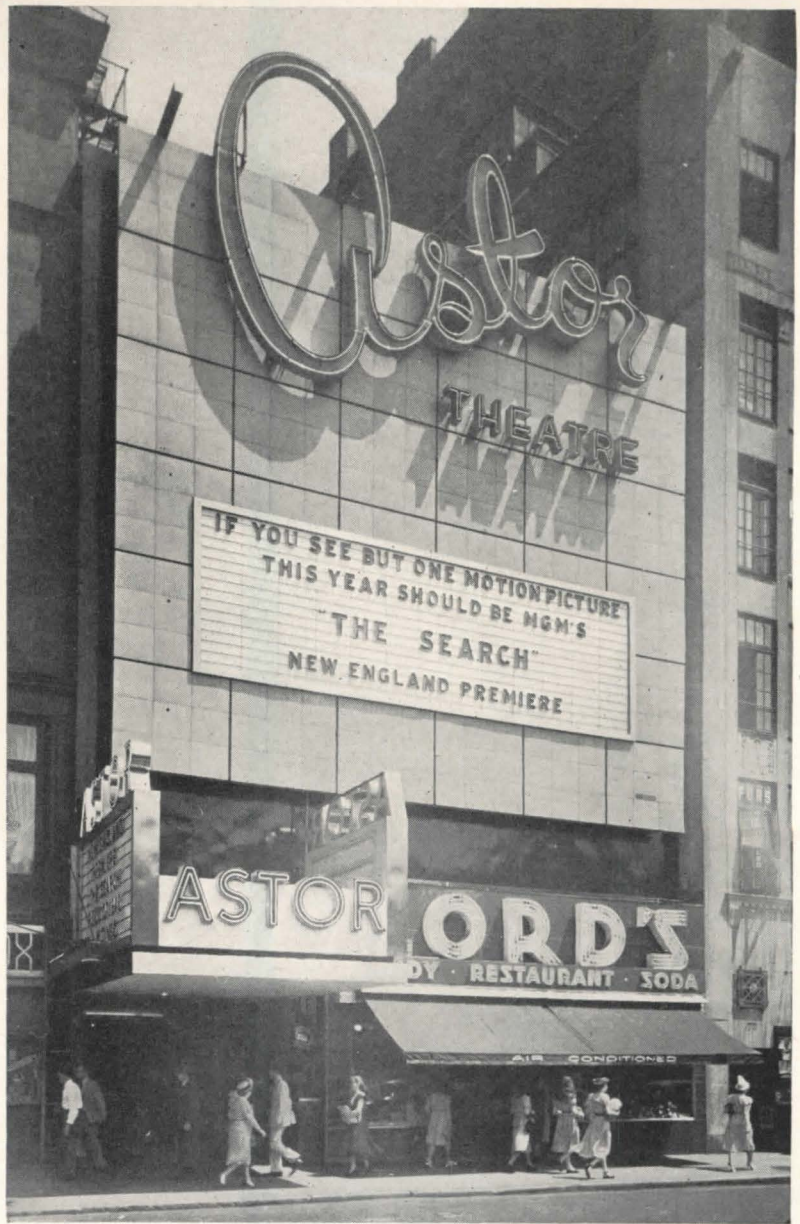
George M. Cushing, Jr. Photos



George M. Cushing, Jr. Photos



Although the lettering problem still remains to be solved, the new entrance is a striking advance over the old "design"



ORDER OUT OF CHAOS


Astor Theater, Boston, Mass.

William Riseman Associates, Designers

If you had approached the old Tremont Theater in Boston, in a moment of recklessness, you would have had great difficulty (1) in finding it; (2) in locating its entrance; and (3) in discovering what picture was being shown. In the new Astor Theater such a chaotic condition has been substantially cleared up. The entrance is visible. Its lettering competes moderately well with that of adjoining restaurants, dancing schools and stores. And there is no way of mistaking what movie

is being exhibited or where to find the entrance.

How great the change-over has been is clear from the "Before and After" views of the lobby (over-page). It is hard to reconstruct the bleak institutional interior from the photographs of the comfortable new lobby. This remodeling job should be valuable to movie exhibitors in showing what can be done to give both the new look and a new life to even the most outdated and uninviting old picture-house.



The use of fine wood, corrugated transite, indoor planting and subtle lighting makes it almost unbelievable that these two areas are identical. Compare the former candy stand with the new counter



George M. Cushing, Jr. Photos!



A THEATER DESIGNED WITH LIGHT METERS

Studio Theater, New York, N. Y.



Ben Schlanger, Architect


Gottscho-Schleissner Photos

MANHATTAN'S new Studio Theater is an experiment in reflected lighting. Its auditorium walls are left almost entirely undecorated, to avoid competition with the screen image. But though they are not decorated, the walls and ceiling surfaces around the screen are carefully slanted and textured to reflect the brightness of the screen image into the auditorium itself. Corrugations in the walls were designed at the exact angle that would reflect the light emanating from the screen to illuminate the seating area. Secondary lighting to maintain a low overall brightness throughout performances was cut down to a minimum.

One of the pleasing results of this scheme lies in the fact that the relationship between screen brightness and overall auditorium illumination remains constant, even if the scenes projected are of low light intensity. Tests are now being made to determine the success of this highly promising lighting design.

The seating arrangement is not very unusual, with a stadium-type layout in the rear. It is interesting to examine the slight irregularities in the seating pattern, caused by Architect Schlanger's analysis of sight-lines from each individual seat. To adjust the seating pattern to the requirements of unobstructed vision, odd-sized seats have been used occasionally together with chairs of standard width





A LUXURY THEATER DESIGNED LIKE A CLUB

Park Avenue Theater, New York City

William I. Hohaus, Architect & Engineer


WHEN this luxury theater was first built, it was intended to have the character of a private club, with reserved tickets obtainable by subscription. For practical reasons, this policy of exclusiveness was abandoned early in the game, but the club atmosphere remained.

The entrance marquee is extremely simple, and lacks the vulgarity usually associated with movie houses. Since the Park Avenue Theater is a specialty job, with an exhibition policy that concentrates upon exceptional movies, it is not necessary to provide advertising signs that spell out the name of the current show. The customers know that the picture is likely to be good, and display cases at the entrance give additional details.

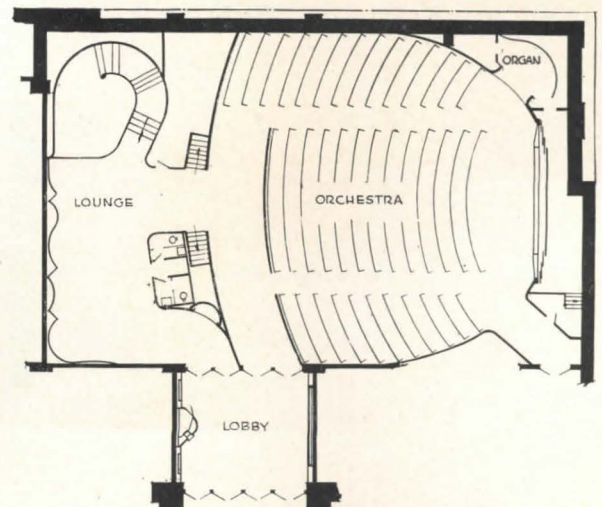
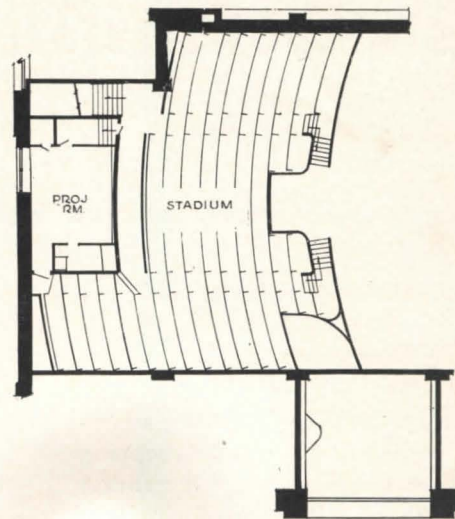
The entrance lobby itself is simple and spacious, and the inside lounges are more lavishly decorated. Nevertheless they are relaxing, quiet and pleasant.

In the basement there is a comfortable lounge where coffee is served and where customers can watch the latest television programs while waiting for the picture to start. Here again the club atmosphere has been successfully maintained.

The auditorium is remarkable in several respects. First, the seating is unusually comfortable, and the rows of seats are spaced far apart. In the mezzanine there are 125 love seats which, according to the architect, accommodate "two people in parlor comfort."



Gary Wagner



The seating plan is carefully worked out, and seats are staggered and placed at an angle to the screen. Hearing aids are provided for those who need them.

The theater is serviced by a 60-ton air conditioning system, supplemented with sterilamps. The lighting is well developed, and seats are easy to find even when the auditorium is darkened for the showing of the film. The shape of the auditorium was controlled by the existing structure and this accounts for the perhaps excessive width in relation to length, involving an excessive sight angle for some seats. The theater demonstrates that the feeling of luxury can be attained without resorting to exuberant ornamentation.



CENTURY'S MEADOWS THEATER, Fresh Meadows, New York

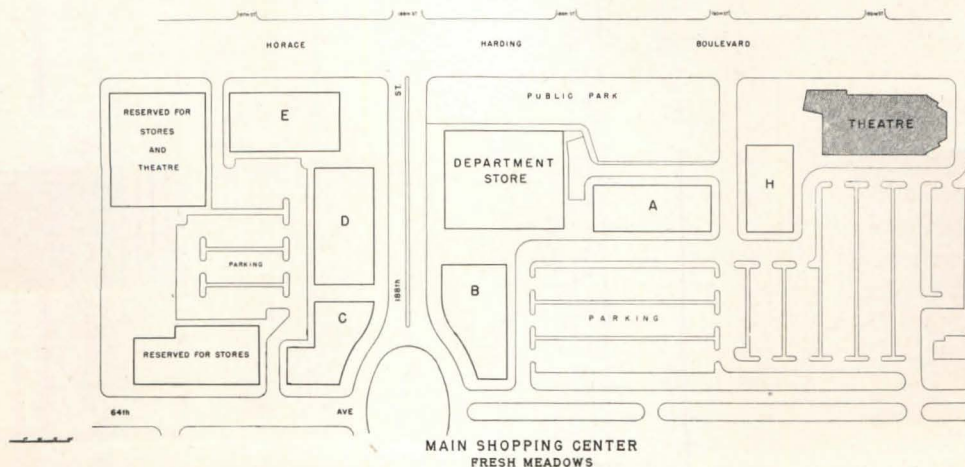
New York Life Insurance Company, Owners


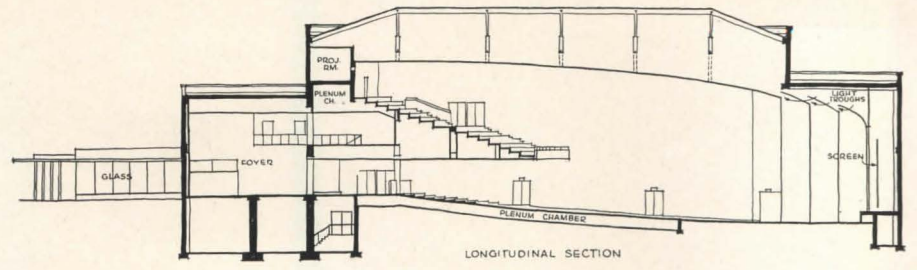
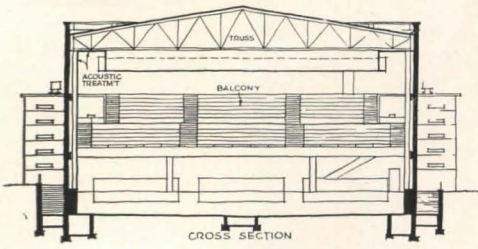
Voorhees, Walker, Foley & Smith, Architects & Engineers

John J. McNamara, Consulting Architect for the Tenant, Century Theaters

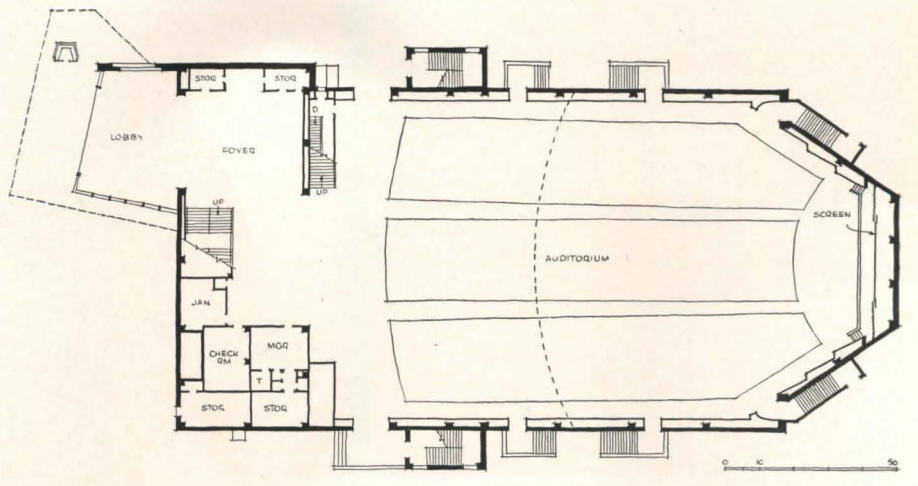
IN its planned community, the New York Life Insurance Company has provided a complete shopping center, with various types of stores and, naturally, a large and well-designed theater. The location of the theater in the shopping center was carefully studied to provide maximum convenience for its patrons. Located


on a main traffic artery, it also adjoins large parking areas which serve the stores during the day. The free-standing building is well situated for visibility and for approaches without being in a position to cause any congestion. The theater provides 1600 seats on the orchestra floor and 500 seats in the balcony.





The perspective of the interior of the auditorium shows the interesting lighting scheme which is further explained on the diagrammatic transverse section above. The hung ceiling with flush down lights has wide covers along each side for lighting the side walls. Transition of the ceiling to the proscenium opening is achieved with stepped lighting troughs. Separate circuits for performance and general lighting are provided. Border and footlights are controlled by a dimmer circuit. The shape of the ceiling and the pattern of the side walls are designed for acoustic efficiency and certain areas of the side walls are of acoustic materials





The ticket window wall at left is faced with granite veneer, standing display cases are aluminum framed, canopy is faced with aluminum

THEATER FOR WAPAKONETA, OHIO

George Theater

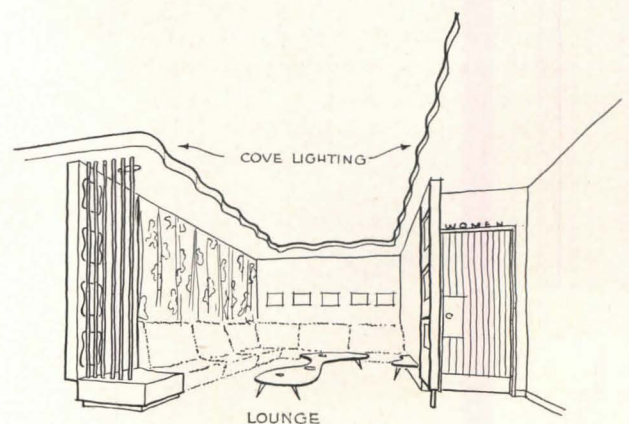
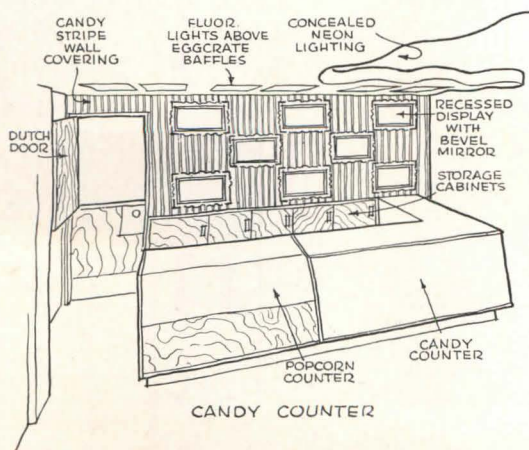
Lyman T. Strong, Architect

THIS remarkable little theater is projected for a town of 8000 inhabitants near Lima, Ohio. It will have 800 seats, and specialize in the showing of good movies. Judging by these drawings, the movies will have a hard time keeping up with the architect's work.

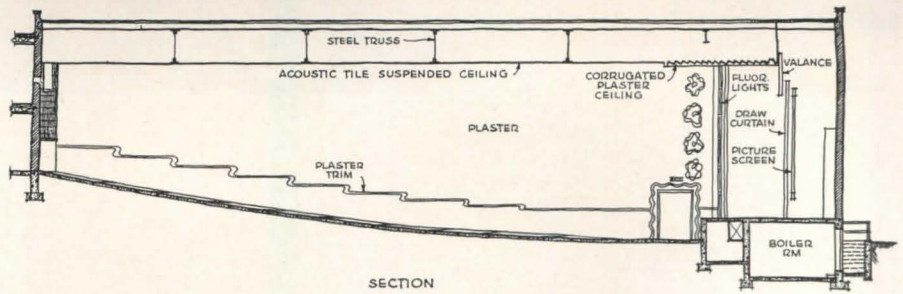
Most striking in the design is the neat and dignified manner in which the façade has been treated. While the front has been set back a little to permit pedestrians to

look at the displays without obstructing normal traffic, the aluminum canopy extends 7 ft. over the sidewalk. Apart from the pleasant lighting scheme indicated in the drawings, it is clear that the problem of marquee lettering has been given the most careful attention. The architect undoubtedly realized the effectiveness of a simple display scheme to draw attention in the neon-jungle typical of any American Main Street. Further-

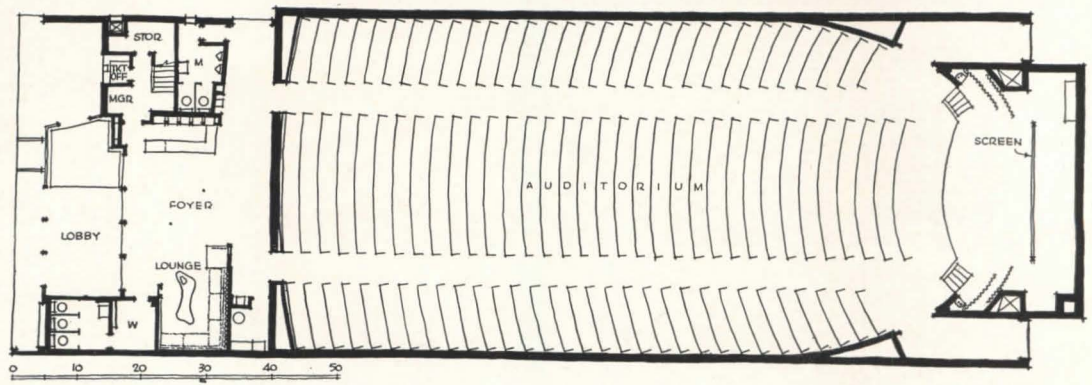
The Candy Counter has framed display cases set into the rear wall, and a bleached oak display and sales unit in front. Sketch of lounge shows provisions for exhibition photographs and small pieces of sculpture. Ceiling pinpoint lighting was designed to illuminate these



The plan of the entrance portion of the theater reveals a small lobby, entered from the outside through glass doors set in glass panels, and containing a candy sales counter, a small lounge, and the usual services. Detailing throughout is handsome and thoughtful, and recessed lighting provides a friendly atmosphere




The section of the auditorium (above) closely follows the existing grade lines. The curved concrete floor was designed especially for this theater's seating arrangement, and should not be taken as standard for any other design.




more, by setting some of his display cases at right angles to the traffic flow, he saw to it that passers-by would catch at least a glimpse of them. The inviting entrance lobby could be counted upon to do the rest.

The plan is extremely simple and adequate for so small a theater. In the seating arrangement of the auditorium, careful attention has been given to the sight lines. The auditorium is air conditioned and has radiant heating.





Hoyward Studios Photos



THE ATTRACTIVENESS OF SIMPLICITY

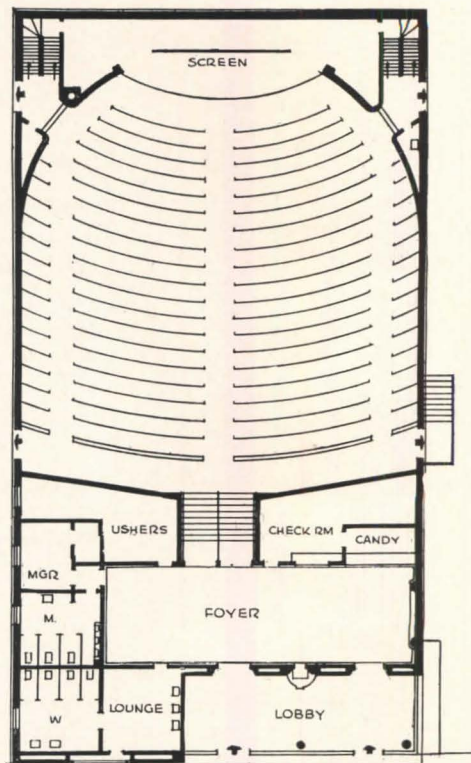
Avenue Theater, Montreal, Quebec

Luke, Little and Mace, Architects

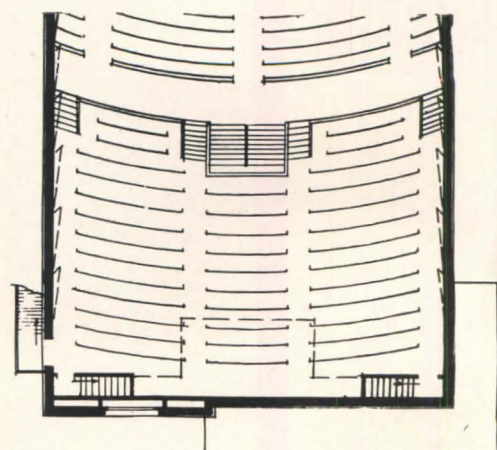
THIS unpretentious movie theater is located in a residential district of Montreal. Its simple and dignified design makes no attempt to run counter to the character of its neighborhood, and yet attracts its public.

Especially notable in this concrete frame structure are the effective canopy design, the plainly visible displays in the glass-enclosed lobby, and the straightforward stadium-type plan of the auditorium. The vertical, full-

height "window" on the principal façade unfortunately turns out to be elaborately unnecessary. The entrance foyer, with its flagstone floor, has a curved, sound-absorbent ceiling of flock applied to plaster. The auditorium interior is generally clean in design, although the decorative patterns around the screen may prove distracting. General lighting sources on the side walls are shielded from the audience.



MAIN FLOOR PLAN



STADIUM PLAN

ACOUSTICAL DESIGN OF THE THEATER

By Vern O. Knudsen* and Cyril M. Harris†

IN planning for good acoustics the architect will avoid errors in design if he sets up a check list of the necessary and sufficient measures to be taken. These steps, approximately in chronological order, are as follows:

1. The selection of the site in the quietest surroundings consistent with other requirements.
2. A noise survey to determine how much sound-insulation must be incorporated.
3. The arrangement of the rooms within the building.
4. The selection of the proper sound-insulation constructions.
5. The control of the noise within the building, including solid-borne as well as air-borne noise.
6. The design of the shape and size of each room that will insure the most advantageous flow of properly diffused sound to all auditors, and that will enhance the esthetic qualities of speech and music.
7. The selection and distribution of the absorptive and reflective materials and constructions that will provide the optimum conditions for the growth, the decay, and the steady-state distribution of sound in each room.
8. The supervision of the installation of acoustical plaster, plastic absorbents, or other materials whose absorptivity is dependent on the manner of application.
9. The installation of sound-amplification equipment under the supervision of a competent engineer, wherever such equipment is necessary.
10. The inspection of the finished building, including tests to determine whether the required sound-insulation, sound-absorption, and the other acoustical properties have been satisfactorily attained.
11. Maintenance instructions, in writing, to be left with the building manager.

ROOM DESIGN AND ACOUSTICS

The shape of a room is one of the important factors affecting its acoustical properties. Hence the determination of the most desirable shape is a problem that the architect should know how to solve.

Floor plan. The optimum ratio of length to width for a room is not a fixed number, but varies with the size and shape of the seating area; it also depends on whether a sound-amplification system is used. For most rooms, ratios of length to width of between 2:1 and 1.2:1 have been found satisfactory.

Circular and elliptically shaped floor plans nearly

always give rise to focusing effects, non-uniform distribution of sound, and echoes. The focusing defect is even more pronounced in elliptical plans. In both elliptical and circular plans, the acoustical conditions can be improved by addition of convex diffusing surfaces.

In order to bring a large audience as close as possible to the stage of an auditorium, it is advantageous to design a floor plan with diverging side walls. Reflections from these walls can aid in the establishment of a higher sound level at the rear of the auditorium, but these reflections must be carefully controlled. Path-length differences of 65 ft. or more between direct and reflected sound give rise to echoes. Path-length differences from about 50 to 65 ft. produce a blurring quality which may result in a lack of "intimacy," especially for auditors in the front seating area. Intimacy is a qualitative term used to describe the extent to which sound appears to come from the screen in a motion picture theater. If the included angle of the sound received by an auditor is small, then he will judge the auditorium to have intimacy. In this respect, reflections from the side walls are more significant than those from the ceiling, for one's ability to localize sounds in the horizontal direction is somewhat greater than it is in the vertical direction.

Elevation of Seats. Since an audience constitutes a highly absorptive surface, sound waves which graze it are greatly attenuated. Hence, it is good design in an auditorium, from a standpoint of hearing as well as seeing, to elevate the seats in order to provide a free flow of direct sound from the source to the listeners. A good line of sight will do this. It is advantageous to stagger the seats as well. The first few rows can be level since they will have a good line for both sight and sound. The higher the source is elevated, the farther back the level area can be extended.

Ceilings. The ceiling and walls should provide favorable reflections of sound, especially for the seats far removed from the stage. In some instances, the ceiling should also aid in the diffusion of sound. However, if adequate means of diffusion are furnished by the floor and wall surfaces, and no additional diffusion is needed by the ceiling, it may be utilized to the utmost for the advantageous reflection of sound. Lecture rooms and chamber music rooms are types of rooms in which a low, smooth, highly-reflective ceiling may be used to good advantage.

* Professor of Physics and Dean of the Graduate Division, University of California at Los Angeles. † Member of the Technical Staff, Bell Telephone Laboratories, Murray Hill, N. J. The text and figures are taken from a forthcoming book, "Acoustical Designing in Architecture," to be published next spring by John Wiley & Sons. NOTE: reproduction of text or illustrations is forbidden, except upon express permission by the publishers.

There is no simple (or even complicated) formula for calculating the optimum ceiling height of a room. Consideration must be given to the optimum volume. In general, the ceiling height of a room to be used for speech and music should be about one-third to two-thirds of the width of the room — the lower ratio for very large rooms, and the higher ratio for small rooms. If the ceiling of an auditorium is too high, not only will the volume-per-seat be excessive, but long-delayed reflections from this surface can be the source of echoes.

Ceiling splays in the front of a room, or appropriately tilted portions of the ceiling, can be devised so as to reinforce the sound reaching the rear parts of an auditorium. They serve the same purpose as do the front splays of the side walls. The law of reflection (angle of reflection equals angle of incidence) can be used to determine the most propitious angle of inclination. Similarly, a splay between the ceiling and the rear wall can be designed to reinforce the sound in the rear of the room, and at the same time to prevent echoes from the rear wall. This is illustrated in Fig. 1.

Concave surfaces such as domes, cylindrical arches, barreled ceilings, etc., should be avoided wherever possible, see Fig. 2. If they are required by the architectural style, as in a Jewish Synagogue, then the radius of curvature should be either at least two times the ceiling height, or less than one-half the ceiling height. If coves, bays, or other small concave surfaces are employed, their

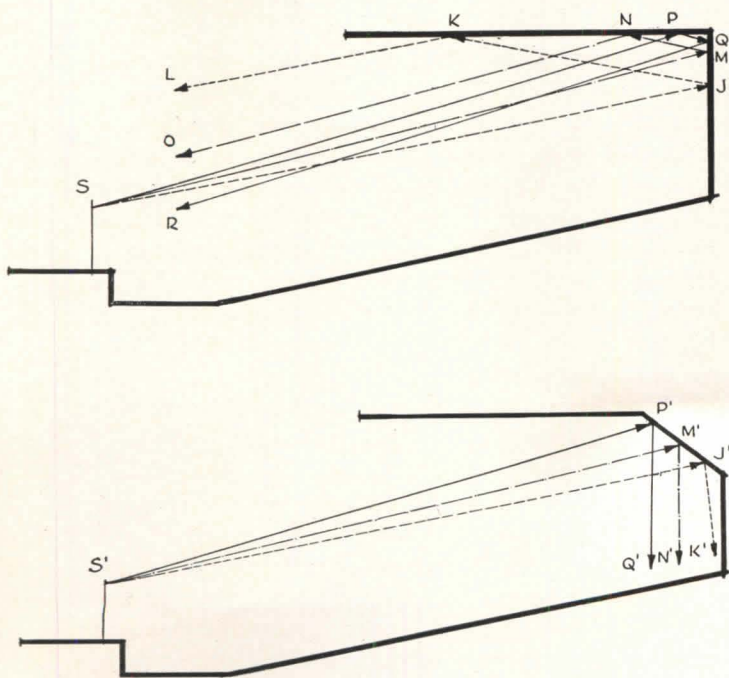


Fig. 1. Reflection of sound from rear surfaces of an auditorium, showing how a suitable ceiling splay can be used to prevent echoes from reaching the front seating area, and at the same time to reinforce sound for the last few rows of seats

radii of curvature should be quite small compared to the ceiling height. The most serious defects (sound foci or echoes) occur when the radius of curvature of a ceiling surface is about equal to the ceiling height.

In order to avoid flutter echoes, a smooth ceiling should not be strictly parallel to the floor. If the floor and ceiling are both smooth, level and highly reflective, the flutter between the floor and ceiling will be very prominent.

Side Walls. The side walls should reinforce the sound that reaches the rear parts of a large room. While the location of the walls is determined largely by the general contour of the floor plans, the angle that any portion of the surface of these walls makes with the center-line need not be, if splays are employed. The law of reflection can be used to determine the proper angle for the wall surfaces so that they will guide sound to those seats where the sound level is not adequate. The side walls should be designed so that the sounds they reflect to the audience will not be too long delayed. Some parts of the side walls may be suspected of causing echoes or unduly delayed reflections; this may happen in very large auditoriums. In such instances the suspected surfaces should not be smooth and reflective. Instead they should either be made "acoustically rough" to diffuse the sound, or they should be covered with highly absorptive material.

Flutter echoes frequently occur between the side walls. They can be avoided by a number of means: by diverging, non-parallel, or tilted walls; by splayed, or V'd, walls. Splays not only serve to prevent flutter, but they can contribute both to desirably directed reflections and to the diffusion of sound within the room. As little as $\frac{5}{8}$ -in. splay to the running foot will prevent flutter.

Rear Wall. In the design of all rooms, large concave rear walls should be avoided. Unfortunately, they are of common occurrence because it seems so simple and economical to most architects to have the rear wall following the curvature of the last row of seats. Walls having this shape are responsible for troublesome echoes and delayed reflections in many theaters and auditoriums. This is illustrated in the upper part of Fig. 1. Often these reflections from concave rear walls are concentrated in regions near the microphones of the sound-amplification system, causing feedback trouble and howling. These detrimental reflections can be converted into beneficial ones by introducing a ceiling splay between the ceiling and the rear wall, as shown in the lower sectional drawing of Fig. 1. Concave surfaces in certain situations can be made as effective as splays, and they are sometimes better adapted than splays to the general appearance of the room. However, unless properly designed, they can lead to focusing effects. In some designs, splays between the ceiling and side walls are useful in preventing long-delayed reflections and in directing advantageous reflections to the audiences.

If reflections from either a vertical or tilted wall are capable of producing echoes, the offending surface should be treated with absorptive material. There will still be some reflection from this surface but the sound

level is thus reduced so greatly that its detrimental effects are negligible.

Balcony Recess. Good design of a balcony recess usually requires a shallow depth and a high opening. For an auditorium or legitimate theater, the depth should not exceed twice the height of the opening. This permits sound to flow readily into the space under the balcony. Good design also requires that the reverberation time in the balcony recess approximate that of the main part of the auditorium.

By applying the above rules, it is possible to design the recess so that the sound level in this space is about the same as it is in other equally distant parts of the auditorium. However, if the opening is low and the recess relatively deep, the sound level will be considerably lower in this area, especially at the rear of the recess. In large auditoriums and theaters it is advisable to "break up" the rear wall in order to provide proper diffusion of sound throughout the balcony recess. A large unbroken concave rear wall always should be avoided, since it invariably gives rise to a non-uniform distribution of sound. Trouble of this kind also may arise from large vertical surfaces of glass in front of the standee rail. If the chairs are highly absorptive, as they should be, it usually will not be necessary to add any absorptive material to the balcony recess other than the absorptive material on the rear wall. If the chairs are not absorptive, it may be necessary to add some absorptive material to the soffit or side walls of the recess in order to provide the optimum reverberation in this space. When this is done it is desirable to distribute this material in panels, strips, or patches.

The balcony rail (front) should not be overlooked in working out the acoustical design of an auditorium. Since it is frequently a large concave surface having a width that is large compared with the shorter wavelengths of speech and music, the balcony front can give rise to an echo or "slap-back." By tilting this surface downward and making it convex it is sometimes possible to utilize the resulting reflections to increase the sound level at the rear of the auditorium. Otherwise, the front should be highly absorptive or have a contour such that reflections from it will be diffused and not concentrated in small areas.

Control of Reverberation. Sound which originates in, or enters, an enclosed space is repeatedly reflected by its boundaries. At each reflection, a fraction of the acoustical energy is absorbed. Nevertheless, the sound may persist for many seconds before it dies away to inaudibility. The greater the volume of the room, and the less absorption it contains, the longer will be the reverberation.

A limited amount of reverberation is desirable in most rooms. However, excessive reverberation is one of the most damaging and annoying defects that can be inflicted upon a theater.

The reverberation characteristics of a room can be controlled by the amount and placement of absorptive material within it. The total amount of absorption in a properly designed room determines the rate at which

sound will decay in it. Proper distribution of the absorption aids in controlling the diffusion of sound and also the nature of the time fluctuations of the sound during its decay.

The first step in planning the acoustical treatment of a room is to determine the optimum reverberation time (see *TIME-SAVER STANDARDS*, page 157) and to find the total number of square-foot-units (sabins) of absorption required to give this time. A large part of this absorption will be furnished by agents other than acoustical materials, for example, by the chairs, rugs, audience, walls, ceiling, etc. It is customary to assume that the size of the audience in an auditorium will be equal to two-thirds of the seating capacity. Then the amount of absorption that must be added is the difference between the total required units and the number of units furnished by the above-named agents.

The questions remain: Where should the material be placed, and what materials should be used?

As a general rule, the surfaces surrounding the stage should reinforce, by useful reflections, the "voices" of the performers, though on the other hand, the rear wall must be designed so that long-delayed reflections from it are prevented from reaching the audience. This requirement usually necessitates the use of a highly absorptive rear wall; the portion of the wall above the wainscot (the wainscot should extend not more than about one foot above the heads of the audience) should have an

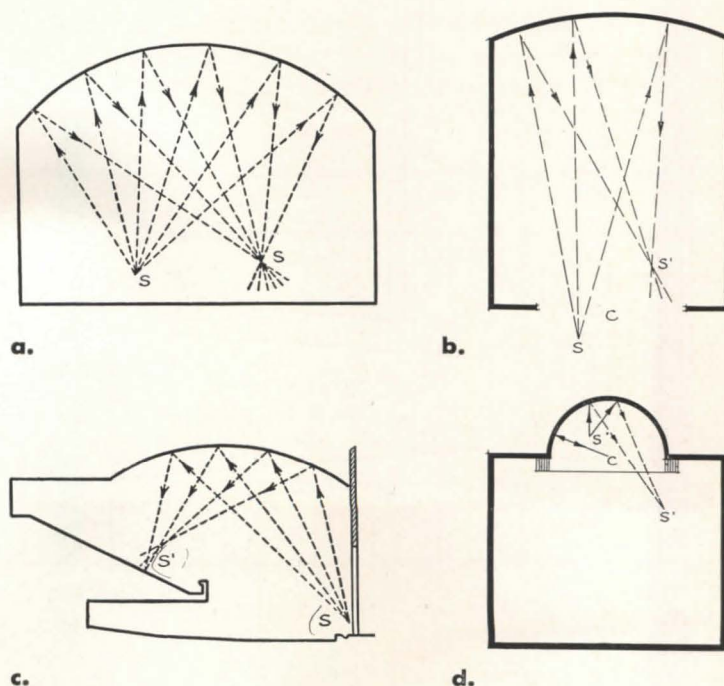


Fig. 2. (a) Reflection of sound from a barreled ceiling with a radius equal to the height of the room. (b) Reflection of sound from a concave rear wall. (c) Reflection of sound from a domed ceiling. (d) Reflection from a cylindrical wall behind speaker

average absorption coefficient in excess of 0.75. In auditoriums where the acoustical design indicates the desirability of tilting forward the rear wall so that reflections from this surface may be beneficially utilized, very much less absorptive material is needed and it should be applied in patches or panels. After allowances have been made for the rear wall treatment, the remainder of the required additional absorption should be distributed on the side wall — preferably in patches, strips, or panels having dimension of the order of 3 to 5 ft. The application of the absorptive material in the form of patches not only promotes diffusion but it helps to suppress flutter echoes.

It is important to choose materials that will provide the optimum reverberation time throughout the entire relevant range of frequencies, *not* at just one frequency.

THE LITTLE THEATER

In the little theater, the architect has an opportunity to design a structure that will embody the highest attainable standards of acoustics. If the seating capacity is limited to 300, the volume of the auditorium should not exceed 50,000 cu. ft. All seats are located on one floor, the rear portion of which should have a steep slope so that auditors will have good sight-lines and good sound-lines in all parts of the auditorium. The ceiling should not be more than 20 ft. high and should be left smooth. A highly reflective finish material will serve to direct the sound toward the rear seats. Diverging walls

are desirable but not as necessary as in larger theaters. The lower 8 or 10 ft. of the side walls should be of reflective material. The front portions of these walls should not be pierced with boxes.

The chairs should be upholstered with absorptive cloth, such as mohair, over deep porous padding. The absorption of each chair should be three to four square-foot-units (sabins) at all frequencies about 512 cycles, and two to three sabins at frequencies of 128 and 256 cycles. The reverberation time of the theater will then be nearly independent of the size of the audience. Even during rehearsals the reverberation will be close to the optimum value.

The benefits associated with the small volume (less than 50,000 cubic ft. for the audience space) should not be nullified by making the stage recess so large that the sound is dissipated before it reaches the seating area. The volume of the stage should be reduced to a minimum consistent with other requirements. Stage settings with rear, side, and overhead reflective surfaces, should be designed so as to confine the sound to a small volume and reflect it to the audience. The use of plywood flats, or heavily-painted canvas flats is advantageous for the ceiling as well as the side and rear walls of the stage set. Designers of stage sets should be instructed not to ignore these pertinent requirements for good acoustics, which are especially necessary when the stage is large.

The stage floor should be elevated as high as possible, consistent with good sight-lines from all seats; this usually will allow an elevation of about 42 in. above the front level portion of the main floor. Orchestra pits should be avoided whenever possible; if indispensable, it is advisable that they be covered with a sound-reflective apron (plywood or heavily painted canvas) when not in-use.

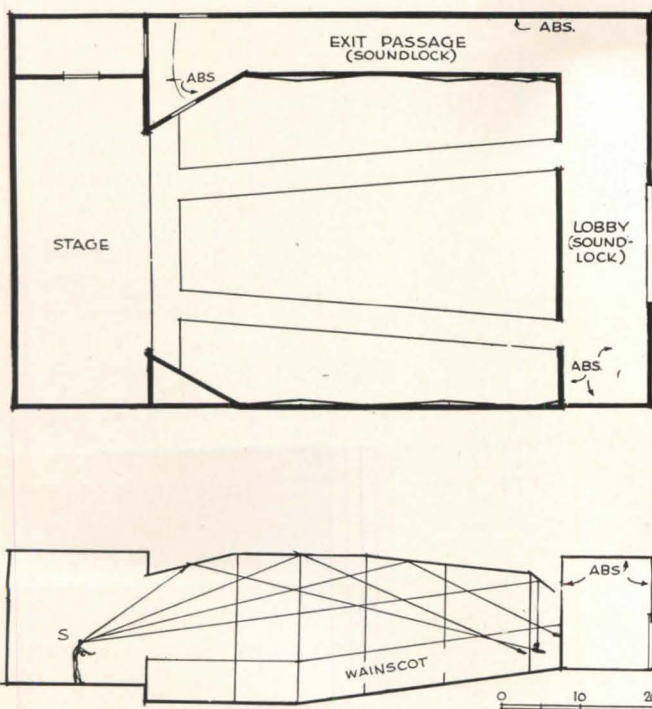
The optimum times of reverberation for the auditorium in a little theater having a volume of about 40,000 cu. ft. (the volume of stage is not included) are approximately 1.5 seconds at 128 cycles, and 1.0 second at 512 to 4096 cycles. These values are a compromise between those given by the curves for "speech" and "average music" on page 159.

The exclusion of both outside and indoor noise should receive study whether the site is quiet or noisy. The average level of noise in the empty auditorium should not exceed 35 db, and if the highest standards of acoustics are required, this level should be reduced to 30 db.

A sketch of a plan and section for a little theater, based on a study of the requirements for ideal acoustics, is shown in Fig. 3. The auditorium is isolated by two walls on the sides that are adjacent to streets. These walls, in combination with the promenade and lobby which they enclose (and which, with heavily carpeted floors, act as sound locks), provide an average transmission-loss of at least 60 db.

The splayed walls and ceiling of the proscenium, the flat ceiling of the auditorium, and the lower portion of the side walls are designed to reflect useful sound upon the audience, and accordingly are finished with reflective materials (suspended plaster ceiling, furred-out plaster

Fig. 3. Plan and section of a little theater of good acoustics design. Auditorium is isolated from street noises by lobby and exit passage, both lined with absorptive treatment. Ceiling splays are angled to reinforce sound at the rear with reflected sound waves



walls, and plywood wainscot applied to randomly spaced wood strips). The aisles are covered with cork carpet in order to reduce the noise of footfalls, and the floor under the seats is covered with linoleum to reduce the noise of scuffing feet. No special absorptive materials were needed in this theater to provide the optimum reverberation times — the total absorption furnished by the audience, chairs, and the materials for the walls, floors, and ceiling did not differ more than 5 per cent from total required absorption. The desirable outcome followed from the choice of a small volume per seat for the theater (148 cu. ft.) and the highly absorptive upholstered chairs.

THE LEGITIMATE THEATER

In this section, consideration will be given to legitimate theaters that are larger than the one described in the preceding section. Although the same general principles of design apply here with equal relevance, there is one important point of difference. In legitimate theaters, because of their larger size, speech is at a lower sound level than it is in little theaters. In fact, it frequently is not loud enough for good audition.

Therefore it is of the utmost importance to design the shape of the auditorium so that it will provide the audience with the greatest possible amount of direct and of beneficially-reflected sound. The divergence of the side walls, the slope of the overhead proscenium splay, and the slope of the main ceiling of the auditorium should be carefully designed to reinforce the sound propagated to the audience, giving some preferential reflection of sound for the rear seats under and in the balcony.

It is good acoustical design to keep the balcony overhang (depth) less than twice the height of the balcony opening, and to keep the balcony soffit reflective and inclined downward toward the rear wall. Heavily upholstered chairs, carpets on the aisles, and such absorptive treatment of the rear wall as is required to prevent objectionable reflections, ordinarily will provide satisfactory reverberation characteristics in the balcony recess. When the ratio of depth to opening-height does not exceed two, this space can be regarded as an integral part of the auditorium, and it then is not necessary to make separate calculations of reverberation in the two spaces — the main part of the auditorium and the balcony recess. In routine calculations of reverberation time, it is customary to regard these two spaces as one single volume and the stage recess as another. It is important that the stage have approximately the same reverberation characteristic as the auditorium. If a theater is to be used for musical as well as dramatic productions, the reverberation characteristic should be based upon the requirements for both speech and music, and the absorptive materials should be carefully located so as to favor a uniform average rate of decay in all parts of the theater.

Fig. 4 shows an acoustical study of a longitudinal section of a theater in which the ceiling surfaces have been designed to reinforce sound by reflection. The overhang

of the balcony is short, and the opening under the balcony is high, so that adequate sound will reach the rear seats under the soffit. These seats, which are usually the poorest ones in most theaters, are further benefited in this design by the reflections of sound from both the splayed walls and ceiling of the proscenium. The main part of the ceiling has a gently rising slope in order to provide the most favorable reflection of sound. Heavily upholstered chairs are used throughout, and the aisles are carpeted over a $\frac{1}{2}$ in. carpet pad. Most of the absorption required to provide the optimum reverberation is applied to the rear wall, under and above the balcony, to prevent echoes and interfering reflections from these surfaces. A 2-in. or 3-in. mineral wool blanket covered with perforated plywood, or similar facing, is suitable here. The highly absorptive material should not extend below the height of the heads of the audience. Below this level the rear wall is paneled wainscot, which together with the similar side-wall wainscot, provides much of the required low-frequency absorption. Calculations similar to those described on page 157 should be made in order to determine the kind and amount of additional absorptive material, if any, that is required to give the optimum reverberation characteristic. The directions and procedures outlined in the preceding section for sound insulation and for other acoustical aspects of the little theater also apply to the larger legitimate theaters.

The size of the auditorium should not exceed 100,000 cu. ft. without the use of a sound-amplification system. This recommended upper limit is not a critical value that must be precisely adhered to, but to exceed this volume without the assistance of sound amplification is a risky venture.

MOTION PICTURE THEATERS

Because sound is reproduced in motion picture theaters by means of electro-acoustical equipment that can furnish adequate sound levels in all parts of even very large theaters, the acoustical design of the cinema is not so dependent upon beneficial reflections from the walls, proscenium, splays, and ceiling as is the design of the legitimate theater. The average sound level of speech in the cinema is usually about 65 db for dialogue, which is 10 to 15 db higher than the average unamplified speech level in the legitimate theater. The acoustical power required to maintain this level depends on the size of the theater.

The general considerations of shape already mentioned apply to motion picture theaters. Furthermore, certain admonitions are especially pertinent here. For example, concave rear walls, parallel side walls, parallel ceiling and floor, and surfaces that give long-delayed reflections in the seating area should be avoided. Long, narrow theaters often have very poor acoustics: they are likely to require so much acoustical power from the sound system, in order to give adequate sound level in the rear seats, that the loudness will be excessive in the front and central seats.

Lengths greater than about 150 ft. should be avoided

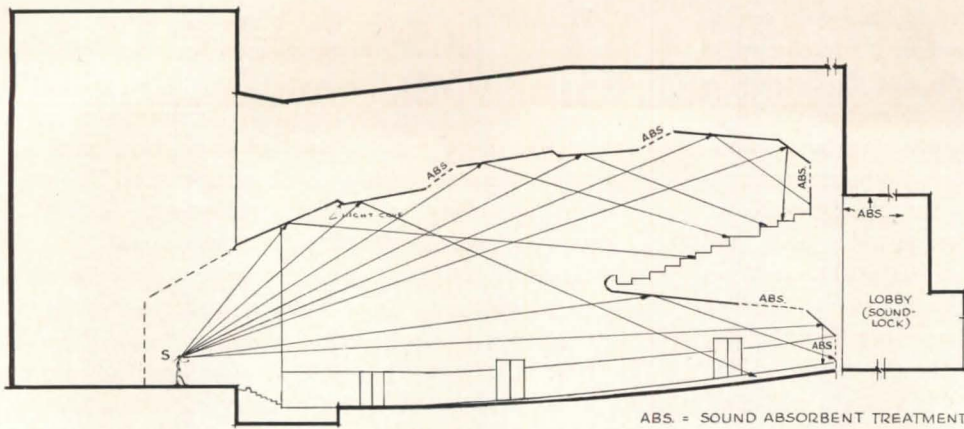


Fig. 4. Section of a legitimate theater; ceiling surfaces designed to reinforce sound by reflection. Balcony overhang is short, opening under it is high. Absorptive treatment at rear prevents echoes from reaching stage

in order to avoid a noticeable delay in the arrival of the sound to persons in the rear of the theater. It requires about one-seventh second for sound to travel 150 ft. The lack of synchronism between sight and sound becomes quite annoying when the difference exceeds about one-seventh second. Since the length of the theater may be as great as double the width, it is necessary to design the side walls, floor and ceiling so as to minimize the attenuation of the sound that is transmitted toward the rear seats. Sound which is propagated over an absorptive surface, such as an audience or an acoustically treated ceiling, is greatly attenuated. Hence the floor should rise steeply toward the rear, the loudspeakers and screen should be well elevated, and the ceiling and side walls should neither be highly absorptive, nor obstruct unduly the flow of sound from front to rear. Splays, and other functional deviations in the wall and ceiling contours can be used to give the proper diffusion without hindering the efficient transmission of sound to the rear of the auditorium.

The Motion Picture Research Council recommends, for proper viewing and listening conditions, that the first row of seats be at least 20 ft. from the screen — for screen widths not greater than 16 ft. For wider screens, the first row of seats should be back an additional 15 in. for each foot of screen width over 16 ft.

If there is a balcony, its depth should not be more than three times the height of the balcony opening. A relatively deeper overhang can be tolerated here than it can for a legitimate theater since the average speech levels in a cinema are somewhat higher. The balcony soffit should slope downward toward the rear, and should not be absorptive. The optimum reverberation times for motion picture theaters are given on page 159.

Absorptive material should be applied to the rear wall to eliminate "slap back." Additional absorptive material may be applied to the side walls.

Treatment of the walls behind the screen with highly absorptive material prevents sound which is radiated from the back of the loudspeakers from being reflected to the audience. It also suppresses acoustical resonances that occur on some stages. Mineral-wool blankets have

been used in many theaters to treat this area. The absorption characteristics of an acoustical material can be enhanced, especially at low frequencies, by furring it out from the wall. If a blanket consisting of glass wool is used, it should be at least 2 or 3 in. thick and have a density of about 4 lb. per cu. ft. The floor between the screen and the first row of seats also should be highly absorptive, in order to prevent sound from reaching the audience in the front seats by reflection from this area. Such reflections contribute to the loss of "intimacy" — that is, the loss of feeling that the sound is actually coming from the screen. They may be suppressed by covering the stage floor with heavy carpets over 1 in. pads.

In many respects the acoustical problems of motion picture and legitimate theaters are similar. Both should be properly insulated against noise, but in general a slightly greater noise level can be tolerated in motion picture theaters than in legitimate theaters because of the higher speech level. The average "film (background) noise" level is about 35 db, while the average audience noise level in a cinema is about 40 to 45 db.

Since the projection booth is a potential source of noise, all available interior surfaces should be heavily treated with fireproof acoustical material, as a 2 to 3 in. mineral-wool blanket covered with perforated Transite. Double panels of glass of different thicknesses should be employed in the portholes. The windows should fit tightly in their frames so that there are no threshold cracks. It also is helpful to cover with absorptive material the peripheral surfaces separating the double windows. The wall between the projection room and the auditorium should have a transmission loss of not less than 35 db at 128 cycles, and not less than 45 db at 512 to 2048 cycles.

The acoustical designing of theaters can and should be based on the well established science of architectural acoustics. The principles and procedures outlined in this article are derived from that science. If they are carefully followed in the designing and constructing of a theater, there need be no anxiety about the acoustical outcome of that theater — the acoustics will be good.

LIGHTING MOVIE THEATER INTERIORS

H. L. Logan

Manager, Dept. of Applied Research,
Holophane Co., Inc., New York City

Lighting designs for motion picture theaters apparently fail to furnish an optimum visual environment simply because the science of seeing has not been applied. The brightness of theater interiors needs to be related to that of the screen; so the author establishes a theoretical basis for what brightness values should be and then proposes a practical arrangement for attaining them. As yet, the

author's suggestions have not been applied as a whole to a specific theater. The recent organization of an Illuminating Engineering Society committee to study motion picture theater lighting adds emphasis to the importance of the problem outlined in the following article, which is based on a paper presented by the author at a recent meeting of the Society of Motion Picture Engineers.

ARCHITECTS and engineers concerned with the design of motion picture theaters generally agree that the continuous lighting of the present-day theater is inadequate — in fact, they go so far as to say that the properly lighted movie theater doesn't exist.

The trend of thought is, first of all, that there isn't sufficient, properly controlled light from the surround to permit best reception of screen images (ability of the eye to resolve detail and to distinguish contrasts increases as the brightness of the surround approaches that of the object viewed); and also that lighting of the interior is insufficient for safe and convenient movement of

patrons in and out of seats. It is also believed that more light is needed to provide a comfortable atmosphere and to create a life-like illusion within the theater.

Criterion for Lighting

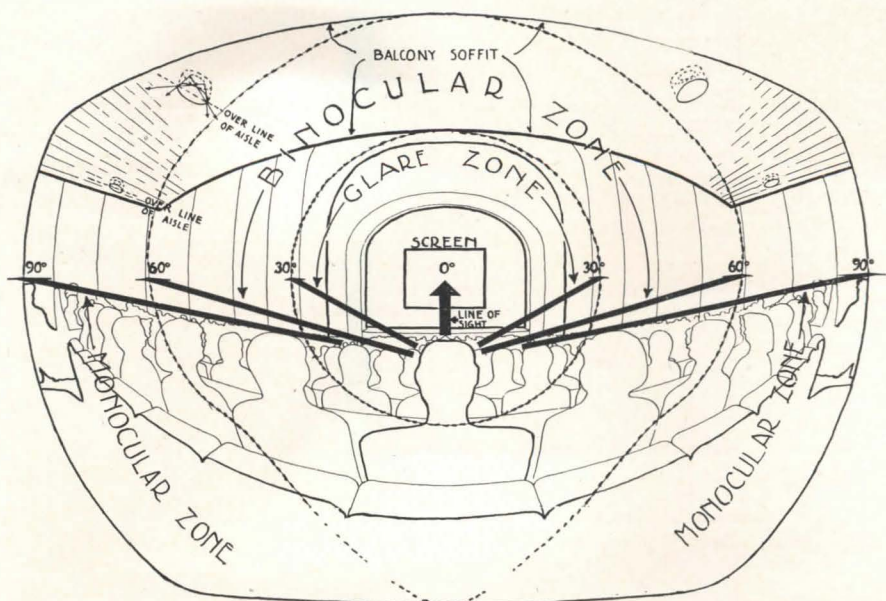
Conventional brightness rules do not seem to apply to the lighting of motion picture theaters, since the rules are either for critical seeing tasks, or are otherwise irrelevant; so an altogether different approach is necessary. The rational lighting analysis that follows is based on the premise that the eye adapts itself to the average screen brightness with film running. Thus if the average screen

brightness is known, the illumination needed for the interior can be related to that value. To obtain average screen brightness values, typical films were run and the brightnesses were measured with a specially developed instrument.

If the lowest mean brightness that is to be met, namely that of black-and-white newsreels, is used as the reference value, the brightness of the screen with film running can be taken as 1 foot-lambert. One-tenth of that value can be allowed, according to available research data,* for brightness of the walls, ceiling and floor of the theater, as long as the

* The Scientific Basis of Illuminating Engineering, Parry Moon McGraw-Hill Book Co., Inc., New York, 1936, p. 441.

Fig. 1. Perspective of a hypothetically average motion picture theater illustrating the field of view of a patron sitting in the position indicated in the section and plan of Fig. 3 (on page 147) by a cross. The maximum brightness at any point within 30° of the line of sight of an observer should not exceed 0.1 foot-lambert so as to give adequate viewing



light is very uniformly distributed. This recommended value falls within the permissible range for optimum resolution of detail, but at the same time the amount of diffused light afforded does not tend to "wash out" screen images. The brightness of 0.1 foot-lambert should be continued right up to the edge of the screen.

Experiments in the Walt Disney studios were said to have shown that lighting between the screen and proscenium creates the illusion of great depth in pictures. This area should be lighted so as to appear as a pale gray mist. The lighting preferably should be uniform, but if that cannot be accomplished because of job conditions, then the brightness should be least near the screen and rise to 0.1 foot-lambert for theater walls.

Light Distribution

In order to attain satisfactory house lighting while the film is running, the distribution of light must be carefully controlled because the brightness level of 0.1 foot-lambert must be the actual maximum brightness at any point within 30° of the line of sight of a patron watching the screen (Fig. 1). This control not only will involve the careful selection of location for the light sources, but also the careful choice of materials for walls, ceiling and floor to reflect the proper quantity of light efficiently and thus permit the use of small lamps having very low brightness.

The lighting problem eases somewhat as screen brightnesses become higher. If, for example, colored films replace black-and-white entirely, house lighting can be about double the 0.1 foot-lambert value.

A brightness of 0.1 foot-lambert is too low for patrons' eyes to adapt to quickly when they come from outdoors, unless there is a long foyer in which the lighting intensity decreases steadily as the people move along.

Some improvement in the situation can be obtained in any case if the brightness of foyer surfaces at the end of the theater is set at 2 foot-lamberts. This should be succeeded by a brightness of 1 foot-lambert for the surfaces of the extreme rear of the auditorium behind the last row of seats (the crossover). This 1 foot-lambert brightness should decrease to 0.5 foot-lambert on the aisle floors within 10 ft. of the rear end of the aisle, and to the prevailing 0.1 foot-lambert within 20 ft. From then on, up to the front of the auditorium, the floor brightness of the aisles should remain at 0.1 foot-lambert. This arrangement of brightnesses is illustrated in Fig. 3 with a suggested system of lighting outlets to accomplish it.

Control of Lighting

Higher house brightnesses would be possible if motion picture theaters were designed to permit them. This might sometimes require the screen to be

louvered or hooded (after the fashion of traffic lights, or the miniature screens used for sales promotion in camera stores). At first thought, louvering would appear to reduce the number of seats by narrowing the angle of view, but this would not be necessary because the principal louvering would be against the ceiling to prevent the direct illumination of the ceiling lights from striking the screen. The actual amount of hooding required could also be reduced by sinking the lights into the ceiling, so that the depth of the coffer acts as a louver against the screen (see Figs. 1 and 3). The coffering would have the advantage of hiding the main ceiling lights from the balcony patrons.

An examination of Figs. 1 and 3 will show that such ceiling lights in the main ceiling cannot come into the field of view of any patron on the main floor as long as none is placed in the forward 30 per cent of the ceiling. This prohibition also prevents stray light of the ceiling sources from reaching the screen.

Figs. 1 and 3 also show that the lights in the main ceiling and those in the balcony soffit, when recessed in properly designed coffers, are hidden from most patrons. In the few cases where the lens can become visible, it is at the upper edge of a patron's field of view where it is farthest from the line of sight, and the least effective in reducing visual efficiency and comfort. The sides of the light coffers should be painted dark gray to prevent them from being bright enough to disturb patrons. Concealed downlights also could be used. In many theaters the use of lens units in coffers or downlights would be sufficient, in combination with the fact that screens are usually placed 6 to 10 ft. behind the proscenium arch, to make special louvering of the screen unnecessary.

In addition, it would be desirable to give all surfaces that are parallel to and face the screen, such as the balcony face and rear wall of the theater, a low reflecting finish (about 20 per cent) to make their contribution to screen brightness negligible. Surfaces parallel to, but facing away from the screen, such as the backs of the seats, should be given a reflection factor about equal to the floor, or 30 per cent.

Finally, the walls and ceiling should be sloped away from the screen as far as possible and given a ribbed surface. One side of each rib should face away from the screen and be given a reflection factor of 50 per cent. The other side of the rib that would face in the general direction of the screen could be dark gray

Fig. 2. Graph shows sequence of brightness changes for type of film used to relate theater interior brightness to that of the screen. Since one-tenth of average screen brightness can be the value allowed for the interior surfaces, the standard level recommended for theaters is 0.1 foot-lambert

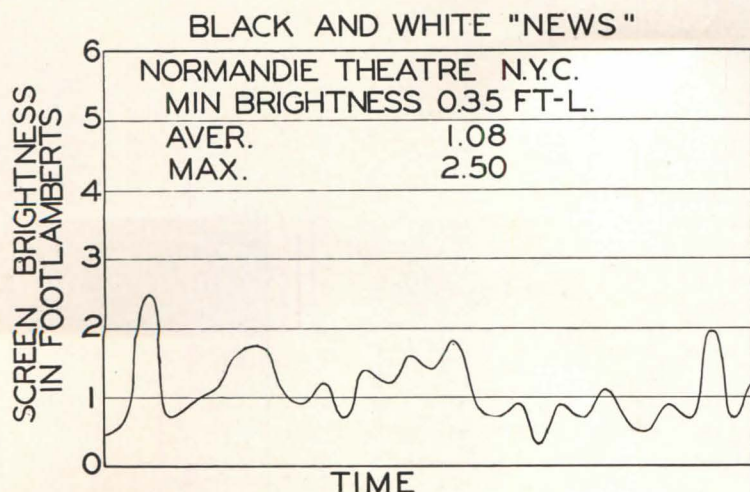
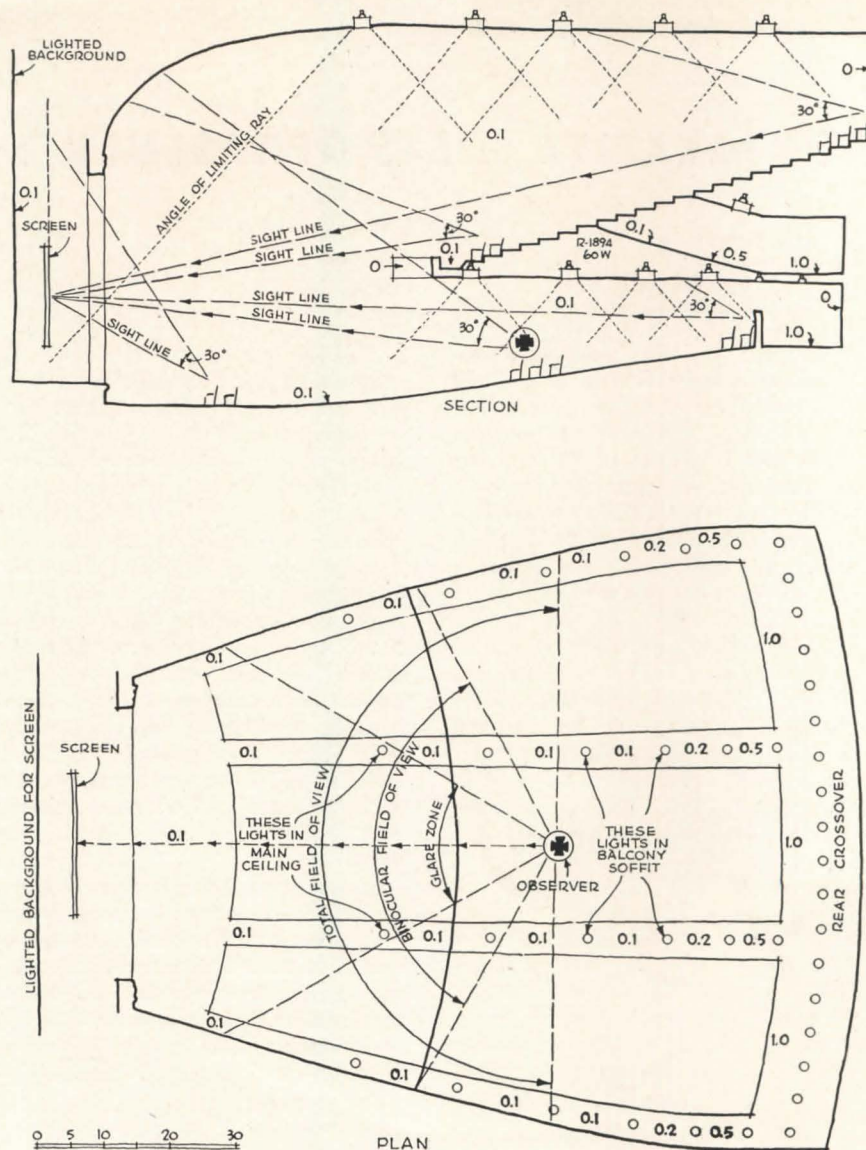


Fig. 3. Section, plan of theater showing recommended brightness values and suggested lighting arrangement to attain them. Section gives sight lines of closest and farthest observers and of an observer (indicated by the circled cross) in what is termed a "standard" position. Indicated on the section are the 30 degree angles made with the sight lines, showing that no luminous part of any lighting unit comes within this angle. Finally it shows that no direct light from a lighting unit can reach the screen. Figures 0.1, etc., are the brightness levels in foot-lamberts



with a 10 per cent reflection factor. This permits light to be accepted by these surfaces without its getting back to the screen. Floor coverings should have a reflection factor of 30 per cent.

Ceiling lights should begin no closer to the screen than about one third the depth of the house. They should be arranged throughout the remaining two thirds of the ceiling over the aisles so that the aisles would get the benefit of the principal illumination and no patron could be directly under a light to receive a high light on back of head and shoulders that might be disturbing to others. This also would light up the walls when the side aisles run along the walls. Where there are no side aisles, the lights should also run in such relation to the walls as to light them uniformly. Similar lights should be installed under the balcony (over the aisles), and along the back crossover.

Illumination on the ceiling would be diffused light coming from the walls and floor. If the ceiling were finished white it would acquire a brightness about equal to moonlight.

It would be desirable to raise the ceiling brightness to 0.1 foot-lambert, but most attempts to do this raise more problems than they solve. Where the scale of the interior permits lighting the ceiling, it can be done by a series of similar, well-designed, stepped covers. This is impractical in the average motion picture auditorium, and it is better to let the ceiling remain dark than to run into the great brightness variations that accompany most attempts at ceiling illumination.

It is easier to meet the visual requirements of continuous motion picture theater lighting with incandescent lamps than with fluorescent, as the extraordinary degree of control required is diffi-

cult with fluorescent. Fluorescent lighting can be used for the decorative and intermission lighting. Furthermore, the incandescent equipment can be dimmed easily so that after the computed installation is made, the exact point at which the house lighting no longer handicaps the screen can be determined by experiment.

In conclusion, the brightness level of 0.1 foot-lambert suggested for house lighting (about three times full moonlight) would call for an illumination level of from 0.3 to 0.4 foot-candles, on the basis of the reflection factors recommended. This can be secured, from 60-watt, incandescent lamps on about 15-ft. centers average, in controlled, cove-fered, direct-lighting equipment. Where the brightness level is to rise, as at the rear stretch of the aisles and the rear crossover, the lights should be spaced proportionately closer.

COMPARATIVE COSTS OF BASEMENTS VS. UTILITY ROOMS

SOME years ago the basement-vs.-no-basement cost debate waxed and then waned again, as house architects answered it, one way or another, for themselves. Engineers of the Housing and Home Finance Agency have brought it up again, in view of the many developments in house design and the fresh intensity of all cost discussions, and have made some serious cost studies to pin it down rather closely.

Results make it clear that there is no simple conclusive answer. As far as it is possible to generalize, however, it might be said that omission of the basement can bring about substantial cost savings in one-story construction, but not in houses of two stories. Even in this there are some conditions, assumptions, and whereas's.

The study takes due account of advantages of developing space above ground to take the place of the basement in the typical one-story and two-story small houses. The relative amenity values of basements and utility rooms are considered, and the costs of the two types of construction then are compared.

The first step in the study was the selection of a basic design for a house with a basement which is characteristic of low-cost subdivision practice. The basement was then eliminated and sufficient floor area above grade substituted to accommodate the essential activities normally performed in the basement. Two ways of making this substitution are considered: first, the method of adding a one-story utility "ell" to the basic house without otherwise changing the plan above ground; and second, the method of expanding the entire house without changing its uniformly rectangular shape. Then estimates are finally made by which the construction cost of each alternative design is compared with that of the original house with a basement.

It was assumed that not all of the area of a normal basement is essential space — necessary for the performance of essential household functions. Obviously the size of a basement is ordinarily determined by the dimensions of the floor above, rather than by a family's actual requirements for house heating, laundry,

storage and other common uses of this space. It is, therefore, unnecessary to reproduce the entire basement area above grade in order to determine the cost of substitute space in which all essential basement functions can be served.

In the study this substitute space is designed to accommodate such necessary equipment as the furnace, water heater, laundry tubs and washing machine. It also provides storage for trunks, boxes, screens, screen doors, garden tools, porch furniture and a bicycle. Space for laundry drying and a small children's play area is also included. Omitted, however, are those substantial areas for child and adult recreation which the average home buyer ordinarily associates with a basement.

The second assumption is that a concrete floor slab laid directly on the ground is a generally satisfactory method of first floor construction in basementless houses, provided the slab is properly designed and constructed. This assumption was founded on tests already conducted on such floors (see

Fig. 1

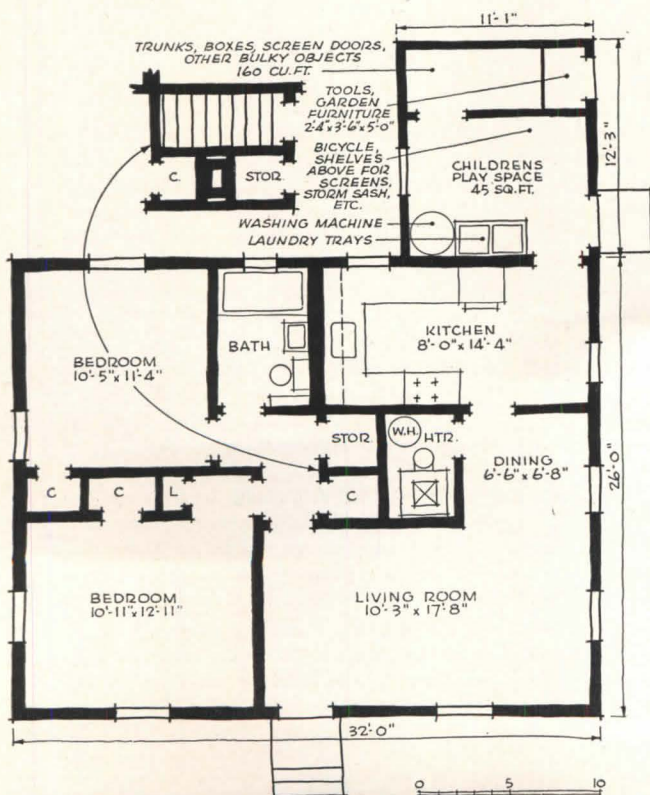
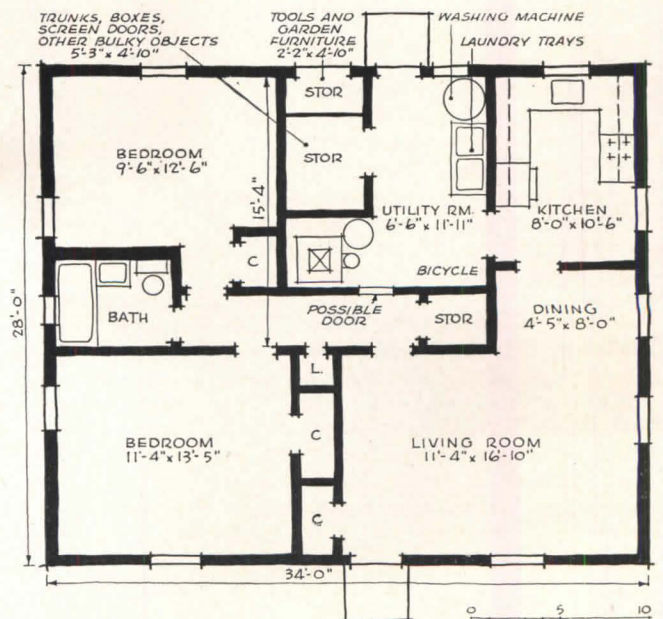


Fig. 2



SUMMARY OF COSTS*

<p>1. House A: Basic One-Story House With Basement. \$7,600</p> <p>2. Basementless One-Story House A with Small Utility "Ell". (Fig. 1)</p> <p style="padding-left: 20px;">(a) Monolithic concrete slab foundation and floor with asphalt tile floor covering (\$435 saving). 7,165</p> <p style="padding-left: 20px;">(b) Conventional wood floor construction over crawl space, surrounded by continuous foundation walls with top of walls 8 in. above outside grade (\$232 additional cost). 7,832</p> <p>3. Basementless One-Story House A with Large Utility "Ell" Construction similar to 2(a) above. 7,600</p> <p>4. House B: Basementless One-Story House with Utility Space Incorporated Within the Structure (Fig. 2)</p> <p style="padding-left: 20px;">(a) Construction similar to 2(a) above (\$722 saving). . . 6,878</p> <p style="padding-left: 20px;">(b) Construction similar to 2(b) above (\$174 saving). . . 7,426</p> <p>5. Basementless One-Story House B — Expanded (Fig. 3) Construction similar to 2(a) above. 7,600</p> <p>6. House C: Basic Two-Story House with Basement. 7,855</p> <p>7. Basementless Two-Story House C with Utility "Ell" (Fig. 4)</p> <p style="padding-left: 20px;">(a) Monolithic concrete slab foundation and floor, and using asphalt tile floor covering (\$101 addi-</p>	<p>tional cost). \$7,956</p> <p>(b) Construction similar to 7(a) except that wood block flooring laid in mastic over membrane waterproofing is substituted for asphalt tile floor covering in all rooms except kitchen and utility room. (Additional cost \$231). 8,086</p> <p>(c) Continuous concrete block foundation walls, concrete slab on ground and asphalt tile floor covering (\$164 additional cost). 8,019</p> <p>(d) Same as 7(c) except that wood block flooring laid in mastic over membrane waterproofing is substituted for asphalt tile floor covering in all rooms except kitchen and utility room (\$294 additional cost). 8,149</p> <p>8. House D: Basementless Two-Story House with Utility Space Incorporated Within the Structure (Fig. 5)</p> <p style="padding-left: 20px;">(a) With first floor construction similar to 7(c) (\$85 saving). 7,770</p> <p style="padding-left: 20px;">(b) With first floor construction similar to 7(d) (\$53 additional cost). 7,908</p>
---	--

*Table is based on current costs for the Washington, D. C. metropolitan area

ARCHITECTURAL RECORD, Jan., 1948).

In order to prove satisfactory from a livability standpoint, such construction must have adequate perimeter insulation and a vapor barrier between the ground and the underside of the slab.

Besides covering details such as these, the cost estimates are based on the use of a finished surfacing material consisting of either asphalt tile or wood block flooring cemented to the slab. The latter surfacing is introduced to provide an equitable comparison with normal frame construction. (Summary of Costs, Items Nos. 7d and 8b.)

It will be noted that the two-story designs (Figs. 4, 5) include only two bedrooms, in spite of the fact that a three-bedroom design would have been more typical of conventional subdivision practice for houses of two stories. This was done in order to make the designs approximately comparable to the one-story, two-bedroom houses analyzed. Since Houses C and D, however, can be easily converted from two-bedroom to three-bedroom designs, the general conclusions contained in this article apply equally well to houses of three bedrooms.

Costs and Livability

The omission of the basement can bring about substantial cost savings in one-story house construction, but not in houses of two stories or more because the type of foundation suitable for the latter is more expensive than that suitable for the former, and because the basement of the two-story house occupies a considerably smaller proportion of its own total volume than does that of the one-story house.

In order to realize such cost savings, builders of one-story houses must use

Fig. 3

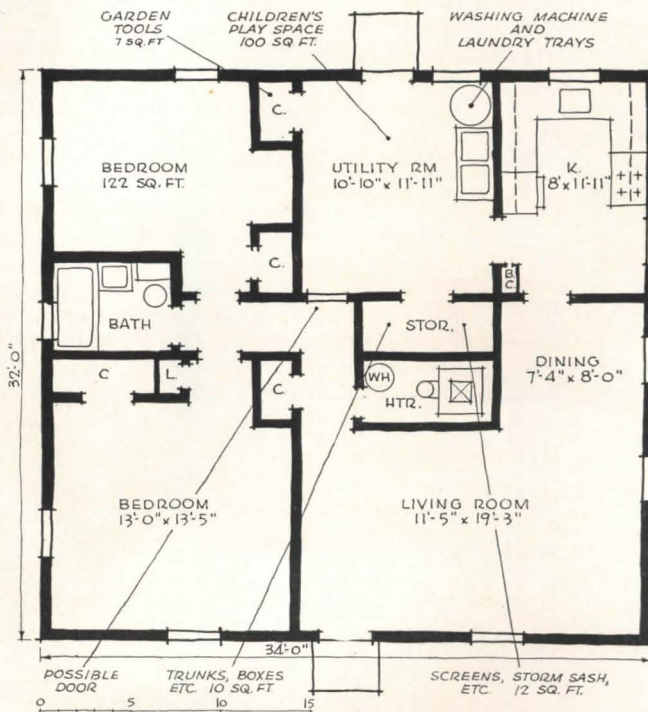


Fig. 1. House A, one-story with utility "ell" attached. The "ell" can be lengthened to 21 ft. 6 in. for the same cost as the basic house with a basement. Arrows indicate change in plan when basement is eliminated. Space formerly occupied by stairway is used for heaters

Fig. 2. House B, one-story with utility room incorporated within the structure. Inclusion of new room results in differences from House A plan in the arrangement and sizes of rooms

Fig. 3. House B, expanded. This plan shows the additional space available at the same cost as that of basic House A with a basement

concrete floor slab construction, which is substantially cheaper than conventional basementless construction (wood floor over crawl space surrounded by continuous foundation walls); and the utility room, together with any other space supplied above grade to offset the loss of the basement, must not be larger than necessary to accommodate essential basement functions — house heating, water heating, clothes washing, laundry drying, general storage facilities and a small children's play space.

When the monolithic concrete *slab-on-ground* method of foundation and floor construction is used, all types of one-story houses — with one or more bedrooms and with coal, oil or gas heating equipment — provide greater livability value per dollar of construction cost when the basement is omitted and when substitute facilities are located above grade. Sometimes this means that the house without a basement is considerably less expensive to build. Under other circumstances, there is practically no difference in cost between the house with a basement and the house without. The variation in the result is due to the manner of defining the amount of space considered necessary to offset the loss of the basement. Where expected savings are used to expand the utility space, however, the house with all space above grade appears to represent the best housing value from a livability standpoint even though no difference in cost is involved. This is because the basic one-story floor plan can be enlarged to include a substantial proportion of the original basement area before the cost of the house with a basement is exceeded. In House A (Fig. 1, "ell" extended to 21 ft. 6 in.) 28 per cent of the basement area can be added above grade; in House B (Fig. 3) 31 per cent.

Although *conventional* basementless construction (wood floor over crawl space) offers little or no opportunity for comparable cost reduction, it does not decrease livability nor increase cost, provided:

- a. The final house is rectangular in plan.
- b. The area of the utility room, plus any other space supplied above grade to offset the loss of the basement, amounts to no more than about one-fifth of the overall basement area. In a two-bed-

room house, this additional space above grade would accommodate somewhat more than essential basement functions. (Summary of Costs, Item 4b. This conclusion is based on using the \$174 saving to lengthen House B plan several feet, thereby increasing the area of the utility room and other spaces.)

Although a two-story house design cannot be significantly increased in livability value per dollar of construction cost through the omission of its basement and the compensatory enlargement of the house above grade (Summary of Costs, Items 7 and 8), as in the case of the one-story house, a basementless version in many instances could embody livability value approximately equal to that of the original design with a basement. And, under some combinations of soil and climate, it would undoubtedly be preferable. This simply means that the above-grade enlargement process in the case of the two-story house may provide some families with a house more suited to their needs at an equivalent construction cost, although promising no actual reduction in the total expenditure for their housing.

Site and Investment Problems

There is no single simple answer to the basement vs. no basement question, since the cost of any particular basement is always affected by the topography of the lot, the character of its soil and the climate of the region in which the house is to be built.

A particular house design, for example, could substitute an above-grade utility room for a basement with considerable cost advantage, provided this design were constructed on a relatively level lot in a moderate climate. The same design might gain no cost advantage from this substitution, however, if the house were constructed in a cold climate, or on a steeply sloping site, or both. The extreme winter temperature of the region would require the basementless house to have deep foundation walls extending below the frost line, and the steep site would require excessively high walls between first floor and grade on the downhill sides of the building. In the same way, basementless houses built on soil which is damp, uneven in quality, or otherwise poor from a design standpoint might require foundations of unusual

size and greater than ordinary expense. Thus any of these three circumstances could largely offset the savings to be realized from the omission of the basement.

The basement vs. no basement problem is also affected by an important non-technical consideration, namely, the prevailing conception of investment soundness among local residential mortgage lenders. In a region where a house generally must have a basement to be considered a sound mortgage risk, good new houses usually will have basements. In other words, the argument that basementless construction saves money or increases livability, or both, is somewhat irrelevant in a locality where the omission of such a basement results in the mortgage being made to cover a significantly lower proportion of the total cost of the house. Although future efforts to cheapen the cost and improve the

Fig. 4

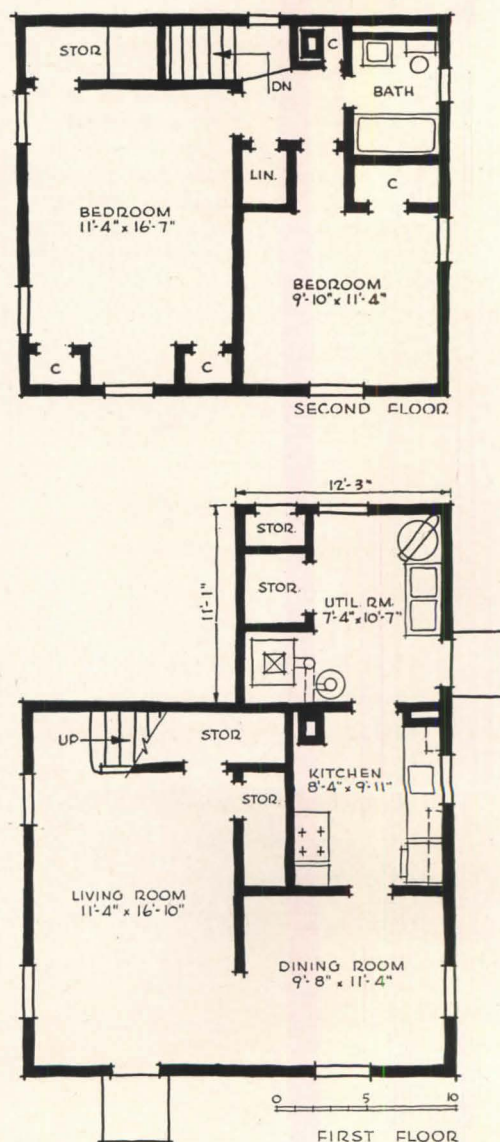


Fig. 4. House C, two stories with utility "ell" attached. Only two bedrooms are used in order to make the design comparable to those of one story; plan can be changed to three bedrooms

quality of basementless construction may succeed in gradually modifying such local appraisal habits, for the time being these considerations might outweigh all technical arguments in many communities, according to HHFA.

The study was developed to promote whatever economies are possible in houses constructed on relatively level lots, on good load-bearing soil, in climates no more severe than that of the District of Columbia (Lat. 39°). A large proportion of the country's available residential lots obviously conforms to these conditions. To the builders and designers of these houses, as well as to the builders and designers of houses on gently sloping lots in climates colder than "moderate" but warmer than "severely cold," the findings of this study may prove helpful in securing maximum livability value for each construction dollar expended.

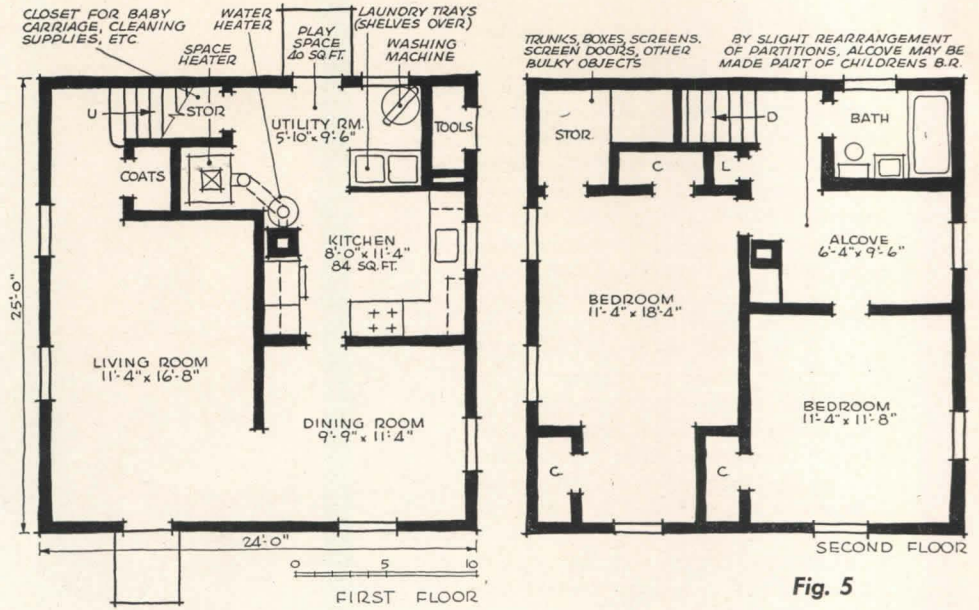


Fig. 5. House D, two stories with utility room incorporated within the structure.

PRECAST METHOD ELIMINATES VERTICAL FORMS

CONSTRUCTION of vertical forms and separate finishing of concrete surfaces are usually considered to be expensive and time-consuming processes in buildings made with reinforced concrete; so an obvious answer to reducing costs and speeding construction is a method that supplants these forms. A West Coast contracting firm, Buttress & McClellan, Inc. of Los Angeles, has developed and patented a process in which wall panels and other precast units such as roof slabs, beams and rigid frames are poured horizontally, first on the concrete floor slab and then atop each other.

After the reinforced floor slab has been poured, it is sprayed with an emulsion (to keep cast members from sticking). Low curb-like forms are laid on the slab in the shape of wall panels, and reinforcing steel, sash and door frames are placed within the forms. The walls are then poured in horizontal panels directly on the floor and are trowel finished. The resultant panel surfaces are free from form marks, and thus interiors do not have to be finished with

plaster, but can be painted directly.

Wall panels are raised with a crane and are anchored by welding or by pouring a concrete column between the panels. The roof is then constructed either conventionally (wood roof) or with precast slabs. Lightweight concrete roof panels utilize pumice aggregate.

Step-By-Step Construction


Building steps vary somewhat, de-

pending on whether the roof is made with wood or precast slabs.

Construction steps for buildings with precast concrete walls and either structural steel rigid frames, wood or steel truss roof supports, or wood rafters, and sheathing are:

1. Isolated footings are constructed for use under columns; walls are non-bearing—they act as beams to carry their own load to the footings over a

Wall panels are poured on floor slab after reinforcing steel, window and door sashes have been placed in the form. An emulsion on the floor keeps panels from sticking



span equal to the clear distance between columns.

2. Where the finished first floor line is above grade, such as at loading-dock height, it is necessary to provide lower wall panels. These are poured in forms on the ground, with inside face down. After wall panels are in place, column pedestals are poured between the ends of adjacent wall panels. These lower wall panels fit up to the floor slab and to the column pedestals.

3. Fill is placed up to the height of the subgrade within the area banded by wall-panels, for the concrete floor slab.

4. Where the finished first floor line is at or near grade, steps 2 and 3 are omitted, and the pouring of the floor slab becomes step 2, preceded by the necessary grading.

5. Wall panels are poured in a flat position, using the floor slab as the lower form.

6. Wall panels are raised into position. In some cases a concrete column is poured between the ends of adjacent wall panels. Dowels, projecting from the wall panels into the poured columns, constitute the only connection between the wall panels and other members.

Where steel columns are used, the flanges of the columns are welded at intervals to small steel plates located at the inner face of the wall panels and anchored to them. The joint between the ends of adjacent wall panels is then filled with grout.

Construction steps for buildings with precast concrete walls, precast rigid frame or precast beam roof supports, precast roof slabs, and poured columns are:

Steps 1, 2, 3 and 4 are the same as those for the buildings with conventional wood roofs.


5. All precast members are poured in the flat position, using the floor slab as the lower form, except where similar members are "stacked," that is, poured one atop the other.

6. The erection sequence of precast members is such as to provide a finished building bay by bay.

7. Where poured columns are used, the connection to the walls is the same as it is for the buildings with wood roofs.

Where precast concrete columns are used, a 3 in. space is left between ends of adjacent wall panels. Dowels project into this space from the column and wall panels. A vertical bar is placed in the space and dowels of both the panels and the concrete columns are welded to it, tying the whole structure together.

8. Where roof beams are used, they are connected to poured columns by means of dowels which project from the columns through pipe sleeves provided



Precast rigid frames are cast in two pieces and are anchored to the floor by welding

in the beams. The space between dowels and pipe sleeves is grouted.

Precast rigid frames are cast in two pieces, approximately of inverted "L" shape. After the frames have been erected, dowels projecting horizontally from the foot of the column are welded to bars of equal size and number provided in the floor slab. The slab bars are continuous across the full span of the frame. In order to allow for welding of the bars, a small rectangular area of floor slab at the base of the columns is left unfinished. After the bars are welded, this area of floor slab is poured.

The connection at the center between the beams of the frame is of varied design. In some cases, steel plates are anchored to the sides of the beams by means of bolts welded to the plates. After the beams have been raised, additional plates are placed over and welded to the plates of adjacent beam ends.

9. Roof panels are connected to the


beams of the frame by means of welds between steel plates anchored to the beams and angles anchored to the roof slabs. At the points of connection, small rectangular holes are provided in the roof panels and are filled with grout after welding is completed.

Costs

For standard buildings, wall costs are estimated at \$0.75 per sq. ft., whereas the comparable figure on the West Coast for brick is reported to be \$1.10 and for standard poured concrete, \$1.35 to \$1.50.

On a standard warehouse building of about 10,000 sq. ft., truck height, with average lighting, plumbing, painting and a wood roof the quotation is \$3.75 per sq. ft. This figure is reduced to \$2.80 on jobs of 40,000 to 50,000 ft. On a Type 1 building with a concrete roof the contractors are quoting \$4.50 per sq. ft. on small buildings and as low as \$3.00 per sq. ft. on large ones.

Crane lifts panels when finished. Holding lugs are unscrewed after panels are placed



PRODUCTS for Better Building

SLIDING DOORS

Wright-Roller Doors have been developed to provide a sliding closet door at a lower cost than standard hinged doors. They consist of plywood or asbestos fiber board panels stiffened by inserting the edges into slotted aluminum tubes and secured by gluing to wood dowels inside the tubes.

The rolling mechanism consists of a hard rubber ball which revolves on a metal axle at the bottom of the tubes. These balls roll in a concave hardwood track of the same diameter as the ball. The top of the panel slides in a slotted hardwood track. Installation consists of screwing the head track to the ceiling or head casing and the sill track to the floor, then slipping the top of the door into the head track and allowing the rollers to settle into position at the base.

The doors are available in 2 ft. widths and in 6 ft. 8 in., 7 ft., 7 ft. 6 in., and 8 ft. heights. They can be used in multiples of two, three or more. Bowers Bros. Inc., 19 W. 44th Street, New York 18, N. Y.

PAPER THIN INSULATION

Quinterra, a paper thin, asbestos-base, electrical insulation is available in various thicknesses from a tissue-thin 1.5 mils to 20 mils for electrical wire insulation or layer insulation. Of closed structure, with no holes or interstices, Quinterra is claimed to be not only non-flammable, but to remain unaffected by


heat even when exposed to high temperatures for a long period of time. It is said to retain its high dielectric strength of well over 250 VPM at elevated temperatures. This insulation is furnished in long lengths in roll or tape form. Johns-Manville Corp., 22 E. 40th St., New York 16, N. Y.

LOW-RANGE PYROMETER

Now available is a portable, low range, surface temperature measuring instrument, the *Alnor Type 500 Pyrometer*, designed for checking the surface temperatures of panels in panel heating and cooling installations. According to the manufacturer, a new high sensitivity movement in this pyrometer makes possible its low range of only 0 to 150° F. The instrument is equipped with a manual cold end adjuster. Illinois Testing Laboratories, Inc., 420 N. LaSalle St., Chicago 10, Ill.


WALL PANEL CONVECTOR

A wall panel-type convector for steam or hot water is now available for new installations or for replacement of cast iron radiators. The unit, which can be placed either above or in the baseboard, contains steel or aluminum fins 3 in. wide by 6 in. high with two steel tube circuits passing through the section in order to give maximum heat transfer to the full area of the fins. Square openings are provided in the cover for radiation; the cover is slanted so that children cannot



Wall convectors have steel tubes running through fins to obtain high heat transfer

stand on it. Made in lengths from 18 to 116 in., the units are 8 in. high and 3 in. deep. Rempe Co., 340 N. Sacramento Blvd., Chicago 12, Ill.



Recessed wall heaters contain thermostat, fan and electrical, tubular heating units

ELECTRIC WALL HEATER

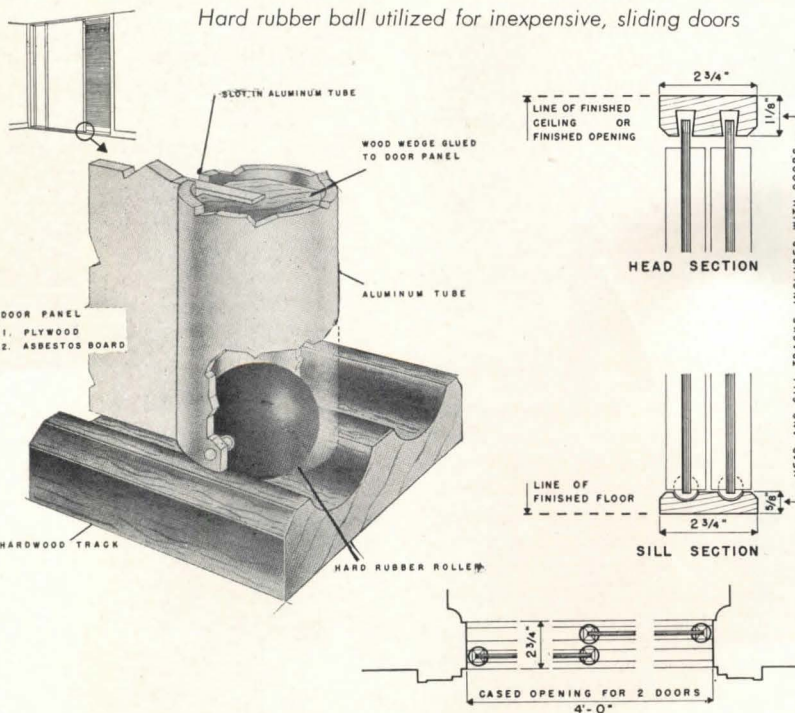
Chromalox electric recessed wall heaters are equipped with built-in thermostat, pressure-type fan, and electrical tubular heating units, and are designed for installation where one or more individual heaters are preferable to a central heating system or where additional heating capacity is necessary to supplement a main heat source.

The heater is available for 236-volt a-c operation with ratings of 2, 3, 4 or 5 kw.

The unit consists of three parts—metal mounting or wall box, heater assembly and grill cover. No vents or flues are needed and only the wall box need be installed during early stages of building.

A protective thermal cutout is designed to prevent overheating of the elements in case of accidental fan stoppage, and a reset button restores current when fan operation is resumed. A three-circuit multiple snap switch also permits heater operation at partial capacity in cool weather. Thermostat control takes over when heater is working at full capacity. The fan can be operated in-

(Continued on page 192)



MANUFACTURERS' LITERATURE

Cork

About Cork, An Architects Handbook on Kencork. Complete information on the use of a processed cork material for walls and floors. The manual describes the origin and physical properties of cork; important topics discussed include: floor and wall installation, concrete sub-floors, wood sub-floors, radiant heated floor panel, floor protection and wall bases. Specifications are given. 16 pp., illus. David E. Kennedy, Inc., 8 and 2nd Ave., Brooklyn 15, N. Y.

Insulation

PC Foamglas, A Permanent Insulation at Low Temperatures. Brochure on the use of *Foamglas* cellular glass insulation for low temperature work, including cold storage applications. Physical properties are described and recommended thicknesses for low temperature work are listed. Typical wall, floor and roof constructions are shown. 4 pp., illus. Pittsburgh Corning Corp., 632 Duquesne Way, Pittsburgh 22, Pa.*

The Design of Insulated Roofs. Manual planned to assist architects, engineers and others concerned with the design of roofs in solving problems imposed by heat flow through roof structures. Types of *Fiberglas* insulation suitable for use above and below roof decks are described, and their proper use is outlined in brief specifications. Numerous charts and photographs are included. 36 pp., illus. Owens-Corning Fiberglas Corp., Toledo 1, Ohio.*

Venetian Blinds

Insulation by Reflection. Booklet describes the use of aluminum Venetian blinds for combined light and heat control in industrial plants, stores, offices and homes. 8 pp. The Aluminum Venetian Blind Co., 7461 S. Chicago Ave., Chicago 19, Ill.

Furniture

Dunbar for Modern. Shows Dunbar furniture as individual pieces and as groupings in the contemporary modern home. A prominent feature is the space devoted to decorative accessories which fit in with the furniture such as paintings, lamps, wallpaper and dinnerware. 24 pp., illus. Dunbar Furniture Co., Berne, Ind.

Roofing

Manufacture, Selection and Application of Asphalt Roofing Products. Book

gives detailed instructions for applying various styles of strip and individual shingles, roll roofing, pattern edge roll roofing and 19 in. selvage, double coverage, roll roofing. There are instructions for roof deck construction and for construction of flashings, valleys, chimneys and soil stacks. Information is given on product selection, roof coverage and methods of estimating quantities of roofing. 84 pp. Asphalt Roofing Industry Bureau, 2 W. 45th St., New York, N. Y. 35 cents.

Plastics

A Simplified Guide to Bakelite and Vinylite Plastics. Comprehensive catalog serving as a guide to both thermoplastic and thermosetting plastics. Provides informative data on such subjects as molding and extrusion materials, laminating plastics, coatings and adhesives, impregnating and sealing materials, film and sheeting, and fibers and yarns. Physical properties are listed. 24 pp., illus. Bakelite Corp., 30 E. 42nd St. New York 17, N. Y.

Garage Doors

Wedge Tight Wood Overhead Garage Doors. Leaflet picturing special features of a new line of overhead, sectional garage doors. Specifications are included. 2 pp., illus. Calder Mfg. Co., 628 N. Prince St., Lancaster, Pa.

Glass Pipe

Pyrax Brand Glass Pipe (Bulletin IA-3). Lists various glass pipe sizes, lengths and types of fittings. Methods of installation are explained and permissible operating conditions are given. Connections to other types of materials are shown. Detailed drawings and specifications for glass parts and accessories are included. 10 pp., illus. Industrial Sales Dept., Corning Glass Works, Corning, N. Y.

Unit Heaters

Cabinet Unit Heaters by Young. Features new line of cabinet unit heaters for application in lobbies, vestibules, auditoriums, recreation halls, commercial buildings and similar locations. Specifications, installation details and piping arrangements are included along with a steam and hot water capacity table. 4 pp., illus. Young Radiator Co., Racine, Wis.*

Lighting

Planned Lighting Guide. Contains information required for application of

Spero line of fluorescent lighting fixtures. This data includes candle-power distribution, coefficients of utilization, foot-candle level charts, specifications, dimensions, etc. Photographs are included for a wide variety of luminaires. 40 pp., illus. Spero Electric Corp., 18222 Lanken Ave., Cleveland 19, Ohio.*

Electrical Distribution

National Electric Plug-In Strip. Revised catalog describing and illustrating a steel, wired-in-the-factory, multi-outlet assembly with conductors for 15 amp., 125 volt or 10 amp., 250 volt service. Three pages of the catalog are devoted to detailed instructions for cutting the Plug-In-Strip on the job and for installing it in stores, offices, display windows, show rooms, assembly benches or residential rooms. 8 pp., illus. National Electric Products Corp., Pittsburgh, Pa.

Hardware

Curtain and Drapery Hardware (Catalog No. 14). Reference guide for complete line of drapery hardware; major fixtures and many types of accessories are illustrated. Photos show how the fixtures have been installed to advantage in a prominent bank and a modern hotel. 48 pp., illus. The Gould Messereau Co., Inc., 35 W. 44th St., New York 18, N. Y.

Warm Air Heating

Life Begins at 70°. Outlines the fundamental requirements of modern warm air heating systems. Seven basic factors contributing to thermal comfort and health protection are discussed. 12 pp., illus. Jones & Brown, Inc., Pittsburgh, Pa.

Casement Windows

Fenestra Inside Metal Storm Windows for Residence Casements. Folder tells how winterized windows are designed to save money on fuel bills and make homes more comfortable. Preventive measures against window glass condensation are discussed. Choice of styles in inside storm windows for various casements are illustrated. 16 pp., illus. Detroit Steel Products Co., 3113 Griffin St., Detroit 11, Mich.*


Nickel and Nickel Alloys

Standard Specialties, A Handbook of Monel, Nickel and Inconel Parts and Accessories. Approximately 200 standard products for corrosive and high temperature service are listed in this new catalog.

Some of the items described and illustrated are thermostat parts, pipe and pipe fittings, valves, gaskets, and wire rope. 24 pp., illus. The International Nickel Co., Inc., 67 Wall St., New York.

(Continued on page 202)

*Other product information in Sweet's File, 1948.



128,000 sq. ft. of 1 9/16" Cemesto provides insulation, interior finish, and great strength with light weight — applied as structural roof deck to the curved roof of Brunswick Drug Company's new plant, Los Angeles, California.



Architects:
Albert C. Martin
& Associates

Better building ...in less time ...at lower cost

Today, in dozens of big construction jobs across the country, alert architects are demonstrating their skill in coping with rising construction costs, by specifying a material that gives their clients better building...in less time...at lower cost—

CEMESTO *The Multiple-Function Material*
REG. U. S. PAT. OFF.

WHAT IT IS... Cemesto is a rigid, insulating, fire- and moisture-resistant building board...composed of a Celotex cane fibre core surfaced on both sides with asbestos cement, bonded with a moistureproof bituminous adhesive.

WHAT IT DOES... Cemesto gives you a superior material for *sidewalls, roof decks, and interior partitions.*


It combines high thermal insulation with great structural strength in an integrated wall unit that furnishes both interior and exterior finish and requires no painting.

YOU ARE INVITED to write us for details on Cemesto applications in which you are interested. In the meantime, you'll find complete specifications on Cemesto in Sweet's file.

THE CELOTEX CORPORATION, CHICAGO 3, ILLINOIS

OPTICALLY ENGINEERED LIGHTING

for low cost production



ARCHITECT — LOCKWOOD-GREENE ENGINEERS, INC.
GENERAL CONTRACTOR — HUGHES-FOULKROD CO.

The Sapphire Hosiery Corporation plant at Telford, Pennsylvania...one of Factory Magazine's "Ten Significant Plants of 1947"...is a prime example of highest manufacturing efficiency. One of the important contributing factors is the Day-Brite Lighting Fixtures specifically engineered for high-visibility textile applications where machines must be flooded with an abundance of shadow- and glare-free light.

When you want to build or modernize, plan on Day-Brite. These heavy-duty industrial fluorescent fixtures are rugged...easy to install...economical to maintain...and give an abundance of soft, glare-free light. They'll soon pay back with increased quantity and improved quality of your production.

No plant is more efficient than its lighting!



007



IT'S EASY TO SEE WHEN IT'S

DAY-BRITE

Lighting

DAY-BRITE LIGHTING, INC., 5465 Bulwer Ave., St. Louis 7, Mo.
Nationally distributed through leading electrical supply houses.

In Canada:

address all inquiries to Amalgamated Electric Corp., Ltd., Toronto 6, Ontario.

ARCHITECTURAL ACOUSTICS — Reverberation Time Calculations

By Vern O. Knudsen* and Cyril M. Harris†

See also "Acoustical Design of the Theater," page 139

THE reverberation characteristics of a room are controlled by the amount and placement of absorptive material. The amount of absorption in the room determines the rate at which sound will decay in it. The distribution of the absorptive treatment aids in controlling the diffusion of sound.

The first step is to calculate the reverberation time of the room by the equations given below. Next, the calculated reverberation time is compared to the optimum as given in the charts on page 159. This process shows then how the designed room compares with an optimum. If the calculated time is too great further absorptive treatment is necessary, and this can be calculated from the same equations.

Because of the importance of the proper control of reverberation in rooms, a standard of measure called *reverberation time* has been established. This is the time required for a specified sound to die away to one thousandth of its initial pressure, which corresponds to a drop in sound pressure level of 60 db.

It is given by the following equation

$$T = \frac{.021V}{S \log \frac{1}{1 - \bar{\alpha}}} = \frac{.049V}{S [-2.30 \log_{10}(1 - \bar{\alpha})]} \quad \text{Eq. 1}$$

V is the volume of the room. S is the total surface area in sq. ft., and $\bar{\alpha}$ is the average absorption coefficient for the room given by

$$\bar{\alpha} = \frac{\alpha_1 S_1 + \alpha_2 S_2 + \alpha_3 S_3 + \dots}{S_1 + S_2 + S_3 + \dots} = \frac{a}{S}$$

where α_2 is the absorption coefficient of the area S_1 , etc. For example,

* Professor of Physics and Dean of the Graduate Division, University of California at Los Angeles.

† Member of the Technical Staff, Bell Telephone Laboratories, Murray Hill, N. J.

The text and figures are taken from a forthcoming book, "Acoustical Designing in Architecture," to be published next spring by John Wiley & Sons. NOTE: reproduction of text or illustration is forbidden, except upon express permission by the publishers.

consider a rectangular room 30 ft. x 50 ft. x 20 ft. Suppose the average absorption coefficient of the ceiling is 0.50; the walls, 0.30; and the floor 0.10. Then

$$\bar{\alpha} = \frac{0.50(1500) + 0.30(3200) + 0.10(1500)}{6200} = .30$$

When $\bar{\alpha}$ is small compared with unity, then

$$T = \frac{.049V}{S \bar{\alpha}} \quad \text{Eq. 2}$$

It should be emphasized that when $\bar{\alpha}$ is not small compared with unity, Eq. 1 rather than Eq. 2 should be used.

Fig. 1 is useful, in these calculations, for obtaining the value of $[-2.30 \log_{10}(1 - \bar{\alpha})]$ from the value of $\bar{\alpha}$.

In the above formulas, the absorption of sound was considered to take place at the boundaries of the room — the absorption in the air was neglected. However, the absorption of sound in air may be very consid-

(Continued on page 159)

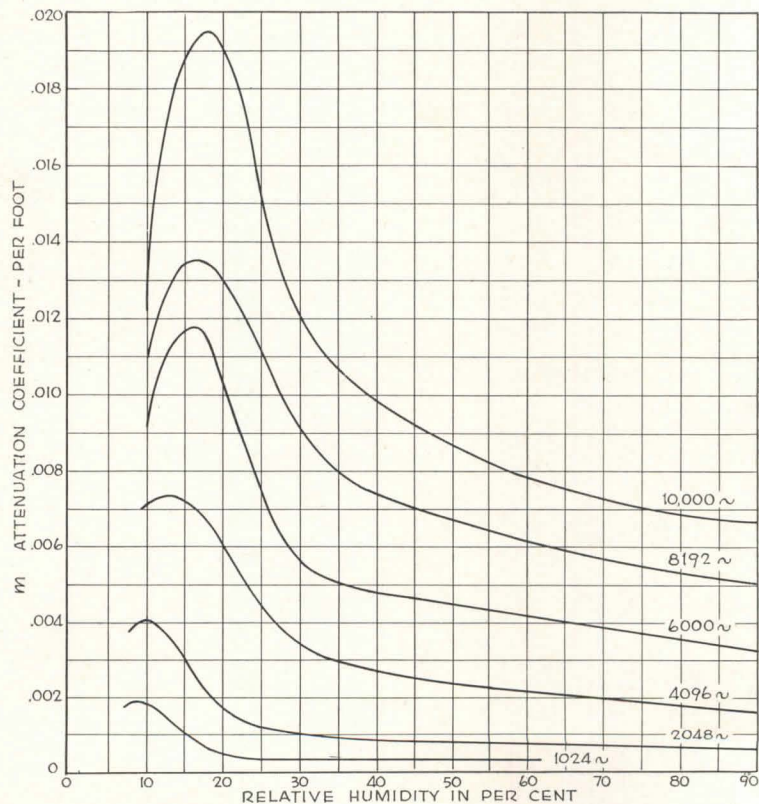


Fig. 2. If the humidity might be quite low, the room large, or the sound frequency high, it is necessary to take account of sound attenuation in the air. This chart gives an attenuation coefficient for use in Equation 3

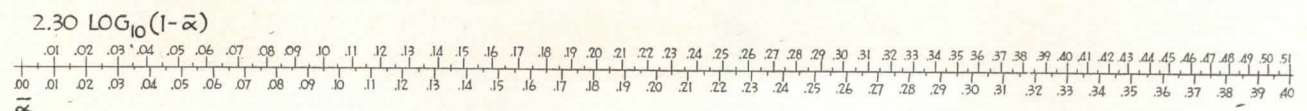



Fig. 1. This simple scale eliminates logarithmic calculations in Equation 1; for any value of $\bar{\alpha}$ merely read the whole mathematical factor on the upper side of the scale, and substitute the reading in the equation, which then becomes quite simple

W. T. Grant Co.'s Largest Store Heated by Smith-Mills Boilers

MODERN EXTERIOR INVITES SALES

New W. T. Grant Co. Store in Syracuse, New York. Completely modern in every detail, to help customers buy, salespeople sell. Architect — P. A. Cunnius; Mech. Eng'rs. — Jaros, Baum & Bolles; Heat. Cont. — Edward Joy Co.



The W. T. Grant Co. chain sells millions of dollars worth of goods in an average postwar year! It isn't all gravy, however — overhead costs really eat into profits in these days of high break-even points!

But Grant management knows that *some* operating costs — like heating — can be cut to the bone . . . by selecting equipment that costs less to operate and maintain. That's why over 200 Grant stores have installed Smith-Mills *cast-iron* boilers. As a

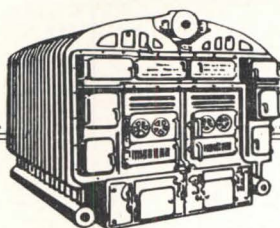

result, they're enjoying lower fuel bills, negligible maintenance costs — and better heating, to boot!

Equally important, Smith-Mills installations leave Grant greater basement area for storing, displaying or selling merchandise — because a Smith-Mills installation *takes* less space. Smith-Mills boilers are constructed of cast iron, don't need large open working space in front of the boiler for replacement of tubes.

It *always* makes sense to specify Smith-Mills for commercial, institutional, and industrial installations. And when profits hinge on lowered operating and maintenance costs, it makes *double sense*.

EFFICIENT HEATING ENCOURAGES PROFITS

Boiler room of the new Grant Syracuse Store, heated by two 24 section No. 60 Smith-Mills boilers, which fired by gas, deliver a total of 12,000,000 b.t.u.'s per hour.



H. B. *Smith*

CAST-IRON BOILERS

THE H. B. SMITH CO., INC., 62 Main Street, Westfield, Mass. • OFFICES AND REPRESENTATIVES IN PRINCIPAL CITIES

ARCHITECTURAL ACOUSTICS — Reverberation Time Calculations

By Vern O. Knudsen and Cyril M. Harris

(Continued from page 157)

erable, especially at high frequencies. The reverberation time formula including the effect of air absorption is

$$T = \frac{0.049V}{-2.30 S \log_{10}(1 - \bar{\alpha}) + 4mV} \text{ Eq. 3}$$

The second term in the denominator, $4mV$, represents the effective absorption in the room contributed by the air. When m is negligibly small, Eq. 3 reduces to Eq. 1 which does not take account of air absorption. The attenuation coefficient m at each frequency depends upon the humidity and temperature of the air. The values of m for a temperature of 68° F. are given in Fig. 2 as a function of relative humidity for a number of frequencies. Note that the attenuation coefficient increases with frequency.

Eq. 1 can be used for calculating reverberation times for all frequencies below about 2000 cycles, but Eq. 3, with the appropriate value of m , should be used for all higher frequencies. In large theaters, especially if the humidity is low, it is necessary to include air absorption for all frequencies above about 1000 cycles.

OPTIMUM REVERBERATION TIME

A careful consideration of the available data on the preferred reverberation-time-vs.-frequency characteristic for rooms, leads to the results in Figs. 3 and 4, which give the authors' recommendations. Fig. 3 shows the optimum time for reverberation, at 512 cycles, for different types of rooms, as a function of room volume. The optimum times for speech rooms, motion picture theaters and school auditoriums are given by a single line, the optimum time for music a broad band. In the case of music rooms, the optimum reverberation time is not the same for all kinds of music; the best choices for different types of music are indicated. For example, slow organ and choral music require more reverberation than does a brilliant *allegro* composition played on the woodwinds, piano, or harpsichord.

The optimum reverberation time vs. frequency characteristic for a room can be obtained by the use of Figs. 3 and 4 in the following manner: first, knowing the volume and purpose of the room, determine from

Fig. 3 the optimum reverberation time at 512 cycles. Then, to obtain the optimum reverberation time at any other frequencies multiply the 512 cycle value by the appropriate ratio which is given by Fig. 4.

If R is the value of this ratio at a frequency f , then the reverberation time at that frequency t_f , is given by

$$t_f = t_{512}R$$

where t_{512} is the reverberation time

at 512 cycles given by Fig. 3. Note that R is unity for frequencies above 500 cycles, and is given by a band of frequencies below 500 cycles. The ratio R for large rooms may have any value within the indicated band; preferred ratios for small rooms are given by the lower part of the band. The value of R to be used for frequencies below 500 cycles is not critical, but in general, it should not fall outside the indicated band.

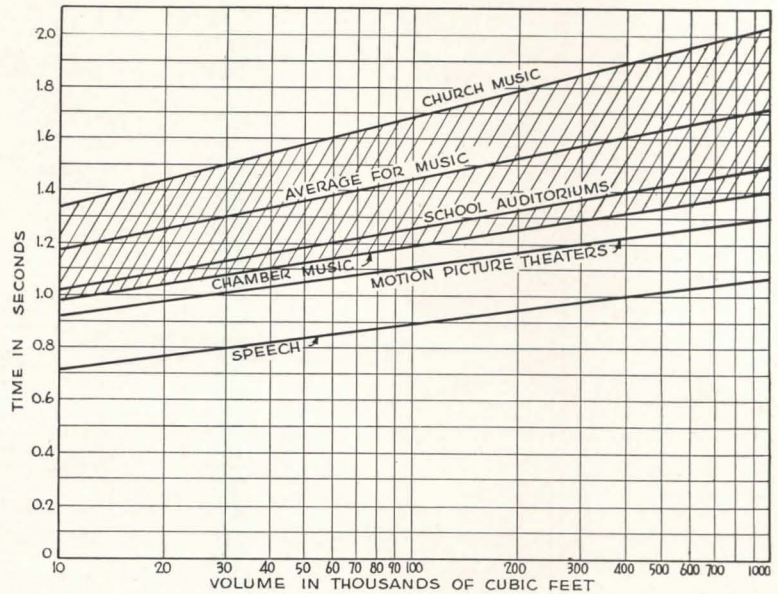


Fig. 3. Optimum reverberation time for various types of auditoriums and for various types of sound. The values are the recommendation of the authors, and depart in some degree from earlier values frequently quoted as standards

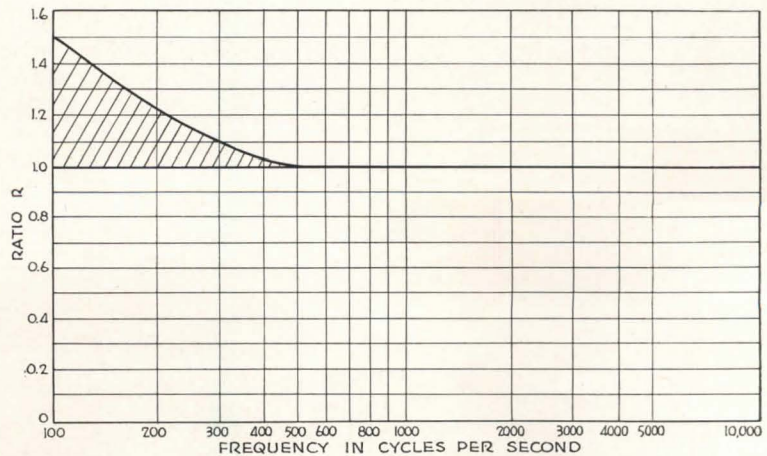



Fig. 4. Values in Fig. 3 are all for 512 cycles. When calculating reverberation times for other sound frequencies, it is necessary to modify the equation with a Ratio R, although it only becomes important for low frequencies



Announcing **UNITRANE—** the **NEW** Air Conditioning

Out of the Trane laboratories there comes a development that changes many long-standing notions of *what can* and *what cannot* be done with equipment for conditioning air in multi-room buildings.

This development is a device which transforms an ordinary room type unit cooler into a true air conditioner.

MOISTURE CONTROL

An ordinary unit cooler is primarily a device for reducing the temperature of air. As a part of this operation, it may also remove moisture from the air. But moisture removal is *a part of the air cooling process*. In an ordinary unit cooler it cannot be controlled separately. The Trane development provides the missing essential—*independent control of temperature and moisture*.

It is now possible, with a single, compact room unit, to control both sensible and latent heat in recirculated and ventilation air.

UNITRANE

The new air conditioning system which Trane engineers have designed around this

dual purpose room unit has been named the UNITRANE System.

The unit itself is known as UniTrane Type MC. The symbol MC means Moisture Control.

NO DUCTS!

UniTrane—the *new* air conditioning—requires no ducts. It is a true unit system.

Each unit introduces the amount of ventilation air for which it is set—processes it—blends it with processed room air in the desired ratio—and circulates the conditioned air throughout the room.

Each room is separately conditioned in accordance with its particular requirements. Each has its own temperature control.



CONVECTOR-RADIATORS



UNIT HEATERS



HEATING COILS



PUMPS




HEATING SPECIALTIES



COOLING COILS



COMPRESSORS



INSTALLATION SIMPLIFIED

UniTrane uses water as a heating and cooling medium. The same simple piping circuit that supplies warm water to the units for heating in winter also supplies chilled water to the units for cooling in summer. Changeover from warm water to cold water is automatic.

ENGINEERING SIMPLIFIED

The UniTrane piping circuit is as simple as the piping of a straight hot water heating system for any given building.

Selection and installation of units is equally simple.

Elimination of ducts eliminates the bulk of the design and application problems.

UniTrane is quick, clean, easy to handle for old or new buildings. Careful product engineering conserves the consulting engineer's time for producing an installation that exactly meets requirements.

BROAD APPLICATION

UniTrane is for **large multi-room buildings**. It is exactly what is required for hotels, hospitals, office buildings and similar structures. Each room, office or suite has its own individually controlled air conditioning the year around.

UniTrane is for **medium-sized multi-room buildings**. Since this is a true unit system, the system may be used effectively in buildings of medium size as well as in large buildings.

The UNIT OF DESIGN is the room.
Whether there are 20, or 200, or 2000 makes no basic difference.

UniTrane is for **comparatively small multi-room buildings**. Any building that contains enough rooms to warrant a central boiler and a central source of chilled water is large enough for this *new* air conditioning.

DESIGN AND APPLICATION DATA

Your Trane Sales Office now has advance data on this important Trane development. Information is being placed in the hands of architects, engineers and contractors as rapidly as possible. Regular printed data is now on press.


If you agree with Trane engineers that this new system heralds a new era in multi-room air conditioning, you will want us to reserve copies of the new data for you. We'll gladly do so on request.

THE TRANE COMPANY, LA CROSSE, WISCONSIN. Also: TRANE COMPANY OF CANADA, LTD., TORONTO, ONTARIO.



THE MOISTURE CONTROLLER. Designed around a series of compact axial flow heat exchangers, this entirely new and different device has made possible the development of a radically improved unit air conditioner for multi-room buildings. Patent applied for.

UNITRANE TYPE MC ROOM UNIT. The unit cooler, incorporating the new Trane Moisture Control element, becomes a true room air conditioner. It handles both room air and ventilation air. It controls moisture as well as temperature. It cleanses all air.



TRANE

HEATING AND AIR CONDITIONING



AIR CONDITIONERS



FANS



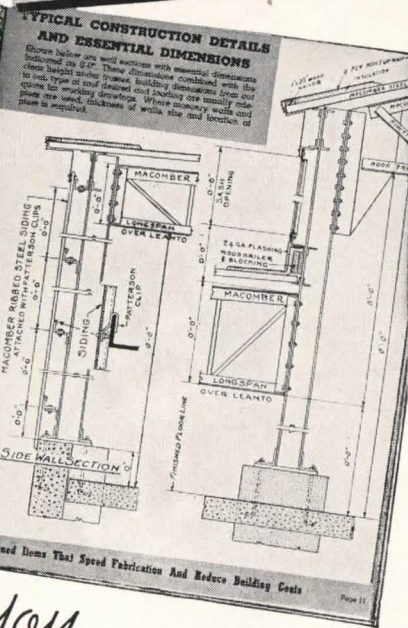
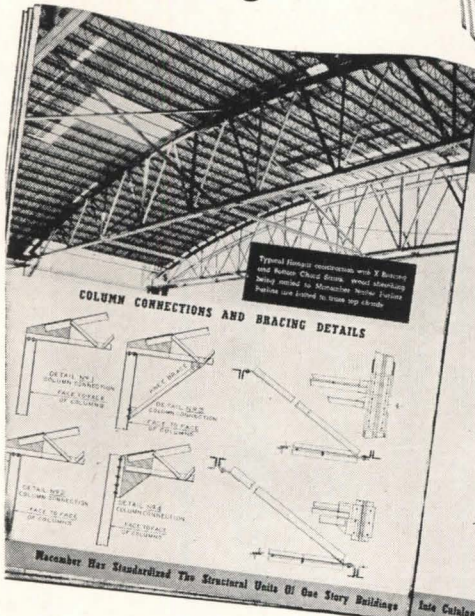
REFRIGERATION EQUIPMENT



BLOWER UNIT HEATERS

IF you have a Super Market, Recreation Center, Theatre, Store, Hangar, Warehouse, Industrial Plant or similar job coming up—

This New
MACOMBER
Roof Truss
Catalog—



Will Give You

Typical Construction Details and Essential Dimensions for laying out a steel building with or without a Leanto.

Bracing Requirements for any Truss Span up to 180 feet. Standard Column Connections with or without Knee Braces for detailing drawings.

Safe Loading Tables that show increments of Two Feet for all spans, 30 to 180 feet.

It's yours—without obligation. You'll want this latest information. Drop us a card.

V-BAR JOISTS AND PURLINS • V-STUDS • TRUSSES • LONGSPANS • DECKING

SERVICE IN STEEL CONSTRUCTION

MACOMBER


INCORPORATED
CANTON, OHIO

IN MEXICO D. F.—MACOMBER DE MEXICO S.A. CEDRO 500

STANDARDIZED STEEL BUILDING PRODUCTS

NEWS FROM CANADA

(Continued from page 10)



Sketch of new theater and printing plant for Richmond Hill Amusement Co., Richmond Hill, Ont. Building will be one story. Gibson and Pokorny, Architects

This Is Housing's Year

According to D. B. Mansur, president of Central Mortgage and Housing Corporation, Canada's objective of 90,000 new dwelling units will be met before the end of the year. Last year 80,000 units were built.

Mr. Mansur points out that building costs are up about 10 per cent, but this rise is partly offset by a reduction in building time (the Dominion Bureau of Statistics reports that 6.2 months were required for July completions). He states that the supply picture is in better balance than at any previous time during the postwar period. The main continuing shortages are in pipe and other building materials using steel.

Official calculations show that our production of houses is just about keeping pace with the rate of family formation at home and immigration from abroad. It would appear as though 1949 should call for an accelerated effort to reduce the shelter backlog created during years of depression and war.

Bricklayers Head South

Big money is luring Canadian bricklayers across the border. Demand has run as high as 100 men for a single construction job. From Toronto, to take a typical city, the main exodus has been to a large military hospital being built in New York State. However, at least one Toronto man has gone as far south as Texas. He reports that he gets as much for working Saturday there as he used to get for a 40-hour week in his home town.

Though the U.S. cost of living is higher, the gap between American and Canadian wage rates more than compensates for this. While it is hard to blame anyone for going where the pay is better, it is unfortunate that these skilled workers are lost to Canada, where they have been trained and are badly needed (see below: "More Mechanics Essential"). However, there is nothing

(Continued on page 164)

Why FENCRAFT gives you

Finer Fenestration... at Lower Cost

Let's take cost first, since it's an ever-present problem to most of your clients.

The low cost of Fencraft* Steel Windows results from standardization. Our use of standard casement sections permits manufacturing economy without sacrificing variety in window types and sizes. In turn, installation costs are less . . . because Fencraft Window dimensions are coordinated with those of collateral wall materials.

What about window design? The strong steel sections permit extra glass area for abundant daylight. Geared Roto-Adjusters make swing leaves and ventilators easy to operate. Here's beauty—in graceful lines and fine hardware. Durability—in good steel and carefully fitted parts. Utility—in easy screening, safer washing, firesafety, better daylighting and controlled ventilation. Fencraft Casement, Projected and Combination Windows are the product of

America's oldest and largest steel window manufacturer.

Result? Excellent fenestration at a cost that helps you stretch today's building dollar. For full information on the many types and sizes available, see Sweet's Architectural File for 1948 (Section 16a-14). Or mail the coupon. *Trademark

Maialico Office Building,
Washington, D. C., equipped
with 1208 Fencraft Combination
Windows.

Architect: Warwick & Stevens
Contractor: Jerry Maialico

A Few Typical "Fencraft" Buildings

Hospital

Annie M. Warner Hospital, Gettysburg, Pa.

School

Katy High School, Katy, Texas

Laboratory

Sloan Kettering Institute, Memorial Cancer
Center, New York City

Warehouse & Office

Sullivan, Long & Hagerty Co., Bessemer, Ala.

Factory & Office

L. C. Smith & Corona, Syracuse, N. Y.




Fenestra

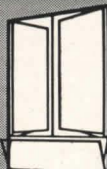
CASEMENT



PROJECTED



COMBINATION



FENCRAFT INTERMEDIATE STEEL WINDOWS

Detroit Steel Products Company
Dept. AR-11
2252 East Grand Blvd.,
Detroit 11, Michigan

Please send me data on types and sizes of the new
Fencraft family of Fenestra Windows:

Name _____

Company _____

Address _____

(Continued from page 162)

to keep them from taking U. S. jobs providing they meet immigration requirements.

More Mechanics Essential

An even greater shortage of skilled labor is imminent in the building industry, according to a warning issued by R. G. Johnson, general manager of the Canadian Construction Association. He calls on general contractors to speed up their efforts to hit the Association's target of 2500 new apprentices each year.


At its peak, the Association's program is intended to provide the industry with 10,000 men in training, a number which Mr. Johnson says is well below absorption capacity. He points out that since the wind-up of the veterans' vocational training scheme, apprenticeship registration has shown a decided drop. Coupled with this fact is evidence that many mechanics now employed are over retirement age. And immigration does not fill the bill since most newcomers belong to the semi-skilled or laborer class.

While endeavoring to entice youthful lambs into the construction fold, Mr. Johnson urges the "shepherds" to respect present agreements as to wage rates and working conditions. Some contractors continue to bid up wages in competing locally and regionally with one another. Since wage scales differ among regions, contractors advertising high rates for migrants from low rate areas are, in effect, contributing to the inflationary spiral. With costs up 10 per cent over last year and still rising, the question is, "How much will the market bear?"

Movie Cathedral Opened

Canada's postwar theater program calls for erection of 200 new structures to purvey celluloid entertainment. Toronto Odeon, the 29th to be completed and one of the most polished links in the J. Arthur Rank chain, has just opened with appropriate fanfare. Costing \$2¼ million, it seats 2400 people, has three lobbies arranged to minimize crowding, the nation's largest screen, and temperature and humidity controls which automatically adjust themselves to suit interior conditions and audience density. Other features are a full size restaurant and a "courtesy desk" where parents register their seat locations in case the baby sitter wishes to reach them during the show. The architect for Toronto Odeon was the late Jay I. English. Construction was supervised by Leslie H. Kemp.

(Continued on page 166)



LABOR PRODUCTIVITY *Increases* WITH ADEQUATE VENTILATION

Manpower will not reach maximum production in air that is dead and logy or heavy with heat, fumes or smoke. Improper ventilation encourages a general let-down in physical and mental energy. This is particularly true in many plants where employee productivity now is below prewar standards. Illnesses and absenteeism, lowered product quality and excessive rejects also result from unhealthy atmospheric conditions. Proper ventilation is a *profitable* investment.

Write for further information on Burt's complete line of gravity, fan and continuous ridge ventilators. There is a type and size for every need. Burt engineers are available—without obligation—to help you with recommendations and specifications, on request.


SEE SWEET'S OR WRITE FOR CATALOG AND DATA SHEETS

The **BURT MFG. Co.**

48 E. South Street

Akron 11, Ohio, U.S.A.

VENTILATORS • LOUVERS • OIL FILTERS • SHEET METAL SPECIALTIES



BUY BEAUTY *by the foot!*

Specify Martin-Parry METLWAL for Distinctive Partitions and Paneling

YES, planning beautifully distinctive interiors is a lot simpler when you call for smart, modern METLWAL! Factory-finished in rich, natural woodgrain reproductions or baked enamel finishes . . . METLWAL will not chip, crack or craze; does not reflect harsh, metallic light; is Bond-

orized against rust and corrosion.

METLWAL is easy to erect, too! Erection crews merely . . . (1) attach floor and ceiling channels; (2) insert studs in channels; (3) snap on panels; (4) slip on base. All panels and parts may be cut on the job with a saw. One man can handle a full-size panel. *Only a*

few standard parts from warehouse stock. No need for plaster in new construction and for filler boards of other materials at ends or above cornice level. Write today for your copy of latest catalog A-11. See how METLWAL can help you plan beautiful interiors! Address: Martin-Parry Corp., Toledo 1, Ohio.

MARTIN PARRY
MP
 PRODUCTS

METLWALS

68 Years of Service

**ALL-FLUSH PANELING
 MOVABLE PARTITIONS**

**ENGINEERING AND ERECTING SERVICE AND
 WAREHOUSE STOCKS FROM COAST-TO-COAST**

(Continued from page 164)

Toronto Study Group

An architectural discussion group has been formed by the Toronto Chapter of the Ontario Association of Architects. Its purpose is to review and discuss topics of interest to recent university graduates and persons desiring to try the Association's qualifying examinations. Emphasis is being given aspects of professional practice not included in present courses of study. These include office organization, client psychology, and technical problems in the office and on the job. Senior architects, contractors and manufacturers are actively participating in the group's meetings.

Rental Insurance Shunned?

Sufficient time has elapsed since announcement of the Dominion Government's new rental insurance program (ARCHITECTURAL RECORD, July, 1948) to assess its reception by investors and builders. So far, they appear to be less than enthusiastic.

By the end of August formal commitments covered only four projects containing 121 dwelling units. A 160-unit project was under verbal commitment, and 23 projects — totaling 1050 units — were in various stages of negotiation. It is believed that most of the units approved are in the \$80 per month rental class, the maximum eligible under the scheme.

Spotlight on Good Design

Seldom has an exhibition at Montreal's Art Association gallery attracted more attention than "Canadian Designs for Everyday Living." Jointly sponsored by the National Gallery of Canada and the School of Architecture, University of Toronto, the show was aimed at making manufacturers and the public aware of the importance of good product design, thus encouraging improvement in the appearance and performance of Canadian-made articles.

A major feature of the display was a "time-and-motion study" kitchen, based on experimental work done at Purdue University several years ago. It will be recalled that Purdue experts analyzed the number of steps required to cook a meal in three well-planned kitchens using the conventional refrigerator-sink-range sequence and found the most efficient took 265. By dividing the kitchen into five activity areas — baking, vegetable preparation, meat preparation, breakfast and service — and, at the same time, decentralizing the water supply and refrigerating and heating elements, they reduced the number of steps to 70.

(Continued on page 168)

YOU FACE NO *Style* OBSTACLES WITH BASIC OAK FLOORING

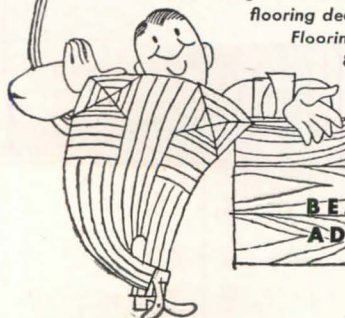
The natural beauty of oak flooring welcomes any styles or colors in home furnishings. It is especially budget-wise for those new-home builders who plan to use their present furniture at first, adding new pieces from time to time as circumstances permit.

This same adaptability permits changing of wallpaper, paint, and rugs without restraint, because the warmth and charm of oak accept new colors harmoniously. Thus wide latitude is given to fashion-leaders who wish to adopt the styles of the year or the season.


Oak is the sensible base, too, for wall-to-wall carpets. It is smooth and firm, yet resilient, giving carpets longer life, making them easier to clean. When they wear out, wholly or in spots, a quick, inexpensive return can be made to lasting oak floors.

We suggest that for complete flexibility in decor, new homes start with beautiful, durable, adaptable oak floors.

ASK FOR ARCHITECTS' DATA BOOK—which gives quick and usable information for specifying, laying, finishing and maintaining oak floors. Available from your local oak flooring dealers or from the National Oak Flooring Manufacturers' Association, 814 Sterick Building, Memphis, Tenn.



OAK FLOORS
 BEAUTY • DURABILITY
 ADAPTABILITY • ECONOMY



"I like to associate my company with adequate wiring. It dignifies my business. My customers have high praise for my wiring installations; this makes us both happy and our public relations good. I am thoroughly convinced that wiring for the needs of tomorrow will bring much more business tomorrow with a new circle of satisfied friends," says Mr. Jack Jacobs of Salt Lake City, Utah.

**The sign
of the
times is . . .**



"Certified Adequate Wiring"

PROOF ADEQUATE — another home-building project featuring Certified Adequate Wiring —the Jacobs development in Salt Lake City.

What It Means To You: Certified Adequate Wiring makes today's home buyers tomorrow's boosters. It helps you build houses that stay modern for years to come. It helps you sell houses easier and quicker because: (1) it overcomes today's buyer resistance; (2) it assures you of promotional support from your local electrical industry.

What It Means To The Home Buyer: Adequate Wiring makes even a moderate-cost house, or a remodeled home, *modern*. It provides not only for today's electrical needs but for those of tomorrow—including such things as kitchen and laundry appliances which

can be covered by a "packaged mortgage."

What "Adequate Wiring" Means: An adequate electric service entrance; enough circuits, enough convenience outlets; permanent lights and switches.

Here's What You Can Do About It:

1. Use the services of your local Adequate Wiring Bureau in preparing complete wiring layout for every floor plan.
2. Install Adequate Wiring in accordance with this layout.
3. Obtain your "Proof Adequate"—a certificate to present with each deed.
4. If there is no Adequate Wiring Bureau in your area, *write us* for details of how to take advantage of "Adequate Wiring" as a sales feature.



NATIONAL
adequate wiring
BUREAU

CLIP AND MAIL TODAY for free information and material!

NATIONAL ADEQUATE WIRING BUREAU, Dept. AR-11
155 E. 44th Street, New York 17, N. Y.

Please send me, without charge, information on how to take advantage of Adequate Wiring as a sales feature.


NAME

TITLE

STREET ADDRESS

CITY STATE

Planning a
Chemical Plant
Oil Refinery
Paper Mill,
 ... or an addition



You can now get
ASBESTONE

Asbestos-Cement Corrugated Roofing & Siding

—the lifetime roofing and siding that's fireproof and corrosion-proof. Asbestone can't be damaged by weather, rats, or termites. No painting. No upkeep.

Here are a few of the
 many prominent users:

- LONE STAR CEMENT CORP.
- CALIFORNIA OIL CO.
- CHAMPION PAPER and FIBRE CO.
- ETHYL CORPORATION
- FREEMPORT SULPHUR CO.
- NEW ORLEANS PUBLIC SERVICE
- MOBILE PAPER MILL CO.
- CROSBY CHEMICALS, INC.
- STANDARD OIL OF N. J.
- UNIVERSAL ATLAS CEMENT CO.

**Why we can assure
 you early delivery**

We are concentrating on production of this single industrial product. Stocks are now ample to make some immediate shipments. Free Engineering Service, available on request, shows how Asbestone can be adapted to your needs.


ASBESTONE CORPORATION

5300 TCHOUPITOULAS STREET NEW ORLEANS 15, LA.

*Specialists in Asbestos-Cement Building
 Products for over 25 Years*

NEWS FROM CANADA

(Continued from page 166)



Gymnasium and auditorium for Mont Saint Louis College, Montreal, construction of which is soon to be started. The building will be two and six stories high, of reinforced concrete frame and slab construction. Raymond Dufresne, Architect


The University of Toronto went one step further. Third-year architectural students, directed by Professor George Englesmith and aided by professional industrial designers, designed the five activity areas as mass-producible units and built a full-size mock-up of the kitchen.

Government Launches Town

During the war, Ajax, 25 miles east of Toronto, was the site of one of Canada's largest shell-filling plants. It represented a tremendous investment which the Dominion Government has been reluctant to sacrifice. It has finally, through its agency, Central Mortgage and Housing Corporation, taken over Ajax. Corporation architects are now proceeding with their share of the government's plan to convert it into a prosperous peacetime community with an ultimate population of 30,000 people.

An area of 3000 acres, with a mile frontage on Lake Ontario, is involved. Hundreds of thousands of square feet of factory space are available, and roads, railways and various administration and service buildings exist, as well as 600 houses. Central heating, water and sewage disposal, fire and police protection are all provided. A major problem is, of course, how to induce industries to come to Ajax to create jobs for the residents. An extensive advertising campaign is now under way and response, particularly from British manufacturers, is reported to be gratifying.


skylines ... by Otis



Seattle, a city of spectacular snow-capped beauty, is the nation's great gateway to Alaska. Seattle is venturesome. It built the mile-and-a-quarter Lake Washington Floating Bridge, the first major structure of its kind. It sponsored the world's first 'stageless' theatre. And its 42-story Smith Tower makes Seattle's skyline the tallest west of Chicago. Skyline? That's where we fit into the picture. 72% of Seattle's elevator installations are by Otis.

UNEXPECTED SALES ITEM.

Ever buy a ride on an Escalator? Shanghai shoppers did. When the first Escalator was installed in the Sun Department Store not even the police could control the amazed populace. Finally, tickets were sold at the door. Admission was thirty cents, redeemable in merchandise.



ELECTRONIC MAGIC.

Otis has successfully combined modern electronic magic with proven Signal Control features. Passengers no longer *push* a conventional landing button. Instead, they merely *touch* a plastic directional arrow. What happens? An immensely simplified electronic signalling system registers and remembers each call. And electronic circuits intercept and automatically stop the first available elevator.

THERE'S AN EASIER WAY.

You can now install electric freight-handling at low cost. Otis Self-Supporting Electric Elevators have been specifically designed to hoist light freight two or three floors. They're inexpensive to install . . . require no penthouse, overhead supports or building reinforcing . . . can be installed in any store, laundry, storage or manufacturing building. Write for Bulletin B-720-F.



Interested in knowing how much it would cost to modernize your elevators? We'll be glad to make a free survey and tell you.

"Escalator" is a registered trade mark of the Otis Elevator Company. Only Otis makes Escalators.




ELEVATOR COMPANY

Home Office: 260 11th Ave., New York 1, N. Y.

being used, with the open plots and the large intervening areas reserved for park, playground and other community uses. Included in the plan are provisions for a large athletic field, a swimming pool, a nursery school and a miniature farm unit which will be used as a demonstration farm for the children.

All homes are being individually designed for members of the cooperative who could select their own architects from a panel that includes some of the

nation's leading modern designers. In addition to Frank Lloyd Wright, who is designing five of the dwellings and all community buildings, the group includes: Paul Schweikher and Winston Elting, of Roselle, Ill.; Alden B. Dow, Midland, Mich.; Marcus Weston, Spring Green, Wis.; David Henken, New York City; Aaron Resnick, New York City; Kaneji Damoto, New Rochelle, N. Y.; Robert Bishop and John W. Wright, Jr., and Theodore Bower, Philadelphia.



New building for Evanston (Ill.) Hospital

Hospital Addition

Ground was broken early in September for a major addition to the Evanston (Ill.) Hospital. Consisting of a new six-story building to the west of the present main building, and a two-story connection with the Abbott Memorial Laboratory, the project is the first of three additions.

(Continued on page 176)

SIDNEY F. BAMBERGER

Sidney F. Bamberger, structural engineer and senior partner in the firm of Bamberger and Reid of San Francisco, died suddenly on September 18 at 36.

California-born and a graduate of the California Institute of Technology, Mr. Bamberger was for five years chief engineer in the Los Angeles office of Mark Falk. During the war he had charge of engineering for plant facilities for the Pollock-Stockton Shipbuilding Company, preparing plans for floating steel drydocks, later spending a year as chief structural engineer of Kump and Falk. In July, 1946, he formed a partnership with John Lyon Reid, A.I.A., and at the time of his death was engaged in the design of schools for several elementary and high school districts in California. He was a member of the Structural Engineers Association of Northern California, an associate of the American Society of Civil Engineers, and a registered structural and civil engineer in California.

WALTER H. KILHAM, F.A.I.A.

Walter H. Kilham, architect, author, and founder of the architectural firm of Kilham, Hopkins and Greeley, died in Boston on September 11 at the age of 80.

A graduate of Massachusetts Institute of Technology, where he subsequently served as instructor in architecture for two years, Mr. Kilham was well known for his work in the school field, having designed some 200 private and public schools in New England. A Fellow of the American Institute of Architects, he was the author of two books on architecture, including BOSTON AFTER BULFINCH.

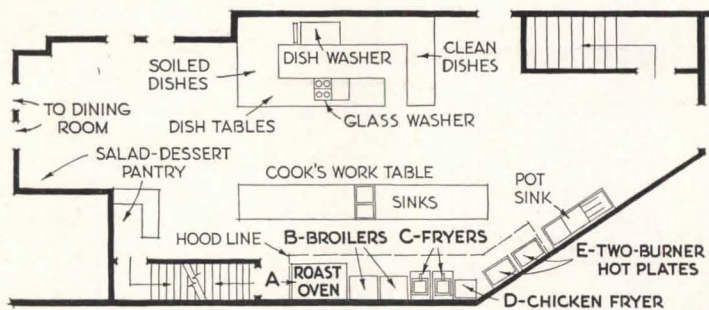
KITCHEN PLAN NO. 47:

Forty-seventh of a series of successful mass-feeding installations.

KEEP FOR
HANDY
REFERENCE!

Alby's Steak House, South Bend, Indiana, is a 'specialty' restaurant, serving steaks, chops, fish and roasts with popular mid-western relishes. It is an excellent example of how well

the "Specialized Cooking Tool Plan" fits into all types of feeding operations.



COOKING EQUIPMENT USED:

- (a) 1 No. 952 Blodgett Gas-fired Roast Oven
- (b) 2 Gas-fired broilers
- (c) 2 Gas-fired deep fat fryers
- (d) 1 Chicken fryer
- (e) 2 Hot plates, gas-fired



Designed and Installed by John F. Anderson, The Stearnes Company, Chicago, Illinois

In this installation all of the onerous bending, stooping and lifting connected with cooking beneath the range tops has been eliminated. All work is done at comfortable, fatigue-eliminating levels.


The No. 952 Blodgett Oven here installed has two separately heated, 42" x 32" x 12" compartments, the equivalent of more than four range ovens! For details and specifications, write to

ONE HUNDRED YEARS OF


THE G. S. BLODGETT CO., INC.

50 LAKESIDE AVE., BURLINGTON, VERMONT


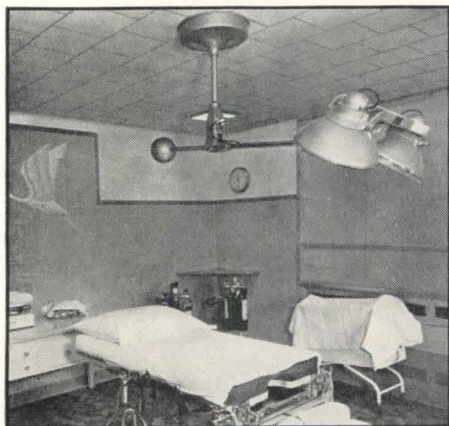
Send for your copy of the deluxe "Case Histories of Successful Mass-feeding Installations" now!





WHATEVER SIZE HOSPITAL IS ON YOUR BOARDS



50 BEDS


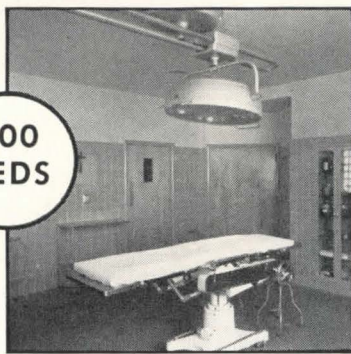


100 BEDS



500 BEDS

200 BEDS




USE CASTLE'S STERILIZATION AND SURGICAL LIGHTING ENGINEERING SERVICE

Our complete Planning Service is available to you without obligation . . . to help you plan the most modern, functional installations of hospital lights and sterilizers.

When you specify any one of the complete line of Castle Lights and Sterilizers, you are sure of getting dependable, long-lived equipment . . . for the name "Castle" has meant "highest quality" in the hospital field since 1883. Wilmot Castle Co., 1258 University Ave., Rochester 7, New York.

Castle

LIGHTS AND STERILIZERS



**Use all 3 products—Walls, Ceilings, Floors—
for Johns-Manville Unit Construction . . .**

With this new method of interior construction, you can meet the problem of ever-changing space needs.

You can provide for endless revisions of space-use—at low cost. You can keep expanding, converting, or subdividing rooms as often as conditions require . . . with little or no interruption to routine activities!

Moreover, the J-M Unit Construction system now makes

the *complete interior* available under *one* specification, *one* manufacturer's responsibility.

Three Johns-Manville materials, described at right, are the basis of this revolutionary development. The asbestos Transite Walls are *movable*, 100% salvageable. The Acoustical Ceiling Units are *demountable* . . . can readily be taken down and re-located as desired. And the Asphalt Tile Floors consist of small units which permit easy extension of the floor to meet changing conditions.

Write for colorful brochure, giving full details on the remarkable *flexibility* of J-M Unit Construction.


Production of Johns-Manville Building Materials has now been greatly increased to meet unprecedented demands. So the chances are better than ever that you can get the materials you want when you want them. Write Johns-Manville, Box 290, New York 16, N. Y.




Johns - Manville
Walls - Ceilings - Floors

. . . for Reception Lobbies and Stores





... for Institutions and Hospitals



... for Schools



... for Factory Areas

Flexible Interiors that look to the future!



1. TRANSITE WALLS—Movable!

Rooms when and where you want them . . . that's the magic of Johns-Manville Transite Walls—the attractive and sturdy asbestos walls that are *movable*. Now you'll never again need to send partition walls to the dump every time space changes are required!

With the least inconvenience—almost *overnight*—you can enlarge, decrease, or rearrange areas as often

as your needs require. Transite movable panels are easy to handle, readily assembled, interchangeable, and can be used over and over again. Made of asbestos and cement, Transite Walls have all the qualities of solid and permanent construction. They provide rigid, double-faced partitions, and can also be used as the interior finish of outside walls.

To make sure your interiors will provide for *change*, write for booklet, "J-M Transite Movable Walls."



2. ACOUSTICAL CEILINGS—Quieter!

There's a Johns-Manville acoustical material to give you the best in sound control, no matter what the type of interior.

To assure you the maximum in noise-quieting, Johns-Manville not only provides the correct acoustical materials for each specific condition, but follows through by *installing* the materials *properly* with its own con-

struction crews. In other words, you get "J-M materials installed by Johns-Manville" for best results.

That's the all-inclusive service . . . the *undivided responsibility* Johns-Manville gives your projects.

For further details, send for brochure, "J-M Sound Control." Describes such J-M acoustical products as demountable Sanacoustic, Fibracoustic and Fibretone, Transite Acoustical Panels, and special materials for Broadcasting Studios.



3. ASPHALT TILE FLOORS—Colorful!

You spend no more to have *quality* floors like these—attractive and resilient . . . extra-long wearing . . . reinforced with indestructible asbestos!

That's the kind of flooring you get with Johns-Manville Asphalt Tile. It's easy on the eyes, easy on the feet, and easy on the budget, too.

Yes, you'll like *everything* about this modern floor-

ing, including the unlimited range of color combinations—from striking patterns with strong contrasts to solid fields of marbled colors.


J-M Asphalt Tile does not originate dust . . . stays fresh and unmarred with practically no maintenance. Individual units permit easy repairs.

For areas exposed to oil or grease, use J-M *Grease-proof* Asphalt Tile. Send for full-color brochure, "Ideas for Decorative Floors."

... for Offices



... for University Lecture Rooms



... for Laboratories





Exide[®]

EMERGENCY
LIGHTING

A tried and true safeguard against lighting failures...

Hospitals, schools, theaters, stores—all *buildings of public assembly*—should have emergency lighting protection. Its importance has been proved time after time. For despite all precautions of utility companies, accidents beyond their control can cause interruptions of normal electric current. Storms, floods, fires and collisions may occur with little or no warning, and are a serious handicap to electric power lines.


Throughout the country, thousands of buildings are safeguarded by safe, sure Exide Emergency Lighting units and systems. Architects and engineers have learned that this tried and true protection takes over the lighting load *instantly* and *automatically* when other sources fail.

1888..Dependable Batteries for 60 Years..1948

THE ELECTRIC STORAGE BATTERY COMPANY, Philadelphia 32 • Exide Batteries of Canada, Limited, Toronto



Striking in appearance ... and practical, too. *Thermopane* permits large areas of glass without worry about excessive heat transfer. View below shows lobby through large units of *Thermopane*. Architect: J. Harris Armstrong, Kirkwood, Missouri.



walls of *Thermopane* insulating glass

Count on a stove manufacturer to recognize the value of heat control.

For the window walls in their new headquarters, the American Stove Company chose *Thermopane** for trouble-free glass insulation, year-round comfort, lower heating costs, more efficient air conditioning. Where building needs call for transparency for daylighting or display and effective insulation,

Thermopane is the logical answer.

That's why *Thermopane* appears increasingly in specifications for commercial buildings, factories, schools, hospitals and homes. Here's double glass, with dehydrated air sealed between the panes by Libbey-Owens-Ford's *Bondermetic* (metal-to-glass) *Seal**. Use it in large windows or small, in metal or wood sash, in fixed or opening types.

L-O-F Glass Distributors have *Thermopane* readily available in more than 70 standard sizes ... and can assure prompt delivery of special-size units. For more information, including standard sizes and facts on insulation, write for our *Thermopane* book and Data Sheets by Don Graf. Libbey-Owens-Ford Glass Company, 22118 Nicholas Building, Toledo 3, Ohio.

*®


IN CANADA, THERMOPANE IS SOLD BY PILKINGTON GLASS, LTD.



LIBBEY · OWENS · FORD

a Great Name in **GLASS**

ONLY LIBBEY · OWENS · FORD MAKES *Thermopane*



tions planned in the hospital's expansion program. Schmidt, Garden and Erikson are the architects.

The new building will add 92 beds to the hospital's total in private rooms and two- and four-bed wards. It will also include a large x-ray department, additional operating rooms, office facilities for doctors, service rooms, enlarged quarters for the Auxiliary Shop and a "snack bar" for visitors and the staff. The laboratory addition will double the

present space of the Abbott Memorial Laboratory.

Next in line in the expansion program will be a maternity building, to be followed by new facilities for psychiatric care and tuberculosis, a pediatrics division, and dental and tumor clinics.

Housing Developments

Architectural plans for Glenwood Houses, an 1188-apartment development, one of the 16 public housing proj-

ects to be built without cash subsidy under New York Mayor O'Dwyer's new veterans' housing program, have been filed with the department of Housing and Buildings. The Brooklyn project will consist of 20 six-story cross-shaped buildings, to house approximately 4274 persons.


Every apartment will have at least two exposures, and the larger units will have three. The buildings will occupy only 18 per cent of the 22.4-acre site, the remainder being landscaped. A nursery school with its own playground will be provided, along with a health center, craft rooms, a central laundry, carriage rooms and storage rooms. In addition to the nursery school playground there will also be a 1.5-acre playground with wading pool, baseball diamond, etc., land for which was given to the city by the Housing Authority, and which will be developed and operated by the Park Department.

The apartments are expected to rent for about \$17 per room per month, including utilities. Architect is Adolph Goldberg.

Architects' Office

Tired of commuting to downtown Chicago and wrestling with the parking problem, the members of the architectural firm of Frazier & Raftery have moved their offices to their own, specially designed building in suburban Geneva.

The building was designed to be in keeping with the suburban atmosphere, and was placed deliberately on a small lot where there would be little grass to cut and a minimum of landscaping. It is one story high, uses insulated brick and glass walls, has a flat roof, radiant hot water heating. One full wall and all windows are of Thermopane.



Auditorium installation in Norfolk Naval Hospital, Portsmouth, Va. Proscenium curtain in plum satin stripe, cyclorama curtain in gold chevron Fiberglas. Installed by L. B. Sheffield, Richmond, Va.

These NON-COMBUSTIBLE curtains never require flameproofing!

At best, the flameproofing of combustible fabrics woven partly or wholly of organic fibers affords only temporary protection. Its efficiency depends upon the type of chemical used to flameproof the organic fibers, and the length of time since the last treatment.

Fiberglas* decorative fabrics are woven entirely of finely spun, inorganic glass filaments. They CANNOT BURN, smolder or propagate flame. If exposed to fire they will not deplete the oxygen in the air or emit suffocating smoke and fumes. They are immune to rot or decay. *Always operate at 100% efficiency.*

CORONIZED* FIBERGLAS FABRICS

Coronizing is an entirely new process that gives Fiberglas fabrics greatly improved handling, draping and cleaning qualities. Also available in a marquisette curtain material that is permanently wrinkle-proof and water-repellent. May be hand or machine washed; requires no ironing, stretching or framing.

Installed in all ships of the U. S. Navy (Bureau of Ships Spec. 27c7).

WRITE FOR SAMPLES AND INFORMATION


THORTEL

FIREPROOF FABRICS


FIBERGLAS* Listed by Underwriters' Laboratories, Inc., as "Non-Combustible Fabric"; approved by the Bureau of Standards and Appeals, City of New York.

ARCHITECTS BUILDING, 101 PARK AVENUE, NEW YORK 17, N. Y. • LExington 2-0711
Sales representatives or recommended workrooms in: BOSTON, BUFFALO, CHICAGO, CLEVELAND, DENVER, DETROIT, KANSAS CITY, LOS ANGELES, NEW ORLEANS, OAKLAND, PHILADELPHIA, PITTSBURGH, PORTLAND, ORE., RICHMOND, SAN FRANCISCO, ST. LOUIS, ST. PAUL, SEATTLE, TOLEDO, WASHINGTON.

*T.M. Reg. U. S. Pat. Off. Owens-Corning Fiberglas Corp.



Offices of Frazier & Raftery, Architects



The prime purpose of any panic exit device is to let people out in emergencies. But the emergency may not come for ten years, or 20 years, or 40 years. In the meantime the panic device must stand up under millions of operations. The illustration above is imaginary, but there is nothing imaginary about the punishment a panic device takes on a high school door when the 220-pounders leave for football practice. That is real . . . and plenty rugged!

Making a panic device strong enough to stand up under emergency demands is a fairly simple matter. But giving it the endurance to first take the millions of operations . . . and then withstand emergency shocks . . . takes far better engineering and far better parts. That is why we make Von Duprin parts of drop-forged bronze, why we make the mechanism so simple and direct in action . . . the parts so heavy . . . the bearings so big.

Von Duprin drop-forged devices take the years of punishment with so little wear that reserve strength is abundant for any conceivable demand. In the long run they save money as well as lives. Insist on the genuine.

VON DUPRIN DIV., VONNEGUT HARDWARE CO., INDIANAPOLIS 9, IND.



Von Duprin

SELF-RELEASING FIRE AND PANIC EXIT DEVICES

and material costs will return to pre-war levels. Nor is that necessary in order to attain our objective, because average incomes have risen in that period too.

"But it is necessary that the price of modern, safe, livable shelter be reduced, if private enterprise is to meet the housing needs of the people; if a slump in the high level of building activity is to be avoided; and if we are to make the progress in improving our com-

munities that American standards require."

He posed alternative solutions of the price problem. It will be resolved, he said, in one of these two courses: (1) The painful course of depression, with sharply reduced markets for building material and labor, or (2) A planned cooperation of all elements in the industry toward producing many economies.

But up to now in 1948 the housing market has continued firm in all respects

and home builders are sailing along toward completion of their most productive year. There is much talk about a tightening mortgage market; and there is basis for belief this drying-up of easy loan money might reflect in a changing production record later on. No contraseasonal boom in housing, as was started in August of 1947, was looked for by the trade this year — there was a parallel between these two conditions.

Housing starts as reported by the Bureau of Labor Statistics dropped sharply in August of 1948, down to 83,000 according to preliminary estimates. This was 12 per cent under July and 3300 units under August of 1947. The cumulative total of 646,000 new permanent units started this year through August, however, placed the current production 24 per cent ahead of the volume registered in the first eight months of last year.

Everyone connected with the industry seemed to feel that the August decline was a normal seasonal pattern fluctuation. Realtors suggested that one influence might have been the fact August occurred in a valley between cancellation of the old Federal Housing Administration Title VI program and starting of the new one passed by Congress that month. The old Title VI ran out in May, but enough applications were backlogged to hold starts at a high level, relatively, through August.

Freight Rate Boost Asked

Against this background of housing progress and amid the efforts to lower costs came another request by the railroads for a freight rate increase — 8 per cent, this time, on the average.

This latest carrier petition to the Interstate Commerce Commission is based on the same premise as previous requests — that increased operational costs are making higher revenues a necessity.

At the same time, the railroads announced that 13 Shippers Advisory Boards, surveying 32 principal commodity fields, expect an increase in fourth quarter carloadings of basic construction materials over the same period of 1947. Anticipated increases as announced are 9.9 per cent for lime and plaster, 7.8 per cent for gravel, sand, and loam, 6 per cent for cement, 5.8 per cent for iron and steel, 4 per cent for other metals, 3.6 per cent for lumber and forest products, 3 per cent for brick and clay products, and 2.8 per cent for ore and concentrates.

Decreases are looked for in a number of commodities, but these are mainly foodstuffs and include no building items.

Increased hauling rates would mean increased construction costs not only

(Continued on page 180)

Specify



INSTANT EXIT

PANIC DEVICES



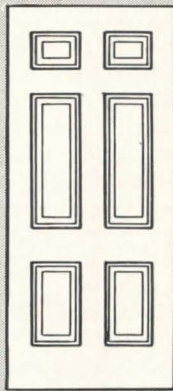
FULL DETAILS IN SWEET'S CATALOG or write for literature

Mortise, Rim and Vertical Rod
Types . . . superlative in their
mechanical design, thorough in their
construction precision, staunch in
their life-long *instant exit* service.



CLAYTON & LAMBERT MFG. CO.

1705 DIXIE HIGHWAY • LOUISVILLE 10, KENTUCKY



This traditional six-panel colonial door, appropriate to homes of a variety of architectural styles, is one of many Ponderosa Pine designs. The line includes glazed doors, Dutch doors, lower doors, French doors, flush doors and mirror doors. Use the booklet "Today's Idea House" to choose exactly the right Ponderosa Pine door for your purpose.

Doors FOR A Dream House

Look into the dreams of most prospective home owners and you'll find that the traditional style is a favorite. Panel doors of Ponderosa Pine fit into that dream—because they express an authentic charm that comes from clean lines, correct proportions and careful workmanship.

Ponderosa Pine doors, too, easily fit into the building budget—thanks to modern mass production methods. They are available in many styles including pre-fit sizes. And because Ponderosa Pine, as a wood, is so lasting—because it takes paint and other finishes so easily and holds them so firmly—doors of Ponderosa Pine keep their beauty through the years.

To show you the many possibilities in the use of Ponderosa Pine doors and windows, we have prepared a 32-page fully illustrated booklet—"Today's Idea House." You'll want this booklet as a source of inspiration and ideas—and a copy is yours for the asking. Just mail the coupon!



For Friendly Living..
Ponderosa Pine
WOODWORK



Ponderosa Pine Woodwork
 Dept. RAR-11, 38 South Dearborn Street
 Chicago 3, Illinois

Please send me a copy of "Today's Idea House." (Please print.)

Name

Address

City Zone State

THE RECORD REPORTS *(Continued from page 178)*

for housing, but for commercial and industrial building and all types of work. Such heavy users of sand and gravel as highway and airport builders would be among those more severely affected.

Dispersion of Industry

If the plans of the National Security Resources Board are carried out, these freight hauls, at least for industrial and allied construction purposes, will be to points quite remote from produc-

tion centers. The program for urging private industry to do its new plant construction in regions safely removed from "target areas" no longer carries any air of mystery about it. NSRB is engaged in an educational effort — persuading industry that it will be to its own best interests, and serve the ends of government as well, if it will place new factories away from heavily populated locations. Some 25,000 industrial plants have just received a booklet entitled

"National Security Factors in Industrial Location." This offers guides for the development of a pattern of industrial dispersion consistent with economic advantage and adequate for protecting the country's industrial plant in the event of war. So said Arthur M. Hill, NSRB chairman.

No widespread relocation of existing industry is anticipated as a defense move. This became clearer when Hill said:

"With industrial building now estimated at an annual rate of from \$12 billion to \$15 billion, we believe that most of the dispersion we consider feasible can be accomplished within the framework of normal expansion and replacement of obsolete facilities."

Meanwhile, over at Federal Works Agency, Assistant Administrator James W. Follin pointed out that for many decades there has been a marked trend toward decentralization of industry and population. Central cities have stopped growing, he said. Industry has increasingly chosen suburban and independent small communities in the relocation of its new plants. Also, many outstanding industrial leaders have endorsed decentralization despite raw material source, labor supply, market proximity and similar complicating problems.

Follin believes that this trend can facilitate the relocation of industry for security reasons.

But, if industrialists face new complexities because of this dispersion plan, architects and engineers who prepare plans for these installations will have their own adjustments to make too. Plant and equipment located in a small town or by itself in the country can call for altogether new space arrangements.

A just-completed survey by Securities Exchange Commission and the Department of Commerce indicates American business (exclusive of Agriculture) will spend \$9.6 billion in the last half of 1948 for new plant and equipment, \$4.7 billion of this in the final quarter. These expenditures will continue industry outlays that have held "relatively stable" for a year.


Pollution Control Progressing

FWA's Bureau of Community Facilities and the Public Health Service of the Federal Security Agency are going ahead with groundwork for the sizeable water pollution control program. Though no funds for grants for planning treatment buildings or for construction loans have been appropriated, Congress in Public Law 845 authorized these two agencies to spend \$22.5 million a year for five years toward cleaning up America's interstate streams, rivers and lakes.

Details of administration now being drafted will guide states, municipalities,

(Continued on page 182)

Where appearance counts....



Amtico RUBBER FLOORS

Give the mark of distinction to lobbies and waiting rooms you design. Specify Amtico Rubber Flooring for these important "first impression" points, for with Amtico you're recommending a quality product backed by thirty years' experience.

From Bullock's new Pasadena store on the West Coast to Princeton University in the East, year after year Amtico is proving its superiority throughout the country. Whether you concentrate on large public buildings or

do most of your designing for private homes, you'll find Amtico Rubber Floors adaptable to any room or decorative scheme.

When you want distinguished, beautiful floors that defy wear; that keep their gleaming freshness with a minimum of care; that absorb sound and lessen fatigue, specify Amtico.

It's easy to get more information about this premium flooring—just send in the coupon.

AMERICAN TILE & RUBBER CO.

TRENTON,
NEW JERSEY

AMERICAN TILE and RUBBER COMPANY
Perrine Avenue, Trenton 2, New Jersey

Please send me samples and literature showing Amtico Rubber Flooring in full color.

NAME.....

ADDRESS.....

ONLY *Olsonite* SEATS Have All These Selling Features!

Whether White, Black, Color or Pearlescent, It Is the Same Solid Olsonite Throughout . . .

Long Life, Stain-proof Bumpers Used On All Olsonite Seats . . .

Complete line of Models and Colors

Scientifically Designed In Both Proportion and Contour with Smooth Curves and Edges . . .

When Installed, No Metal Fastenings Show — Brass Metal-Hinge Posts are Smartly Olsonite Covered . . .

Exclusive New, Patented Olsonite Hinge Design.

Absolutely Flat Under-Surface — Avoids Dirt and Germ Deposits!

Beautiful, Lustrous, Olsonite ALL THE WAY THROUGH!

NOT CONCAVE —
NOT CORE-COVERED —
NOT HOLLOW —
BUT LUSTROUS OLSONITE
ALL THE WAY THROUGH!

Lowest-Priced Seat of This Quality on the Market — and Guaranteed a Lifetime!

Olsonite Seats are far superior to ordinary wood, rubber, sheet-covered, or plastic-coated seats . . . and are far greater values! They won't crack, chip, peel, stain, or lose luster! Non-inflammable! No exposed metal. (Sold only through authorized plumbing and heating jobbers to Master Plumbers.) Contact your local jobber today. For full information write Olsonite Plastics Division.

Olsonite PLASTICS DIVISION

DIVISION OF SWEDISH CRUCIBLE STEEL COMPANY, DETROIT 11, MICH. (856) BUTLER AVE.



or interstate agencies in obtaining approval of proposed projects from appropriate state water pollution bodies. Approval of the Public Health Service itself will have to be obtained as well as in all cases. FWA already holds authorization to then make grants for studies, surveys and other preliminary action preparatory to actual building. Loans for the planning and construction of sewage treatment facilities will bear two per cent interest in contrast to the

interest-free loans formerly made by BCF to cities and states for planning all types of public works.

Grants for plan preparation for any one project cannot exceed \$20,000 under the authorizing law, or one-third the cost of both planning and constructing, whichever is smaller. These loans will be made from the \$22.5 million per year fund for five years.

In addition, smaller grants will be made for research and investigation on

industrial waste disposal problems.

When the program is implemented with necessary funds from Congress, the Surgeon General of the U. S. will organize water pollution control activities on the basis of major river basins. Fourteen of these river basin offices will be established in respective watersheds; but the program will center in the Water Pollution Control Division of the Public Health Service.

A sum of \$800,000 a year for five years will be spent on construction of a research and technical facility laboratory at Cincinnati, Ohio.

Government Reorganization Coming

Washington is waking up to a forthcoming reorganization of the Executive Branch to be proposed by the Hoover Commission right after the first of the year. The task force assigned to the job of going over the government construction agency ramifications reportedly has finished its preliminary report. This was written by Robert Moses, widely known New York planner. Heaviest rumor at present says this Moses report recommends cabinet status for a new Department of Public Works, gathering in all important construction activities of federal government, even housing.

But in any event, the reorganization plan has a long road to travel before the final decisions are made. When the Moses report is submitted to the Hoover Commission, it will be checked closely with other task force reports to eliminate overlap in the tentative rearrangement of Executive departments. The Commission itself will have to pass on final drafts before Mr. Hoover's report consolidating the task force efforts is finally prepared for Congress. (It goes to the Senate President and House Speaker within 12 days of the convening of Congress.)

It is doubtful any concrete results of the Hoover Commission's work will be evidenced in practice, in administrative changes, that is, before well into the fiscal year of 1950.



ON THE CALENDAR

Nov. 14-20: 41st Annual Convention, National Association of Real Estate Boards, Hotel Commodore, New York City.

Nov. 15-17: Fall Meeting, American Oil Chemists' Society, Pennsylvania Hotel, New York City.

Nov. 29-Dec. 4: 18th National Exposition of Power and Mechanical Engineering, Grand Central Palace, New York City.

Jan. 10-14: 3rd National Materials (Continued on page 184)



WITH FERALUN SAFETY TREADS

Workmen at the Curtiss Wright Plant, Propeller Division, Caldwell, N. J., go up and down these stairs . . . safe at every step.

Their shoe soles come to grips with non-slip Feralun Safety Stair Treads, cast iron, with wear-resistant abrasive embedded right in the walking surface.

Heavy traffic day in, day out — but Feralun Safety Treads, built to take hard use, stay non-slip . . . last and last.

And that means low maintenance . . . and high safety.

4 TYPES:

- Cast iron base FERALUN
- Bronze base BRONZALUN
- Aluminum base ALUMALUN
- Nickel bronze base NICALUN

3 SURFACE STYLES:

- hatched . . . plain . . . fluted

Use coupon below to get our free, illustrated catalog. Also consult Sweet's File, Architectural, 13 a-8.

AMERICAN ABRASIVE METALS CO. (AR 11-48)
 460 Coit Street Irvington, N. J.

Please send me your catalog on non-slip stair treads, floor plates, thresholds, elevator sills, and safety tile.

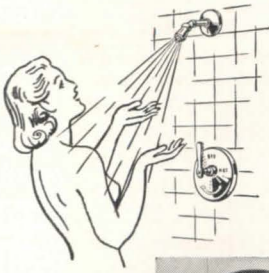
Please have one of your safety engineers contact me.

Name..... Title.....

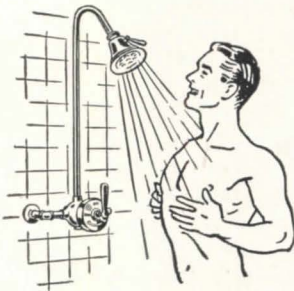
Company.....

Street.....

City..... State.....



TYPE H MIXER
For concealed piping
Dial diameter 6"




TYPE H
Thermostatic
MIXER
For exposed piping
Dial diameter 3 1/4"

CAPACITY
6 to 10 gallons per
min. at 45 lbs. pressure
1/2" pipe connections


ONLY ONE MOVING PART
SIMPLICITY and durable construction insure many years of efficient carefree operation. Mixer body is made of bronze and parts subject to wear have a hard chromium finish.

CONTROL WITHIN 1/2° F.
reported by users. Is widely used in Hospital hydrotherapy, X-Ray and Color Film Developing.

CAN YOU *Top This* ECONOMICAL 20 SHOWER LAYOUT?



GIRLS' SHOWER ROOM
Anderson, Indiana, High School
Designed by Mr. Floyd Akers
Supt. of Buildings and Grounds



Just the type of job for **POWERS** *Thermostatic* SHOWER MIXERS

they are **SAFE** against scalding caused by
1 PRESSURE or **2 TEMPERATURE**
fluctuations in water supply lines

To help your clients get the most for their shower mixer dollars . . . specify POWERS mixers.

Being thermostatic they hold shower temperature constant wherever set regardless of *temperature* or *pressure* changes in water supply lines. They are safe *both* ways.

More economical too. They speed up bathing. No hot or cold water is wasted while bathers wait for a shower at the right temperature. (For a close-up photo showing the economical piping layout shown above phone or write our nearest office.)

CHICAGO 14, ILL. 2720 Greenview Ave. Phone BUCKINGHAM 1-7100
NEW YORK 17, N. Y. 231 East 46th St. Phone ELDORADO 5-2050
LOS ANGELES 5, CAL. 1808 West Eighth St. Phone DREXEL 2394

48HEa

The Safest Shower Mixers ARE MADE BY

THE POWERS REGULATOR CO.
OFFICES IN 50 CITIES • SEE YOUR PHONE BOOK
Over 55 Years of Water Temperature Control

THE RECORD REPORTS *(Continued from page 182)*

Handling Show, Convention Hall, Philadelphia.

Jan. 24-28: 9th International Heating & Ventilating Exposition, International Amphitheatre, Chicago.

CONSTRUCTION REPORT

Building and construction activity in the 37 states east of the Rocky Mountains, as measured by the dollar volume of contracts awarded, last month maintained a favorable 4 per cent gain over

the corresponding month of last year, but F. W. Dodge Corporation statistics show a normal seasonal decline of 11 per cent from July.

A statistical summary of the Corporation's field reports totaled \$854,091,000 in August building awards against \$962,685,000 in July and \$823,216,000 in August of last year in the area east of the Rockies.

While the 15 major reporting regions all showed cumulative gains during the

first eight months of this year as compared with the corresponding period of last, there appeared for the first time in several months a perceptible tendency toward declines in New England, metropolitan New York and Northern New Jersey, the southeastern states and southern Michigan. These areas all showed declines from the dollar volume reported for July and also for August of last year.

As the eighth month of the year drew to a close, the field reports indicated that the dollar volume for the year to date stood at 32 per cent higher than for the corresponding period of last year. The cumulative total at the end of July was 38 per cent higher than that reported for the corresponding period of the previous year, and at the end of June it stood at 36 per cent.

Nonresidential awards in August in the 37 eastern states totaled \$308,750,000 to show a decline of 22 per cent from July and a gain of 6 per cent over August of last year.

Residential awards last month amounted to \$337,550,000, a decline of 3 per cent from July's total, and a gain of 9 per cent over August 1947.

Public works and utilities, including both public and private work, totaled \$207,791,000 last month to reflect a 5 per cent drop from July's total and a decline of 7 per cent from the total shown for August last year.

NATIONAL COMMITTEE FORMED

The establishment of a National Joint Committee to study matters of mutual concern to engineers, general contractors, and the public with a view to more economic construction has been announced by the American Society of Civil Engineers and the Associated General Contractors of America. Earlier in the year, a similar national joint committee was established by the A.I.A. and the A.G.C.

The following have been discussed as subjects on which cooperative study by engineers and contractors can bring beneficial results:

1. Construction courses in engineering colleges to train men for construction.
2. Making work in construction and designing public works attractive to young engineers.
3. Standard contract clauses for engineering construction clearly understood by engineers and contractors.
4. Clear and definite specifications clearly understood by all parties.
5. Design which can obtain maximum benefits from mechanized construction operations.
6. Equitable and clearly understood bidding and awarding procedures for engineering construction.

(Continued on page 186)



1948 . . . sodium pentothal being injected into vein of chest case patient prior to operation



1847 . . . ether administered by a sponge soaked with the drug

Bettman Archive

Progress in Van's century

● As measured by medical science, the years 1847-1948 marked a century of almost fabulous progress. As the pioneer in the industry, progress in the science of kitchen engineering and the art of kitchen equipment manufacture has naturally been linked with the name of Van.

● Hospital administrators and their architects call Van early for suggestions when planning new projects, revisions or expansions.

The John Van Range Co.

EQUIPMENT FOR THE PREPARATION AND SERVING OF FOOD

DIVISION OF THE EDWARDS MANUFACTURING CO.

Branches in Principal Cities

429 Culvert Street

CINCINNATI 2, OHIO

How to Please All Your Clients...


**specify WELDWOOD PLYWOOD
for commercial installations**



OFFICES. Birch Weldwood combined with wallpaper. Valance is decorative and practical — it conceals drape and blind attachments, and provides space for indirect lighting fixtures at the same time.



BARS & RESTAURANTS. This beautiful Claro Walnut Weldwood bar front was made for the Cardinal Richelieu Hotel, San Francisco. Walls and columns were covered with the same paneling.




INSTITUTIONS. Mengel Flush Doors and trim of Ribbon Grain Walnut Weldwood set off the diamond-matched bleached Walnut walls and railing. Recessed panels over doors are of Stump Claro Walnut.



HOTELS. Your first impression of the Ottaray Hotel lobby, Greenville, S. C., is one of richness and good taste. Guinea Wood Weldwood in a handsome treatment of walls, columns and stair-rail.



STORES. Window-dress the whole store! Graceful curves and smooth-flowing lines provide an eye catching background for display in this I. Miller shoe salon, New York. The wood is oak Weldwood.



BANKS. Dignity and stability are the keynotes of this luxurious installation of Figured Mahogany paneling in the Conference Room of the Long Island City Savings Bank, L. I. City, N. Y.

Most commercial installations present essentially the same requirements for an interior wall surface. Appearance, durability, ease of maintenance and finished cost . . . these are the major questions.

And here are Weldwood's answers:

APPEARANCE. Man's old-time, all-time structural-decorative favorite . . . wood. Choose from the very finest domestic and imported hardwoods . . . because only selected flitches go into Weldwood panels. Create traditional or modern interiors. You have a wide latitude for numerous effects . . . because Weldwood's lustrous beauty is a perfect complement to any style.

DURABILITY. Weldwood *resin-bonded* panels are laminated under heat and pressure, to produce a modern form of decorative panel that will *never* warp, crack or delaminate, when properly installed.

EASE OF MAINTENANCE. First cost is practically last cost, when Weldwood walls are installed. These beautiful decorative panels maintain their original beauty with minimum care. Maintenance is negligible.

FINISHED COST. Because Weldwood panels combine high structural strength with great decorative beauty, you can specify many short cuts that save both material and labor. Your finished costs will look good, compared to the striking appearance of the finished job.

So look into Weldwood for *all* your commercial clients. Take your choice from fine woods like oak, birch, korina, maple, walnut, gum, mahogany, zebra-wood, avodire, rosewood and teak. Make *everybody* happy . . . store-owners, restaurants, bankers, businessmen, hotel-owners and operators of institutions. Specify Weldwood for their interior walls.

**SEND FOR NEW BOOKLET ON WELDWOOD
FOR COMMERCIAL INSTALLATIONS . . .
YOURS FOR THE ASKING**

UNITED STATES PLYWOOD CORPORATION AR-118
55 West 44th Street, New York 18, N. Y.

Gentlemen:
Please send me your free booklet on commercial installations of Weldwood Plywood.

Name _____
Address _____
City _____ Zone _____ State _____

WELDWOOD Plywood

Weldwood Plywood and Mengel Flush Doors are products of

UNITED STATES PLYWOOD CORPORATION **THE MENGEL COMPANY**
New York 18, N. Y. Louisville 1, Ky.

Distributing units in Baltimore, Boston, Brooklyn, Chicago, Cincinnati, Cleveland, Detroit, Fresno, High Point, Los Angeles, Milwaukee, Newark, New York, Oakland, Philadelphia, Pittsburgh, Rochester, San Francisco, Seattle. Also U. S.-Mengel Plywoods, Inc., distributing units in Atlanta, Dallas, Jacksonville, Louisville, New Orleans, Houston, St. Louis, Tampa. In Canada: United States Plywood of Canada, Limited, Toronto. Send inquiries to nearest point.

Weldwood* Hardwood Plywood Flexmetl
Douglas Fir Weldwood Weldwood Glue* and other adhesives
Mengel Flush Doors Weldtex* (striated plywood)
Douglas Fir Doors Decorative Micarta*
Overhead Garage Doors Flexwood*
Molded Plywood Flexglass*
Armorply* (metal-faced plywood) Firzite*
Tekwood* (paper-faced plywood) *Reg. U. S. Pat. Off.



**Plastics and Wood
Welded for Good**

Weldwood Plywood is made in both Interior and Exterior types, the former bonded with extended urea resins and other approved bonding agents; the latter with phenol formaldehyde synthetic resin.

FELLOWSHIPS AVAILABLE

Fourteen fellowships for mature students and artists capable of doing independent work in architecture, landscape architecture, musical composition, painting, sculpture, history of art, and classical studies have been announced by the American Academy in Rome.


These fellowships will be awarded on evidence of ability and achievement and are open to any citizen of the United States for one year beginning

October 1, 1949, with a possibility of renewal. Each fellowship carries a stipend of \$1250 a year, transportation from New York to Rome and back, studio space, residence at the Academy, and an additional travel allowance depending upon cost in Europe.

All applications must be received by February 1, 1949. Requests for details should be addressed to the Executive Secretary, American Academy in Rome, 101 Park Ave., New York 17, N. Y.

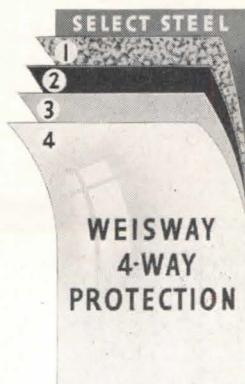
WEISTEEL

Panel Type Compartments For Utility and Economy



For buildings in which toilet compartments must withstand rigorous service and where economy is a factor, Weisteel Panel Type is a wise specification. Their durability and long-run utility have been proved in 38 years of nation-wide use. Now, — bonderized, galvanized steel, finished in high-temperature baked synthetic enamel, assures practical freedom from rust, plus long years of extra value service. Where utmost utility per dollar of cost is important, you can depend on these well-designed, quality-built compartments.

The exclusive Weis gravity hinge eliminates slamming noise and gives trouble-free service through the years. These hinges can be set to stop the flush type doors at any point in their swing, (see illustration) to provide an automatic indicator as to which compartments are available. For complete information on Weisteel Panel Type Compartments write now to



- 1 — Galvanized
- 2 — Bonderized
- 3 — Baked Prime Coat
- 4 — Baked Synthetic Enamel

HENRY WEIS MFG. CO., INC., 1103 Weisway Bldg., Elkhart, Ind.

AT THE COLLEGES

New Courses

A new evening course in the field of land subdivision, with particular reference to planning aspects, has been added to Columbia University's Planning and Housing Division curriculum for the winter session. The course is organized to serve both subdividers and developers of land as well as the governmental agencies in the New York area which generally deal with new land developments. It will consist of 15 sessions, and will include discussions on the techniques and procedures of local planning under the laws and practices of New York, New Jersey and Connecticut, and on the principles of good subdivision design and improvement. Director is Hugh R. Pomeroy, director of the Westchester County Department of Planning.

Columbia University is offering more than 50 evening courses in architecture and related subjects and six advanced day courses, leading to the degree of Bachelor of Architecture, during the current academic year. The courses will cover design, construction, history, planning and housing, and theory. The evening curriculum for high school graduates consists of at least 30 points of pre-architectural subjects, six years of evening attendance in professional courses, and one year of full-time attendance in the School of Architecture.

A new course in public housing is offered this year in the Public Service Training Program of the Evening and Extension Division, City College School of Business. It will be taught by James H. England, executive director of the New York City Housing Authority, and will cover the need for public housing in the United States and the problems to be faced in carrying out government housing, with emphasis on the public housing programs of New York City, New York State, and the federal government.

New School Organized

North Carolina State College of the University of North Carolina at Raleigh has announced the formation of a School of Design with Henry L. Kamphoefner, formerly professor of architecture at the University of Oklahoma, as its first dean.

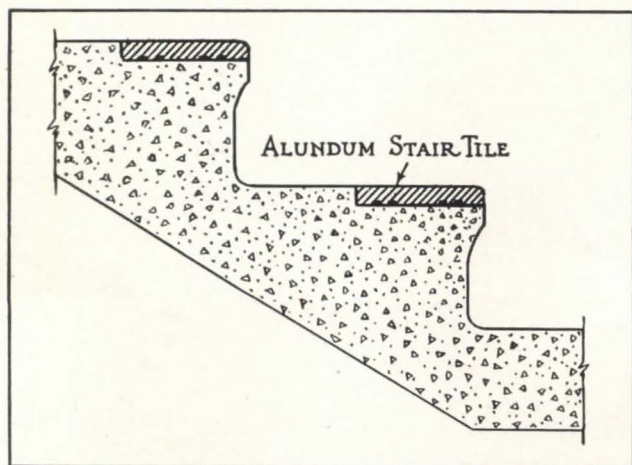

Two departments are now a part of the new school. The Department of Landscape Architecture has Edwin G. Thurlow as head, and Professors Lawrence B. Enersen and Morley J. Williams begin their second year with the College and their first in the new school.

The Department of Architecture, formerly in the School of Engineering, is being reorganized with Matthew Nowicki, Poland's representative on the 15-man Board of Design for the United Nations center in New York, as Professor

(Continued on page 188)

The *Safety-Factor* in a stairway of distinction---

ALUNDUM[®] *non-slip* STAIR TILE



ALUNDUM Stair Tile (and Floor Tile)—in nine colors and a variety of sizes—is especially designed to make stair nosing and vital walkway and ramp areas permanently *non-slip* and extremely resistant to wear from foot traffic. To make this tile, rugged ALUNDUM (aluminum oxide) abrasive is ceramically bonded with special clay which becomes an integral part of the tile. Both the stair and floor tile present a *level* surface—free from irregularities and grooves that catch heels and cause accidents. Add *safety* to stairs (and floors) of distinction by using ALUNDUM Tile for positive, permanent non-slip protection, even when wet—and stout resistance to the most concentrated foot traffic.

[See our Catalog in Sweets]

NORTON COMPANY, WORCESTER 6, MASSACHUSETTS

of Architecture and acting head. New associate professors are James W. Fitzgibbon, Edward W. Waugh and Duncan Stuart. Other members of the faculty are assistant professor George Matsumoto, visiting assistant professor (part time) Stanislava Nowicki, instructors John C. Knight and John H. Moehlman, Instructor (part time) Margaret Crosby Fitzgibbon and Graduate Assistant David George.

Lewis Mumford will be a member of

the new staff as Visiting Professor of Architecture and will spend six 10-day periods on the Raleigh campus where he will give a series of public lectures and seminars with the advanced students in architecture and planning. He also will lecture at the University in Chapel Hill as a part of the program in the Graduate Department of the City and Regional Planning.

Plans are now being projected to include work in the near future in textile,

industrial, ceramic and furniture design in collaboration with the schools and departments already in the College where the present work in those fields is concerned mainly with production and management. The new School of Design will coordinate those activities with the new facilities and faculties in design.

Professor Ross Shumaker, Associate Professor William L. Baumgarten and Assistant Professor Alexander Crane, who were members of the Department of Architecture before the reorganization, will continue in the new school. F. Carter Williams returns to the staff as visiting Associate Professor (part time) for the Fall term.

Appointments

Louis I. Kahn of Philadelphia and Eliot F. Noyes of New Canaan, Conn., both well-known architects, have been appointed to the Yale University faculty as Critics in Architectural Design. Appointed Visiting Critics at Yale, to supervise problems in Advanced Architectural Design for a five-week period each, are: Sven Markelius, noted Swedish architect and member of the UN Architectural Commission; Eero Saarinen, graduate of the Yale Department of Architecture and winner of the Jefferson Memorial Award a few months ago; Pietro Belluschi, architect of Portland, Ore.; John Sloan of New York, who has specialized in the office, hotel and public building fields; and Hugh Stubbins of Lexington, Mass., Associate Professor of Architectural Design in the Graduate School of Design at Harvard.

Three new instructors have been added to the architectural faculty of The Cooper Union Art School, New York City: Carl Frederick Brauer and Sam J. Glaberson, both in private architectural practice in New York, and Peter W. Bruder, a New York consulting engineer.

Award Announced

The Trustees of The James F. Lincoln Arc Welding Foundation have announced a joint award of \$5000 to Professors C. D. Williams of the University of Florida and E. C. Harris of Fenn College for their co-authorship of a textbook manuscript in the Foundation's Textbook Award program. Their manuscript, "Structural Design in Metals," was chosen as the best submitted in the structural engineering field. It will be published by the Irwin-Farnham Publishing Co., Chicago.

New Booklet Issued

Let's Build A House!, the latest 12-page research bulletin issued by the Louisiana State University Engineering Experiment Station, outlines economical building methods and designs for small houses, with maximum comfort and

(Continued on page 190)

specify with assurance



use

Feather-light
alumitile

When you specify Alumitile you give your client assurance of enduring beauty, and the convenience of gleaming, easy-to-clean walls at prices within the most modest budget. You, the architect, are assured of quality, permanence, and dependability with


this modern wall covering. Alumitile is made of sturdy aircraft aluminum, so light in weight that it presents no structural problem. Finished in a choice of 14 decorator selected colors, baked on for permanence, Alumitile offers a wide range of distinctive designs. When applied with a waterproof mastic to any smooth surface it becomes as rigid as the wall itself. Alumitile is thoroughly proof against fire, water, rust, heat and cold. It will not crack, peel or craze. Alumitile is the ideal wall covering for kitchens, breakfast nooks, laundries and bathrooms for home use; and in addition, it has a wide range of commercial uses . . . both indoors and out. Investigate this amazing new wall tile—alumitile. Send coupon for descriptive material, color chart and FREE sample.



HASTINGS alumitile

METAL TILE PRODUCTS, INC., Hastings, Mich.
Please send me architect's kit FREE.

name _____
business _____
address _____
city _____ state _____



George Harris Richardson Elementary School, Washington, D. C. Architect: M. A. Coe, Municipal Architect, District of Columbia. Builder: J. D. Hedin Construction Co., Washington, D. C. Viewed through Lupton Casement Window. School windows are Lupton Architectural Projected-Type.

See what modern metal windows can mean in school building. Bright, cheerful classrooms with large window areas . . . abundant, non-glare daylighting with clear, effortless vision in every part of the room . . . all of these advantages are available with Lupton Windows. Lupton Metal Windows provide controlled, natural ventilation. Beautifully designed operating hardware adds the modern look to classroom interiors. Economy, a vital feature of large scale building, is effected by the long life of Lupton Metal Windows. Bronze wire screens with neat, narrow metal frames can be furnished with open-in or open-out ventilators. There is a Lupton Metal Window for every type of building. Write for our catalog or see it in Sweet's.

MICHAEL FLYNN MANUFACTURING CO.
700 East Godfrey Avenue, Philadelphia 24, Penna.
Member of the Metal Window Institute

LUPTON

METAL WINDOWS

livability, in view of the present level of building costs. It includes illustrations, check lists and discussions on financing, employing the architect and contractor, and long-range considerations of the site, design, plan and equipment, emphasizing storage facilities. Copies of the bulletin or additional information can be obtained free of charge from Low-Cost Housing Research, Engineering Experiment Station, Louisiana State University, Baton Rouge 3.

OFFICE NOTES

Offices Opened, Reopened

Boddy-Benjamin Associates, Inc., Architects and Engineers, have announced the opening of offices at 2210 Park Ave., Detroit, Mich. With architectural, structural, mechanical and electrical departments, the firm is prepared to render complete architectural and engineering services on industrial, commercial and public buildings, and on industrial and

public utility power plants. Principals in the new firm are Fred A. Boddy and Max W. Benjamin, Registered Mechanical Engineers, and Frederick H. Potz, A.I.A., Registered Architect.

Charles E. Boettcher has opened an office for the practice of architecture at 420 Cutler Bldg., Rockford, Ill. He will specialize in commercial, residential, and interior design.

Henry V. Chescoe, Architect, has announced the opening of an office at 909 Hearst Bldg., San Francisco, Calif.

Robert Wehrli, Architect, has opened a branch office at Worland, Wyo., for Goodrich & Wilking, Associated Architects, of Casper, Wyo.

New Addresses

The following new addresses have been announced:

Barber & McMurry, Architects, 2375 Kingston Pike, Knoxville, Tenn.

Marcel Breuer, Architect, 113 E. 37th St., New York 16, N. Y.

Richard Hawley Cutting and Anthony S. Cirese, Architects, 2074 E. 36th St., Cleveland 15, Ohio.

Gardner A. Dailey, F.A.I.A., and Associates, Architects, 442 Post St., San Francisco 8, Calif.

Oswald Fischer, Architect, 35-10 Broadway, Long Island City 3, N. Y.

Robert Heller, Inc. (formerly Robert Heller Associates), Industrial Designers, 161 E. 61st St., New York 22, N. Y.

J. MacDonald Jacob & Assoc., A.I.A., 217 Pierce St., Birmingham, Mich.

New York City Housing Authority, 63 Park Row, New York City.

Arthur Rigolo, A.I.A., Route 6 at Grove St., Clifton, N. J.

New Firms, Firm Changes

Announcement has been made of the combining of offices of Carson-Kantianis-Kirley, Architects, Springfield National Bank Bldg., Springfield, Mass.

Churchill-Fulmer Associates, Architects and City Planners, of New York City, are entering the field of school planning and school surveys, with Ralph S. Foss in charge of the educational side of the work.

Theodore Hartman, Architect, has announced his severance from the partnership of Howe and Hartman and the opening of his own office for the general practice of architecture in the Goetz Theater Bldg., Monroe, Wis.

Alfred A. Rothmann, Architect, has become associated with the firm of Alfred Hopkins & Associates — Architects, of 415 Lexington Ave., New York City. Mr. Rothmann was formerly chief architect of the eastern district of the Austin Company.

Charles J. Wormfeld and Eric Singleton have resigned from the engineering firm of Gibbs & Cox to open their own consulting engineering offices at 150 Nassau St., New York City.



THE MEASURE OF YOUR REPUTATION

A house is often judged by its roof . . . and the measure of your reputation is the roof you build.

Better roofs are built with Bird Master-Bilt Thick Butt Shingles. Tests *prove* they're better . . . and the biggest test is time. The *extra* layers of asphalt and deeply embedded mineral granules give a tougher weatherproof surface, and added fire resistance for long life of the shingle. Narrower cut-outs and heavier shadow lines give a massive appearance to the roof. Bird Master-Bilt Thick Butt Asphalt Shingles are available in a wide range of handsome colors and blends . . . *more variety than is found in any other type of roofing material* . . . there's a color perfect for every roof.

Test Bird Master-Bilts yourself — compare them. They are worthy of your best building design . . . the measure of your reputation.

In-wall condensation ruins many fine buildings. Guard against it . . . use Bird Neponset Black Vapor Barrier. On the warm side of insulation, it costs about \$20 for a \$10,000 house . . . an investment that pays. Ask about it today.

BIRD & SON

EST. INC. 1795
EAST WALPOLE, MASS.

NEW YORK

SHREVEPORT, LA.

CHICAGO

"Definitely a Source of Fuel Economy"

... a PETRO, of course!

WHEN AN ARCHITECT specifies a Petro oil burning system, he knows he can count on dependable heating performance. Either from his own experience or that of others, he realizes a Petro means steady, reliable operation year after year, unshackled by bothersome upkeep or costly maintenance.

Also, a Petro is "definitely a source of fuel economy". Incorporating such oil-conserving features as the Petro Thermal Viscosity Control, Petro industrial units have the capacity to burn the heavier, lower-cost, higher-heat fuel oils at peak combustion efficiency. Petro domestic equipment is noted for "tubular atomization", a hollow cone of atomized oil spray that ignites instantly, burns cleanly.

These features contribute to fuel savings. They make for owner satisfaction and appreciation which redound to the architect's credit. Mr. Burrows succinctly sums it all up with the expression "Petro performs beautifully". To which we would add — in any building, small or large.

INDUSTRIAL MODELS: No. 5 or No. 6 fuel oil; manual, semi-automatic or automatic operation; 8 sizes to 450 bhp. Thermal Viscosity preheating.

DOMESTIC MODELS: No. 3 or lighter oils; "conversion" and combination-unit types, 7 sizes. Patented "Tubular Atomization."

FULL DATA on Petro Industrial Burners are in catalog files of Sweet's and Domestic Engineering. Details on Petro Domestic Burners available in separate catalog. Copy of either sent gladly on request.

PETRO

REG. U.S. PAT. OFF.

cuts steam costs



John S. Burrows, Jr., nationally known architect, author of the book, "Your New Home, 1948"; Chairman Small House Committee, A.I.A., for the City of New York; member of the committee of the New York Chapter, A.I.A., to study the problem of housing for paraplegic veterans. Mr. Burrows makes these comments concerning oil heating:

"I have found that more and more owners are switching to oil heat, particularly on a price basis.

"In regard to Petro equipment, it performs beautifully in the jobs where I have used it. It is thoroughly reliable and is definitely a source of fuel economy. The Petro distributor is a big help to his clients for he retains their confidence and is a constant source of service".

(Continued from page 153)

dependent of the heater elements in the summer. Edwin L. Wiegand Co., 7500 Thomas Blvd., Pittsburgh 8, Pa.

AIR REGULATOR

A new control device called RAC (Regulated Air Circulation) has been designed to eliminate sudden blasts of cold or hot air often associated with warm air heating systems by automatically regulating the volume of cold air intake in direct proportion to the


temperature of warmed air ready for distribution.

The RAC Control is activated by a sensitive metal cylinder installed in the warm air plenum and connected to a damper in the cold air return by a capillary tube containing a special fluid. In this way, the manufacturers explain, the degree of heat in the plenum controls the supply of cold air fed into the heating system in pre-determined amounts, established by the adjustment of a simple

dial. No electrical or other connections are necessary, and the device may be installed on old or new forced warm air heating equipment. Jones & Brown, Inc., 439 Sixth Ave., Pittsburgh, Pa.

STAIRWAY LIFT

An automatic, motorized stairway lift for floor to floor material handling has recently been introduced for use in any open space either inside or outside the building or over a present wood or concrete stairway.



Stairlevayor, a motorized lift designed for use in open spaces or over stairways





Stairlevayor is adjustable for width, length and pitch of stairway; is said to require no special shaft space or reinforcement, and is designed to be erected either with a small wedge-shaped recess at the stairway base or in conjunction with a short ramp. It features push-button controls at every floor level, and is said to have a safety factor of over five to one. The lift comes complete with motor, cables, automatic limit switch and electric brakes and is available with or without steel stair treads. The manufacturer states that the Stairlevayor can be installed by any contractor in less than a day's time. The Moto-Flow Co., 141 A Webster St., Bay City, Mich.

LIGHT METERS

Three new instruments for measuring light intensities have been developed to make possible more accurate measurement of illumination "in the field." Errors in the old-type light and exposure meters, which require the interpretation

(Continued on page 194)

the door that lets traffic through quickly



An architect's vision —
a stainless steel reality by Ellison.

ELLISON BRONZE CO.

Jamestown, New York


representatives in 68 principal cities

Ellison
the

BALANCED DOOR

K&M "Century" Asbestos Corrugated

for long life without maintenance...



The "new" roof on this industrial building is actually more than 3 decades old! A coal operator installed these "Century" Asbestos Corrugated sheets on a coal tipple 33 years ago before he re-used them here.

for modern architectural effect...

Beauty in typically modern style is brought to this store with a facade of "Century" Asbestos Corrugated. This beauty will last without any painting or other expensive upkeep.



You've probably noticed that "Century" Asbestos Corrugated is growing in popularity for decorative motifs...inside and outside...for industrial plants, stores, restaurants, theaters. There's a rugged attractiveness in the simplicity of the corrugations and neutral light-gray coloring.

And perhaps it's no news to you that "Century" Asbestos Corrugated is thoroughly practical from the structural point of view. It actually toughens with age. Never needs to be painted. Can't rot, corrode, catch fire, or succumb to termites.

NEW "TOP-SIDE" FASTENERS CUT ROOFING COSTS

On top of all this, you can specify the new "TOP-SIDE" Fasteners, and cut a big slice off the cost of roof installation over steel purlin construction. Exclusive with "Century" Asbestos Corrugated, these new fasteners permit roofing to be done entirely from atop the roof...eliminating entirely the costly labor and scaffolding normally required beneath. This feature, alone, is worth looking into—write us for full details.

Original
manufacturers of
asbestos-cement shingles
in this country

KEASBEY & MATTISON
COMPANY • AMBLER • PENNSYLVANIA



of their readings by lighting experts, were said to have been caused by the color of light (the cells in light meters being more responsive than the human eye to blue and ultraviolet wavelengths of energy) and the reflection of light (especially when the light strikes at an angle from the surface of the cell and its protective glass cover plate).

The technique for correcting the errors caused by color and reflection is described as consisting of the cementing

of proper lenses and, in some cases filters, to the cells themselves.

The smallest of these new instruments is a pocket-size light meter using one of the laminated cells and is said to be within 10 per cent accurate for any color of light or angle of light incidence.

A larger, more sensitive instrument, the *Low-Range Precision Light Meter*, features the mounting of the cell in a gimbal, similar to those used in naval gyro compasses, to eliminate the need

(Continued from page 192)

for hand leveling and increase the speed of taking readings. Its angular response is described as "almost perfect" and is said to be 100 times more sensitive than the pocket meter.

Designed to incorporate both color and angular precision through the use of laminated cells is the *Multi-Range Precision Light Meter* having 10 times the sensitivity of the pocket meter. General Electric, Lamp Dept., Nela Park, Cleveland 12, Ohio.



Water heater features linoleum desk top

DESK MODEL WATER HEATER

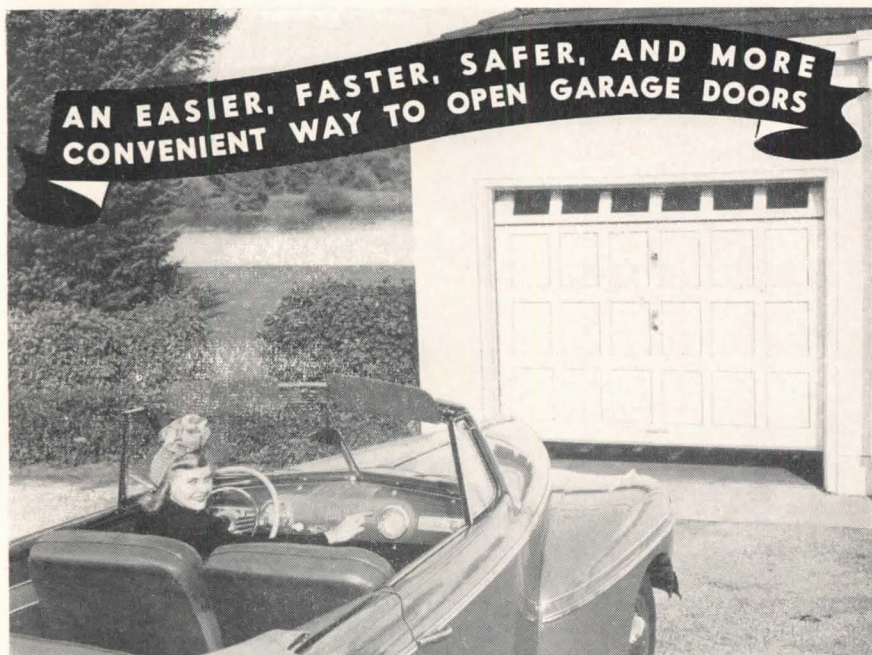
The *Bradford Kitchen Desk Water Heater* combines an electric water heater unit and a kitchen-secretary unit, complete with linoleum desk top, desk lamp, note pads, pencils, minute minder clock and condiment set. The heater, measuring a scant 25 by 25 by 36 in. is available in both 30 and 50 gal. models. The manufacturer describes the heater as featuring electric arc-welded, copper bearing steel tanks, galvanized and hydro-statically pressure-tested to 353 lb.; Fiberglas insulation; and adjustable thermostats. Pennsylvania Range Boiler Co., 24th and Ellsworth Sts., Philadelphia 46, Pa.

STEEL SHORE

Recently introduced in this country is a new type, steel, adjustable shoring device which, the manufacturers report, can be erected to any working range by one workman in three simple movements. These consist of lifting an inner tube, inserting a pin in the nearest hole which acts as a safety lock, and turning the handle for final adjustment. The shore is made in four heights ranging from 5 ft. 7 in. to 11 ft. and is adjustable up to 15 ft. when fully extended.

In addition to its use in supporting temporary formwork to concrete floor arches, beams, walls, columns, etc., it

(Continued on page 196)



Use the time-proved, dependable Barber-Colman RADIO CONTROL

We designed, built, and installed RADIO CONTROL for garage doors in 1926 — over 20 years ago! Between then and 1936 we redesigned the units several times, simplifying the equipment and improving its dependability of operation. For over 10 years now (except during the war period) we have been offering a successful system which has proved its reliability in thousands of satisfactory installations.

With the Barber-Colman RADIO CONTROL for garage doors, the driver has only to touch a button on the instrument panel of the car as it approaches the garage. The door immediately opens and, if so arranged, lights in the garage and along the driveway are automatically turned on. When the door is open, it can also be closed by the RADIO CONTROL or, if preferred, from a wall switch in the garage or the house. *RADIO CONTROL eliminates all need for getting out of the car to open or close the garage doors!* Consult your nearest BARBER-COLMAN representative for details of equipment and installation.

Write for current literature

FOR FURTHER
INFORMATION



FACTORY-TRAINED SALES and SERVICE REPRESENTATIVES in PRINCIPAL CITIES



BARBER-COLMAN COMPANY
102 MILL ST. • ROCKFORD, ILLINOIS

Only **THRUSH** FLOW CONTROL VALVES

*Have
This*




Hundreds of thousands of these valves now in use are giving trouble-free service.

Eliminates Leakage

THE PATENTED vent which relieves pressure below the seat in a Thrush Flow Control Valve is only one of the features which make this valve outstanding. It has no tight fitting guides. There is nothing to bind or stick. Shut-off is positive. It is easy to install . . . and eliminates the need for a union. The convenient manual adjustment does not interfere with normal operation. With all its important advantages, the Thrush Flow Control Valve costs less than competitive valves. It is used with a Thrush Water Circulator to control circulation and prevents wasteful overheating in automatic Forced Circulating Hot Water Heating Systems. See our catalog in Sweet's or write Department J-11.

H. A. THRUSH & COMPANY • PERU, INDIANA



**THRUSH
WATER
CIRCULATOR**
**FORCED
CIRCULATING**

Summer-Winter Hot Water Heat

can be adapted to scaffolding and sway bracing. Acrow Inc., 155 Washington St., Newark, N. J.

STRUCTURAL GLASS


A new shade of structural glass known as *Alamo Tan* has gone into production by Libbey-Owens-Ford Glass Company to replace *Ivory Vitrolite* which no longer can be made because of the ban on the use of uranium. The new shade will be available in both fire polished and me-

chanically polished surfaces. Libbey-Owens-Ford Glass Co., Nicholas Blvd., Toledo 3, Ohio.


DISHWASHER

The new model of the immersion-type *Dish-Master*, which can be used as a restaurant scullery sink as well as a dishwasher, features (1) an electrically fused, stainless steel body designed to attain smooth, seamless and leakproof connections; (2) a completely enclosed motor

shaft for the $\frac{1}{4}$ hp motor, which agitates 315 gallons of water a minute, for protection against dust and moisture; (3) removable temperature-controlling thermostats to facilitate repairs; and (4) self-draining tank floors to permit water to run off automatically when the drain is opened and to increase the speed of the washing cycle. Liberty Metal Products Co., Inc., 65 Northampton St., Boston, Mass.



Scullery sink, washer are in same unit



Edward S. Harkness Memorial Hall, Presbyterian Hospital, Columbia-Presbyterian Medical Center, N.Y.C.
Architects: Voorhees, Walker Foley & Smith. Builders: Vermilya-Brown Co., Inc.



Murphy-Cabranette Kitchens are recommended for buildings which seek to save space, to provide modern convenience with trouble-free operation and negligible maintenance cost.



183 Murphy-Cabranette Kitchens

Erected in 1947 as a dwelling-place for hospital personnel, this building is a model of modern apartment design.

Murphy-Cabranette Kitchens give complete kitchen facilities in minimum space. In each compact unit are combined modern range (gas or electric) with heat control and insulated oven, refrigerator with push-button door and stainless steel frozen food compartment, deep-bowl sink and storage space. Sink-and-range top are combined in one piece. All exposed surfaces are of genuine vitreous porcelain, easy to clean and never require repainting.

OUTLET STRIPS

By providing a spread of electrical outlets at either 6 or 18 in. intervals along the baseboard or chair-rail molding of offices, a new *Plug-In Strip* is designed to provide sufficient outlets to "plug-in" business machines and desk lamps, to reduce fire hazards, and to eliminate the need for trailing extension cords.

A Plug-In Strip installation is made by joining either 3 ft. or 6 ft. standard lengths. The 24 gage steel channel and two copper wire conductors, "factory-wired" inside the raceway, may be cut to fit on the job with a hacksaw at any desired location between the receptacles. When these lengths are joined in an installation, a copper barrel connector is crimped over the conductor ends. This provides a solid copper conductor from panel box to last outlet and eliminates soldered and screwed connections in the circuit.

Matching fittings included are interior, exterior and flat elbows; center and end feeds; and "fill-in" strips for placement in inaccessible places such as behind radiators. A rounded trim, in itself a raceway for bell, buzzer or signal wiring, can be installed against the strip in order to provide a chair-rail molding, baseboard capping or conventional quarter round utility. National Electric Products Corp., Chamber of Commerce Bldg., Pittsburgh 19, Pa.

PLASTIC SPRAY

A new plastic spray, *Krylon*, is said to adhere to practically any material, dry in less than a minute, and leave a clear,

(Continued on page 198)

DWYER PRODUCTS CORPORATION
Dept. R11 - MICHIGAN CITY, INDIANA

**YOU'RE BETTING
ON A SURE THING**

WHEN FRINK PLANS YOUR LIGHTING



You *can't miss* when you take this sensible, *sure* approach to a properly planned fluorescent installation. Call in Frink. Ask for a *PLAN-O-LITE*, a custom-designed lighting layout, engineered to meet all of your exact requirements. *You pay nothing extra* for Frink's helpful *PLAN-O-LITE* service, and it's a sure bet that you'll get a more efficient, better looking, more satisfying installation. Write today for the new *PLAN-O-LITE* sample packet offered below.

There's a Frink L-I-N-O-L-I-T-E fixture expertly engineered for every commercial fluorescent lighting need. Fifteen standard designs of highest quality workmanship and materials. Write for catalog.



See how it's done . . . the new Frink *PLAN-O-LITE* sample packet forcefully demonstrates the how, why and wherefor of engineered fluorescent lighting. It gives you eight *PLAN-O-LITE* layouts and engineering data for typical Frink installations, with photos of the outstanding results. FREE for the asking while the supply lasts. Write today to Dept. 11-AR.

THE FRINK CORPORATION

27-01 Bridge Plaza North, Long Island City, New York

Designers and Manufacturers of

L-I-N-O-L-I-T-E

FLUORESCENT FIXTURES

flexible coating with resistance to discoloration at high temperatures, water, alcohol, alkalis, acids, mineral oils, grease and chemical fumes. Krylon is distributed in a container with a press-button sprayer for easy application. Of particular interest to architects and engineers, Krylon is reported to be a valuable protective covering for drawings, tracings, prints, photographs, etc. Soap and water will remove dirt and smudges from the coated surface; however, if de-

sired, the entire coating can be removed with a special solvent. Foster & Kester Co., Inc., Philadelphia 32, Pa.

LOCKER UNITS


The Office Valet-Lockerette provides an open type coat rack with spaced coat hangers, individually ventilated hat shelves, 12 by 12 by 15 in. lock boxes and an off-the-floor shelf for rubbers. The lock box sections are furnished assembled. The hat and shoe shelves slip

(Continued from page 196)

into place between locker sections.

While ample space is claimed allotted to each employee, these units are said to save in floor space and can be spotted near points of work.

The Lockerette is available in capacities for 12 or 18 persons. The small size is 6 ft. wide by 15 in. deep by 6 ft. 6 in. high, while the large size has an additional width of 3 ft. These steel units are available in olive green, walnut brown and gray baked-on finishes. Vogel-Peterson Co., 624 S. Michigan Ave., Chicago 5, Ill.



Heater uses special flue for high output

GAS RADIANT HEATER

The *Panelray* gas heater employs a special flue, incorporating a series of convolutions, in order to obtain high heat output. This flue forms a vertical "heat trap", body height, which is designed to radiate heat into the living zone of the room.

The heater is designed for installation in standard 4 in. walls, and extends 1½ in. beyond the plaster. Panelray has no exposed flame or incandescent parts. Available sizes are 10,000, 20,000 and 30,000 Btu. input.

This heater was pictured on page 113 of the September issue and was designated improperly as the source of radiant heat. Day & Night Mfg. Co., Monrovia, Calif.

BATHROOM CABINETS

Philip Carey Mfg. Company is now equipping bathroom cabinets, of several styles and mirror designs, with fluorescent light fixtures. Features included are a single electrical outlet box that serves fixtures, switch and convenience plug and a simple nut-bolt to hold the bulbs and to facilitate changing them. Philip Carey Mfg. Co., Cincinnati 15, Ohio.

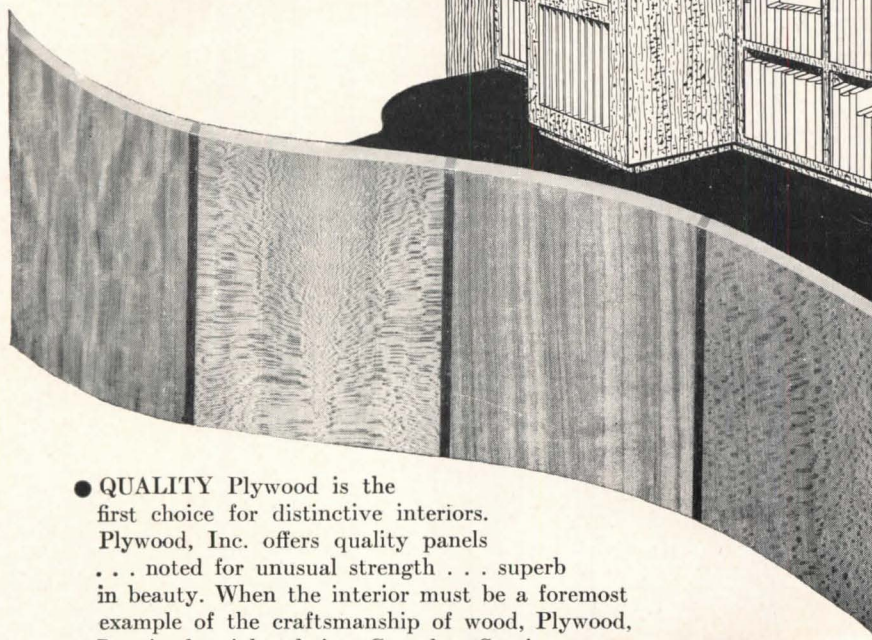
ILLUMINATED PICTURES

Utilizing the unusual ability of acrylic plastic to transmit light, illuminated pictures have been produced to provide

(Continued on page 200)

★ Plywood

for Beautiful,
Lasting Interiors




- **QUALITY** Plywood is the first choice for distinctive interiors. Plywood, Inc. offers quality panels . . . noted for unusual strength . . . superb in beauty. When the interior must be a foremost example of the craftsmanship of wood, Plywood, Inc. is the right choice. Complete Service, Including Panels and Veneers to Your Specifications.



Write to Your Nearest Divisional Branch
For Complete Facts

- | | |
|-----------------------------------|--|
| PLYWOOD DETROIT
Detroit, Mich. | PLYWOOD GRAND RAPIDS
Grand Rapids, Mich. |
| PLYWOOD DAYTON
Dayton, Ohio | CLEVELAND PLYWOOD
Cleveland, Ohio |
| PLYWOOD TACOMA
Tacoma, Wash. | SAN FRANCISCO PLYWOOD
San Francisco, Cal. |
| | PLYWOOD LOS ANGELES
Los Angeles, Cal. |


**AIR CONDITIONING
REFRIGERATION**



With Turbo Compressors

ONLY YORK HAS


Stainless Steel Impeller Wheels . . .



Available on no other compressor, yet they're standard equipment on York Turbos! Wheels constructed *entirely* of turbine quality stainless steel, corrosion-proof . . . and erosion resistant . . . assure years of operation at initial high efficiency.

ONLY YORK HAS

Pre-Rotation Vane Control . . .



Exclusive with York, a *gradual acting* multi-radial vaned control, constructed of accurately machined non-ferrous materials. Ring and pinion gear movement insures smooth vane opening and closing—multiple vanes give *precise adjustment* of refrigerant flow down to minimum capacities . . . impart a *flow pre-rotation*. Result—inherent *stability of operation* over the widest capacity ranges.

York gives you these 2 exclusive features at no extra cost. They put the York Turbo in a class by itself!

York Corporation, York, Pennsylvania.

YORK *Refrigeration and Air Conditioning*



HEADQUARTERS FOR MECHANICAL COOLING SINCE 1885

(Continued from page 198)

both a framed picture and a portable lighting device for use over beds, bookshelves, mantles and cabinets, or as a wall decoration. A plain sheet of acrylic plastic is engraved on the rear surface of the picture. When light is applied along the edge of the sheet, the path of light is interrupted by the engraved portions and thus brings out the design. By adding color and black to the back of the sheet, a 3-dimensional effect can be produced. Called *Decoralite*, this illumi-


nated picture is described as opening new possibilities in the field of functional as well as decorative illumination by providing glareless room lighting. Lightolier Inc., 11 E. 36th St., New York, N. Y.

TEXTILE MILL HEATER

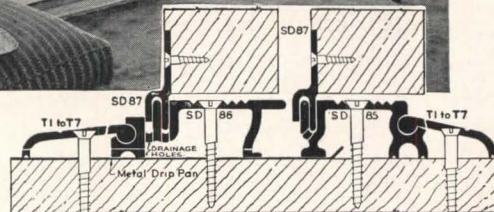
The *Textile Thermolier* is described as an answer to the requirements for a unit heater that can maintain its heat transfer capacity under the adverse operating conditions in textile mills with a mini-

mum of cleaning maintenance. Replacing the conventional finned surfaces subject to rapid clogging are smooth contour heat transfer surfaces. Removing lint and dust is said to be completed in a few minutes with a jet of air from a compressed air hose or from a portable electric hand blower. A high volume of air delivery is designed to provide a partial self-cleaning action to maintain the heater's capacity for long operating periods.

WEATHER STRIPS FOR SLIDING DOORS



**EXTREME
EXPOSURE**



SADDLE NO. 850-A FOR ONE OR TWO PAIRS OF SLIDING DOORS

But Thoroughly Weatherproof


The above home, atop a high cliff, illustrates a wise use of Accurate Metal Weatherstrip for the sliding doors. For here, in the most inclement weather, rain or snow cannot beat its way in when the doors are closed. Nor can the smallest insects find their way through. The Accurate brass saddle for sliding doors has no substitute. It is another of the improvements pioneered and patented by the Accurate organization in the past 43 years to make windows and doors weatherproof.

WRITE FOR SPECIAL FOLDER



ACCURATE METAL WEATHER STRIP CO., Inc.

215 East 26th STREET, NEW YORK 10, N. Y.



Smooth heat transfer surfaces are said to reduce clogging of convector unit


The unit is offered in one size with a rating of 113,700 Btu per hour using steam at 2 lbs. pressure and entering air at 60° F. With steam at 25 lbs. pressure this same unit is said to deliver 143,400 Btu per hour. Any steam pressure up to 125 lb. can be used with corresponding increases in the heat transfer capacity. Grinnell Co., Inc., Providence, R. I.

MEMO PAD

Pen or pencil notes are reported not easily lost if made on a new Vinylite plastic sheet writing pad. Notes are said to remain until erased by wiping the board with a cloth dipped in special remover fluid. The Vinylite board comes in a range of sizes and can also be used for preliminary sketches and layouts, conference and telephone pads and other office and school needs. Ruhl Development Co., 241 16th St., Toledo, Ohio.

PORCELAIN SINK

The new *Deluxe Porcelain Sink and Cabinet Unit*, recently introduced by the Tracy Customized Kitchens, includes a 54-in. double drainboard sink top in white porcelain enamel, crumb cup strainer and faucet with spray attachment. The unit is complete with a steel undersink cabinet with baked enamel finish, recessed center section, stainless steel handles, insulated doors and drawers, concealed ventilation, and storage space. Tracy Mfg. Co., Pittsburg, Pa.



Another addition to the
Pittco De Luxe line of Store Front Metal

● This double-faced rectangular sash (Pittco De Luxe 15C) was designed as a companion piece to Pittco's single-faced rectangular sash (12C). Both are extremely popular with architects who demand a plain surface, rich in tone and gloss, for certain modern store front designs.

This new sash is especially suitable for installations above the first floor level . . . the sash can be

reversed so that necessary replacements can be made easily from inside. It can be used with any of Pittco's wide variety of De Luxe mouldings. And its strength and clear, sharp profiles are assured by its extruded method of manufacture.

Pittco De Luxe Store Front Metal is the ideal choice where highest quality is the prime consideration. Where quality and economy are of equal importance, specify Pittco Premier. The Premier line of Store Front Metal embodies the same perfection of finish as Pittco De Luxe, but it is lighter in weight and provides a shallower reveal for show windows.

PITTCO
STORE FRONT METAL



PAINTS • GLASS • CHEMICALS • BRUSHES • PLASTICS

PITTSBURGH PLATE GLASS COMPANY


(Continued from page 154)

3 "Home Town" Schools Heated by Webster

In Camden, N. J., home town of the 60-year old Webster Organization, the Board of Education turned to Webster for solution of the diverse heating problems in both local high schools and one grammar school.

Heating plans for the Camden Board of Education are made by William T. Harker, of William T. Harker & Associates, Consulting Engineers, who says:

"Putting Camden-made Webster Moderator Systems in our schools is more than a matter of home-town pride. We have found that it pays to do so. Comfort is increased. Heating costs are low. Webster has the equipment and the experience to solve our heating problems."



Camden Senior High School, Camden, N. J. Built 1918. Heating modernized 1945 with Webster Moderator System.

In one case the high pressure boiler plant was converted to low pressure. In another, inoperative room temperature control was removed. In a third, noise was eliminated.

Modernization of obsolescent or worn mechanical plants pay off — equal and sometimes even greater results can be obtained in other public buildings, warehouses, hotels, office buildings, apartments.

Write us about your heating problems. A Webster Representative will be glad to discuss it with you.

Address Dept. AR-11

WARREN WEBSTER & CO.
Camden, N. J. : Representatives in Principal Cities
In Canada, Darling Brothers, Limited, Montreal

**Webster
HEATING**

Concrete

Trimix Makes Good Concrete Better. Folder describes the use of a multi-purpose liquid mixture which is said to simplify and speed the handling and placing of concrete, stucco and cement plaster and also to accelerate finishing operations and add to the strength and durability of completed structures. 6 pp., illus. Building Products Div., L. Sonneborn Sons, Inc., New York 11, N. Y.*

Domestic Water Heaters

Water Heating with L. P. Gas. Installation tips on how tempering tanks and smaller size water lines can save on water heating costs are included in this booklet. Other pages discuss how to select adequate water heater size, heater location and proper tank water temperature. Return circulating systems and special series installations are pictured. 16 pp., illus. Bryant Heater Co., 17825 St. Clair Ave., Cleveland 10, Ohio.*

Boilers

Scotch Boilers (Bulletin No. 8-B). Advantages, construction details and design features are discussed for a line of Scotch boilers ranging in capacity from 1,400 to 25,000 sq. ft. steam radiation. Ratings and dimensions are listed. 4 pp., illus. The Brownell Co., 430 N. Findlay St., Dayton 1, Ohio.

Vermiculite

Insulation and Lightweight Aggregates. New methods of construction made possible by the use of vermiculite are described, including such subjects as insulating fill, insulating concrete and plaster, and acoustical plaster. 8 pp. Zonolite Co., 135 S. LaSalle St., Chicago, Ill.

Stainless Steels

Forming of Austenitic Chromium-Nickel Stainless Steels. A new book compiled to give fabricators of metal equipment a better understanding of the adaptability of stainless steels to all modern forming processes. The book presents a detailed description of modern forming procedures as applied to chromium-nickel stainless steels and as practiced in the fabrication plants of the United States. The specific examples of forming techniques are supplemented by details of tool design and tool materials and data on lubricants, dimensions and consecutive steps in fabrication. 309 pp., illus. The International Nickel Co., Inc., 67 Wall St., New York 5, N. Y. \$4.00.

(Continued on page 204)

the
**ULTIMATE
IN SWITCH
DESIGN**

**TOUCH-PLATE
LOW VOLTAGE
LIGHT CONTROL SYSTEM**

Smooth, simple, streamlined beauty is one of the great features of the amazing new Touch-Plate switch...but it's only a by-product! Operating with a feather-touch on and off action, low voltage Touch-Plate switches require no conduits...allow for any combination of multiple controls at virtually the same cost as old-fashioned installations! Let us tell you the whole story....

**CONVENIENCE
BEAUTY
SAFETY**

Approved by
Underwriters' Laboratories



**THE RELAY DOES
THE WORK!**

**TOUCH-PLATE
DISTRIBUTORS, INC.**

2038-42 Bay Street
Los Angeles 21, California

Give the protection of STEEL insulation to every type of building



No matter what type or size of structure you plan, you can insulate with Ferro-Therm — and provide the unique protection of reflective *steel* insulation:

Protection from Heat and Cold — Ferro-Therm Steel Insulation reflects 90%–95% of all radiant heat. In winter, it reflects heat *into* the building, saving up to 25% in fuel; in summer, it reflects heat away from the building, reducing inside temperatures 10° to 12°.

Protection from Moisture — Ferro-Therm does not absorb moisture, and thereby reduces the danger of rot to framing members.

Protection of a Fire Barrier — Ferro-Therm acts as an effective fire-barrier, because it is *all-steel* and is stapled securely in place.

Protection from Deterioration — Because it is a sheet of *steel* with a protective alloy coating, Ferro-Therm gives *lasting* insulating efficiency.

Give every building the protection that only steel insulation can provide, by installing Ferro-Therm in cold storage and fur storage plants, warehouses, locker plants, test chambers, multiple dwellings and prefabricated structures such as Butler buildings and Quonsets. Made of 38-gauge steel — thin, light and easy to install. Mail the coupon now for details.



Page 10A/3 and 10B/1
Architectural File

American Flange & Manufacturing Co. Inc.
Ferro-Therm Division, Dept. AR-11, 30 Rockefeller Plaza
New York 20, N. Y.

Please send me, without obligation, complete information on Ferro-Therm Steel Insulation — commercial; residential.
I am an Architect; Contractor.

Name

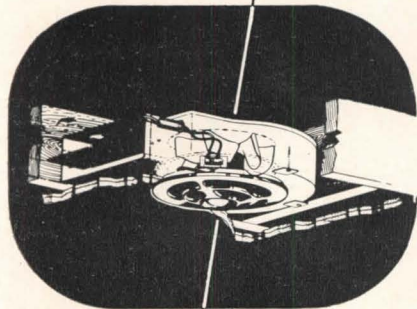
Firm

Street

City Zone State

take the easy
way out...specify

Blo-Fan



the electric
CEILING
ventilator
that builds in
over the range

Ceiling installation does not interfere with location of windows or cabinets. BLO-FAN fits into any kitchen plan, in any home. You don't need to look for a spot in the outside wall.

Builds in 3½" depth between standard joists and exhausts thru standard 3½"x10" duct, either through roof or wall.

Available Anywhere...Stocked in 293 cities covering every section of the United States. Write for name of local distributor and complete catalog.

Blo-Fan

ELECTRIC CEILING VENTILATOR
Combination Fan and Blower

PRYNE & CO., INC.

POMONA, CALIFORNIA

Los Angeles - San Francisco - Chicago - New York

ARCHITECTURAL ENGINEERING

TECHNICAL NEWS AND RESEARCH

(Continued from page 202)

Louvered Ceiling

Alumigrid, The Louvered Ceiling for Modern Interiors. Installation drawings and instructions make up a large portion of this booklet on Kawneer's aluminum, louvered ceiling. Advantages are outlined and general specifications are included. 6 pp., illus. The Kawneer Co., 739 N. Front St., Niles, Mich. and 2587 8th St., Berkeley, Calif.

Aluminum Products

Aluminum Alloys and Mill Products Data Book. Handy book covering information on aluminum alloys; tempers; sizes; shapes; physical, chemical and mechanical properties; and fabricating characteristics. 162 pp., illus. Reynold Metals Co., Inc., Louisville 1, Ky.*

LITERATURE REQUESTED

The following individuals and firms request manufacturers' literature:

American Oil Co., Engineering Dept., American Building, Baltimore 2, Md.

Bacolod Blueprinting & Drafting House, Bacolod City, Philippines, Attention: P. G. Fuentes.

Boddy-Benjamin Associates, Inc., Archts. & Engrs., 2210 Park Avenue, Detroit 1, Michigan.

Henry V. Chescoe, Architect, 909 Hearst Bldg., San Francisco, Calif.

Kim Jai Chul, 226-37 Don-Am-dong, Seoul, Korea.

Roger Couture, Draughtsman, 18a, Queen Street, Sherbrooke, P. A., Canada.

Gilbert M. Fein, 1995 Marseille Drive, Miami Beach 39, Florida.

The Ferro Concrete Construction Co., 203 West Third St., Cincinnati, Ohio, Attention: George J. Kral, Engr. Dept.

E. V. Gilbert, Grandview Hotel, Lake Placid, New York.

Goodrich & Wilking, Associated Architects, 226 East Second St., Casper, Wyoming.

Theodore A. Hartman, 1702½ 11th Street, Monroe, Wisc.

Jordan R. Kilbrick, 1912 W. Front St., Alhambra, Calif.

Library, Fairmont State College, Fairmont, W. Va.

Library, School of Architecture, Washington University, St. Louis 5, Mo.
F. Lodewig, Leimenstra, Basel 46, Switzerland.

Man-Goo Louie, Civil Engineer, 1818 10th Street, Berkeley 2, Calif.

Norman W. Marble, Resident Architect, The University of Texas — Medical Branch, Galveston, Texas.

Robert P. Meyerhof, Student, 2519 Etna Street, Berkeley 4, Calif.

mullions
and
spandrels
by

ALBERENE




U. S. Veterans Administration Bldg., Wilkes-Barre, Pa. Architects: Lacy, Atherton, Wilson & Davis.

Regular grade Alberene's soapstone window mullions and spandrels are financially and esthetically *right* for your job. They're greenish-blue . . . harmonize with any decorative pattern. *And* their price will put a grin on the face of even your most budget-minded client.

For samples and further information, write or phone —

ALBERENE STONE CORPORATION
of VIRGINIA

419-4th Ave., New York 16, N. Y.



THE MARTINSVILLE GENERAL HOSPITAL, Martinsville, Va.
One of the more than 1000 hospitals using FABRON today.

Lublin, McGaughy & Associates, *Architects*

FABRON gives you all these plus features . . . at a cost comparable to ordinary interior finishes!

DID YOU KNOW that for your next new institutional project you can specify FABRON wall coverings at a cost that need be little—if at all—higher than that of a good quality, three-coat oil paint treatment?

Yet look at all the features this canvas-plastic-lacquer wall covering offers—features that cannot be found combined in any other type of decorative wall treatment:


- A decorative latitude of more than 160 patterns, textures and colors—most of them specially styled for institutional use.
- Permanent protection against plaster cracks that only FABRON's sturdy canvas and plastic base can provide.
- Sunfast, completely washable colors that insure fresh, attractive interiors long after ordinary finishes have required redecoration.
- Protection against fire-spread (every FABRON roll carries the Underwriters' Laboratories label).
- Long-term durability which outlasts paint by several redecorating periods.

Because of its multiple advantages, a Fabron installation is a constant reminder to the owner of the wisdom of his architect's recommendation. Before specifying the interior finish for your next institutional project, be sure you are familiar with FABRON cost figures . . . and the free specification, estimating and decorative services that are available to all architects.

Fabron
REG. U. S. PAT. OFF.

the canvas-plastic-lacquer wall covering

FREDERIC BLANK & CO., INC.
Established 1913
230 Park Avenue, New York 17, N. Y.



FREDERIC BLANK & CO., INC., 230 Park Avenue, New York
Please send us samples of Fabron and information concerning its use in:

- Hospitals Hotels Schools Theatres
 Restaurants Offices Apartments Residences


Name

Address.....

City & Zone..... State.....

AR11-48

Just off the Press



EVERY HEATING MAN

is invited to send for this Helpful Data Book

● Complete specifications, installation and performance data is given in this helpful new catalog covering Fedders Series 15 Horizontal Unit Heaters. Steam and hot water capacities together with conversion factors for various conditions aid in specifying correct equipment. Heater location, wiring and piping diagrams, throw distances, and heat transmission coefficients put essential data at your finger tips. Write for your personal copy.


fedders
Series 15
UNIT
HEATERS

FEDDERS-QUIGAN CORPORATION
 BUFFALO 7, N. Y.

For Distinctive Design in
ELECTRIC WATER COOLERS
... Specify Haws

HAWS Electric Water Coolers are styled to enhance the interiors of today's and tomorrow's buildings.

For office or lobby, for store or public building, **HAWS** Electric Water Coolers serve refreshing drinking water with complete sanitation...efficiently, dependably and economically. *For the finest in Electric Water Coolers always specify...*




Model HT-10
 Beautifully Styled Electric Water Coolers

HAWS ELECTRIC WATER COOLERS
 SANITARY DRINKING FOUNTAINS
HAWS DRINKING FAUCET CO.
 1441 FOURTH STREET (Since 1909) BERKELEY 2, CALIFORNIA
 Agents and Sales Representatives in All Principal Cities

Now Available!
COPPER ARMORED
SISALKRAFT

Strong, flexible, easy to apply! For door and window flashing, as shown, 6-10-or 12 in. Copper Armored Sisalkraft in 1 oz. weight is recommended.



PURE COPPER PROTECTION
at 1/5 the NORMAL COST!

Copper Armored Sisalkraft is pure electro deposit copper reinforced with thousands of crossed sisal fibres and bonded with two layers of special asphalt to heavy kraft paper. Uniform, lightweight, will not kink, break or tear. 100% impervious to moisture. For all concealed flashing and foundation damp-coursing. Available in 6" to 60" widths, copper weights of 1, 2 or 3 oz. per square foot.

Write for complete information.



The SISALKRAFT Co.

205 W. WACKER DRIVE DEPT. AR CHICAGO 6, ILLINOIS

at NO EXTRA COST

The new quick-opening set-lock assembly on the Kno-Draft Air Diffusers

Cuts installation and maintenance time
Instant Cleaning and Inspection:

With the new quick-opening Type HD set-lock assembly, the inner element of the Kno-Draft Adjustable Air Diffusers can be quickly removed and reinstalled while the diffuser is in place without affecting its adjustment.

It takes but a minute — requires no tools

The "B" cone or inner element of the diffuser is secured to the combined suspension and adjustment screws by a springloaded catch which is kept in compression by a slotted washer. The holes in "B" cone pass over the bolt heads. All you do is press up on cone "B" and insert or remove the slotted washers.

Nation-wide sales and engineering service

The W. B. Connor Engineering Corp. maintains a research laboratory with a staff of trained specialists and district representatives in leading cities. Their services are at the disposal of consulting engineers, architects, air conditioning dealers and plant engineers. They can assist you in getting the best possible performance from your air conditioning system by creating custom-made air patterns which will thoroughly mix room and supply air, eliminate drafts and maintain uniform temperature throughout an area.

W. B. CONNOR ENGINEERING CORP.

Air Diffusion • Air Purification • Air Recovery

112 East 32nd Street  New York 16, N. Y.


IN CANADA: Douglas Engineering Co., Ltd., 190 Murray Street, Montreal 3, P. Q.



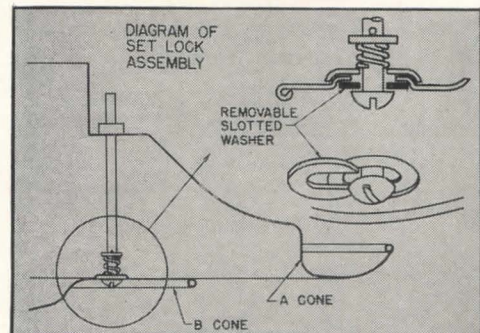
Step One: Remove cover cone (if used)



Step Two: Press "B" cone — slip out washers



Step Three: Remove inner element



Type HD set-lock assembly now standard equipment on Kno-Draft Adjustable Diffusers

FREE HELPFUL LITERATURE

- Bulletin K-21: Contains complete details on the new, exclusive Kno-Draft Type HD Set-Lock Assembly.
- New handbook on air diffusion: Contains all the engineering data necessary on air diffusion in general and Kno-Draft Adjustable Diffusers in particular to enable you to create "custom-made" air patterns and eliminate drafts.

W. B. Connor Engineering Corp.
 Dept. 5107, 112 East 32nd Street
 New York 16, New York

Please send me the free literature I have checked above.

Name.....

Company.....

Street.....

City..... Zone..... State.....



**Here's what we mean by
"open roof" ventilation—
made possible only with
Swartwout AIRMOVER
Industrial Roof Ventilation System**

The above *interior view* of a Swartwout AIRMOVER installation is a striking illustration of what we mean by "open roof" ventilation. You can see the possibilities of providing large scale air movement for clients whose operations produce enormous amounts of heat or fumes. AIRMOVER is particularly adaptable in this form to foundries, glass and other ceramics plants, forge plants, steel mills and similar industries.

But AIRMOVER lends itself to wide adaptation—can be used in single 7' 6" x 10' units having 30 square feet of opening, or groups or runs in any multiple of units. Only 32 inches high—installs solidly to the roof on curbs. Completely waterproof. Damper-controlled.

Architects and engineers find it profitable to know about the Swartwout AIRMOVER, the most modern type of gravity roof ventilation.

THE SWARTWOUT COMPANY
18639 Euclid Avenue • Cleveland 12, Ohio



LIKE
OPENING
YOUR ROOFS
TO THE SKY

Swartwout

Specialists in Air Movement
by *Natural* Methods

**MR. ARCHITECT: We both
serve the same client!**

You are not interested in lighting fixtures, but in the lighting results your client receives. We share your responsibility because we both serve your client. Case after case will show you how Solarlite engineers have lived through the complete lighting job, taking much of the load off the busy architects' shoulders and giving him precisely what he expected in the lighting installation.



FREE . . . Here's complete data on successful lighting jobs — in stores, schools, banks, offices. No blarney, all facts—mounting, spacing, foot candle levels maintained, etc. Write for your copy of "SHOW-CASE" today.

Solar Light Manufacturing Co.
1357 South Jefferson Street, Chicago 7, Ill.

Available Now!


**CHENEY
FLASHING**

3-Way Bond

16 OZ. COPPER

**CHENEY
FLASHING
REGLET**

16 OZ. COPPER




CHENEY FLASHING is again being made by the original inventor who pioneered the art of thru-wall flashing eighteen years ago.

No thru-wall flashing can operate successfully unless it has the two very important features that are found in CHENEY FLASHING—proven weep-hole drainage and the three-way bond, vertical as well as longitudinal and lateral.

Remember, the inferior two-way flashings, crimped copper and membranes, have neither the vertical bond nor do they drain moisture from the wall fast enough. Furthermore, their first cost advantage has disappeared because today Cheney Flashing is no longer a specialty—it's a standard commodity.

WRITE FOR
DESCRIPTIVE FOLDER Dept. R

CHENEY FLASHING CO. Trenton, N. J.



SCHOOLS . . .

A centralized sound system for announcements and bulletins, distribution of radio programs, educational recordings . . . to any or all rooms of a school.



HOTELS . . .

Voice-paging, entertainment in guest rooms and dining rooms, emergency announcing facilities.



DEPARTMENT STORES . . .

Music broadcasts, merchandise announcements, administrative control.




AIRPORTS and TERMINALS . . .

Voice-paging, announce system, entertainment, dispatching.




WAREHOUSES and GARAGES . . .

Traffic control, dispatching, voice-paging.



FACTORIES and OFFICES . . .

Voice-paging, work music from records or radio, news broadcasts, management talks, emergency control . . . plant-wide or at selected areas.



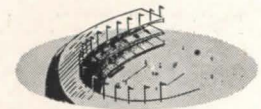
HOSPITALS . . .

Voice-paging, emergency announcements, convalescent entertainment, musical therapy.




AUDITORIUMS . . .

Complete sound distribution to all parts of the auditorium.



RECREATIONAL CENTERS . . .

Crowd and traffic control announcements, entertainment.



INSTITUTIONS . . .

Voice-paging, administrative control, entertainment, emergency control.



CHURCHES . . .

Complete sound distribution, belfry broadcast equipment.

RCA Plans and Engineers Sound Systems

...for every type of building

PRACTICAL HELP FOR ARCHITECTS. No matter what size or type of job you have on your drawing board, RCA will plan and engineer a sound system that will fit your architectural plan. Call upon RCA sound engineers to assist you with your sound system planning and specifications. No obligation, of course.

Contact your nearest RCA Sound System distributor or write: Sound and Visual Products, Dept. 3-K, RCA, Camden, New Jersey.

ORDER YOUR COPY NOW!

The Architects' Manual of Engineered Sound Systems

The most authoritative work book and reference manual published on sound systems. Typical plans and specifications for all types of buildings. 288 pages. Price \$5.00 (\$5.50 foreign).



SOUND AND VISUAL PRODUCTS
RADIO CORPORATION of AMERICA
ENGINEERING PRODUCTS DEPARTMENT, CAMDEN, N.J.

In Canada: RCA VICTOR Company Limited, Montreal.



Yes, good plastering requires observing the "Three B's": BASE, BODY, and BOND.

Without these plastering would not be what it is today and has been for centuries: the best, yet the most economical method for the interior finish of buildings. Indeed there is no substitute for a good plastering job, and, of course, the plasterer's good workmanship is of prime importance.

Equally important however, is the choice of the right materials. Therefore, in selecting a white finishing lime, remember Ohio Hydrate's twin brands: "Ohio White Finish" and "Hawk Spread".

They have long been accepted for their uniformly good quality by architects, builders, and discriminating plasterers, and continuously advertised in leading professional and trade journals.

Made with laboratory precision from rock quarried in the heart of the world's purest deposit of dolomitic limestone, they are always 99½% pure. They form an easy and cool working, far spreading putty.

Look for the red zigzag lines on every bag.



**THE OHIO
HYDRATE
& SUPPLY
COMPANY**
WOODVILLE
OHIO

So You Have Gym Problems?



Gymnasium problems are solved with Horn 3 in 1 combination gymnasium planning. Let the Horn Brothers Engineering Department send you data on the

FOLDING BLEACHERS




FOLDING PARTITIONS

Experienced planning and installation is the Horn Guarantee

HORN BROTHERS COMPANY

DIVISION OF HORN INDUSTRIES

FORT DODGE, IOWA, U. S. A.



THE SIMPLEST, MOST EFFICIENT, AND EASIEST TO MAINTAIN FLUSH-OMETER ASSEMBLY—with full protection against back-siphonage and resulting water contamination.

At all leading
Supply H. uses

The American way of life is the Delany way. Cleanliness, comfort and the initiative to utilize every means to obtain them.


The picture above is indicative and combined within these beautiful and comfortable homes—the proof—a flip of a switch will heat, cool and light and in addition, every work saving device is present.

The installation of the Delany Valve and Vacuum Breaker harmonizing with all of the above completes the home. Requiring only a light finger tipping to manipulate, producing a streamline action with a speedy cycle of operation (6 seconds) obtaining a positive clean elimination of all waste, definitely doing away with all personal annoyances. The water economy, long lasting efficiency and freedom from break-downs of the Delany Valves and Vacuum Breakers over past accepted units of domestic sanitation, earns for them a place in your plans for the fulfillment of the American way of life.

**PROGRESS
Says "DELANY
FLUSH VALVES"**

SINCE 1879
Coyne & Delany Co.
BROOKLYN N.Y.
FLUSH VALVES - VACUUM BREAKERS - PLUMBING SPECIALTIES

IN CANADA: THE JAMES ROBERTSON COMPANY, LIMITED • MONTREAL • TORONTO • ST. JOHN, N. E.



WHEREVER THEY SERVE- LOOK FOR LONG LIFE

In today's many-sided industrial picture . . . with today's installation costs, only the longest-lived wires and cables are economical. Okonite wires and cables, built to stand up better and longer, offset high installation costs.

In realizing this goal, there are many "musts" for Okonite. Up-river fine Para rubber, for example, goes into Okonite cable insulations because it provides all needed factors. Okonite's strip insulating process is used because it assures perfect centering of conductors. Vulcanizing is done in a continuous metal mold so that every foot of cable gets uniform treatment —

a practice that's standard only with Okonite.

In addition to a-c tests, Okonite subjects its cable to high voltage d-c tests more severe than used by any other cable manufacturer. Long time heat runs prove the stability of Okonite insulations. And these tests are checked not only by the accelerated-aging oxygen bomb, but by the slow, sure, year-after-year weather exposures made in Okonite's proving ground — a permanent outdoor cable laboratory. For detailed descriptions of Okonite "musts," write for your copy of illustrated 32-page Research Bulletin AR101. The Okonite Company, Passaic, New Jersey.

OKONITE OKONITE SINCE 1878 **insulated wires and cables**
THE BEST CABLE IS YOUR BEST POLICY



I'm Specifying
HILLYARD
Floor Treatments

Hillyard's Floor Seals, Finishes and Treatments properly protect and prolong the life of all types of floors. Floors stay cleaner, look better and last longer. Many leading flooring manufacturers and contractors approve Hillyard Products because they have given and are giving entire satisfaction in uniformity, dependability and economy. Write for literature on Hillyard products for every type surface.



See Hillyard Specifications in Sweets 1948 Catalog. Sec. 13 Pages 13G-3



Send for Specification Cards. FREE for the asking.

HILLYARD SALES COMPANIES

470 Alabama St. San Francisco 10, Calif. DISTRIBUTORS HILLYARD CHEMICAL CO. ST. JOSEPH, MO. BRANCHES IN PRINCIPAL CITIES 1947 Broadway New York 22, N.Y.

FITZGIBBONS
STEEL BOILERS
 Sizes for all installations

"400" SERIES

"80" SERIES

"D" TYPE

Famed for their low-cost heat and domestic hot water... In any steam system, with any fuel, any firing method. A.S.M.E. built, Hartford inspected, S.B.I. rated. See your local Fitzgibbons man or write us.

Fitzgibbons Boiler Company, Inc. 101 PARK AVE. NEW YORK 17, N. Y.

for permanence • beauty • satisfaction
specify...

Lustertone
 Made only by ELKAY

STAINLESS STEEL SINKS

Available from stock in 7 popular sizes... To fit any cabinet — or as a complete unit... Custom built in any size, shape or arrangement... No. 18 Gauge Stainless Steel — satin finish for lasting beauty and easier cleaning... Seamless — one-piece bonded construction — no overlapping or soldered edges... Guaranteed to outlast any home or building.

1948 Sweet's Architectural File — 23/a6

ELKAY MANUFACTURING CO.
 1870 S. 54th AVENUE • CHICAGO 50, ILLINOIS
 Pioneer manufacturer of Stainless Steel Sinks — Est. 1920

Announcing... A New Store Book

Ben Schnall Photo

"Planning Stores That Pay"

by Dr. Louis Parnes, A.I.A.

for

Architects and Store Designers,
Department and Chain Store
Administrators

"The great majority of department stores today are not making the most efficient use of their space,"

says Dr. Louis Parnes," international authority on store planning.

"This is due to haphazard growth and bad planning . . . The tremendous occupancy costs, which absorb 6% or more of gross sales, can be cut down in relation to sales by good design."

In his new comprehensive study "Planning Stores that Pay," Dr. Parnes demonstrates the amazing degree to which architecture — as expressed in counter lengths, traffic flow, etc. — speeds and increases retail sales, not only for department stores but for specialty and chain stores. Point by point he conducts a tour of the store to illustrate the right and wrong aspects of profit-making design. He shows how to compute such diverse factors as, say, the ideal width of show windows and the optimum number of chairs in a shoe department.

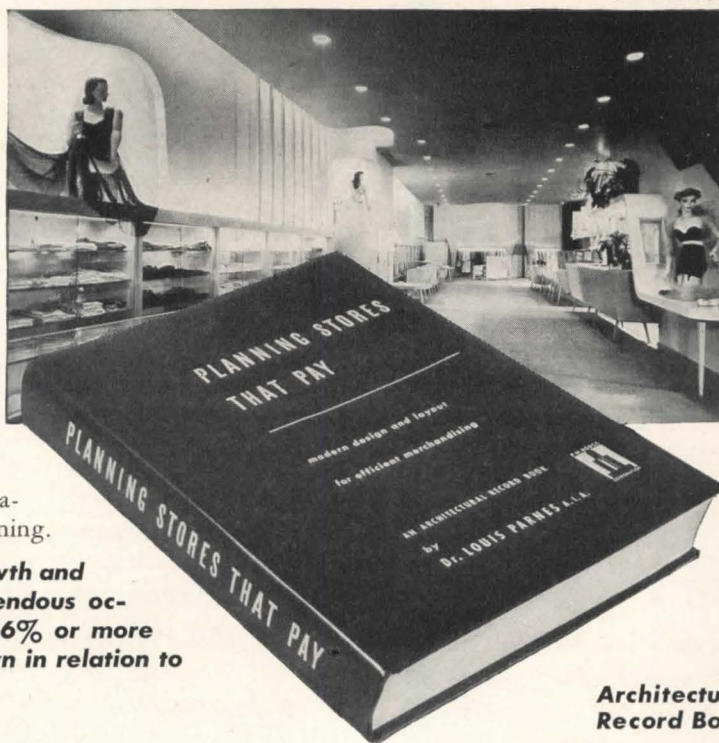
With more than 500 illustrations, he explores every detail of the store and its arrangements — entrances, arcades, show windows, transportation systems, furniture and fixtures, receiving and shipping facilities, floor and department layouts, display arrangement and lighting, and all the hundreds of items that go to make up a modern merchandising machine. Everything is calculated from the viewpoint of efficiency, and the contribution of each part of the store to the process of selling goods profitably is the criterion of its recommended design. Diagrams, charts and scale drawings, from hundreds of leading stores and from the works of America's greatest store architects, prove each point graphically.

Why Every Department Store — Old or New — Now Needs an Architect's Service

Composite statistics of department store income and expense have long been put to invaluable use in stepping up store efficiency. Dr. Parnes shows how they also can be used as a precise basis for designs that automatically enhance sales . . . and reveals the enormous potential profits thus available. The first store to be thus fully engineered will have extraordinary advantages! *But meanwhile every department store in the country can begin at once to plan its architectural transformation*

A Basic Textbook on Store Architecture

"Planning Stores That Pay" is a book of basic principles, but specific ideas flow from its pages in rapid succession. A single chapter has enough suggestions to launch a number of long-term projects in store layout, equipment,



An Architectural Record Book

Over 500 photographs and diagrams of floor plans, store fronts and interiors.

Features 112 stores and shops . . . the work of more than 60 architects and designers.

300 pages; 8½ x 11¼; heavy, durable, cloth binding; 80 lb. coated stock; Detailed Table of Contents; Comprehensive Index.

TABLE OF CONTENTS

1. Introductory Survey
2. City Planning Considerations
3. The Selling Zone
4. The Customers' Zone
5. The Merchandise Zone
6. The Show Window
7. The Personnel Zone
8. Interior Lighting
9. Circulation and Transportation
10. Scientific Surveys and Data

CONTENTS OF A TYPICAL CHAPTER

To indicate how logically and thoroughly this book deals with its subject, here are the section headings of a single chapter (Chapter 3, entitled "The Selling Zone"):

Space Organization. Co-ordination and Arrangement of Central Sales Areas. Relative Size of Departments. Circulation on Selling Floors: Aisle Layout; Aisle Densities; Equipment Layout. Fixture Specifications. Self-Service Equipment. Flexible and Standardized Equipment. Service Stations. Interior Display. Interior Column Spacing. Productivity, Efficiency, and Equipment Layout. Special Sales Rooms. New Trends in Basements. Main Floor Layout.

A few of the architects and firms whose works are discussed are:

Carson & Lundin
Morris Lapidus
Shreve, Lamb & Harmon
Kenneth Franzheim
Fred N. Severud
Harry Devine
William Lescaze
H. Roy Kelley
John S. Redden
Albert C. Martin
John M. Hatton
Morris Ketchum, Jr.
Ernest J. Kump
Stiles O. Clemens

etc. Any department store administrator can see that it will pay him to call in private architects for immediate replanning, and that such replanning may well pay for itself a hundred times over.

Department stores have exhausted great resources of effort and ingenuity to maintain their life-line margin of profit. The fact that "Planning Stores That Pay" suddenly injects into this situation sensational new weapons for combatting competition makes this an extremely valuable, if not indispensable, book for architects and store administrators. With it they can speak each other's language, work together, and make the most of today's great opportunities.

Special Pre-Publication Price \$12.00

You can save \$3.00 by ordering your copy today. The regular price of "Planning Stores That Pay" will be \$15.00 after December 15, 1948. But orders received in advance of this publication date will be accepted at the special pre-publication price of only \$12.00. Mail the coupon at the right to acquire this brand new treatise on store planning at the special introductory price. Your copy of the book will be sent to you promptly on the day of publication.


Money-Saving Coupon

BOOK DEPARTMENT, ARCHITECTURAL RECORD
119 West 40th Street, New York 18, N. Y.

Enter my advance order for copies of "Planning Stores That Pay," by Dr. Louis Parnes, A.I.A., at the prepublication price of \$12.00. (Regular price \$15.00 after December 15, 1948.) For N. Y. C. add \$.24 for 2% sales tax— Total \$12.24.

Name
Address
City Zone State


ARCHITECT:
Philip B. Maher



ADD STRIKING BEAUTY

WITH CABOT'S COLLOPAKES


These paints, manufactured by a patented process, produce beautiful effects. The Collo-paking process reduces pigments to submicroscopic particles and colloiddally disperses them in the vehicle . . . to produce a paint that is actually homogenized! This means that when you specify Cabot's Collopakes you get a porcelain-smooth surface that laughs at the weather . . . colors that do not fade . . . beauty and protection for years.



WRITE TODAY for free color card plus complete information about the advantages of using Cabot's Collopakes. In the wide variety of Cabot-created colors you'll find new ways to beauty. Special Cabot colors include such originals as Harwichport Blue, Haddam Barn Red and Moravian Gray. Learn about the Collo-paking process and see these outstanding colors.

Samuel Cabot, Inc.

2190 Oliver Building, Boston 9, Mass.



FOR POSITIVE PROPERTY PROTECTION . .

*Realock
Fence*

Because its diagonal mesh makes it difficult to climb, a Realock Fence is an effective, ever-present barrier against potential loss from arson, trespassing, theft and other costly hazards. And, when topped with barbed wire, it provides the ultimate in protection.

Made of steel wire, heavily galvanized, Realock* Fence is low in cost, weather-resistant and virtually maintenance-free. For catalog and free estimate write our nearest office.

*Trade name of The Colorado Fuel and Iron Corp. and subsidiaries.



WICKWIRE SPENCER STEEL DIVISION
361 DELAWARE AVENUE - BUFFALO 2, NEW YORK

THE COLORADO FUEL AND IRON CORP.
CONTINENTAL OIL BUILDING - DENVER 2, COLORADO

THE CALIFORNIA WIRE CLOTH CORP.
1080-19TH AVENUE - OAKLAND 6, CALIFORNIA

BRANCHES & DISTRIBUTORS IN KEY CITIES EVERYWHERE



J & C Units being
Tested in Laboratory.



PROVES PERFORMANCE

PRECISE MEASUREMENT . . . Of exact static pressure drop across each J & C unit and proper blower size for each J & C Model.

EXHAUSTIVE TESTS . . . of J & C units provide installation engineers with the data needed for correct installations.

ONLY IN THE LABORATORY . . . may technicians definitely establish:

- Correct Pressure Loss Measurements
- Proper Temperature Rise
- Accurate Flue Gas analysis
- Known Heat Transfer

NO GUESSWORK . . . The J & C laboratory, working for you, permits accurate installations because performance capabilities are precisely determined.



THE COMPLETE LINE COMPLETELY PROVEN

J & C, America's largest and most complete Warm Air Heating Line, offers over 100 types and sizes with outputs from 3,800,000 down to 100,000 Btu in the Famous Tubular Series . . . other models down to 52,500 Btu. Exact engineering plus endless testing provide the J & C features that give you an "edge" when you specify or install J & C.


A PRODUCT OF

JACKSON & CHURCH COMPANY, SAGINAW, MICHIGAN

Concrete columns of Atlas Duraplastic on Promontory Apartments, Chicago, Illinois. Architect: Pace Associates; Structural Engineer: Frank J. Kornacker; Contractor: Peter Hamlin Construction Company; all of Chicago.



Forms in place for concreting with Atlas Duraplastic. Note steel bars and beams that forced work to be done largely by hand.



Finished columns have clean, smooth appearance, free of blemishes or air bubbles.

How Duraplastic licked a tough concrete column problem

Outstanding proof of its placeability—concrete successfully placed in a network of steel 12 feet deep!

Filling the column forms with concrete in this mass of vertical and horizontal steel reinforcement was no easy task.

The columns were 12 feet deep with steel bars and beams so close together that no vibrator could be used. Placing with Atlas Duraplastic air-entraining cement was done entirely by hand using long bars for spading on the inside. Other workmen pounded on the outside of the forms with mallets. Concrete had a slump of approximately 5 inches. Cement content was about 7 sacks per yard and water-cement ratio $5\frac{3}{4}$ gallons. There were no signs of bleeding or segregation when the concrete was mixed at ground level, hoisted to the upper floors and distributed to the forms in wheelbarrows.

When the forms were removed, contractors were pleased to find a smooth, excellent-looking surface, free of blemishes or air bubbles.

More and more contractors are profiting from the unique features of Atlas Duraplastic for structural work. More uniform, more workable and more durable, Duraplastic costs no more than regular cement. It provides the proper amount of entrained air by intergrinding with the cement the precise amount of air-entraining material needed for satisfactory field performance. No new methods or materials are required.

Duraplastic complies with ASTM and Federal specifications. Write for further information to Universal Atlas Cement Company (United States Steel Corporation Subsidiary), Chrysler Building, New York 17, New York.

OFFICES: Albany, Birmingham, Boston, Chicago, Dayton, Des Moines, Duluth, Kansas City, Minneapolis, New York, Philadelphia, Pittsburgh, St. Louis, Waco

ATLAS DURAPLASTIC

AIR-ENTRAINING PORTLAND CEMENT

MAKES BETTER CONCRETE AT NO EXTRA COST

TRADE MARK REG.
U. A. C. CO.



AR-D-76

"THE THEATRE GUILD ON THE AIR"—Sponsored by U. S. Steel Subsidiaries—Sunday Evenings—ABC Network

CONNOR

Manufactured and
Graded Under
M.F.M.A. Specifications

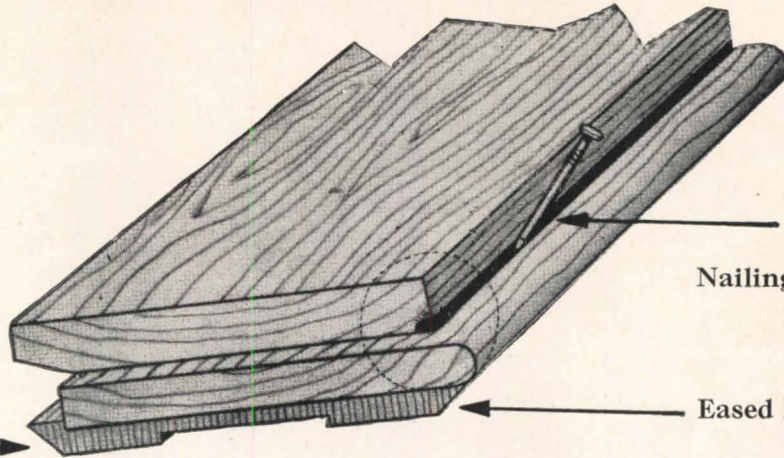
FOREST PRODUCTS SINCE 1872

"LAYTITE"

Maple and Birch
FLOORING

The World's Finest
— Bar None

Eased Edges



Nailing Groove

Eased Edges

Write for illustrated 75th Anniversary Booklet

CONNOR LUMBER AND LAND COMPANY

Northern Hardwoods, Pine and Hemlock

PHONE No. 3

MARSHFIELD, WIS.

P. O. BOX 112-R

Mills: Laona, Wisconsin and Connorville, Michigan

Behind The Mills — The Connor Timber Stands

Attention! BUILDING MATERIALS MANUFACTURERS

Cash in on the tremendous sales possibilities afforded you in the theatre field by advertising in the

BIG JANUARY BUILDING MATERIALS ISSUE of THE MODERN THEATRE

Section of BOXOFFICE

—the most widely and thoroughly read trade publication in the theatre field.

More than 23,000 paid subscribers—64.9% greater circulation in the U.S.A. and Canada than any other in the field—make this the one and only publication providing saturation coverage of both chain and independent houses. Phone, wire or write for details

THE MODERN THEATRE

Construction, Equipment and Maintenance Section of BOXOFFICE

825 Van Brunt Blvd.
Kansas City 1, Mo.

9 Rockefeller Plaza
New York 20, N. Y.

1327 S. Wabash Ave., Chicago 4, Ill.

LONE STAR CEMENTS

COVER EVERY
CONSTRUCTION NEED



LONE STAR PORTLAND CEMENT

for concrete of outstanding quality in all types of construction



'INCOR' 24-HOUR CEMENT

America's FIRST high early strength Portland Cement—saves time, cuts costs



LONE STAR MASONRY CEMENT

The modern masonry cement, for really great job performance


*Reg. U. S. Pat. Off.

LONE STAR CEMENT CORPORATION

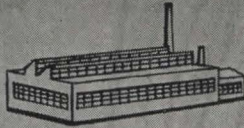
Offices: Albany • Birmingham • Boston • Chicago • Dallas • Houston
Indianapolis • Jackson, Miss. • Kansas City, Mo. • New Orleans • New York
Norfolk • Philadelphia • St. Louis • Washington, D. C.




SCHOOLS



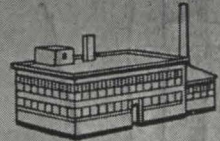
GYMNASIUMS



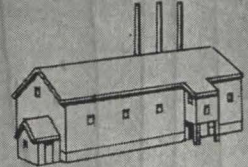
FACTORIES




TEXTILE MILLS



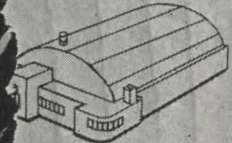
BAKERIES



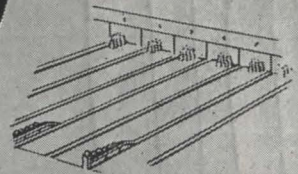
FLOUR MILLS



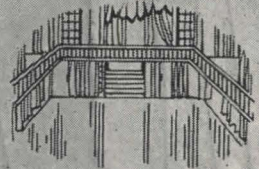
STORES



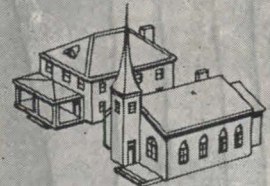
ROLLER RINKS



BOWLING ALLEYS



BALL ROOMS



HOMES AND CHURCHES



MAPLE FLOORING

50 years
service

to America's Builders

1897 · 1947

· Acer Saccharum ·

MANUFACTURERS ASSOCIATION

All Grades and Sizes of Maple Flooring Now Available

Northern Hard Maple Flooring is once again available in all thicknesses, face widths and grades. After several years of short supply, more and more of this finest of flooring is being produced to meet an ever-increasing demand.

To architects, engineers and builders who specify it regularly, Northern Hard Maple means smooth, easy-to-clean hard surfaces. It means modern, up-to-the-minute flooring that is easily and economically maintained — flooring with the durability to withstand the hard wear of heavy traffic, day in, day out, for years . . . warm resilient comfort underfoot and lasting beauty.

That's why this remarkable wood is the ideal flooring for schools, gymnasiums, factories, textile mills, bakeries — any building where specifications call for a finish floor that is durable, attractive, light-reflecting, resilient and modern.

For over fifty years the MFMA trademark has been a guarantee as to grade, mill-work, kiln drying and matching. Write our research department for assistance when you have floor construction or finish problems. See Sweet's, Section 13/f/5 for Catalog data.

MAPLE FLOORING MANUFACTURERS ASSN.

Room 385, 46 Washington Blvd., Oshkosh, Wis.

FLOOR WITH *NORTHERN* HARD MAPLE
BEECH AND BIRCH

DESIGNED TO STAY CLEANER LONGER



LP-20
Available in
Black or White

- **OPEN FRONT AND BACK DESIGN** . . . cuts cleaning time to a minimum. No germ collecting crevices . . . always sanitary.
- **SELF-RAISING** . . . seat remains upright when not in use with bowl serving as urinal. Seat stays clean and dry.
- **DURABLE** . . . double strength plastic pads are shatter-proof, fire-proof. Assure long life . . . low maintenance.
- **SOLID PLASTIC** . . . strong and durable. Plastic covered hinge is moisture proof, dirt free.

WRITE NOW for catalog for full details on model LP-20 (illus.), model LP-40 with self-sustaining hinge, and a complete line of conventional models.

DEPT. AR.

THE SPERZEL COMPANY
All Sperzel Seats fit Standard Bowls
123 14th AVENUE S. • MINNEAPOLIS, MINN.

Free! RECENTLY PUBLISHED




"How to Decorate Classrooms Classrooms IN THE Harmon Technique"

Including 10 sample room combinations
printed in 16 scientific colors.

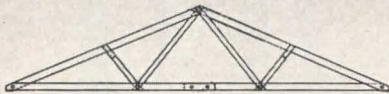
Now you can paint schoolroom interiors as recommended by Dr. D. B. Harmon. Follow this booklet's directions in each of five steps. A chart indicates approved color combinations from which you make your selections. Complete formulas are given for mixing the paint colors and applying Luminall Paint. Send today for your Free copy. Additional copies 25c each.

School Department, Luminall Paints
Chicago 9, Illinois



LUMINALL the light-reflective
paint for interiors

LEADING ARCHITECTS SPECIFY TECO RAFTERS



FREE copy of "Clear Span Teco Trussed Rafters in Modern Home Planning" has been prepared for architects, designers, contractors, builders and financial institutions.

TIMBER ENGINEERING COMPANY
1319 - 18th St., N. W., Washington 6, D. C.

Gentlemen:

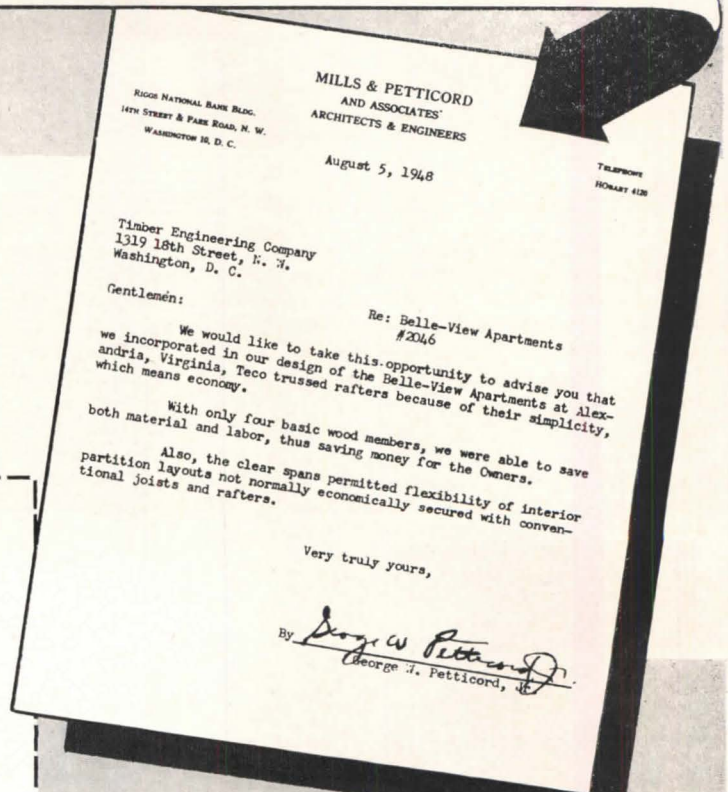
Please send FREE copy of AIA File 19-B,
"Modern Home Planning".

Company Name.....


Address.....

Your Name.....


A.R. 11-12-48



DON'T
knock down walls




DON'T
waste time with
small parts



DO SAVE INSTALLATION
TIME...and CUT COSTS

...with G-E
Central Plant
Air Conditioners



ALL sections of the new General Electric Central Plant Air Conditioners can pass easily through a standard 30" door . . . the two smallest models completely assembled. This compactness allows a wide choice of location for the unit. It means time and money saved in installation, too.

28 different arrangements

Both vertical and horizontal models are designed on the building block principle—12 different vertical arrangements—16 horizontal arrangements. They cover a cooling range from .8 to 58

tons . . . and a heating range from 28,100 to 1,310,000 Btu's per hour.

All units are pre-fabricated, pre-engineered and pre-matched to assure fast assembly if shipped in sections. The welded sheet-steel construction is rigid, light in weight, making it easy to handle, inexpensive to ship.

For a smoother, quicker, less expensive air conditioning job, get full information from your local G-E air conditioning representative today. Or fill in coupon below.

GENERAL  ELECTRIC
Better Air Conditioning

General Electric Co.
Air Conditioning Dept., Sect. A-84411
Bloomfield, N. J.


Gentlemen: Please send me your new booklet on the new G-E Central-Plant Air Conditioners.

Name.....

Address.....

City.....State.....

5 STAR features of...
THE HINGE
THAT HIDES ITSELF



- ★ **STREAMLINES**—Soss Hinges are mortised in the door, out of sight, assuring flush, smooth surfaces.
- ★ **MADE TO TEMPLATE**—Particularly adapted for use on wood or metal doors with or without concealed or surface type door closers. Ideal for offices, hospitals, public buildings, as well as the home.
- ★ **INTERCHANGEABLE**—There are no right or left Soss Hinges. They are designed to work equally well whether a door swings to the right or left.
- ★ **ELIMINATES SAGGING DOORS**—Because they are mortised in the door the body of the hinge helps carry the door's weight. The whole load is not placed on the screws as is the case with the old style butt type hinge.
- ★ **MANUFACTURED FROM ONLY THE FINEST OF MATERIALS**—Operating on hardened steel roller bearings, long life and ease of operation under heavy loads is assured. All pins are made of special analysis hard drawn steel. All links are special heat treated steel. Body sections are cast from special zinc alloy with a tensile strength of 47,000 lbs. per square inch. Blueprint templates of all Soss Hinges will be furnished upon request.

SOSS INVISIBLE HINGES

SOSS MANUFACTURING COMPANY
 21769 Hoover Road • Detroit 13, Michigan

Century Notes:


Published in the interests of better lighting

Incomparable!

the focusing range achieved by Century's

*Flush Accent Light**

Cat. #396 List Price 33.00



These are the advantages this extraordinary unit offers:

1. Rotates 360°—45° off the vertical
2. 8" depth
3. Flush ceiling plate
4. Louver included effects a cut-off of all stray light
Flexible tabs clamp glass filters
5. Aperture 5 1/4"
6. Uses 150 watt reflector bulbs
7. Simple lamp replacement
8. Union wired with 4 ft. greenfield
9. Underwriters' approval

Order Yours Now

*Pat. pending

Century Lighting Inc.

419 W. 55th St., New York 19 • 626 N. Robertson Blvd., Los Angeles 46

AEROFIN

FIN-TYPE COILS


For

Fast, Efficient

HEATING

and

COOLING



Write for Information

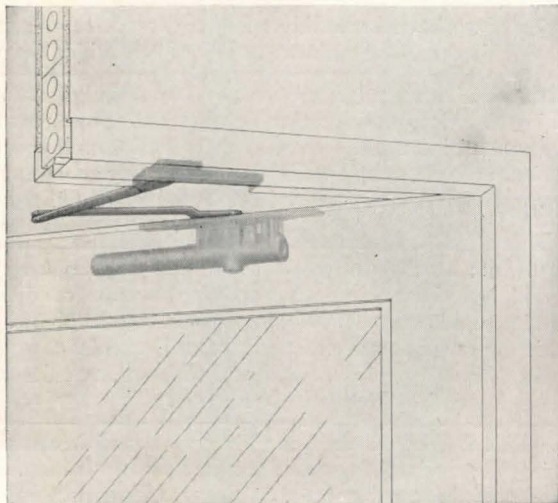
AEROFIN

CORPORATION


S. Geddes St. Syracuse 4, N.Y.

Now... a New
**Concealed-in-Door
Closer for Interior
Metal Doors**
The LCN 304

● In answer to the growing demand for a concealed door closer which (1) has ample power to handle all commonly used sizes of metal interior swing doors, (2) is easily and quickly installed in doors previously prepared by the door fabricator, (3) incorporates hold-open and back-check features in the closer, and (4) can be supplied at a cost but little higher than that of an exposed closer of similar capacity, LCN Closers, Inc. presents the new LCN 304.



**OVERHEAD CONCEALED, FLOOR CONCEALED
AND EXPOSED TYPE DOOR CLOSERS**



Development of this closer, begun in war-time, has included two years of testing and use in the field, with results which have more than fulfilled all expectations of the designers.

Closer is Concealed Within the Door

The powerful mechanism of the new LCN 304 Closer is completely concealed within the top rail of the door. It will handle any interior metal swing door up to 3' 6" x 7' x 1 $\frac{3}{4}$ " in size, and will operate efficiently under common conditions of internal draft and heavy traffic.

Installation is Simple, Low-Cost

As both door and frame are previously blanked out by the door fabricator to template details, the LCN 304 closer is easily slipped into place and secured with machine screws. On-the-job work is reduced to a minimum, and the total cost cut accordingly. A superior value in concealed door control. Descriptive folder 304-a sent on request. Address LCN Closers, Inc., 466 West Superior Street, Chicago 10, Illinois.

royal jet-flow

outperforms heating units
costing three times
as much*



FRITZ BURNS says:

"The Royal Jet-Flow Heating Unit . . . has become one of our best salesmen. In appearance, design, economy, and engineering, we feel that the Royal Jet-Flow is the perfect answer for modern homes and modern building techniques."—FRITZ B. BURNS

President,
Kaiser Community Homes



Kaiser
Home

* Proved by tests conducted in America's Finest Independent Laboratory. Royal Jet-Flow uses jet principle and high outlet delivery to achieve a velocity of 300 feet per minute. Heats entire average size house with a minimum differential from room to room. Royal Jet-Flow costs only slightly more than an ordinary floor furnace.

write today for complete information

royal heaters, inc.

1024 WESTMINSTER AVENUE
ALHAMBRA, CALIFORNIA

EMPLOYMENT OPPORTUNITIES AVAILABLE

Advertising rates on request

Positions Open

ARCHITECTURAL DRAFTING GROUP LEADER: Large oil company in Philadelphia area has position available for Architect or Architectural Engineer experienced in design and layout of industrial buildings and in supervision of draftsmen. In reply state education, experience, age, and salary desired. Box 377, Architectural Record, 119 W. 40th St., New York 18.

CHIEF DRAFTSMAN: Age forty to fifty, previous experience as chief, design ability and feeling for contemporary architecture. To grow up with established but expanding congenial office in eastern community. Salary plus share of profit and eventual junior partnership for right man. Box 378, Architectural Record, 119 W. 40th St., New York 18.

WANTED: Need expert and enthusiastic assistance in a practice devoted to developing architecture which is a basic and natural expression of its purpose, place and time. Moderne mannerisms are as abhorrent as eclecticism. Work requires natural aptitude, trained skill, and a yearning to assist in architectural experimentation and growth. Absorbs much time and thought, but pays less cash than ditch-digging. Architect Paul Beidler & Colleagues, Northeon, R. D. 4, Easton, Pa.

ARCHITECTURAL DRAFTSMAN: Experienced, work on schools, hospitals, churches, public buildings, and other general construction. Good fishing and hunting. Information as to training, age, and salary expected. Send sample of work. Goodrich and Wilking, Architects, 226 East Second Street, Casper, Wyoming.

WANTED: Architectural Draftsmen experienced in making working drawings and details. Please submit employment and experience record, samples of work, and monthly salary expected. Marr and Holman, Architects, 702 Stahlman Building, Nashville, Tennessee.

WANTED: Structural Engineers and Steel Draftsmen and Detailers. Please submit employment and experience record, samples of work, and monthly salary expected. Marr and Holman, Architects, 702 Stahlman Building, Nashville, Tennessee.

WANTED: Electrical Engineers who can design and make working drawings for interior lighting and power work for buildings and industrial plants. Please submit employment and experience record, samples of work, and monthly salary expected. Marr and Holman, Architects, 702 Stahlman Building, Nashville, Tennessee.

WANTED: Mechanical and Air Conditioning Engineers who can design and make working drawings for air conditioning, plumbing and heating for buildings and industrial plants. Please submit employment and experience record, samples of work, and monthly salary expected. Marr and Holman, Architects, 702 Stahlman Building, Nashville, Tennessee.

WANTED: Well established Minnesota architectural firm requires the services of qualified architectural draftsmen. Draftsmen should be capable of preparing working drawings from preliminary sketches. Good starting salary for qualified men, with housing guaranteed. Box 380, Architectural Record, 119 W. 40th St., New York 18.

Positions Sought

ARCHITECT-ENGINEER, registered both branches, will consider connection with established architectural office. Expert draftsman and designer, fully experienced all phases, can handle work from inception to completion including client relations. Careful consideration will be given all proposals regardless of location. Box 379, Architectural Record, 119 W. 40th St., New York 18.

Positive TEMPERATURE CONTROL..

This handle controls temperature only — can be left at any desired setting.

This handle controls the flow — does not change the temperature.

ASSURES YOU
GREATER
HOT WATER
Economy!

- INSTITUTIONAL SWING SPOUT MODEL FOR LABORATORIES, BEAUTY SHOPS, HOSPITALS, BARBER SHOPS, ETC.



- LAVATORY MODEL — ILLUSTRATED ABOVE

- SWING SPOUT FOR KITCHENS AND RESTAURANTS




The Cole Faucet is a revolutionary new forged brass mixing faucet that incorporates independent handles for temperature and flow, THUS PERMITTING TEMPERATURE CONTROL INDEPENDENT OF VOLUME. This faucet has one handle which regulates and maintains within 2° any required temperature setting. The temperature handle can be left set in any desired position as it has nothing to do with the flow. The flow handle alone regulates the volume of water.

Because only the amount of water is used which is actually needed, and since the temperature is closely controlled, SAVINGS ARE REALIZED IN BOTH WATER AND FUEL BILLS. It actually pays for itself by saving hot water.

The faucet is provided with an anti-splash feature, thus eliminating splashed clothing and floors. The sanitary method of washing in a running stream of tempered water, particularly in public lavatories, is one of its most favorable features. So finely adjusted is this faucet that it may be opened or closed at a mere touch—it is ideal for hospitals, institutions, laboratories, beauty and barber shops.

The Cole Faucet is easily installed. It is made of forged brass heavily chrome plated. It is furnished in lavatory, swing spout and institutional swing spout models, as illustrated here.

WRITE FOR COMPLETE DETAILS
To COLE VALVE CO. c/o MUELLER BRASS CO.
PORT HURON, MICHIGAN



LAWSON

BATHROOM CABINETS

always smile back at you

It is always good business to recommend this beautifully styled, modern, new fluorescent-lighted LAWSON bathroom cabinet. We call it No. 2388-70. Your customers will call it "wonderful."

Many points of superiority sell this cabinet... a one-piece drawn steel body, select quality, beveled edge plate glass mirror; rounded inside corners, easy to clean. Stainless steel shelf supports; stainless steel piano type hinge; high lustre, baked enamel body finish.

Fluorescent lights especially designed for this cabinet... give steady, shadowless light. You'll find Lawson's new No. 2388-70 a cabinet that smiles back at you in customer satisfaction.

Also many other styles. Write for Catalog of Bathroom Cabinets and chrome accessories.

**WORLD'S LARGEST
BUILDER OF
BATHROOM CABINETS**


THE F. H. LAWSON CO.
802 Evans Street
Cincinnati 4, Ohio

Lawson
**BATHROOM
CABINETS**

133 YEARS

METAL FOR STORE FRONTS
FULLY EXTRUDED
ALUMILITED ALUMINUM

Latcor



SEE OUR
CATALOG IN
SWEET'S

20
5

FOR DETAILS WRITE


Latcor

**STORE
FRONTS**
PROVIDENCE 9
RHODE ISLAND

What's Your Heating Problem?


If it's **RADIANT HEATING**

Burnham has the answer in BASE-RAY* Radiant Baseboards — radiant heating at its best.



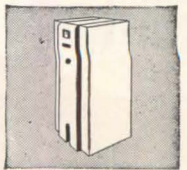
If it's **EFFICIENT RADIATORS**

Burnham has the answer in its Modern Space Saving Slenderized and Radiant Radiators.



If it's **FUEL-SAVING BOILERS**

Burnham has the answer in its full line of efficient Boilers for Coal, Oil, Gas and Stoker firing.



Send for **FREE** Catalog No. 80

*Reg. U.S. Pat. Off.



Burnham Corporation

"PIONEERS OF RADIANT BASEBOARD HEATING"

Irvington, N.Y.



Specify **GENUINE LALLY COLUMNS**
FOR MODERN THEATRE BUILDINGS

GENUINE LALLY COLUMNS offer the ideal solution to your structural support problems for modern theatres. Combining great strength, durability and fire resistance with small diameters, they fit neatly within partitions, thereby saving valuable floor space and expensive boxing.

GENUINE LALLY COLUMNS are manufactured to exact lengths to fit your individual construction requirements.

**SEND FOR CATALOG OF
CONSTRUCTION DETAILS**

**Varsity Theatre Building
Milwaukee, Wisconsin**



Grassold & Johnson, Architects

Photo by Hedrich-Blessing

LALLY COLUMN COMPANY

Originators, Sole Manufacturers, Genuine Lally Columns
Erie and Albany Sts. 211 Lombardy St. 733 West 64 St.
Cambridge 39, Mass. Brooklyn 22, N. Y. Chicago 21, Ill.

Below: Old and New
Types of Frick Machines
at Hudepohl's




Hudepohl Breweries Use
FRICK Refrigeration 60 Years!

Frick ammonia compressors, as built in the Eighties and Nineties, were primitive machines by today's standards. But they were remarkably dependable: one of those installed in the Hudepohl Breweries at Cincinnati ran 57 years, another 52, two others 45!

Naturally, Hudepohls believe in Frick Refrigeration. Their fine new engine room contains the two big Frick 4-cylinder machines illustrated.

You'll get the last word in reliability when you specify Frick Refrigeration.

FRICK COMPANY Waynesboro, Penna.





HOMASOTE gets a letter

Long Branch, New Jersey
October 22, 1947.

President
Homasote Company
Fernwood Road
Trenton, New Jersey
Dear Sir: —

I am one of 56 men who constructed and then lived in the Byrd Expedition buildings (at Little America, Antarctica for over a year in 1934-35) which were assembled from Homasote lined sections left over from the establishment of the first Little America in 1929. These sections were already the veterans of five years' storage in damp New Zealand warehouses, but were still so strong and easy to saw, fit, and assemble that we were considerably surprised. But when we had dug down to the old camp and found also that the Homasote in the original buildings was in perfect condition after one year of soaking in melted snow (1929-30) and five years under the terrific pressure of 20 feet of ice, we were completely sold. When other wallboards would have pulped, cracked or dissolved, Homasote remained firm and trustworthy insulation against blizzards and temperatures to minus 75!

I am not in the habit of using my few leisure hours to throw bouquets, I have too much to do, but I feel that merit deserves reward, so here goes — believe it or not, the above remarks are paled into obscurity by my present opinion of your fine product. When, as a technical observer, on the recently concluded Navy "Operation Highjump", I was one of the few who were privileged to dig down 12 feet to our old home 10 miles from the newest camp-site. I found the 18 year old Homasote in the walls and ceilings of the "Messhall" and "Science Lab" (the only buildings we could reach) absolutely unharmed by time, water, or cold. Hundreds of tons of ice had forced up the wood floors and pushed down the ceilings until they met in the center of the rooms, and puddles of ice everywhere evidenced the repeated freezing and thawing of the many seasons, but the walls were straight, unbuckled and scarcely stained.

Later, when our Expedition was leaving for its return to the States (February, 1947) and I had occasion to make one last run to the old camp to mark the entrances against the future, I hacked out a piece of the messhall wall to send to you for analysis. I am mailing it to you for whatever purpose you may wish to use it, and if you ever want me to convince some doubting customer of yours, just lead me to him. At least I can assure you that when at last I build the home I've been planning throughout several years of roaming the world, the insulation will emphatically be Homasote.

Yours sincerely,

Amory H. Waite, Jr.

Amory H. Waite, Jr.
Radio Engineer
BAE II 1934-35 and 1946-47

P.S. I forgot one item. When I was carrying your specimen up the rope ladder from the whaleboat to the ship, it fell out of my pack and drifted away to sea. To my amazement its generation-old waterproofing qualities were still intact for it kept floating! Another boat speared it with a boat hook an hour later and returned it to me, punctured, but still definitely useable wallboard. The hole, therefore, is a badge of honor rather than a defect.

AHW



HOMASOTE COMPANY, Trenton 3, N. J.

STOP

that **WATER**
with **FORMULA #640**

A Clear Liquid Waterproofing for Old or New Construction

PENETRATES deeply—one inch or more—is not a surface treatment. Brush, spray, or float on stone, cast stone, concrete, mortar, stucco, tile, brick, plaster, wood, wall board—any absorbent material.

WATERPROOFS, preserves, prevents dusting of floors, surface dirt washes away in rain.

FORMULA No. 640 is a balanced formula of seven different waxes and resins in a hydrocarbon solvent.

ACID-ALKALI proof — does not oxidize, unchanged by temperature.

PERFORMANCE — It is our opinion it will last as long as the concrete, mortar, stucco, etc., lasts.

OIL PAINT saponifies on cement unless sealed first with Formula No. 640.

APPLY to either side: **The pressure side, or opposite side** — it is equally effective.

HYDROSTATIC PRESSURE — A 20 foot head has been held by Formula No. 640.



CUTS WATERPROOFING COSTS because it applies three times as fast as paint, requires no special technique. No preparation — comes ready to apply. Eliminates necessity of furring. Concrete floors and walls need no membraning.

KEEPS IN ALL CLIMATES • **HARMLESS TO USE**
GOOD COVERAGE • **MODERATE PRICE**


WRITE OUR ENGINEERING DEPARTMENT for office test kit, technical data, or regarding any special problem.
J. Wilbur Haynes, Engineer.

OTHER PRODUCTS: Formula No. 640 Toxic, combines waterproofing with termite and fungus protection; cement hardener; cement paint; floor mastic; roof coatings, etc.

HAYNES PRODUCTS CO.
4007 FARNAM STREET • OMAHA 3, NEBRASKA

Section 9a/8



USE this
treasury of
authoritative planning data

Architectural Record's
monumental 10-year
collection of

"Time-Saver Standards"

- the manual of essential architectural data on: Architectural Design; Engineering Data; Materials Technology; Building practice.
- 277 complete "Time-Saver Standards," as selected month by month from the *masterworks* of the nation's leading architects and engineers.
- 656-page encyclopedic volume with
 - 1,000 illustrations
 - a 4-page Classified Table of Contents
 - a 12-page Master Index of 1,700 subjects!

**SAVE TIME
SAVE MONEY**

designing
drafting
specification
writing

START NOW ▶


ARCHITECTURAL RECORD BOOK DEPARTMENT
119 West 40th Street, New York 18, N. Y.

Enter my order for copies of the 656-page
"Time-Saver Standards" at \$12.00 a copy.
Inclose \$ (For New York City delivery
add 24c for sales tax—\$12.24 in all.)

Name _____

Address _____

City _____ State _____ Zone _____



The demand for
KIMBERLY
 Carbo-Weld
DRAWING PENCILS

is proof of Kimberly "Built-in-Quality"—the quality incorporated in their strong, smooth leads, uniform grading and the Carbo-Weld process of binding wood and lead so securely that point breakage is cut to a minimum on the drawing board.

Regardless of the work, planning, rendering, tracing, etc., Kimberlys will do the job better—and for exceedingly fine blueprint reproduction, use the Tracing Degrees.

THE 22 ACCURATE DEGREES ARE 6B to 9H
 TRACING 1-2-3-4 and EXTRA B for layout.

Write Department R for a free trial pencil, ask for your favorite degree. Buy them from your dealer.

Makers of Fine Pencils since 1889
General Pencil Company

67-73 FLEET STREET  JERSEY CITY 6, N. J.

The last word!



But, not on acoustical materials. That's a topic on which the architect has the last word — and we know it!

Yes, it's the architect *we* have in mind as we continuously strive to improve the already fine characteristics and features of SOFTONE non-combustible Tile and Plaster, ATOZ Insulation Plaster and FAMCO Metal Suspension. He appreciates the speed and minimum of labor required to install these outstanding materials . . . the on the job performance and distinctive appearance they lend to his completed project.

They are products worthy of an architect's recommendation.

See Sweet's for specific information or write
AMERICAN ACOUSTICS, INC.
 74 Trinity Place, New York 6, N. Y.

SOFTONE PLASTER INSTALLATION
 in executive offices of
 CONTAINER CORP. OF AMERICA,
 Chicago, Ill.



MORTON L. PEREIRA & ASSOCIATES, Architects, Chicago, Ill.

No other combination window gives
as many advantages as

RUSCO

ALL METAL *Self-Storing*

Combination Screen and Storm Sash

**NOTHING TO CHANGE...
NOTHING TO STORE...**

All the benefits of storm sash, weatherproofing and summer screens in one permanently installed unit... ends seasonal changing, storing, repairing and re-fitting.



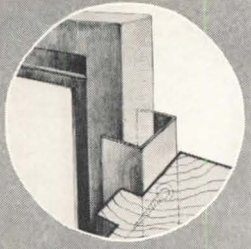
**YEAR 'ROUND RAINPROOF,
DRAFT-FREE, FILTERED SCREEN
VENTILATION...**

Fingertip adjustment from inside provides ventilation without drafts or possibility of rain damage—in any season of the year.



**PATENTED THERMOLOK*
CLOSURE FRAME**

Unique, patented construction permits automatic adjustment to expansion, contraction, settlement... assures perfect fit and alignment. Weatherproofs entire window opening.



ADDITIONAL REASONS—

Rusco Windows beautify any type architecture... preserve desirable shadow lines; control excessive condensation; reduce square feet radiation requirements; simplify window cleaning; permit the homeowner to enjoy a cleaner, more comfortable, safer and quieter home at no final cost BECAUSE THEY SAVE UP TO 1/8 IN FUEL.

Consult SWEET'S CATALOG File for Architects for details and specifications or write direct for illustrated literature. Designs available for all types of double-hung and casement windows... in steel or aluminum, bonderized and finished with 2 coats of finest grade, baked-on enamel.

THE F. C. RUSSELL COMPANY

DEPARTMENT 1AR118
CLEVELAND 1, OHIO

World's Largest
Manufacturer of
Combination
Windows



*"Always one step ahead
of the weather" with*
RUSCO

©TFCRC

*T. M. REG. APP. FOR

In the new
AMERICAN STOVE
building • St. Louis



ARCHITECT—Harris Armstrong
CONTRACTOR—Gamble Construction Co.

ONE of America's truly outstanding projects... and Halsey Taylor fountains were selected! It is significant that for the country's finest public and private structures these modern health-safe fountains are usually preferred! The Halsey W. Taylor Co., Warren, O.



Halsey Taylor

DRINKING FOUNTAINS

More Efficient Lighting with **ABolite**



DUO-MOVE SYSTEM OF MAINTENANCE



**QUICK REPLACEMENT
EASY TO CLEAN
SAVES TIME & LABOR**



ABolite DUO-MOVE type reflectors consist of a hood with separable socket which remains permanently attached to the conduit. The lower member of socket is attached to metal collar at top of reflector neck. This permits reflector and lamp to be taken down as a unit. With the Duo-Move Changer, maintenance is so easy and quickly accomplished you can always have clean reflectors and bright, efficient lighting. DUO-MOVE and separable socket type reflectors are available in RLM standard dome, shallow dome, deep bowl and mercury vapor types. ABolite Reflectors are sold exclusively through electrical wholesalers.

Light right with



The Jones Metal Products Co., West Lafayette, O.

STATEMENT OF THE OWNERSHIP, MANAGEMENT, CIRCULATION, ETC., REQUIRED BY THE ACTS OF CONGRESS OF AUGUST 24, 1912, AND MARCH 3, 1933

Of ARCHITECTURAL RECORD, combined with American Architect & Architecture, published monthly at Concord, New Hampshire, for October 1, 1948.

State of New York, County of New York } ss.

Before me, a Notary Public, in and for the State and county aforesaid, personally appear H. Judd Payne, who, having been duly sworn according to law, deposes and says that he is the Publishing Director of the Architectural Record, combined with American Architect & Architecture, and that the following is, to the best of his knowledge and belief, a true statement of the ownership, management, etc., of the aforesaid publication for the date shown in the above caption, required by the Act of August 24, 1912, as amended by the Act of March 3, 1933, embodied in section 537, Postal Laws and Regulations, printed on the reverse of this form, to wit:

1. That the names and addresses of the publisher, editor, managing editor, and business managers are:

Publisher, F. W. Dodge Corp., 119 West 40th St., New York 18, N. Y.; Editor, Kenneth K. Stowell, 119 West 40th St., New York 18, N. Y.; Managing Editor, Emerson Goble, 119 West 40th St., New York 18, N. Y.; Business Manager, Robert F. Marshall, 119 West 40th St., New York 18, N. Y.

2. That the owner is: (If owned by a corporation, its name and address must be stated and also immediately thereunder the names and addresses of stockholders owning or holding one per cent or more of total amount of stock. If not owned by a corporation, the names and addresses of the individual owners must be given. If owned by a firm, company, or other unincorporated concern, its name and address, as well as those of each individual member, must be given.)

F. W. Dodge Corp., 119 West 40th St., New York 18, N. Y.

Names and Addresses of Stockholders Owning or Holding One Per Cent (1%) or More of Total Amount of F. W. Dodge Corporation Stock at September 23, 1948:

Paul Abbott, c/o Irving Trust Co., 1 Wall St., New York, New York; Dana T. Ackerly, 15 Broad St., New York, New York; May Gibson Baker, Apt. D-5 35-34 84th Street, Jackson Heights, L. I., New York; Howard J. Barringer, Box 736, Brightwaters, New York; James McV. Breed, 15 Broad Street, New York, New York; Jane Curtiss Breed, 2 East 67th Street, New York, New York; Mary F. Broadwell, 423 West 120th Street, New York, New York; Dwyer & Company, 22 William Street, New York, New York; Eddy & Company, P. O. Box 706, Church Street Annex, New York, New York; C. A. England & Company, 165 Broadway, New York, New York; Sumner Ford, 15 Broad Street, New York, New York; Sumner Ford and Underwriters Trust Company, Trustees, c/o Trust Department, 50 Broadway, New York, New York; Irving W. Hadsell, 119 West 40th Street, New York, New York; F. Charles Heuser & William C. Breed, Jr. as Trustees, 15 Broad Street, New York 5, New York; Thomas S. Holden, 119 West 40th Street, New York, New York; Laura Morgan Jackson, "Stonewalls," Ridgefield, Connecticut; Frances M. McIntosh, 194 Brewster Road, Scarsdale, New York; Helen D. Morgan, 399 Park Avenue, New York, New York; T. Oliver Morgan, 25 Ridge Croft Road, Bronxville, New York; T. Oliver Morgan, Trustee, 25 Ridge Croft Road, Bronxville, New York; Cordelia Dana Nash, Apt. 15 B, 60 East 96th Street, New York, New York; Minnie C. Ort, Port Murray, R. D., New Jersey; George H. Partridge, 9 Towers East, Bronxville, New York; Jane A. Pratt, c/o Manufacturers Trust Company, 741 5th Avenue, New York, N. Y.; William J. Quinn, 15 Broad Street, New York, New York; Marcus Wayne, 2489 Overlook Road, Cleveland Heights, Ohio; H. A. Whitten & Company, 165 Broadway, New York, New York; Chauncey L. Williams, 119 West 40th Street, New York, New York; George A. Wilson, Trustee, 15 Broad Street, New York, New York; Helen Morgan Young, 71 Summit Avenue, Bronxville, New York.

3. That the known bondholders, mortgagees, and other security holders owning or holding 1 per cent or more of total amount of bonds, mortgages, or other securities are: NONE.

4. That the two paragraphs next above, giving the names of the owners, stockholders, and security holders, if any, contain not only the list of stockholders and security holders as they appear upon the books of the company but also, in cases where the stockholder or security holder appears upon the books of the company as trustee or in any other fiduciary relation, the name of the person or corporation for whom such trustee is acting, is given; also that the said two paragraphs contain statements embracing affiant's full knowledge and belief as to the circumstances and conditions under which stockholders and security holders who do not appear upon the books of the company as trustees, hold stock and securities in a capacity other than that of a bona fide owner; and this affiant has no reason to believe that any other person, association, or corporation has any interest direct or indirect in the said stock, bonds, or other securities than as so stated by him.

H. JUDD PAYNE,
Publishing Director.

Sworn to and subscribed before me this 30th day of September, 1948. (SEAL) IDA A. PETERSON, Notary Public in the State of New York. Appointed for Westchester County, New York County Clerk's No. 545. Commission expires March 30, 1949.

5,000 PEOPLE - 1,232 APARTMENTS



RIVERTON PROJECT

Owner and Operator: Metropolitan Life Insurance Co.
Architect: Irwin Clavan. Consulting Engineer: Meyer, Strong & Jones. General Contractor: Starrett Bros., & Eken, Inc. Heating Contractor: Baker, Smith & Co.

**DUNHAM VARI-VAC
DIFFERENTIAL HEATING
HEATS THE EQUIVALENT OF
ENTIRE CITIES**

In the new Riverton Housing Project and dozens of others such as Stuyvesant Town and Peter Cooper Village, N. Y.; Clinton Hill, Brooklyn, N. Y.; Parkway Village, Queens, N. Y.; Fresh Meadows, Jamaica, L. I.; Ogontz Manor, Philadelphia, Pa.; and Parkchester, N. Y.; project owners, architects and engineers agree "Vari-Vac" Differential Heating provides:

Accurate temperature control—meeting exactly all changing weather conditions.

Unsurpassed comfort—no overheating.

Unmatched fuel savings—changed over installations have shown 40% or more fuel or steam saved.

Reduced operating and maintenance costs.

Only the Dunham system meets the individual, differing heat needs of so wide a variety of people and the occupancy conditions of each room in a building or a group of buildings regardless of rapidly changing weather conditions.

**VARI-VAC IS JOB-SCALED
FOR BUILDINGS OF EVERY SIZE**

You can specify the exclusive advantages of this more comfortable, more economical system for any building. Write for details of a job-scaled system designed to meet your requirements.







Copyright, 1948

C. A. DUNHAM COMPANY
400 West Madison St., Chicago 6, Illinois
Toronto, Canada London, England



"SHAPED"

Seaporcel Porcelain Enamel
ARCHITECTURAL PARTS



For Greater Attractiveness

SEAPORCEL'S numerous dies enable the architect, builder and designer to economically select a variety of "shaped" parts for maximum effectiveness as spandrels, mullions, awning hoods, bulkheads, piers, sign facias and especially for entire facades.

EXTRUDED OR REVERSE, these "shaped" parts are obtainable in such versatile surface textures as "terra cotta", "limestone", "granite", in semi-matte, matte or gloss finishes. Add to this, the choice of beautiful colors, soft tones and sharp, clear contrasts for various effects and you'll find there is a shape and a surface for every taste.

SEAPORCEL* porcelain enamel "shaped" parts are a quality "buy" if you want the most value for every dollar expended.

SEAPORCEL IS PRACTICAL • EASILY CLEANED
DURABLE • ECONOMICAL • FIRE-RESISTANT

See Our Booth #122
Building & Maintenance
Supplies Exposition
August 2 to 6
Grand Central Palace

Write today for catalog showing
applications and current jobs.

SEAPORCEL METALS, INC.

Formerly Porcelain Metals, Inc.
28-02 Borden Ave., Long Island City 1, N. Y.
Complete A. F. of L.-Metal Fabricating
& Enameling Shop

Also manufactured on the West Coast
SEAPORCEL CORPORATION OF CALIFORNIA
Represented by Douglas McFarland & Co.
1491 Canal St., Long Beach, Calif.

*Registered U.S. Pat. Off.

Seaporcel


Member: Porcelain Enamel Institute, Inc.



NEW BOOKLET SHOWS HOW TO ELIMINATE LOADING DOCKS

Write now for new Rotary Catalog RE-202. It shows how to cross loading docks and ramps off your plans by specifying Levelator Lifts for modern buildings. Floors can be poured on grade instead of at railway car or truck bed height. You can streamline building designs. Levelators lift loads by dependable oil hydraulic power. Installation simple and inexpensive.

ROTARY LIFT CO., 1101 Kentucky, Memphis 2, Tenn.




Rotary LEVELATOR LIFTS

*Reg U S. Pat Off

TRUE DIFFUSION


with the New **HONEYWELL**
AIR
DIFFUSION
REGISTER



SIX Important New Features!

1. Smart new functional design
2. No streaks on walls and ceilings
3. Installation costs drastically cut
4. Balancing becomes quick one man job
5. Branch quadrants eliminated
6. Manual shut-off aids fuel saving

MINNEAPOLIS-HONEYWELL REGULATOR CO.
2600 FOURTH AVENUE SOUTH • MINNEAPOLIS 8, MINN.



BALANCE

perfect and permanent

The counter weight method of mechanical balance is fundamental in principle—it is permanent because the law of gravity is unchanging. Double hung windows with cord, pulley and counter weight are permanently satisfactory—require no adjustments and with Spot Sash Cord give years of trouble-proof, expense-free service.

Architects specify and builders prefer Spot Sash Cord—identified by the Colored Spots, our trade mark, Reg. U. S. Pat. Off.

SAMSON CORDAGE WORKS—BOSTON, MASS.

THE "GUIDE" IS

Colorific!

Pale shades, dark shades, the "in-between" shades that are so hard to find . . . all are attractively presented for easy selection in the MOLETA COLOR GUIDE.

150 beautiful colors are displayed in the COLOR GUIDE. Each tint is shown on a large page (9" x 15") . . . distinctly shown in finished, right-on-the-wall effect. The correct mixing formula is given on the reverse of each page.



Write for your copy of the MOLETA COLOR GUIDE—\$5, delivered anywhere in the U. S. A.

MONROE, LEDERER AND TAUSSIG, INC.
606 N. American St., Phila. 23, Pa.

Moleta ARCHITECTURAL FLAT OIL PAINT
The Truly Washable Paint

Architects prefer . . . Owners concur! SPECIFY MOULTILE

When you *specify Moultilite*, the foot-friendly asphalt tile, you specify the floor that brings that "my-architect-knows-his-business" glow to your client's face . . . because Moultilite meets not only *your* requirements but is all that any owner wants in his floors.

Moultilite measures up to *all* your flooring requirements. **DURABILITY** — Long-lived Moultilite *never* shows wear. **VERSATILITY** — Moultilite can be used on *any* properly prepared sub-floor. **COLORS** — Moultilite's 20 colors give your originality plenty of elbow-room. **LOW ORIGINAL COST** — Moultilite costs no more than ordinary run-of-the-mill flooring. Nationally advertised, Moultilite is welcomed by clients as the "right" floor . . . continues to justify its reputation year after year.

So it's a wise move to *specify Moultilite* — especially when Moultilite features the famous Thos. Moulding "engineering approach" — 80 years of know-how that back up every Thos. Moulding product. You can get full details on Moultilite and the complete Thos. Moulding line in Sweet's. Or you can write for catalog to THOS. MOULDING FLOOR MFG. Co., Dept. AR-11, 165 W. Wacker Drive, Chicago 1, Ill.



Who wouldn't like a smart modern Moultilite floor like this? Designed by A. C. Rindskopf, this Moultilite floor immediately creates an atmosphere of prestige and well-being in the lobby of the Oaks Hotel, Excelsior Springs, Mo.


THOS. MOULDING

Moultilite

**Flexible-Reinforced
MASTER ASPHALT TILE**

REMEMBER . . .

When It Comes To Floors, Come To Thos. Moulding



*Spring-Back Bodiform Chairs in Fairmount Theatre, Shaker Heights, Ohio.
Architect: George H. Burrows, Cleveland, Ohio.

Consultation service for architects on theatre and auditorium seating

IF you are planning a theatre or auditorium, consult our Seating Engineers on the specialized seating problems involved. They can help by placing at your disposal authoritative technical data acquired through years of experience and research.

Whether your plans call for the last word in ultra-luxurious seating like the Spring-Back Bodiform Chairs shown above, or the simplest of plywood chairs . . . specify American for years of service with economy. Write now for full details.

*American Bodiform Chairs provide restful comfort, streamlined beauty, and exceptional durability. More room for sitting, passing, and housecleaning. Automatic $\frac{3}{4}$ seat-fold action.



American Seating Company

GRAND RAPIDS 2, MICHIGAN
WORLD'S LEADER IN PUBLIC SEATING
Manufacturers of School, Auditorium, Theatre, Church, Transportation,
Stadium Seating, and Folding Chairs
Branch Offices and Distributors in Principal Cities

John Hancock
Mutual Life Ins. Co.
Boston, Mass.

Cram & Ferguson
Architects —
Engineers




Equipped with Cutler Mail Chutes

ESTABLISHED 1883

Cutler Mail Chute Co

ROCHESTER 7, N. Y.

This is Your Copy of



Ready for your file—a modern fully illustrated factually written catalog devoted to the achievement of efficient visual environments for offices, drafting rooms, schools and stores through the use of finely engineered lighting equipment. Write today and your copy will be on its way.

THE F. W. *Wakefield* BRASS COMPANY
VERMILION, OHIO

HOLLOW METAL

5 ACRES OF ONE-FLOOR FACTORY designed for straight line, efficient production



As specialists in the fabrication of bronze, aluminum, steel and stainless steel, we offer our services wherever hollow metal doors, interior trim, elevator enclosures, cold rolled mouldings and metal specialties are required.

JAMESTOWN METAL CORPORATION

104 Blackstone Avenue

Jamestown, N. Y.

Suntile offers you both

- BETTER TILE
- BETTER INSTALLATION

For better tile—better installation, let us send you the name of an Authorized Suntile Dealer. He can show you real clay Suntile in 16 wall colors. Also impervious unglazed ceramic mosaic Suntile in 15 colors—and Suntile Camargos in 10 colors—in modular sizes. See Sweet's Catalog for complete details.

The
Cambridge Tile
Manufacturing Co.
CINCINNATI 15
OHIO

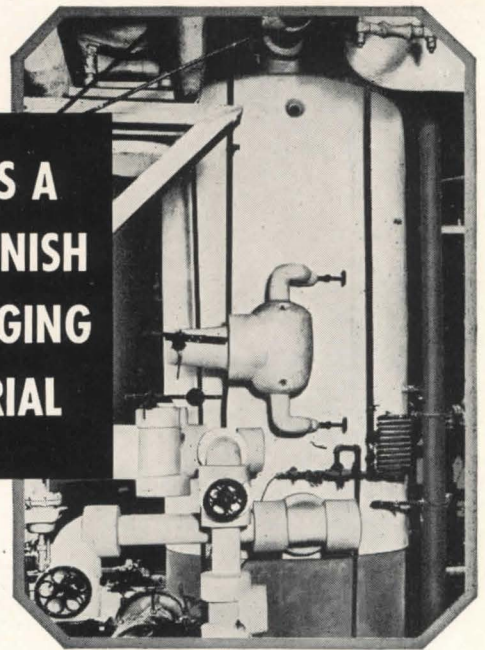
COLOR BALANCED

Suntile

... Bright with color
..... Right for life



LEAVES A
SIZED FINISH
ON LAGGING
MATERIAL



Now, lagging material on pipes, ducts, boilers and hot water tanks can be secured firmly and given a sized finish in a single operation.

Apply the canvas, asbestos, fiberglas or other non-conductor—using Arabol Lagging Adhesive as the bond. The adhesive dries in 4 to 6 hours; the job is completed. No paint need be used on the sized finish—unless you prefer to add one coat for appearance. The Arabol method eliminates the time-consuming task of sewing; lowers labor costs. Maintenance is simplified—grease, oil, soot and dirt wash off easily. And the adhesive is vermin-proof . . . fire-retardant, too.

Arabol Lagging Adhesive has successfully passed rigorous tests by independent laboratories. The results show that it retains its adhesive powers despite exposure to extreme temperatures, to immersion in water, and to live steam.

Write us today for detailed facts and figures. Don't place open specifications on lagging work—ask for Arabol Lagging Adhesive. You can depend on it to fill your most exacting requirements for both utility and appearance. Also, ask about our cork cement for adhering cork to cork on refrigerator lines.

THE ARABOL MANUFACTURING CO.

Executive Offices: 110 East 42nd St., New York 17, N. Y.

CHICAGO 50, 1835 S. 54th Ave. SAN FRANCISCO 3, 1950 16th St.

LOS ANGELES 11, 2262 E. 37th St. ST. LOUIS 4, 2500 Texas Ave.


Branches in Principal Cities

Factories in Brooklyn, Cicero, San Francisco, Los Angeles, St. Louis



Adhesives ?... ARABOL !

3-Way Protection for the buildings you design



REPELS
TERMITES

RESISTS DECAY

RETARDS FIRE

...with "CZC"-treated wood

You can give the buildings you design additional long life by including "CZC"-treated wood in your plans. Wood that has been pressure-impregnated with "CZC" resists decay, repels termites, and is resistant to fire.

"CZC"-treated wood is paintable, odorless, clean and safe to handle. It has all the advantages of untreated wood, plus these other life-extending features.

Wherever "CZC"-treated wood is used, maintenance costs are lower, safety is greater. Your clients will find that Du Pont Chromated Zinc Chloride pays for itself many times.

For additional information on this wood preservative that makes wood last longer, write E. I. du Pont de Nemours & Co. (Inc.), Grasselli Chemicals Department, Wilmington 98, Delaware.

DU PONT CZC

Chromated Zinc Chloride

MAKES WOOD RESIST DECAY • REPEL TERMITES • RETARD FIRE



BETTER THINGS FOR BETTER LIVING
... THROUGH CHEMISTRY

**TOMORROW'S
AUTOMATIC
CONTROLS
TODAY**

*General Controls
New Compact Snap-
Action T-70 Thermostat*

Sets a new standard of Functional Beauty and Accuracy in room temperature control. Extending only 7/8" from the wall, the ivory plastic base and lustrous stainless cover of streamlined design harmonize perfectly with the finest taste in room decoration. Use either with famed B-60 Control Systems or any standard low voltage control circuit.

For complete specifications on the T-70 or other GENERAL CONTROLS Automatic Pressure, Temperature and Flow Controls, request additional literature.

44-4

GENERAL CONTROLS
801 ALLEN AVENUE GLENDALE 1, CALIF.
Manufacturers of Automatic Pressure, Temperature & Flow Controls

FACTORY BRANCHES: BIRMINGHAM (3) • BOSTON (16) • CHICAGO (5) • DALLAS (2) • DENVER (10) • DETROIT (8) • CLEVELAND (15) • HOUSTON (2) • KANSAS CITY (2) • NEW YORK (17) • PHILADELPHIA (40) • PITTSBURGH (22) • SAN FRANCISCO (7) • SEATTLE (11)
DISTRIBUTORS IN PRINCIPAL CITIES

**Ask STEWART Engineers
about equipment for
your Jail and Prison Plans**

● Stewart has been designing and building jail and prison equipment for more than sixty years. Here you will find men who have the "know how" for work of this character, and it will pay you to talk over your plans with them. Stewart numbers among its installations some of the largest penal institutions in this country . . . and the smallest, too. Write for the Stewart jail specification brochure, available to architects only.



**THE STEWART
IRON WORKS CO., Inc.**
1577 Stewart Block
CINCINNATI 1, O.

Experts in Metal Fabrications Since 1886

2nd Printing

The Complete . . .

Authoritative up-to-the-minute Handbook

"Hospital Planning"

by CHARLES BUTLER, F.A.I.A., and ADDISON ERDMAN, A.I.A.

A Case-Study Analysis of Modern Hospitals

With tremendous energy and insight Charles Butler and Addison Erdman, distinguished architects and hospital consultants, have made a nation-wide survey of the current adaptation of hospital architecture to changing practices in hospitalization.

The fruits of their study are set forth in "Hospital Planning" — a completely new treatise of present-day practices, based on a painstaking study of hundreds of institutions from which have been selected fifty-one modern hospitals, representing the creative efforts of more than thirty architectural firms, for illustration and discussion.

"Hospital Planning" presents a textual summation of the outstanding problems in hospital architecture and shows how these problems have been met in actual practice. Generous use of illustrations, including perspectives, floor plans, elevations and photographs, make solutions abundantly clear and afford sound, applicable principles for innumerable problems to come.

**For Hospital Administrators . . . Superintendents
. . . Doctors . . . Architects**

This 232-page, fully-illustrated volume, carefully organized for both reading and reference, is designed for architects and hospital groups alike. It will help trustees, administrators and doctors to visualize their problems in terms of their community needs . . . show how others are meeting similar problems . . . provide them with a basic understanding of hospital architecture so that they may intelligently discuss their problems with the architect.

It will help architects and engineers to learn of the great advances made in hospital architecture . . . to acquire a working knowledge of medical problems and hospital procedure . . . to avoid the many pitfalls which beset the hospital planner.

Order Your Copy Now

With this second printing "Hospital Planning" is again temporarily available at the price of \$15. It is offered with the full knowledge that it may be worth incomparably more to you than its cost—so much more that cost is no valid consideration.

So use the convenient coupon below to make sure to get your copy of "Hospital Planning" before the second printing is sold out. The book will be sent promptly, prepaid.

Mail this coupon today

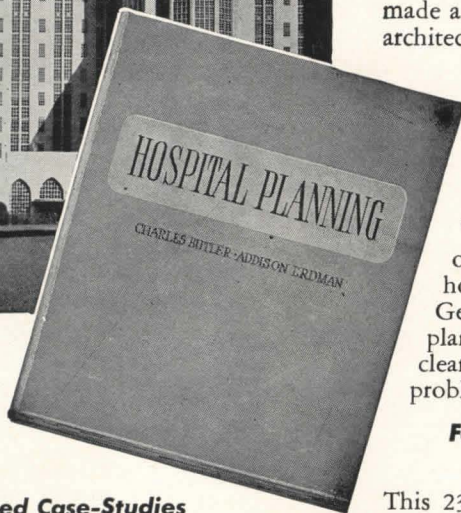
ARCHITECTURAL RECORD BOOK DEPARTMENT
119 West 40th Street, New York 18, New York

Enter my order for . . . copy(s) of the new printing of "Hospital Planning" by Charles Butler and Addison Erdman at the price of \$15 a copy. I enclose payment of \$
(For New York City delivery, add 30 cents for Sales Tax — \$15.30 in all.)

Name
Address
City Zone State

A FEW of the architectural firms whose works were selected for discussion and illustration include . . .

- Coolidge, Shepley, Bulfinch and Abbott
- Samuel Hannaford & Sons
- Schmidt, Garden and Erickson
- Jamieson and Spearl
- Charles B. Meyers
- James Gamble Rogers
- Mayers, Murray and Phillip
- Eggers and Higgins
- Crow, Lewis and Wick



232 pages . . .
size 8½ x 11 inches . . .
17 chapters . . .
profusely illustrated . . .
thoroughly indexed . . .
detailed table of contents
stiff cloth binding . . .
Price \$15

Hundreds of Illustrated Case-Studies

"Hospital Planning" presents the plans of fifty-one selected modern hospitals . . . represents the creative efforts of 30 architects. Includes 32 photographs . . . 11 site plans . . . 187 floor plans . . . 38 special unit plans of rooms, wards and departments . . . numerous construction details.

THE AUTHORS—Perhaps no other two authors are so well qualified by background and experience to write a volume of such broad scope and magnitude as those selected for this authoritative and technically difficult work.



Charles Butler has been closely associated with hospital planning throughout his broad professional career. As architect or consultant, his works include St. Luke's International Medical Center, Tokyo; New York Demonstration Hospital at Rockefeller Institute; Goldwater Memorial Hospital.



Addison Erdman, holder of the A.I.A.'s Langley Fellowship for two successive years, is a consultant on hospitals for a number of architectural firms. His works include the Mobile Hospital Unit for the British Army in Egypt, the Private Patient Pavilion, Methodist Hospital of Brooklyn. Recently appointed as one of the five architects consultants for the Veterans Administration.

HOSPITALS selected for illustration include — Cornell-New York Medical Center, New York; Goldwater Memorial Hospital, Welfare Island, New York; Methodist Hospital, Brooklyn; General Hospital, Cincinnati; Saint Vincent's Hospital, New York; Community Hospital, Battle Creek; Saint Mary's Hospital, Rochester, Minnesota; American Memorial Hospital, Reims, France; Mallinckrodt Institute of Radiology, Saint Louis; Royal Victoria Hospital, Montreal; Rochester Municipal Hospital, Rochester, New York; Potts Memorial Hospital, Livingston, New York; Fort Sill Hospital, Fort Sill, Oklahoma. Saint Luke's Hospital, Spokane, Washington; Massachusetts General Hospital, Boston and many more.

INDEX TO ADVERTISEMENTS

MANUFACTURERS' PRE-FILED CATALOGS
Symbols "a", "b", and "e" indicate that catalogs of firms so marked are available in Sweet's Files as follows:

- a—Sweet's File, Architectural, 1948
- b—Sweet's File for Builders, 1948
- e—Sweet's File, Engineering, 1948

b Accurate Metal Weatherstrip Co., Inc.	200	General Aniline & Film Corp.	1	Olsonite Plastics Division	181
abe Adam, Frank Electric Co.	41	General Controls	234	ae Otis Elevator Company	169
Aerofin Corporation	220	abe General Electric Co.—Air Conditioning	219	Onan, D. W. & Sons, Inc.	14
Alan Wood Steel Company	22	a General Electric Co.—Wiring	39	ae Owens-Corning Fiberglas Corp.	62-63
a Alberene Stone Corporation	204	General Pencil Company	227	Ozalid Products Division	1
ae Aluminum Company of America	23	a General Portland Cement Co.	19	a Petroleum Heat & Power Company	191
ab Aluminum Window Manufacturers Association	34-35	a Georgia Marble Company	12	abe Pittsburgh Plate Glass Company	74-201
ae American Abrasive Metals Co.	182	a Grasselli Chemicals Department	234	Plywood, Inc.	198
ae American Acoustics, Inc.	227	abe Great Lakes Steel Corporation	8-9	Ponderosa Pine Woodwork	179
a American Air Filter Co., Inc.	52	ae Grinnell Company, Inc.	49	a Powers Regulator Company	183
a American Brass Company	27	Guth, Edwin F. Co.	21	ab Pryne & Co., Inc.	204
ae American Flange & Mfg. Co.	203	a Hart & Hegeman Division	64	a Radio Corporation of America	209
a American Seating Company	232	Haws Drinking Faucet Co.	206	abe Revere Copper & Brass, Inc.	78
American Steel & Wire Company	25	a Haynes Products Company	226	ab Reynolds Metals Company	55-59
abe American Structural Products Co.	71	a Herring-Hall Marvin Safe Co.	13	ab Richmond Radiator Company	55
a American Tile & Rubber Co.	180	Hidden Talent Competition	80-81	a Raddis Plywood Corporation	36
ae Anaconda Copper Mining Co.	27	a Hillyard Sales Companies	212	a Rotary Lift Co.	230
Anthracite Institute	58	b Homasote Company	226	Royal Heaters, Inc.	222
Arabol Manufacturing Co.	233	a Horn Brothers Company	210	ae Ruberoid Co.	90
ae Armstrong Cork Company	68-69	a Imperial Brass Mfg.	6	ab Russell, F. C. Company	228
a Arrow-Hart & Hegeman Electric Co.	64	ab Independent Lock Co.	24	ab Samson Cordage Works	231
a Asbestone Corporation	168	a Inland Steel Products Co.	40	a Sanymetal Products Co., Inc.	79
ab Barber-Colman Co.	194	ab Insulite Division	29	Sarcotherm Controls, Inc.	17
a Bethlehem Steel Company	42	a International Business Machines Corp.	54	a Seapocel Metals, Inc.	230
b Bird & Son, Inc.	190	a Jackson & Church Co.	214	ab Servel, Inc.	44-45
a Blank, Frederic & Co., Inc.	205	a Jamestown Metal Corp.	233	ab Sisalkraft Co.	206
Blodgett, G. S. Co., Inc.	170	ae Johns-Manville	172-173	a Sloan Valve Company	4th Cover
Books	213-226-235	ae Jones Metal Products Co.	228	Smith, Alexander-Masland	72-73
Briggs Manufacturing Co.	50	ae Josam Manufacturing Co.	83	a Smith, H. B. Co., Inc.	158
ab Bruce, E. L. Co.	56	ae Keasbey & Mattison Company	193	a Smithcraft Lighting Division	16
Burnham Corporation	224	a Kennedy, Davis E. Co.	53	Solar Light Mfg. Co.	208
ae Burt Mfg. Co.	164	a Kewanee Boiler Corporation	86	Soss Manufacturing Co.	220
Byers, A. M. Co.	4	L.C.N. Door Closers	221	a Speakman Company	38
ab Cabot, Samuel, Inc.	214	Lally Column Company	225	ae Sperzel Company	218
a Cambridge Tile Mfg. Co.	233	ab Lawson, F. H. Co.	224	a Stanley Works	57
ae Carrier Corporation	66	abe Libbey-Owens Ford Glass Co.	175	Statement of Ownership	229
Case, W. A. & Son Mfg. Co.	3rd Cover	ab Lockwood Hardware Mfg. Co.	24	ae Stewart Iron Works Co., Inc.	234
a Ceco Steel Products Corp.	2-3	Lone Star Cement Corp.	216	abe Stran-Steel Division	8-9
abe Celotex Corporation	155	Luria Engineering Corporation	20	a Swartwout Company	208
a Century Lighting, Inc.	220	a Macomber, Incorporated	162	a Swedish Crucible Steel Company	181
a Chase Brass & Copper	82	ae Mahon, R. C. Co.	37	ae Taylor, Halsey W. Co.	228
Cheney Flashing Co.	208	a Maple Flooring Mfrs. Assn.	217	Thortel Fireproof Fabrics	176
ab Clayton & Lambert Mfg. Co.	178	a Martin-Parry Corp.	165	ab Thrush, H. A. & Company	195
Cole Valve Co.	223	McQuay, Inc.	43	Timber Engineering Company	218
Colorado Fuel and Iron	214	a Medusa Portland Cement Co.	237	Touch-Plate Distributors, Inc.	202
Connor Lumber & Land Co.	216	a Mengel Company	185	abe Trane Company	160-161
Connor, W. B. Engineering Corp.	207	a Metal Tile Products Co., Inc.	188	a Trinity Portland Cement Division	19
Corning Glass Works	15	Michaels Art Bronze Co.	18	a United States Gypsum	48
ab Coyne & Delany Co.	210	Miller Company	11	ab United States Plywood Corp.	185
b Crane Co.	75	ab Minneapolis-Honeywell Regulator Co.	230	United States Rubber Company	32
a Curtis Companies Service Bureau	67	ab Minnesota & Ontario Paper Co.	29	ae United States Steel Corporation Subsidiaries	25-215
a Cutler Mail Chute Co.	232	Modern Theatre	216	a Universal Atlas Cement Company	215
ae Day-Brite Lighting, Inc.	156	ab Madine Mfg. Co.	60	a Universal Corporation	70
abe Detroit Steel Products Company	163	Monroe, Lederer & Taussig, Inc.	231	a Van Range, John Co.	184
ae C. A. Dunham Co.	229	a Moulding, Thos. Floor Mfg. Co.	231	a Vonnegut Hardware Co.	177
a Du Pont E. I. de Nemours & Co.	61-234	ab Mueller Brass Co.	223	ae Wakefield, F. W. Brass Company	232
a Dwyer Products Corp.	196	ab Natcor Store Fronts	224	a Webster, Warren & Co.	202
a Elkay Manufacturing Co.	212	National Adequate Wiring Bureau	167	a Weis, Henry Mfg. Co.	186
Electric Storage Battery Co.	174	ab National Chemical & Mfg. Co.	218	a Westinghouse Electric Corporation	46-47
a Ellison Bronze Co.	192	ae National Gypsum Company	76	a Westinghouse Electric Corporation Elevator Division	88-89
Employment Opportunities	222	ab National Oak Flooring Mfrs. Assn.	166	ae Wickwire Spencer Steel Division	214
Faber, A. W.—Castell Pencil Co., Inc.	77	a Nesbitt, John J., Inc.	33	Wilmot Castle Co.	171
Fedders-Quigan Corporation	206	ae Norton Company	187	ae York Corporation	199
a Federal Electric Products Co.	87	Ohio Hydrate & Supply Co.	210		
ae Federal Enterprises, Inc.	51	ae Okonite Company	211		
a Fir Door Institute	30-31				
a Fitzgibbons Boiler Company	212				
a Flagg, Stanley G. & Co., Inc.	84-85				
a Fleur-O-Lier Manufacturers	65				
ae Flintkate Company	2nd Cover				
ae Flynn, Michael Mfg. Co.	189				
a Fernica Insulation Co.	238				
ae Frick Company	225				
ae Frink Corporation	197				

NEW YORK—H. Judd Payne, Publishing Director; Robert F. Marshall, Business Manager; Tom Tredwell, Advertising Mgr.; Benton B. Orwig, Creative Service Manager; M. A. Murphy, Advertising Production Manager, 119 West 40th Street; BOSTON—Harry M. Horn, Jr., 855 Park Square Bldg.; CHICAGO—C. B. Riemersma, Robert T. Franden, John M. Cogan, 700 Merchandise Mart; CLEVELAND—John C. Jackson, 321 Hama Bldg.; DALLAS—O. O. Paulsell, 412 Construction Bldg.; LOS ANGELES—Bob Wettstein, Room 816, 816 West 5th St.; PHILADELPHIA—Tom Tredwell, 1321 Arch St.; PORTLAND—Bob Wettstein, 3325 N. E. Maywood Court; SAN FRANCISCO—Bob Wettstein, 1003 TWA Bldg., 240 Stockton St.; SEATTLE—Bob Wettstein, 3039-31st West.



No Whiter White . . . No Finer White than . . .

MEDUSA WHITE



STUCCO



CAST STONE



SCULPTURE



TERRAZZO

Over forty-one years ago, Medusa created the first white Portland cement. Since then, Medusa White has proved itself in thousands of sculptures, homes and buildings. Here, then, is your assurance that *there is no finer white, no whiter white than Medusa White.*

For sparkling white concrete, cast stone, building trim, sculptured work, and white or tinted stucco . . . for gleaming Terrazzo floors that retain their true colors . . . specify Medusa White.

Also proved through the years is Medusa *Waterproofed* White Portland Cement. This is regular Medusa White with a waterproofing material mixed in at the mill. Here's the cement with a waterproofing that repels all water. Concrete, stucco, mortar, etc., made with Medusa Waterproofed Portland Cement is waterproofed *all the way through!* Dirt is washed OFF . . . not INTO the surface. Water is repelled at the surface. It cannot enter, freeze and then disintegrate the stucco, concrete or mortar.

Send the coupon today for "A Guide To Finer Stucco" and "Medusa White Portland Cement." Here's the story of Medusa White for stucco as well as the many uses of Medusa White Portland Cement. These two illustrated booklets are free, of course. Fill out and mail coupon now.

"FIFTY-SIX YEARS OF CONCRETE PROGRESS"

Mail Coupon Today!

MEDUSA PORTLAND CEMENT COMPANY
1015-6 Midland Building • Cleveland 15, Ohio


Gentlemen: Please send me a copy of the free booklets, "A Guide To Finer Stucco" and "Medusa White Portland Cement."

Name

Address

City State

Also made by Medusa Products Company of Canada, Ltd., Paris, Ontario



Whether You Wet Your Whistle At The Bar Or Write A Letter Home To Mother . . .

Beauty Bonded
FORMICA
Reg. U. S. Pat. Off.

at Home with People
at Work in Industry

in Cincinnati's Terrace Plaza

Design: Skidmore, Owings & Merrill, architects
Backus Brothers Co., furniture consultants



Every non-upholstered horizontal surface in the 350 guest rooms is cigarette-proof Formica. Note the window seat and "Realwood" shelf behind the day bed.



One of the newest and most startling uses of Formica is in these colorful wash-stand dressing table combinations. Architects are asking for more information. Pictorial literature is now in preparation. We invite your inquiry for "Beauty Bonded Formica for Bathrooms."

Crepes Suzette in the Gourmet . . . a quick bite in the colorful cafeteria . . . a night cap at the bar . . . or a quiet evening in your room. No matter what your pleasure in Cincinnati's new Terrace Plaza Hotel, your activity is bound to take place within easy reaching distance of a smooth clean Formica surface.

You'll be whisked to the eighth floor lobby in a Formica "Realwood" paneled elevator. You'll register at a main desk of the same material. You'll eat from Formica tables, you'll drink at a Formica bar.

Every horizontal surface in your private guest room will be cigarette-proof Formica. You'll shave at a Formica lavatory-dressing table in your bathroom. You'll write at a beautiful built-in drop-leaf Formica desk.

In short, the Terrace Plaza is a Formica show-place. Because architectural innovations are so numerous in this finest of all hotels, we are preparing full color literature that will serve as your conducted tour through the building. If you'd like a copy, we'll be happy to furnish it as soon as it comes off the press. Please order today.

**Formica, 4632 Spring Grove Ave.,
Cincinnati 32, Ohio**

Formica and Formica Realwood are
Trade Marks registered U. S. Pat. Off. Copyright 1948 Formica, Cincinnati, Ohio