



BUILDING TYPES STUDY:

RECORD HOUSES OF 1971

PLUS APARTMENTS OF THE YEAR

TWENTY EXCEPTIONAL HOUSES AND EIGHT MULTI-FAMILY PROJECTS
SELECTED FOR THE 1971 AWARDS OF EXCELLENCE FOR DESIGN

ARCHITECTURAL RECORD

MID-MAY 1971




A MCGRAW-HILL PUBLICATION



"Our suppliers have to be reliable... deliver on time. We have schedules to meet, and we can't afford to hold up any of the other trades."

"Of course, we want quality... merchandise our suppliers will stand behind. It's this quality and reliability that keep us going with Armstrong."



"From our customers' standpoint, style and maintenance are all-important. They want a certain look, and they don't want to work too hard at keeping it looking good."



"Currently, the Arlmont design in Armstrong Coronelle® is a big favorite with our customers. It's the look they want... it seems to go with our Early California architectural motif."

"A supplier can give you all the quality in the world, but without service, it's nothing. We get both from Armstrong."

Mr. John Lay, Mission Viejo Company

The Mission Viejo Company is building a planned community in California. The concept behind the plan is an Early California look and life-style. Every unit is built to fit this idea, and Mission Viejo's own Decorator Center helps the home buyer select the details—like the right Armstrong floor—to supply

the finishing touch. If you'd like to know more about our floors, and how they can work for you, contact your Armstrong man, or write: Armstrong Cork Company, Dept. RHA-71, Lancaster, Pennsylvania 17604.

FLOORS BY **Armstrong**

For more data, circle 1 on inquiry card



Cover: Private residence, Easton, Maryland
 Architect: Hugh Newell Jacobsen
 Photographer: Robert Lautman

THE RECORD REPORTS

- 21 **Preface**
 by Herbert L. Smith, Jr.
 and James D. Morgan
- 21 **Cartoon**
 by Alan Dunn

ARCHITECTURAL BUSINESS

- 2 **Photographers of Record Houses**
- 2 **Entry procedure for Record Houses 1972**

ARCHITECTURAL ENGINEERING

- 100 **New products for the house**
- 108 **Record Impressions**
- 111 **Record Houses Reader Service Inquiry Card**
- 117 **New literature for house planning**
- 120 **Index to advertising**


OF PARTICULAR ASSISTANCE TO THE EDITOR AND STAFF in preparation of this issue were: Herbert L. Smith, Jr. and James D. Morgan, editors-in-charge Jonathan Hale, assistant editor Danise Picone and Janet Bloom, editorial assistants Jan White, art direction Sigman-Ward, illustration Judy Geier, art production

BUILDING TYPES STUDY 422 RECORD HOUSES® OF 1971

- 22 **Sabel house**, Bridgehampton, New York
 Architects: Julian and Barbara Neski
- 26 **Riley house**, Inverness, California
 Architect: J. Alexander Riley
- 28 **Private residence**, Waccabuc, New York
 Architects: Keith Kroeger and Leonard Perfido
- 32 **Grossman house**, Parker, Colorado
 Architect: Theodore A. Grossman, Jr.
- 34 **Perlbinder house**, Sagaponack, New York
 Architect: Norman Jaffe
- 38 **Jones house**, Memphis, Tennessee
 Architects: Walk Jones + Francis Mah, Inc
- 40 **Parker house**, Mendham, New Jersey
 Architects: Smotrich and Platt
- 44 **Stevens house**, Malibu Beach, California
 Architect: John Lautner
- 48 **Haid house**, Evanston, Illinois
 Architect: David Haid
- 50 **Private residence**, Easton, Maryland
 Architect: Hugh Newell Jacobsen
- 54 **Frankel house**, Margate, New Jersey
 Architects: Louis Sauer Associates
- 56 **Schmidt house**, Coconut Grove, Florida
 Architect: Donald I. Singer
- 58 **Private residence**, Central New York State
 Architect: Martin Growald
- 60 **Shafer house**, Annandale-on-Hudson, New York
 Architects: Baker and Blake
- 64 **Graham house**, Stamford, Connecticut
 Architect: Eliot Noyes
- 66 **Private residence**, Harrison, New York
 Architects: Architects Design Group
- 70 **Combs house**, Fire Island, New York
 Architect: Earl B. Combs
- 72 **Private residence**, East Hampton, New York
 Architect: David Kenneth Specter
- 76 **Burnham house**, Dublin, New Hampshire
 Architects: Mills and Martin
- 78 **Goldfinger house**, Waccabuc, New York
 Architect: Myron Goldfinger

FEATURES: APARTMENTS OF THE YEAR

- 82 **Hoven apartments**, Seattle, Washington
 Architect: George C. Oistad, Jr.



Vern Green

- 84 **East Burnside apartments**, Portland, Oregon
 Architects: Martin and Soderstrom
- 86 **Warren Gardens**, Roxbury, Massachusetts
 Architects: Hugh Stubbins and Associates and Ashley, Myer and Associates



Jonathan Green

- 88 **Townhouses**, Chicago, Illinois
 Architects: Booth and Nagle
- 90 **Islandia**, Alameda, California
 Architects: Fisher-Friedman Associates
- 92 **Tidesfall**, Columbia, Maryland
 Architect: Hugh Newell Jacobsen
- 94 **John R. Little residences**, San Anselmo, California
 Architect: Frants Albert and William Abend
- 96 **Palmetto Dunes golf villas**, Hilton Head Island, South Carolina
 Architects: Copelin and Lee



ARCHITECTURAL RECORD STAFF

EDITOR

WALTER F. WAGNER, JR., A.I.A.

MANAGING EDITOR

HERBERT L. SMITH, JR., A.I.A.

SENIOR EDITORS

ROBERT E. FISCHER
WILLIAM B. FOXHALL
MILDRED F. SCHMERTZ, A.I.A.
ELISABETH KENDALL THOMPSON, F.A.I.A.

WASHINGTON EDITOR

ERNEST MICKEL, Hon. A.I.A.

ASSOCIATE EDITORS

ROBERT JENSEN, A.I.A.
JAMES D. MORGAN, A.I.A.

ASSISTANT EDITORS

BARCLAY F. GORDON
JONATHAN HALE
ANNETTE K. NETBURN

EDITORIAL ASSISTANT

DANISE PICONE

DESIGN

ALEX H. STILLANO, Director
ALBERTO BUCCHIANERI, Associate
JUDY GEIER, Assistant
SIGMAN-WARD, Illustration
JAN WHITE, Consultant

EDITORIAL CONSULTANTS

EDWARD LARRABEE BARNES, F.A.I.A.
ROBERT F. HASTINGS, F.A.I.A.
PAUL RUDOLPH, F.A.I.A.

INDUSTRY CONSULTANTS

GEORGE A. CHRISTIE, JR., Economics
WILLIAM H. EDGERTON, Building Costs

McGRAW-HILL WORLD NEWS

WALTER A. STANBURY, Director
20 domestic and
international news bureaus

PUBLISHER

BLAKE HUGHES

SALES MANAGER

LOUIS F. KUTSCHER

CIRCULATION MANAGER

HUGH S. DONLAN

PHOTOGRAPHERS OF RECORD HOUSES OF 1971

Photographs of the houses by the following photographers appear in articles beginning on pages noted:

Hans Namuth, 157 West 54 Street, New York, New York (22)
Philip Molten, Callister & Payne, 1856 Mar West, Tiburon, California (26)
William Maris, 80 West 40 Street, New York, New York (28, 34, 54)
Rush J. McCoy, 14075 Foothill Circle, Golden, Colorado (32)
Otto Baitz, Parkview at Madison, Laurence Harbor, New Jersey (38, 60)
Norman McGrath, 164 West 79 Street, New York, New York (40, 72, 78, 92)
Julius Shulman, P.O. Box 46206, Los Angeles, California (44)
Hedrich-Blessing, 450 East Ohio Street, Chicago, Illinois (48)
Robert C. Lautman, 3558 Albemarle Street, N.W., Washington, D.C. (50)
Joseph Molitor, 112 Pine Avenue, Ossining, New York, New York (56, 64, 96)
Ezra Stoller (ESTO), 222 Valley Place, Mamaroneck, New York (58)
James Brett, Box 316, Millwood Road, Mt. Kisco, New York (66)
William Helms, 345 East 56 Street, New York, New York (70)
Milton Weinstock, 54 Bigoan Road, Stamford, Connecticut (74)
Vern Green, 2218 Broadway East, Seattle, Washington (82)
Edmund Y. Lee, Dekum Building, Portland, Oregon (84)
Jonathan Green, 49 Clark Road, Brookline, Massachusetts (86)
Jonas Dovydenas, 3300 South Wallace, Chicago, Illinois (88)
Orlando R. Cabanban, 229 South Humphrey, Oak Park, Illinois (89)
Joshua Freiwald, 3627-21st Street, San Francisco, California (90)
Gerald Ratto, 145 Francis Avenue, San Anselmo, California (94)

ENTRY PROCEDURE: Any architect registered in the United States is invited to submit material for consideration in RECORD HOUSES® and Apartments of 1972. Include the following items: 6 to 10 informal photographs, black-and-white preferred, showing exterior and interior views (35 mm. slides must be in 8½ x 11 in. clear envelopes); plans and sections as necessary (not working drawings); and a descriptive sheet with architect's name and location of building. Do not send originals or other material which must be returned immediately. The deadline is October 15, 1971.

ARCHITECTURAL RECORD (combined with AMERICAN ARCHITECT, ARCHITECTURE and WESTERN ARCHITECT AND ENGINEER), Mid-May 1971, Vol. 149, No. 6. Title ® reg. in U.S. Patent Office © copyright 1971 by McGraw-Hill, Inc. All rights reserved. Copyright not claimed on four-color illustrations on front cover and on pages 22, 28, 37, 53, 55, 57, 59, 71, 74, 87, 94, 96, 97. Indexed in Reader's Guide to Periodical Literature, Art Index, Applied Science & Technology Index, Engineering Index and The Architectural Index. Published monthly, except May when semi-monthly, by McGraw-Hill, Inc.

Quotations on reprints or articles available. Every effort will be made to return material submitted for possible publication, but editors and corporation will not be responsible for loss or damage.

EXECUTIVE, EDITORIAL, CIRCULATION AND ADVERTISING OFFICES: 330 West 42nd Street, New York, N.Y. 10036. Other Editorial Offices: 425 Battery Street, San Francisco, Cal. 94111; 1249 National Press Building, Washington, D.C. 20002.

OFFICERS OF McGRAW-HILL PUBLICATIONS COMPANY: John R. Emery, president; J. Elton Tuohig, senior vice president—services; George H. Reppert, group vice president; vice presidents: Ralph Blackburn, circulation; John R. Callahan, editorial; William P. Giglio, administration; David G. Jensen, manufacturing; Jerome D. Luntz, planning & development; Joseph C. Page, marketing; Robert M. Wilhelmy, finance.

CORPORATION OFFICERS: Shelton Fisher, president; Joseph H. Allen, group vice president—publications and

business services; John J. Cooke, senior vice president and secretary; Ralph S. Webb, treasurer.



SUBSCRIPTIONS: Subscriptions solicited only from architects and engineers. Position, firm connection, and type of firm must be indicated on subscription orders; CHANGE OF ADDRESS or subscription service letters should be forwarded to Fulfillment Manager, ARCHITECTURAL RECORD, P.O. Box 430, Hightstown, N.J. 08520. Provide old and new addresses, zip code or postal zone number. If possible, attach issue address label. Annual subscription prices: U.S., U.S. possessions and Canada: \$7.50 for architects, engineers and other individuals in the fields served, all others \$20.00. Other countries: \$18.00 to architects, engineers; others \$24.00.

UNCONDITIONAL GUARANTEE: Publisher agrees to refund that part of subscription price applying to unfilled part of subscription if service is unsatisfactory.

ASSOCIATED McGRAW-HILL SERVICES: Daily Construction Reports (Los Angeles)—Dodge Building Costs Services—Dodge Construction News (Chicago, Denver, San Francisco)—Dodge Construction Statistics—Dodge Reports—Dodge Spec-Fax—Management Control Service—Sweet's Construction Catalog Systems—Sweet's Canadian Construction Catalog Services—Sweet's Information and Library Centers—Sweet's Microfilm Systems.

POSTMASTER: Please send form 3579 to Fulfillment Manager, ARCHITECTURAL RECORD, P.O. Box 430, Hightstown, N.J. 08520.





"They just don't make 'em like they used to."

That's right. At Slater, we make them better. Our expanded Decorative Line of specification-grade touch-switches and receptacles, for example.

We've come up with a rather unique idea. Personalized embossing on the touch switch. Let's say you're bidding on the electrical contract for a new motel. There isn't a motel around who wouldn't love to see its name on every switch in the building. We can emboss other things, too, like switch functions (fan, disposal, etc.). The possibilities are limitless.

A small detail? Let's face it. In your business, an advantage is an advantage.

Speaking of advantages, here are some more. We've added a new single receptacle to our Decorative series. Also a wide variety of combination devices. Slater's soon-to-be-a-classic 770 touch switch now comes in a 20-Amp version called the 2770.




And the modular design of our Decorative series enables you to really reduce your inventory. One plate fits both the switch and the receptacle.

We also ask you to remember that selling up to Slater means greater profit per item. As if we had to tell you.

And last, but not least, are the colors. The newest decorator pastels belong in the newest buildings. The only part of an installation that your customer sees is the devices installed on the wall. If he likes what he sees, so much the better.

We have a whole bunch of new ideas. But they all boil down to one thing:

Slater. The Decorative Line that makes you look good.



Slater

GLEN COVE, L.I., N.Y. 11542
HEAVY DUTY AND RESIDENTIAL GRADE WIRING DEVICES

For more data, circle 2 on inquiry card

Seven ways to get your prospects inside with

You see, the outdoors is what makes the indoors so great.

And bringing the outdoors in is what brings the prospects into your homes; and that's where glass comes in. Glass can open up every room in your homes. Let the sunshine in, but keep the weather out. Interior decorating becomes interior-exterior decorating. Rooms become part of the total land-

scape, and look many times larger.

Use glass to open up the wide open spaces for the people who buy your homes. Use glass to open up your potential for sales and profits.

Here are just a few ideas for building "now" homes with glass. Look into them.

PPG: a Concern for the Future



Wm. F. Cody & Assoc., Architects

1 This kitchen has a sunny disposition because the cabinets are positioned to hang in front of the sunlit glass wall. Beautiful idea, and in cold climates PPG Twindow® insulating glass makes it even more practical.



Wm. F. Cody & Assoc., Architects

2 The garden bath, which uses a picture window overlooking a private court, lets the ladies bathe in Roman splendor. But in privacy. In an area like this PPG Herculite® K safety glass lets them move about in safety.



Donald L. Bren, Builder

3 Mirrored wardrobe doors introduce glamor, a feeling of spaciousness, more light and beautiful practicality to the master bedroom in your homes. Or use this idea in a guest room to give it importance. Look into PPG High-Fidelity® mirrors for this idea.





Deane Brothers, Builder

4 Now the outlook for your kitchens can be exciting, as well as practical. Sliding glass windows with a wrap-around, pass-through serving counter make this kitchen and the great outdoors one big happy unit.



PPG glass (by bringing the outdoors indoors).



5 Who says attics have to be dull, dark and dismal places. Gable end windows in this colonial create a cheerful upstairs rumpus room. It means more usable floor space, more salable floor space.

Charles B. Wills & Co., Builder

6 A two-story fixed-glass window wall overlooking a private court gives this dining area light, excitement and a real outdoors flavor.

Robert Andrews, Builder

Richard Chalfant, Architect



7 For leisure living, here's the updated sun porch. PPG *Herculite K* safety glass in glass walls and sliding glass doors make it possible, practical and safe. The idea itself is one that helps build quality-builder reputations.

If you'd like hundreds of other innovative ideas with glass, send the coupon for PPG's full-color brochure, "Open House/USA." It's yours, free.

For more data, circle 3 on inquiry card

PPG Industries, Inc., Dept. RH-1-1
One Gateway Center
Pittsburgh, Pa. 15222

Gentlemen:
Please send me a free copy of PPG's
"Open House/USA" at the following
address:

Name _____
Address _____
City _____ State _____ Zip _____

Callister & Payne warmed up New England's environment with Western Wood.

Naturally.

Makes sense. Western Wood has warmth. It emphasizes human values. It's easily worked. Any number of stains will give a low-maintenance finish that weathers beautifully.

Heritage Woods in Avon-Farmington, Conn. is the third all-wood condominium project for Paparazzo Heritage Corporation. All three highly successful developments were created by Callister and Payne, Community Planners, in conjunction with architect August Rath. Each project has been relaxed and casual, directed toward the lifestyle of today's market. And, thanks to Western Wood, each blends beautifully with traditional buildings, but escapes the prim starkness of old New England.

Want some ideas how Western Wood can help you move ahead on your next multi-family project? Send for our free brochure.

Please send me your "Apartments" brochure.

For more data, circle 4 on inquiry card

Name _____

Address _____

City _____

State _____

Zip _____



Western Wood does it like nothing else can.

Western Wood Products Association
Dept. AR-571, Yeon Building
Portland, Oregon 97204

WWPA's 1970 Grading Rules, approved by the Board of Review of the American Lumber Standards Committee, incorporate provisions of the new American Lumber Standard PS 20-70, which establishes new lumber sizes, grades and identification requirements. They are now available from WWPA at \$1 per copy.

One of a series presented by members of the American Wood Council.






Centura City, USA

Look what's happened to Centura devices since we introduced them in 1968. In cities and towns all over America, Centura wallswitches and outlets have captured the imagination of architects, interior designers, builders and owners. Centura devices were first to offer elegant styling and a choice of colors . . . a dramatic departure from the ordinary. In addition to distinctive appearance, Centura offers a host of labor-saving features. All devices are top specification grade construction, UL Listed, CSA Approved, and backed by Leviton's unprecedented 25-Year Guarantee of Performance. Write for our latest Centura Catalog, then design with imagination.


America's Largest Manufacturer of Wiring Devices • 236 Greenpoint Avenue, Brooklyn, N.Y. 11222 • (212) 383-4500




For more data, circle 5 on inquiry card



9765 Moss Green Oak



2476 Blue Aquarius



9544 Regent Walnut



2475 Green Aquarius




8805 Continental Pecan




Being first is part of being best. Introducing 11 new patterns for 1971.

2474 Yellow Aquarius



8510 Burmese Rosewood



3325 Antiqua

For General Electric Textolite®, being best means more than just creating the most outstanding laminate designs. It also means being first with the best.

And our new patterns for 1971 speak for themselves. Six new woodgrain patterns and five outstanding new abstracts.

GE Textolite is always first with the best designs in the world of plastic laminates because being first is part of being best.

To get the best look at our more than 120 great designs send for our free, full-line catalogue. **TEXTOLITE®** DECORATIVE SURFACING

9740 Varsity Oak



2439 Cortena Marble



9742 Saxon Oak

General Electric Company
Laminated Products Dept.
Coshocton, Ohio 43182
Gentlemen:

- Send full-line catalog.
- Send complete set of samples.
- Have your salesman call.

Name _____

Firm _____

Address _____

City _____

State _____ Zip _____

Position _____

GENERAL ELECTRIC



AR-2

It's a great new feeling...

At last it's possible to prevent static electricity in carpeting—invisibly, easily, permanently.

X-Static, the modified nylon fiber from Rohm and Haas, lets you tuft static control into carpeting—in all style constructions and colorations—without any change in processing methods. With X-Static, you have unlimited design flexibility. Freedom to dye or pattern-print by any method you choose.

X-Static is absolutely invisible in any type tufting. It won't hamper designers, get in the way of manufacturing methods, or alter the texture and feel of carpet pile.

It's durable. Remains effective even after vacuuming, sham-

poing, spot cleaning, even scouring and high traffic abuse. Tests have shown that X-Static can completely eliminate the discomfort of static shock for the normal lifetime of the carpet.

Until X-Static, there was no satisfactory solution to the annoying problem of static electricity. Nothing available could do the total job. The choice was humectant finishes (which cease to function at low humidity) or metal filament additives (with all their aesthetic drawbacks and limitations on construction and color choice).

X-Static represents the breakthrough in technology that now lets you control static to virtually any desired voltage level, at the lowest of humidities. Without changing processing methods. Without sacrificing texture, style, color.

And remember, X-Static keeps its virtues hidden. You don't see it—you just notice what a beautiful difference it makes.

Find out the difference X-Static can make in your carpet sales picture.

Call us or write today.

Fibers Division
Independence Mall West
Philadelphia, Pa. 19105
(212) 592-6801

Sales Offices:
215 Lawton Road
Charlotte, N.C. 28208
(704) 399-9705

Suite 4919
Empire State Building
New York, N.Y. 10001
(212) 239-4450



X-staticTM

The new anti-static
nylon carpet fiber from Rohm and Haas


TM of Rohm and Haas Company, Philadelphia, Pa. Patent Pending

For more data, circle 7 on inquiry card


SPEAKMAN

Anystream®

SHOWER HEADS



S-2252



S-2253

You are looking at the world's most popular shower heads. In addition to distinctive styling and flawless workmanship, they offer design advantages found only in Anystream.

Even at low pressure, a solid spray pattern without center hollows or voids.

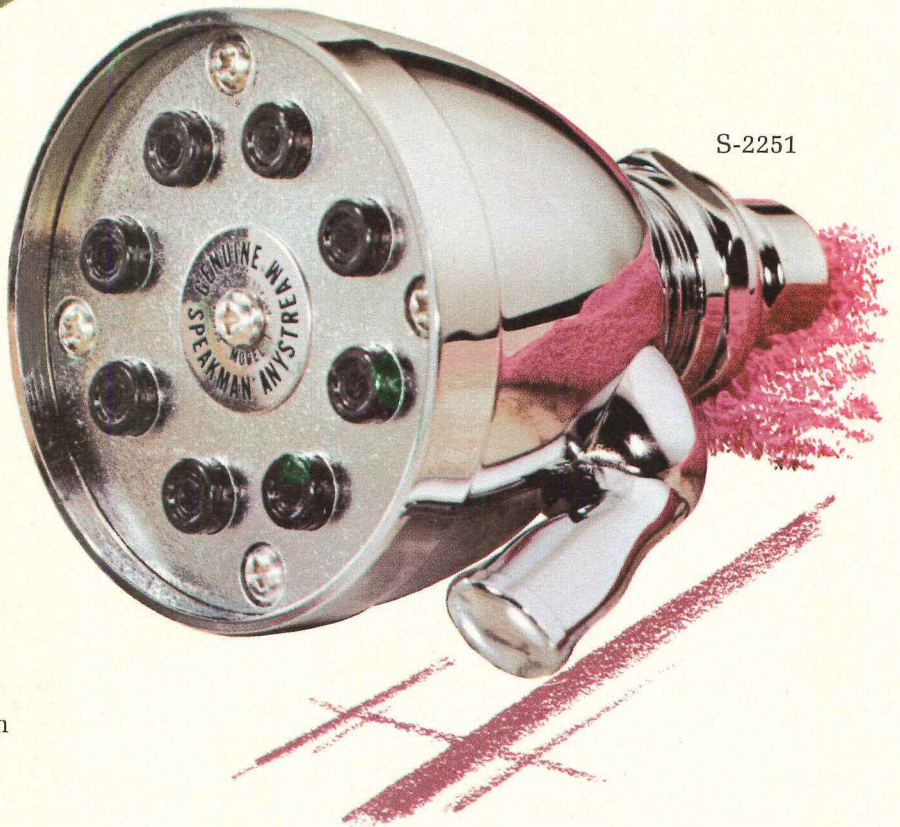
Adjustable through a full spectrum of spray patterns from needle to flood.

Non-stick, deposit-resistant Lexan* plungers to practically eliminate maintenance.

Each shower head available with AUTOFLO, Speakman's patented water-saver.

Selection includes swivel ball-joint, wall-type and vandal-proof models.

Speakman Anystream: An eloquent expression of your ideas.



S-2251

*TM General Electric Co.




SPEAKMAN® COMPANY • Wilmington, Delaware 19899 • In Canada—Cuthbert-Speakman, Quebec

For more data, circle 9 on inquiry card

◆ For more data, circle 8 on inquiry card

ARCHITECTURAL RECORD HOUSES OF 1971 B-1

We gave the most beautiful building in Chicago the air.



The architects of Chicago's award-winning Lake Point Tower apartments needed a heating and air conditioning system that would allow them to keep the smooth, flowing design of their building.

General Electric custom designed our Zonline™ heating-cooling unit to meet their needs.

They had their luxurious-looking building and solved some other problems, too. Like the problem of the sunny side of the building being too hot while the shady side was too cool. Our Zonline units just cooled one side of the building while heating the other.

And with hundreds of different people living in the apartments, there were lots of different temperature demands. Everyone isn't happy with a 75-degree norm. Our Zonline units allow each tenant to set his own temperature. Whether he faces the sun and wants the temperature cooler or doesn't and wants it warmer.


At GE we have many types of Zonline terminal package air conditioners. One of them solved a problem in Chicago. But all of them are flexible enough to solve heating or air conditioning problems in any structure, anywhere.

Look up your GE Air Conditioner distributor in the Yellow Pages, and give him a call. He'll be glad to give you the air.

GENERAL  ELECTRIC

Lake Point Tower, Chicago
Developers: Hartnett-Shaw & Associates
Architects: Schipporeit-Heinrich, Inc.
Structural Engineer: William Schmidt & Associates
General Contractor: Crane Construction Company, Inc.
Mechanical Engineer: William Goodman

For more data, circle 10 on inquiry card



The Sherwood captures the charm of Old England

Our designers journeyed back into the eighteenth century for the inspiration of this distinctive Hadco fixture. And they've created a masterpiece that would be right at home on a stately Old English manor house — or in the library of a fashionable London apartment.

The Sherwood (4300 Series) is available in bracket, post, pier, and


hanging models. And there's also a unique "portable carry lantern", a versatile model to be used as a table lamp, pin-up, swag, or porch and patio light. All are made of durable cast aluminum, in a choice of nine finishes. Clear or amber textured acrylic lens panels are optional.

For more information on the lovely new Sherwood fixtures, or on the

hundreds of other Hadco cast metal lanterns, write to Dept. 22A-157.




Lighting by
HADCO

P.O. Box 128, Littlestown, Pa. 17340
A Subsidiary of Esquire, Inc. 

For more data, circle 11 on inquiry card





The more windows there are, the greater the reason for specifying Andersen.

At least a third (maybe even half) of the exterior wall area in the home you're designing right now is windows and gliding doors. No one can dispute their importance as a design element.

And the more windows and gliding doors you use, the more important it becomes to specify Andersen.

Because Andersen Windows can complement your design scheme . . . no matter how many you include. They don't stand out. Don't dominate. They do their job quietly . . . efficiently . . . beautifully . . . without focusing attention on themselves.

Another point. The more windows your customers have, the more they will appreciate the comfort, convenience and carefree living their Andersen Windows and Gliding Doors afford.

They will thank you for selecting windows that operate smoothly, silently, effortlessly without a lot of fuss and bother. For heating cost savings of 15% or more every year.

Specify Andersen Perma-Shield® Windows and Gliding Doors with the protective vinyl sheath, and your customers will be doubly thankful for the savings in costly window maintenance. Up to \$10 a window for painting every 3 or 4 years.

Yet they'll still be able to enjoy the beauty and warmth of wood on the inside.

They'll thank you for the extra convenience features such as welded insulating glass that eliminates all storing, handling and washing of storm windows. Removable grilles that pop out for easy window cleaning.

Whatever you specify, Perma-Shield or wood, your customers will be mighty pleased with the choice.

Check your Sweet's File. Or contact your Andersen distributor for the details on all the Andersen Perma-Shield and wood styles.

Andersen Windowalls™
ANDERSEN CORPORATION BAYPORT, MINNESOTA 55003



A family of four at the Commodore.

For Key Biscayne's Commodore Club, Montgomery designed and installed a family of four elevators perfectly

matched to the needs of this sparkling new condominium.

You will find exactly the right Montgomery elevator to meet your requirements for performance and price, too. Montgomery oil hydraulic, geared traction, and high rise gearless traction units cover the complete range of elevator capability.

Call Montgomery for planning assistance. We can meet your need perfectly from the family of fine Montgomery elevators and escalators. Montgomery moves people!

montgomery[®]

ELEVATORS/ESCALATORS

POWER WALKS & RAMPS

Montgomery Elevator Company, Moline, Illinois 61265

Montgomery Elevator Co. Limited, Toronto, Ontario

Offices in Principal cities of North America



Architect: Marchesani & Cohen, Architects, Miami Springs, Florida

General Contractor: Grant Sholk Construction Company, Miami, Florida

For more data, circle 13 on inquiry card



Clean, carefree DURACRON Color Coatings from PPG are ideal for applications on all aluminum windows and extrusions. Far more appealing than raw aluminum which is subject to unsightly pitting and dulling, these color-fast, baked-on acrylic finishes come in white and a range of bright, beautiful colors that keep their original lustre year after year. It's a fresh sales-booster. And DURACRON Color Coatings are formulated to meet a variety of requirements for permanence, low-maintenance and economy. Gain this new outlook on aluminum windows and extrusions. Send for further information on DURACRON Color Coatings. See Sweet's Architectural File, Industrial Construction File, or write Product Manager, Extrusion Coatings, Dept. 16W, PPG INDUSTRIES, Inc., One Gateway Center, Pittsburgh, Pa. 15222.

PPG: a Concern for the Future

For more data, circle 14 on inquiry card

Fresh outlook on architectural extrusions:

Complement your windows and extrusions with added value, beauty and sales appeal by specifying DURACRON® Color Coatings.

FOX CHASE CONDOMINIUM, Mt. Clemens, Michigan. Architect, Progressive Associates, Inc.; Builder, Bert L. Smokler Co. (subsidiary of Dreyfus Corp.); Window Fabricator, Ida Products Co.; Coating Applicator, Pittsburgh Aluminum Alloys; National Aluminum—A Unit of National Steel Corp.

Extrusion
Coatings





ENCHANTMENT
IN COLOR
FOR MASONRY.

MEDUSA CUSTOM COLOR

Add elegance to new homes with the use of Medusa Custom Colored Masonry Cement for colored mortar.

By specifying a colored mortar for your Home, Town House, or Apartment, you customize and personalize its architectural splendor. With little additional cost, you will appreciate your investment to its fullest.

Offer your clients new enchantment in color. Choose from a multitude of colors available in sample kits. Write for color brochure—Medusa Portland Cement Co., P. O. Box 5668, Cleveland, Ohio 44101.

Write for free sample kit containing six popular MCCMC colors.



For more data, circle 15 on inquiry card

Four easy steps to Lennox Total Comfort

WARMTH.

A Lennox furnace continuously circulates gently moving air. Quiet. Constant temperatures—wall to wall, floor to ceiling. No drafts.



HUMIDITY.

A Lennox power humidifier moistens and softens gentle Lennox warmth. Protects precious things against the damage of dryness—skin, hair, and throat, and costly fabrics, furniture, furs.



COOLING.

A Lennox central air conditioner keeps your summers cool and dry and quiet and clean. And because your home is a summer retreat, the outdoors becomes more fun!



ELECTROSTATIC AIR CLEANING.

This Lennox unit removes over 90% of all dust or pollen particles from the air passing through it. Reduces cooking odors, smoking odors. Draperies, walls stay cleaner longer.



The Lennox level of quality and performance matches the luxury of the finest custom-designed home. For information write Lennox Industries Inc., 981 So. 12th Avenue, Marshalltown, Iowa 50158.

More families own **LENNOX** central heating & air conditioning than any other brand.

For more data, circle 16 on inquiry card

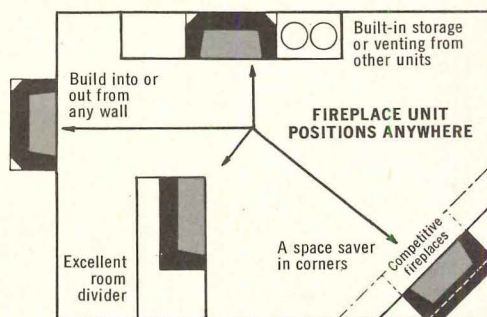


This Heatilator fireplace turns people on...and sets you free

Meet the Mark 123—an exciting Heatilator fireplacing simplified concept. To people, a great way to find relaxing escape. To you, freedom to factor in real fireplacing customized to any architectural plan.

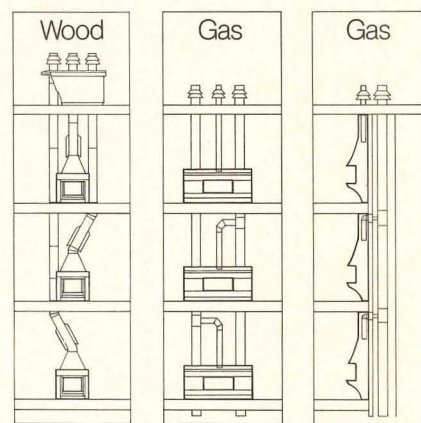
Forget any set ideas about fireplaces. The representative diagrams shown detail the versatility, adaptability and stacking features. Support and surround the Mark 123 with combustible materials. Heatilator Mark 123 systems (fireplace, flue and roof termination) arrive jobsite for as low as \$297. Twist-lock feature secures components in literally seconds. Full-pack insulation eliminates condensation and noise transmission.

Renters willingly spend up to \$15 more per month to enjoy a Mark 123. That means more cash flow, rental profit, loan and sales value for builders and investors.




Send for the Heatilator Architectural File.

Wood- and gas-fireplace systems are detailed in full color catalogs and representative architectural drawings. Write: Vega Industries, Inc., 3351 W. Saunders St. Mt. Pleasant, Iowa 52641. Also available in Canada.



Multi-level venting for Wood or Gas systems. Choice of manufactured or job-built roof termination.

heatilator
America's Leading Fireplace Systems



Built-in/Free-standing/Wall-hung

For more data, circle 17 on inquiry card




Architect: Edward C. Collins II, Associates
Wood: Cedar

START WITH WOOD / FINISH WITH OLYMPIC STAIN.

- Costs less than paint.
- Easier to apply than paint.
- Lasts longer than paint.
- Guaranteed not to crack, peel or blister.
- 66 Colors, solid or semi-transparent.
- Protects wood beautifully.



For color samples on wood and A.I.A. Manual, write Dept. T, 1148 N.W. Leary Way, Seattle, Washington 98107. Olympic Stain. A division of COMERCO, INC. 

For more data, circle 18 on inquiry card



"That's a Gold Bond Panelectric ceiling. It provides the cleanest, most comfortable heat you'll ever enjoy."


What a beautiful selling feature to add to the homes and apartments you design. Panelectric panels look like regular gypsum wallboard . . . go up just as easy . . . and take any form of decoration. This is a single layer electric radiant heating system that eliminates furnaces, ducts, or radiators. What you don't see is the electric cable because it's factory-fabricated into the noncombustible gypsum rock core. For more information on Panelectric® and other products shown, write National Gypsum Company, Dept. RH-51G, Buffalo, New York 14225.

OTHER PROSPECT PLEASERS FROM NATIONAL GYPSUM COMPANY, THE ANSWER PEOPLE


Veneer Plaster combines the economies of gypsum drywall construction with the fine qualities of lath and plaster. Glass fiber mesh reinforces joints of plastering base formed of 4-foot wide panels.



New Perfect Spray Texture, with expanded polystyrene aggregate, is the answer to low-cost, rich-looking ceilings. One sprayed-on coat adds a uniform bold texture to wallboard, plaster, or concrete surfaces. Hides minor blemishes. Overspray on sidewalls comes off fast and easy.




Prefinished Woodrock® is the answer to low-maintenance siding. It has the strength and fire resistance of masonry but in clapboard or panel form. Special formulations make it lighter, more workable. And it's top-nailable for clapboard.



Gold Bond Silentex, your "unholey" weapon against noise. A Silentex® ceiling swallows up to 80% of all noise reaching it. In thousands of tiny sound traps so small you're not aware they're there. Made with wood fibers, it is lightweight — a feature builders appreciate. And it has a handsome brush texture of wheat and white color tones, which blends with any decor.

Gold Bond®
BUILDING PRODUCTS



LP-gas on the rocks

Rocky shore to rocky mountain, LP-gas lets you civilize the most primitive sites. Because it's *portable*. Goes anywhere, easily. Far beyond the reach of utilities.


LP-gas brings with it all the creature comforts. Heat. Air conditioning. Hot water. Fuel for cooking. Even generates electricity.

So when it comes to your next "wild" challenge, don't limit your imagination. Go *way* out. Call on versatile LP-gas to solve the problem of comfort—safely, cleanly, dependably.

Of America's great sources of energy, only LP-gas serves in so many ways.

This seal identifies an authorized member ▶

NATIONAL LP-GAS MARKET DEVELOPMENT COUNCIL
79 West Monroe Street, Chicago, Illinois 60603



For more data, circle 20 on inquiry card



Lock-Deck® Decking helped create this unique recreational facility

Potlatch invented Lock-Deck laminated decking, and this spectacular recreational facility at Fairways Royale condominium in Florida takes full advantage of this versatile material. Over a unique frame of glue-laminated arches and beams, the decking for floors, roof and sidewalls is Inland Red Cedar Lock-Deck with saw-textured face. The same framing and decking system is used for a bridge, cantilevered indoor and outdoor stairs, a sun deck and porte cochere. Lock-Deck helped give design freedom to the architect through reasonable-cost wood structures without compromise of aesthetic principles. We can do the same for you. Write for information.

Architecture: Harvey J. Ehrlich
and A. C. Siegel
Structural Engineers: Bliss & Nyitray
Mechanical Engineers: Alexander & Associates
Construction: Roof Structures of Florida, Inc.

For details see Sweet's Architectural File 1c/PO



Potlatch
WOOD PRODUCTS GROUP
P. O. Box 3591 · San Francisco, Calif. 94119

Lock-Deck is available in 4 thicknesses and 2 face widths. Electro-Lam® beams in all sections up to 162 sq. in., lengths to 60 ft.


For more data, circle 21 on inquiry card

NEW FROM SHERWIN-WILLIAMS® FULL HIDING, SOLID COLOR STAIN

For wood siding, shingles, shakes, decks, porches, steps, railings, fences, benches.



For terrace walls, interior beams, ceilings, paneling, or any area where wood is used.



- For exterior — interior use.
- Use on new wood or previously stained or painted wood.
- No topcoat necessary.
- Superior *alkyd* formulation for toughness and longer life — not a conventional oil stain.
- Excellent weather resistance.
- Repels moisture; mildew and mold resistant.
- Won't crack, peel, or blister.
- Lap marks won't show.
- Needs no priming or thinning.
- Easy to apply by brush, roller, spray, or dipping.
- 24 beautiful non-fading colors, plus white.

Now you have a choice of using Solid Color or Semi-Transparent Sherwin-Williams Stains, or Weathering Oil® for a rich weathered effect.


See specification Nos. 71.07, 71.14, in our catalog 9.9/SH, Sweet's Architectural and Industrial Construction Catalog Files. Or circle inquiry card or write the Sherwin-Williams Co., Architectural Service Division, Cleveland, Ohio 44101.



SHERWIN-WILLIAMS




For more data, circle 22 on inquiry card



ULRICH FRANZEN, F.A.I.A.

9 Record Houses


68



RICHARD OWEN ABBOTT, A.I.A.

4 Record Houses


69



GWATHMEY, HENDERSON & SIEGEL, A.I.A.

4 Record Houses

70



KROEGER-PERFIDO, A.I.A.

7 Record Houses

71

Parker house, by Smotrich & Platt.

Private residence, Harrison, N.Y., by Architects Design Group.

Pearlbinder house, by Norman Jaffe.

Combs house, by Earl Burns Combs, A.I.A.

Sabel house, by Julian and Barbara Neski.

Private residence, Fairfield County, Conn. by Eliot Noyes & Associates.

Private residence, Westchester, N.Y., by Kroeger and Perfido, A.I.A.

WINNERS CHOOSE ARCADIA



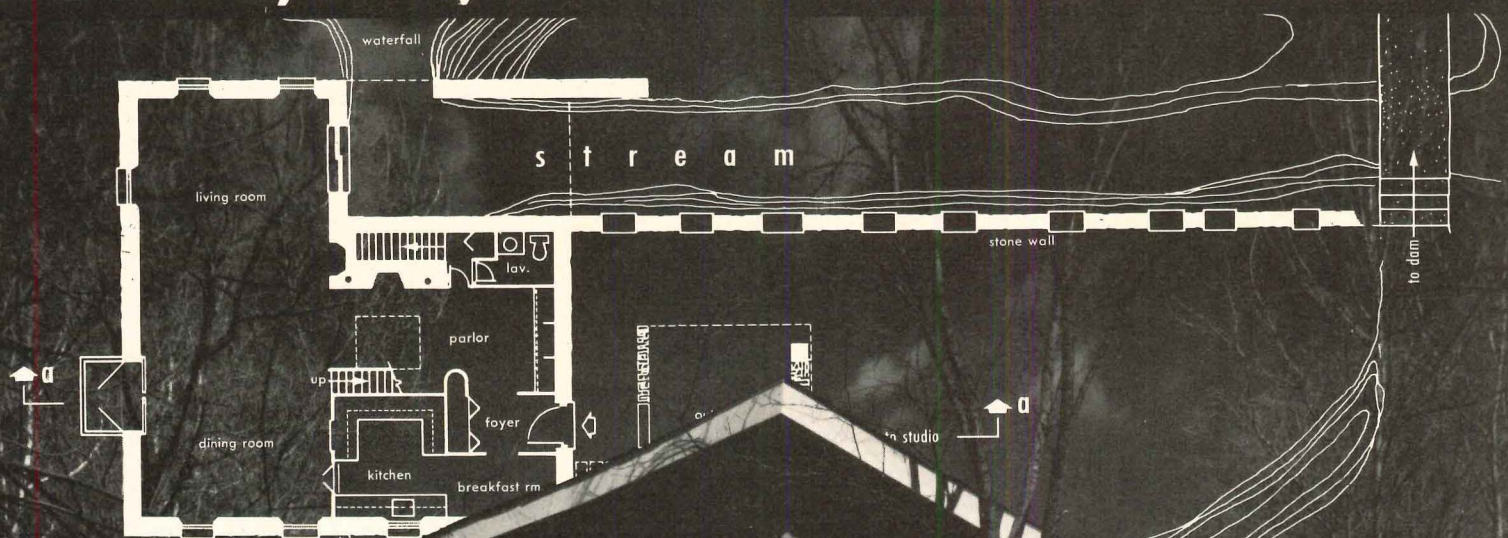
Sliding glass doors and windows by

NORTHROP ARCHITECTURAL SYSTEMS

999 South Hatcher Ave., City of Industry, California 91745 / (213) 964-6511

For more data, circle 23 on inquiry card

The bathrooms down by the old mill stream are stone, slate, wood and Universal-Rundle.



Four-and-a-half years ago, Don and Antonia Salvato escaped the crowded metropolis. They bought a cider mill—stream and all—located in a forest some 85 miles from New York City.

Then they went to work on the 76-year-old main structure. New roof. New beams. And over 200 weekends later, their mill is becoming a contemporary masterpiece.

Don Salvato, an architectural designer, chose Universal-Rundle fixtures for his 2½ bathrooms and

planned swimmers' shower. The 36-in. Uni-Shower for the swimming area is a one-piece fiberglass unit with an optional top. In Don Salvato's own words, "The fiberglass is even more beautiful than I thought it would be."

Architects specify Universal-Rundle fixtures for a number of reasons. We've been innovating bathroom fixtures for 70 years. We deliver promptly. Our fiberglass units cut installation time and costs. Just set the seamless one-piece tub/shower unit

into framing, nail the flanges and it's ready for plumbing hook-up. No tiles, no grouting, no call backs. For a closer look at our color-matched line, write Universal-Rundle Corporation, New Castle, Pa. 16103.



Universal-Rundle

For more data, circle 24 on inquiry card

MAGNIFICENT CEDAR
WOOD SHAKES OR
SHINGLE TEXTURES

UP FRONT

WHERE IT COUNTS



Unlimited design emphasis is possible with the use of the various interesting textures available in Shakertown Shakes and Shingles for use on homes, apartments, or condominiums. First impressions of the exterior and entrance ways will determine cus-


tomers acceptance and improve occupancy. Cedar is beautiful in either Barn Shake, Rough Sawn Shingles or Shingle textures . . . all now available in convenient eight-foot panels for weather-tight protection and fast application.

MANSARD OR SIDEWALLS

Shakertown panels can be applied direct to the studs for unusually attractive Mansards. Complete sidewalls covered with these rustic textures will enhance the building's appearance and give years of lasting beauty. Shakes and shingles are available in 7" or 14" weather exposure to meet your desired effect. The natural cedar or the various transparent color finishes will add to the variety of design emphasis you can build into your buildings. Matching wood corners will give you a truly professional appearance.



Shakertown
SHAKES AND SHINGLES IN
CONVENIENT 8-FOOT PANELS



SEE OUR CATALOG
IN SWEET'S
ARCHITECTURAL
FILE
OR WRITE FOR COPY

Shakertown®
FIRST NAME IN CEDAR SHAKES

Write for detailed brochure
SHAKERTOWN CORPORATION
DEPT. ARH-5
4416 LEE ROAD
CLEVELAND, OHIO 44128

In Canada
BESTWOOD INDUSTRIES, LTD.
VANCOUVER 3, B.C.
P.O. BOX 2042

Mirror mirror on the wall...

Fairest of them all? McGraw-Hill's Architectural Record, winner of the 1989 Grand Award of Excellence from the Society of Publication Designers.

Grand Award 1989, too!

McGRAW-HILL MAGAZINES
BUSINESS • PROFESSIONAL • TECHNICAL

Editorial enterprise builds advertising readership.

Mirror, mirror on the wall...

Fairest of them all? McGraw-Hill's *Architectural Record*, winner of the 1969 Grand Award of Excellence from the Society of Publication Designers.

and 1970, too!

McGRAW-HILL MAGAZINES
BUSINESS • PROFESSIONAL • TECHNICAL

Editorial enterprise builds advertising readership.

There's a Tyler No-Hub DWV System in there. Tenants just never hear it.

Tyler's ♀ No-Hub® pipe and fittings make one of the quietest DWV systems you can install in a home or apartment.

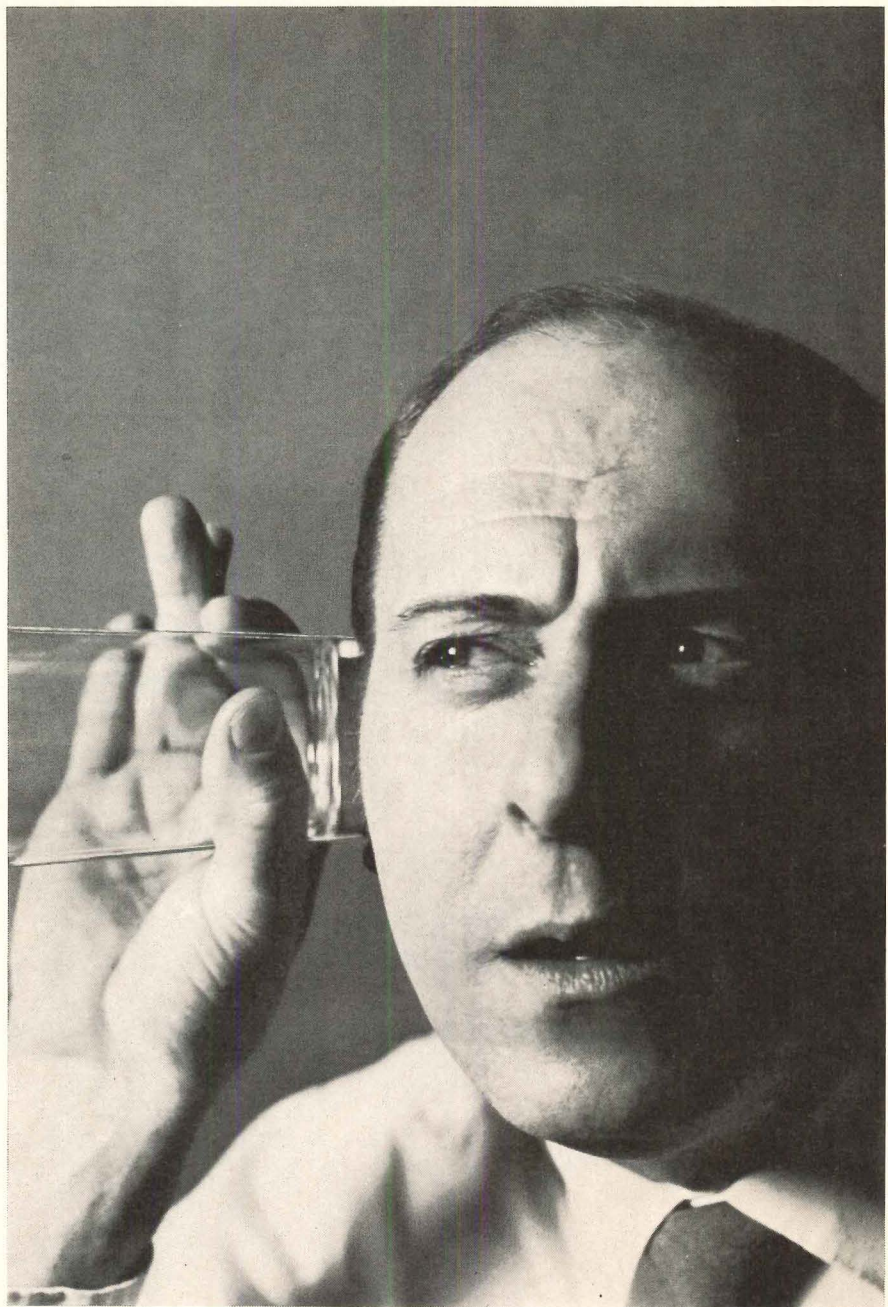
The mass and weight of permanent cast iron is one reason.

Another is No-Hub's Neoprene Sleeve. The coupling forms an isolation break at every joint. For example, it absorbs all the vibration of a garbage disposal at the first joint and makes it impossible for noise to travel through the system.

Tyler's No-Hub DWV System is permanent, too. Cast iron has an in-use history of over 100 years. Neoprene is impervious to oils, fats, greases, chemicals. It resists aging and it's fireproof.

With Tyler No-Hub in a cast iron DWV system, the sound of plumbing will never interfere with tenant comfort. For information, write us at P. O. Box 2027, Tyler, Texas 75701.

If it goes into a DWV system, Tyler makes it.



Tyler Pipe
Subsidiary of
Tyler Corporation

Member CISPI

Copyright Tyler Pipe 1971

For more data, circle 26 on inquiry card

This is a picture of your \$75,000 architectural masterpiece.

(during a power failure)

Your award-winning design doesn't look like much in total darkness.

Worse yet, that home begins to lose its function when people stumble from room to room.

And the furnace or air conditioning system stops. And the refrigerator isn't refrigerating. And the freezer meat begins to thaw.

Admittedly, chances of a prolonged power failure aren't great. But neither is the chance that your house will burn down, yet you'd never recommend against fire insurance.

For less than \$2,000, you can install "power failure

insurance" in every home you design. In the form of a standby power plant.

It can protect the owners from great financial loss. Help prevent panic. Even tragedy.

And when you get to the point of specifying a standby power plant for the masterpiece on your board, remember this:

One standby power plant is over-engineered, over-built, over-tested. It's a complete system. It's rated conservatively. Its performance is certified.

Because it must perform so that everything else will. No. 1 is the One.



1400 73RD AVENUE N.E., MINNEAPOLIS, MINNESOTA 55432
OUR 50TH YEAR BUILDING GENERATORS AND ENGINES

For more data, circle 27 on inquiry card

ANNOUNCING: A PUBLIC AND PROFESSIONAL SERVICE BY ARCHITECTURAL RECORD
(Reprinted from the February 1971 issue.)

A memo to architects and engineers from the publisher

Subject: **PROJECT AIR RECLAMATION**

When an entire nation sees, smells and inhales a problem, the need for publicizing that problem becomes secondary to devising solutions to it—and communicating them to the right people.

Impetuous promptings to do something about pollution are understandable as it finally dawns upon an unsuspecting populace that unless effective action is taken, accelerating technical progress promises at best a poisonous prosperity. What the situation now demands, however, is more enlightenment on products and systems, available or under development, for protecting and reclaiming our environment.

In this regard it would be a most constructive development if architects, and the engineers who work with them, were more fully informed on anti-pollution systems and equipment designed for use in all types of buildings.

Architect and engineer expertise is essential to equipping new and existing buildings to meet anti-pollution standards. Moreover, architects and engineers bring to private projects a deeply reflected sense of responsibility to the public and the environment. As professionals they are the primary advocates of quality design solutions to quantitative building problems. Today, backed by clearly foreseeable legislative action and the pressure of public opinion, they are in a better position than ever before to persuade their clients to invest in the most efficient anti-pollution systems.

Unfortunately, effective dissemination of needed information to the design professions—and the stimulus that would provide to the introduction of effective anti-pollution systems—is dependent to a degree on editorial and advertising budgets. Therefore, with the hope of rendering a public and professional service, Architectural Record is offering upon application to the publisher one full black and white page free to any manufacturer of equipment specifically designed to reduce outdoor air pollution on the following conditions:

1. The manufacturer must feature a comprehensive solution to an air pollution problem in a building and, where applicable, include test data relating to prevailing standards and codes. (Note: components are not eligible unless presented as part of a total system and specialized process equipment is excluded.)
2. The manufacturer will assume full responsibility for the accuracy of all statements.
3. The manufacturer has national distribution and agrees to supply promptly to architects and engineers full information on his system.
4. The publisher of Architectural Record may designate the issue in which the message will appear.
5. All copy will be subject to review and approval by the editors of Architectural Record.
6. The offer may be terminated by the publisher of Architectural Record at any time and without condition.

Blake Hughes

PUBLISHER

PRESCOLITE

is where it's at!

LITE-TRAC

92228
8ft. JOINER TRAC

93416 Matte black

90416 Square canopy mount
Single circuit only
Matte black



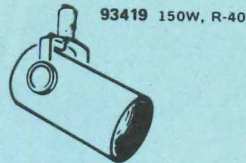
93412 Black and brushed alum

90412 Square canopy mount
Single circuit only
Black and brushed alum

93411 150W, PAR-38



93415 300W, PAR-56



93419 150W, R-40

93431 300W, Incandescent
500W, Quartz-Halogen

93432 300W, Cool Beam




93428 For use with
25W or 40W
G-25 lamps
or 25W, 60W
or 100W
G-40 lamps



PRESCOLITE

Like San Francisco's famed cable cars, PRESCOLITE's PHASE 3 Lite-Trac moves along a specific track to get your lighting where you need it. An adjustable lighting system for either single or two circuit use. Lite-Trac, with almost unlimited adaptability, may be recessed, pendant, or surface mounted (horizontal or vertical). A wide range of Trac-lites is available—with varied lamp sources in wattages from 25 to 500. For further information, write PRESCOLITE, a division of U.S. Industries, Inc., 1251 Doolittle Drive, San Leandro, California 94577 or call (415) 562-3500.

For more data, circle
28 on inquiry card



want to
make a pile?
be sure it's
backed by
Jute-on-Jute

Jute primary and secondary backings make the big difference in the pile of tufted carpets. Permit tighter stretching in all directions, to hug floors permanently without ripples later. Take tiny stitches close to edges, making seams hard to find. Bond most securely to hot-melt tapes, preventing seams from opening under stress. Provide over double the bulk of other backings, for cushioning that increases pile luxury. Add suppleness, facilitating flawless tailoring. A carpet pile can't suffer from non-support with Jute-on-Jute backing.

JUTE CARPET BACKING COUNCIL, INC.

American Industries, Inc. • BMT Commodity Corp. • C. G. Trading Corp. • Delca International Corp. • Dennard & Pritchard Co., Ltd. • A de Swaan, Inc. • Robert F. Fitzpatrick & Co. • Gillespie & Co. of N. Y., Inc. • Hanson & Orth, Inc. • O. G. Innes Corp. • Jute Industries, Ltd. • Lou Meltzer Co. • Pak-Am Inc. • William E. Peck & Co. of N. Y., Inc. • R. L. Pritchard & Co. • Revonah Spinning Mills • Stein, Hall & Co., Inc. • White Lamb Finlay Inc. • Willcox Enterprises, Inc.


For more data, circle 29 on inquiry card

Hands that learned their craft before
you were born
fashion shingles and handsplit shakes
of red cedar.

An enduring wood. Richly textured.
Strong. Natural.

A wood to touch. And be touched by.
Imagine a home of your own
in red cedar.

Then make it happen.



Write for Timeless Beauty, a book about red cedar and designs for living.
Send 25¢ to: Red Cedar Shingle & Handsplit Shake Bureau, 5510 White Building, Seattle, Washington 98101.

For more data, circle 30 on inquiry card

Flow-Matic by  PRICE PFISTER



**american
beauty**

PRICE PFISTER

Manufacturers of Plumbing Brass • Pacoima, Calif. 91331
• Subsidiary of Norris Industries •

For more data, circle 31 on inquiry card

Devoe announces a line of colors you can stick with.

Now that we've re-formulated our entire color system to jibe with the fashions and fabrics of the seventies—we've made specifying our colors easier, too.

The new Devoe color index book is cross-referenced to a bound set of color chips with self adhesive backs. You don't have to paper clip chips anymore, or tape them or staple them. Just peel them off the page and stick them to your specs.


Ask your Devoe man about the Colors of the Seventies—available in all paint finishes, from flat to gloss, for any job. Produced with high-hide bases for improved coverage and greater performance.

See your Devoe man.
Devoe Paint, Division of
Celanese Coatings Co.,
224 East Broadway, Louis-
ville, Kentucky 40202.

For more data, circle 32 on inquiry card




First with the fashion paint colors of the 70's



Dimension ∇



Dimension ∇ ™: Patent Pending



Paneling with the bold look for Modern America

Dimension ∇ ™ paneling has grooves deeper and wider than any other. The effect is modern. Smart. Dramatic. This is the look for now homes. Flat walls are definitely out.

Available in five distinctive real wood veneers, oak, elm, pecan, walnut or birch. Dimension ∇ , the paneling with the Great American Look from Georgia-Pacific.

For details check Sweet's Architectural File Division 6. Or wire Georgia-Pacific Corporation, Instant Sample MA Portland, Oregon 97204. We'll get Dimension ∇ paneling samples to you within 48 hours.



GEORGIA-PACIFIC
Portland, Oregon 97204

For more data, circle 33 on inquiry card



New U.S. Steel Headquarters, Pittsburgh.

Antron®. It makes a carpet grow up and act like a floor.

It used to be, only a floor (the hard, shiny kind) could stand up to the day-in, day-out punishment of the workaday world. Until Antron* nylon. A carpet with pile of "Antron" performs so well you can put it almost anywhere you would have put hard surface.

"Antron" meets the strict specifications U.S. Steel set up for every building material that went into their new Pittsburgh headquarters.

"Antron" has soil hiding so efficient, maintenance costs can be cut in half. Durability so great installations six years old have shown no significant wear. Cleanability so high that even extensive changes in floor plan leave no telltale tracks behind. Aesthetics that are second to none. Maria Bergson, design consultant for U.S. Steel, said only "Antron" met her standards for wearability, prac-

ticality and attractiveness, without sacrificing one for another.

Before you decide what your floors should be made of, find out more about "Antron". Write Du Pont Carpet Fibers. Contract Carpet Specialist. Centre Road Building. Wilmington, Delaware 19898. Your floors may never be floor again.

*Du Pont registered trademark.
Du Pont makes fibers, not carpets.



For more data, circle 34 on inquiry card



PLEXIGLAS® LETS THE SUN SHINE IN

Use sunlight to design a home and set it apart from the crowd. You will be giving your clients outdoor living year-round, plus brighter larger-looking rooms.

Transparent gray and bronze Plexiglas permits clear vision of the outdoors while controlling solar heat and light. These colors and the variety of low profile shapes that are possible with Plexiglas, make it easy to blend the skylights into the roof attractively and economically.

Plexiglas skylights are designed not to leak and come to the job-site preassembled and ready for fast installation in standard sizes up to 8 feet square.

So it's easy to design sunlight into a home when you use Plexiglas acrylic plastic. And with Plexiglas, there's 25 years of outdoor use to prove that it will not change color or become brittle.



Write for our brochure on standard home skylights, names of manufacturers, and your FREE "Let the sun shine in" button.

Name _____

Firm _____

Address _____

City _____ State _____ Zip _____

**ROHM
& HAAS** 
PHILADELPHIA, PA. 19105


For more data, circle 35 on inquiry card





The twenty houses and eight apartments which follow convey our impression of the breadth of residential design thought in the United States today. Some of the names are familiar to readers of past RECORD HOUSES, but fifteen of the architects in this sixteenth collection are receiving their first ARCHITECTURAL RECORD Award of Excellence in Residential Design (as are their clients). If the buildings in this issue—diverse in cost, size, materials, location, and philosophy—have anything in common, it seems to be a trend toward substantialness. Gone, for the most part, are the visual lightness and the rigorous structural systems that intrigued architects when RECORD HOUSES began in 1956. In their place, solidness, a true sense of enclosure. But the architect is still as busy exploring the potential of architecture through residential design as ever. And as usual, this issue of ARCHITECTURAL RECORD will be sent, in addition to regular subscribers, to 20,000 builders and 7,000 interior designers and will be available in bookstores across the country.

*Herbert L. Smith, Jr.
James D. Morgan*

—Drawn for the RECORD by Alan Dunn



*"But I can't just leave it here.
You have to sign for it."*



1 Set against the low green hills of Long Island's eastern shore, this house has a sculptural clarity that is dazzling. The Neskis, along with many other architects, are re-examining the great European work of the twenties and thirties. In this project they show that a simple square plan, strongly articulated against the sun and boldly set into nature can be powerful architecture.


Just as the jewel-like house can be seen for three or four miles from the highway, it in turn, from its relatively high spot, looks south across pastureland toward the ocean. There is nothing to give any hint of true scale. The stucco construction, carefully detailed to minimize window and door trim, pre-

sents a building whose actual size is revealed only at close range.

There are many clever devices used to make the house (just 36 feet square including the balcony) seem much larger than it is. The elevation below, facing the road, is dominated by a flying stairway from the second floor. We are used to thinking of such elements in monumental scale—five or six feet wide between railings perhaps—but here it is less than three feet wide—ample, since it is used principally to let the dog and cats out at night. The two horizontal window bands, assumed to be at eye level, actually are three to four feet above the floor (see bathroom overpage). Even the door at the right side of the facade seems taller than normal. But it isn't. Nor does either photograph

of the major elevation, opposite, reveal much to the observer.

Yet if the exterior scale is a masterful illusion, the interior does not betray it either. The one large room, expressed on the exterior as glazing wrapped around the balcony, seems very spacious. Obviously, because the transparent wall fills it with light and carries the implied boundary out to the edge of the balcony and surround, if not to the horizon. The angled wall on the left side not only helps to increase the mass of the house from the exterior but substantially extends the sweeping view of the ocean from the living room.



Architects: JULIAN AND BARBARA NESKI


29 E. 61 Street, New York, New York


Owners: Mr. and Mrs. Robert Sabel

Location: Bridgehampton, New York

Structural engineer: Stanley Gleit

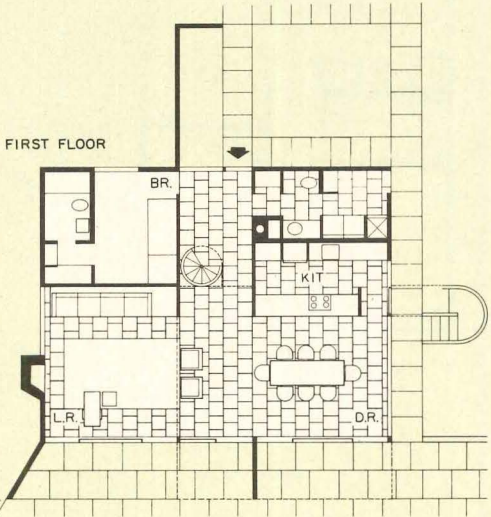
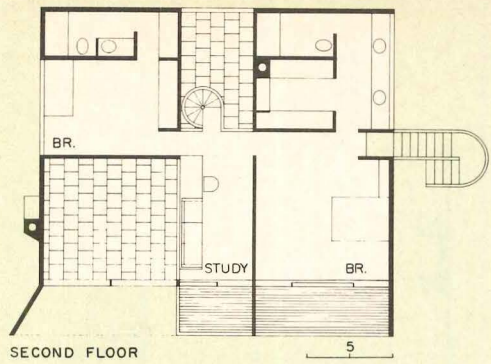
Contractor: Harry Wilde, Inc.


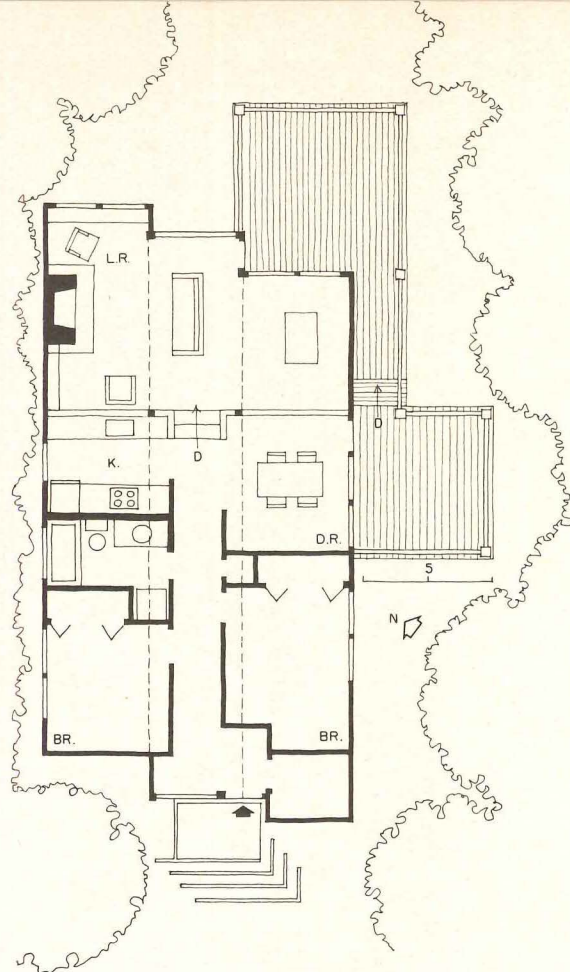




The stunning pair of photographs below convey the explosion of space inside the house. Carefully controlled interior details are a strong but quiet background for the rich furnishings. The bathroom, far right, is an example of careful design for which Julian and Barbara Neski are known. The exposed bulbs punched through the mirror are excellent for shaving; in the counter at the right is a flip-up mirror and separate light precisely right for makeup. Note the window above the counter.







2 Within the simplest imaginable structural framework of this small (under 1,000 square feet) house, architect J. Alexander Riley has created an extraordinary variety of indoor and outdoor spaces. Essentially, as is best seen in the plan and photo above left, the house is made of two flat-roofed units set seven feet apart and bridged by a handsomely framed pitched roof set above twin clerestories that pour light into the center of the house, even though it is on a northeastern slope.

That roof is one of four elements that give distinction and interest to what—in less sensitive hands—could have been quite ordinary. The second design device was staggering the ends of the elements—on both the entry and view ends of the plan—to eliminate any sense of boxiness. Third: dropping the living room floor three steps, and leaving it open to the dining room and kitchen to add a sense of spaciousness. Finally, while the house is of the simplest construction, with posts, single-thickness walls of 2¼- by 6-inch cedar and a single-thickness 2 by 6 cedar roof—great attention was paid to the detailing. Note for example the mitered corners of the clerestory structure (photo left) and the simple-to-fabricate but effective detailing of the interior (photos opposite page).



Architect: J. ALEXANDER RILEY
 18 Carlton Place, Inverness, Cal.
Owner: J. Alexander Riley
Location: Inverness, California
Contractor: Jean Madill Burroughs



Philip Molten photos



On the interiors, the simple wood framing is clearly expressed, with a small but effective amount of trim and special detailing. The photo at left shows the main view wall, with the deck beyond. At right, a view from the living room to the dining room and kitchen three steps above. The kitchen-living room, photo below, emphasizes the changes in scale and room shape worked out within, again, an essentially simple framework.





3 Designed to dramatize the virtues of an unexpected site—an old quarry gorge fed by a stream—this house leads the visitor from a quiet, one-story and almost symmetrical entrance court which shields the view, into rooms that open wide to rocks, quarry, pool and stream—and to a house that is as multi-faceted as the vistas.

In the program for the house, the architects note that, "the client for this house was a young couple with two small children. They wished the house to be informal, easy to maintain and geared to family living with no resident help. Their most important concern was a house allowing maximum enjoyment from their site, which they wanted to leave as natural as possible. They also wanted to have the principal rooms of the house filled with sunlight all day."

The architects have achieved all these objectives with considerable inventiveness. An L-shaped structure was devised to rim the edge of a relatively flat piece of high ground on the 22-acre site. A small-scale court and little lawn were created inside the "L," and closed on the other sides by natural rock formations, an earth mound and a raised flower-growing area. The rest of the site was left in its natural state.

To assure the desired sunlight and views, the basic L-shaped plan was faceted with many angles and fitted with big glass areas turned to focus on every possible vista.

Inside, the house is zoned into a bedroom wing, a kitchen-dining wing, and indoor/outdoor living

areas which form the central hub of the plan. Both parents and children have small suites in the bedroom wing. The master bedroom is adjoined by a study/sitting room, and the children's area has two little bunk/study spaces flanking a living/play room. A guest room completes the bedroom wing. At the opposite end of the house is a dining room, and a big kitchen with a space for family meals. From the kitchen there is a view of the entrance court as well as a view across the upper deck to the living room and to the rock face of the quarry beyond. The big feature of the living room is a fireplace set between angled window walls to give views of everything all at once.

On the lower level of the house are garage and service spaces, and a playroom with access to the reinforced-concrete swimming pool and wood terrace on the same level.

In spite of its angularity, the house is simply framed as can be seen by the interior ceilings of exposed fir beams on a 24-inch module and 1-by-6 boarding (photos overleaf). The exterior is a cream-colored stucco, on wood frame on the upper floor and on concrete block below. The interiors have walls of painted gypsum board and floors of mottled green and purple slate or deep-pile brown carpet. The total interior effect is light, bright, airy—and gives the sense that spaces are larger than they really are.



Architects: KEITH KROEGER and LEONARD PERFIDO of Kroeger-Perfido

135 East 50 Street, New York City

Location: Residence in Waccabuc, New York

Mechanical engineer: George Langer

Structural engineer: Bob Silman

Landscape architects: Kroeger-Perfido

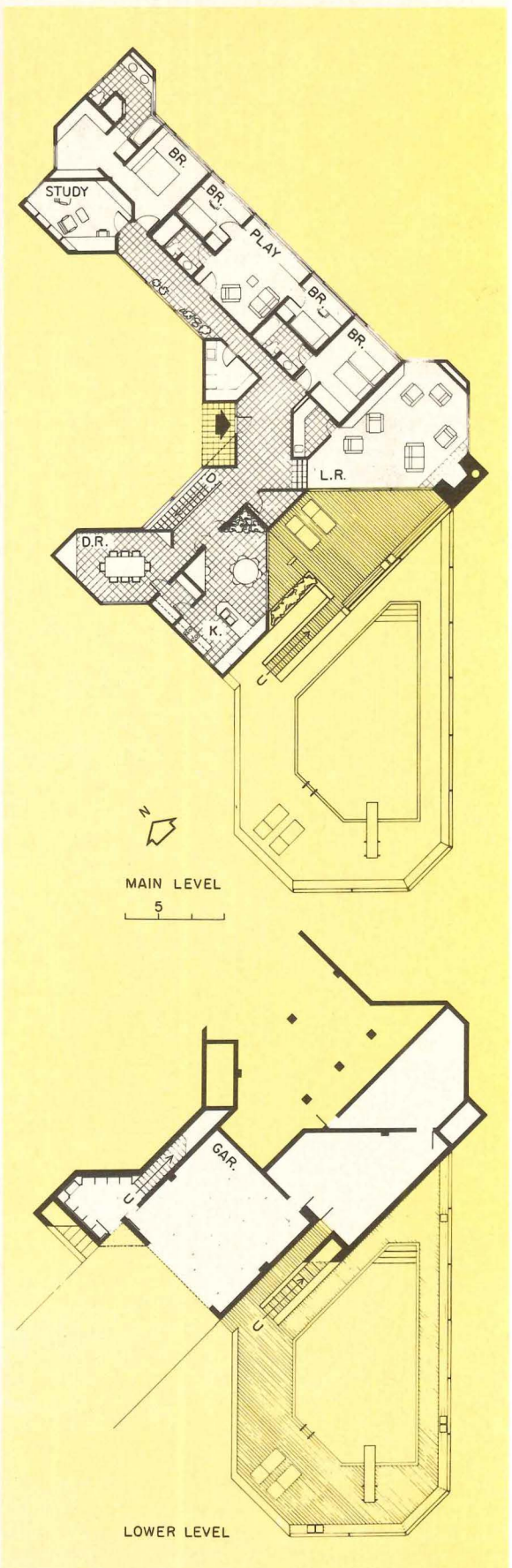

Interior design: Kroeger-Perfido


Contractor: Frank Calogero, A. Poccia & Sons


In strong contrast to the quiet facade of the entrance court (photo bottom right), the sides of the house which overlook the craggy rocks of the quarry gorge are intricate, faceted and very much in scale with the dramatic aspects of the site. On arriving at the house one cannot see the quarry until actually entering any of the major rooms.

Bill Maris photos



Architects Kroeger and Perfidio have created a living room for this house that is, in effect, half indoors and half out, separated by a diagonal glass wall (photos below and right). The breakfast area has a corner chopped off in similar fashion for a little outdoor deck (bottom photo).







Rush McCoy photos



4 A tight budget and an open space program determined the design of this house built by Theodore Grossman for his wife and himself. The Miesian idiom, which has become the exception among houses these days, rather than the near-rule it was ten years ago, continues to prove its economic worth.

Twenty-four-foot clear-span wood trusses support the floor and roof, opening up one large living space served by a utility core containing a kitchen, laundry and bathrooms. Core spaces are illuminated by skylights. The kitchen and the bathrooms are the only separate areas in the house.

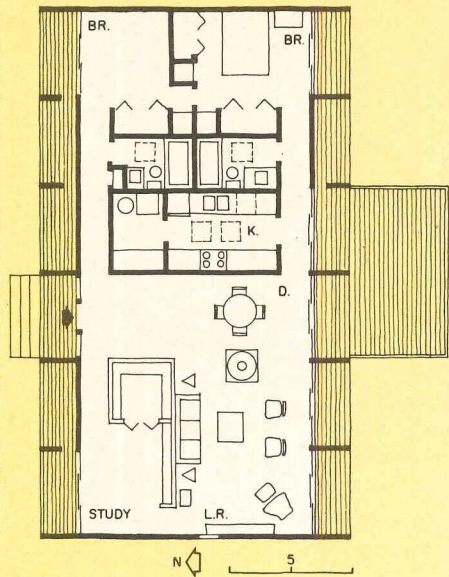
The house is located among pine trees and small rolling hills just east of the front range of the Rocky Mountains. Interior space is intended to relate to this natural setting and also provide a setting itself for objects and art works which the owners collected while they served as Peace Corps Volunteers in Colombia.

Sliding windows on the long sides are glass infill, permitting expression of the structural piers (all structure is wood); solid end-walls emphasize the direction of the trussed rafters.


Warm colors and materials soften the somewhat severe lines of the house. Siding is light-stained plywood with plank finish (left). Exterior decking is redwood; interior floor in the living space is oak. The front door is bright sky blue. Furnishings emphasize reds, whites, yellows, and black. Total cost, not including land and a well: \$23,400.






Architect and Owner: THEODORE A. GROSSMAN, JR.,
the TAG Associates
975 Grant Street, Denver, Colorado
Location: Parker, Colorado
Contractor: Gerle Bros., Inc.



No doors separate the bedrooms and study from the rest of the interior, above. The wall around the study and large closet, right, does not reach the ceiling but serves as a non-structural screen from the living-dining area.





5 The strong, contained forms of this beach house reflect a remarkable arrangement of interior spaces within—many levels to effectively zone the house into activity areas, and windows unusually placed to provide panoramic, and sometimes unexpected views. The basic shape of the house is consciously geared to its site. Architect Jaffe comments that, "the site is a dune, a capricious cross section of sand meeting water, subject to the winds and the shifting of the tides. The shape of the dune is permissive, demanding a structure with a stance of its own: the 'feet' of the house are column extensions of wooden piles driven to below sea level on the land side of the dune; the columns continue up to become a roof returning to overhang the openings facing the ocean; the roof on the land side turns downward echoing the sliding return of the dune."

All this is sheathed—roof and walls—in cedar shakes, which helps to both unify and dramatize the sculptural qualities of the protrusions and insets of the design.


To anchor the house solidly to its site, rough-hewn granite is used as a podium, extended to form an entrance court and retaining wall for the living room terrace at the top of the dune (see photos at left and below).

The lowest of the levels which zone the house contains the entry and childrens' rooms. The latter have a separate entrance and little terrace on the east facade of the house (photo bottom left). A free-standing stair leads up one-half level to an area for guests, with bedroom, studio and bath. Spiraling above this are the living areas (living room, dining room, kitchen and gallery), each of which are a few steps above the other. The top


level or zone contains the master bedroom, studio, master bath, and a deck which cantilevers over the crest of the dune (photos below).

Very out-of-the-ordinary windows are used to give daylight and good views to this rising succession of spaces. At the front of the house, a large window is notched into the facade to give a long down-slope vista from the main stair, and another window/skylight is set into front wall and roof to give sky views and light to both a guest room (photo below center) and to the higher-level gallery leading to the master bedroom floor (see section overleaf). Extra light is given to the gallery by a long skylight over the living room (see photo below). The main living rooms have wide banks of sliding glass walls facing the ocean, as does the master bedroom. The latter also has a little window to the east for view and morning sun.

The combination of the unusually placed and sized windows, the projections of the various cantilevers, and the skin-like "wrapping" of cedar shakes give the relatively small house an arresting, and eye-deceiving sense of monumental scale without compromise to its overall sense of warmth and comfort.



Architect: NORMAN JAFFE
 125 East 80th Street, New York, New York
Associate: Michael Wolfe
Owners: Mr. and Mrs. Stephen Perl binder
Location: Sagaponac, Long Island, New York
Structural engineer: James Romeo
Contractor: Stephen Perl binder



The small photos above show the effect from inside the house of some of the unorthodox windows. At left is a little room on the guest level which is roofed by a window skylight. The master bedroom (above) has both views and sense of seclusion.





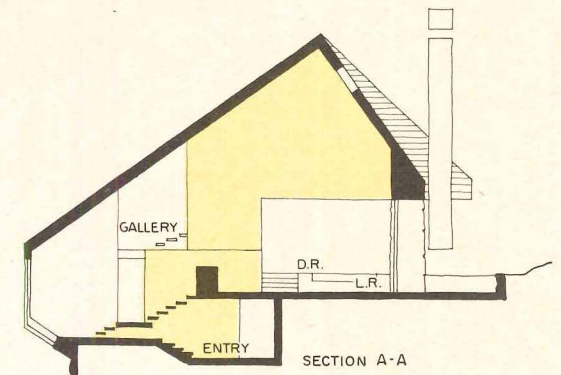
A



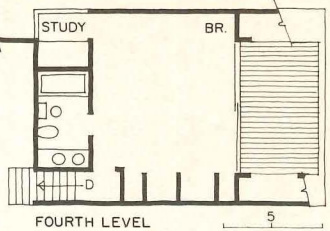
B



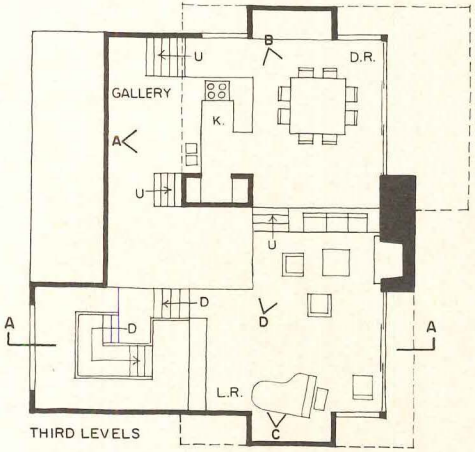
C



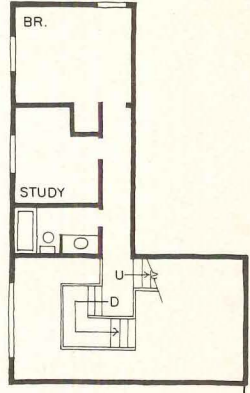
SECTION A-A



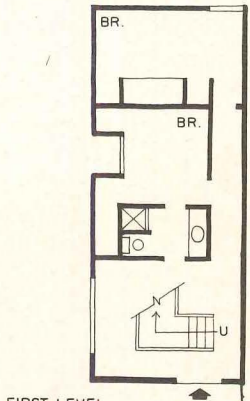
FOURTH LEVEL



THIRD LEVELS



SECOND LEVEL



FIRST LEVEL

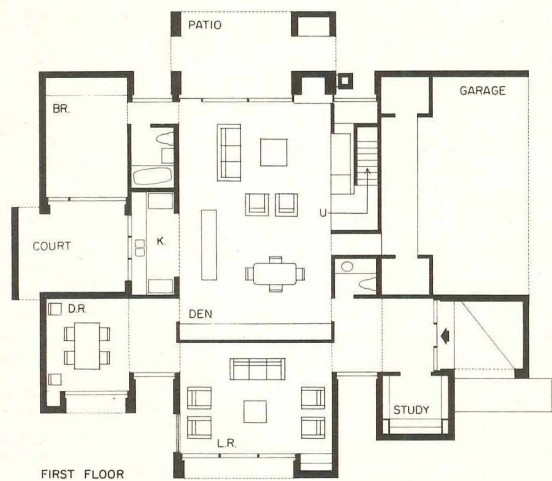
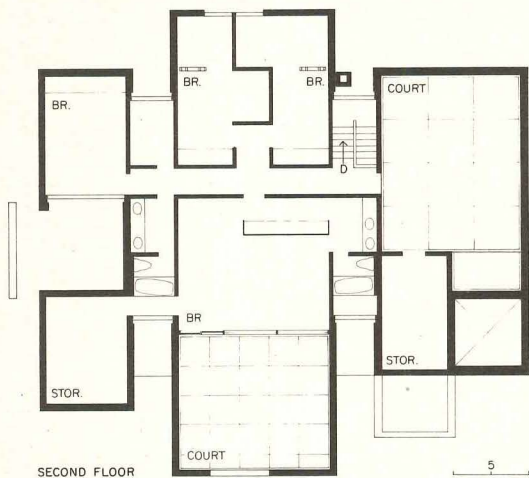

Bill Maris photos

Architect Jaffe has used some of the level changes in the Perl binder house for innovative purposes. The step-up to the dining area, for example, is used to frame a built-in sofa, and the floor of the gallery level forms a generous sink-counter for the kitchen. The gallery also extends as a sitting balcony overlooking the living and stair areas.

As on the exterior, a single material helps weld all the levels together: all of the walls, ceilings, cabinets and built-in furniture are Douglas fir, and the floors are either of the same material or of Pennsylvania slate.

D






6 The formal dignity of carefully massed masonry volumes fits nicely into a neighborhood of large old houses in mid-city Memphis. Walk Jones designed this house as a statement of how his family lives for one of six building lots developed from under-used back property. Not only did he have to take into account the quality of the established area but the fact that other new houses would be built either side of his, perhaps as close as ten feet.

As a result, the house opens front and back with the living and dining rooms facing the street, across which a planting strip assures a green vista. From the street (above left and right) the almost-symmetrical massing is enriched by the study block which emphasizes the location of the front door. The rear elevation (above center) is similar but an open patio on the first floor, this time with the enclosed space



above, seems designed to draw the rear yard more readily into the family room. A tiny two-story enclosed courtyard on the north side, above center and right, is used now as a play yard for the Jones' smallest child since it is fully visible from the kitchen. In the future it will be a sculpture court.

Two seven-foot-wide strips containing all utilities and stairs, especially obvious in the site plan, separate the three major volumes of the house and provide a neat articulation for the functions within. In addition, the plan is divided on the first floor into the more formal portion to the street (living room photo, right) and the informal section to the rear (photo below) centered around the fireplace in the family room.



Architect and owner: WALK C. JONES III of Walk Jones + Francis Mah, Inc. 1215 Poplar Avenue, Memphis, Tennessee
Location: Memphis, Tennessee
Mechanical engineers: Office of Griffith C. Burr
Interior design: Walk Jones + Francis Mah, Inc.
Contractor: Larkey and Larkey Construction Co.







Two second-floor courtyards, one visible, far left and above, through the unglazed opening and the other over the garage, permit massing for a relatively small house consistent with others in the neighborhood. A berm designed around existing trees ties the building securely to the site.

Otto Baitz photos





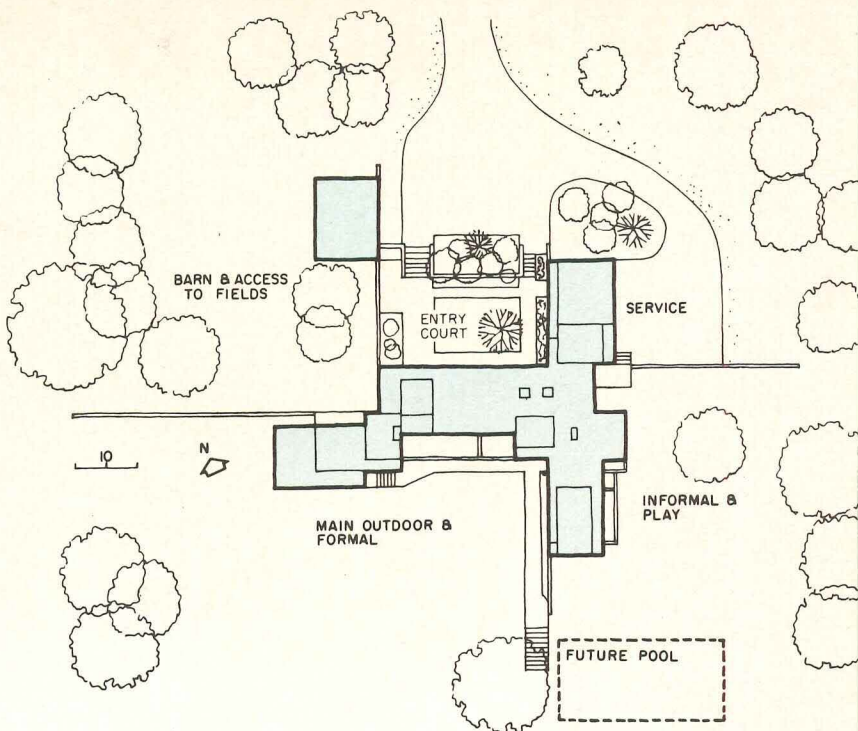
7 In response to a generous site—25 hilly acres partly wooded and partly open—and the needs of a large family, architects Charles Platt and David Smotrich have created a rambling and beautifully planned house. The client was familiar with, and began by wanting a traditional frame house with rooms of conventional box-like form. The architects' solution is a house that is quietly modern but, with its shingles, clapboards, shed roofs, extended plan and reminiscent wood detailing, has the spirit of a New England farmhouse.

The total compound was designed to accommodate a family with six children, dogs, horses, two cars, a truck and tractor. It is care-


fully zoned so that the service entrance is convenient to the kitchen and utility area and the children's end is separate and may be closed off for intermittent use as the family grows older.

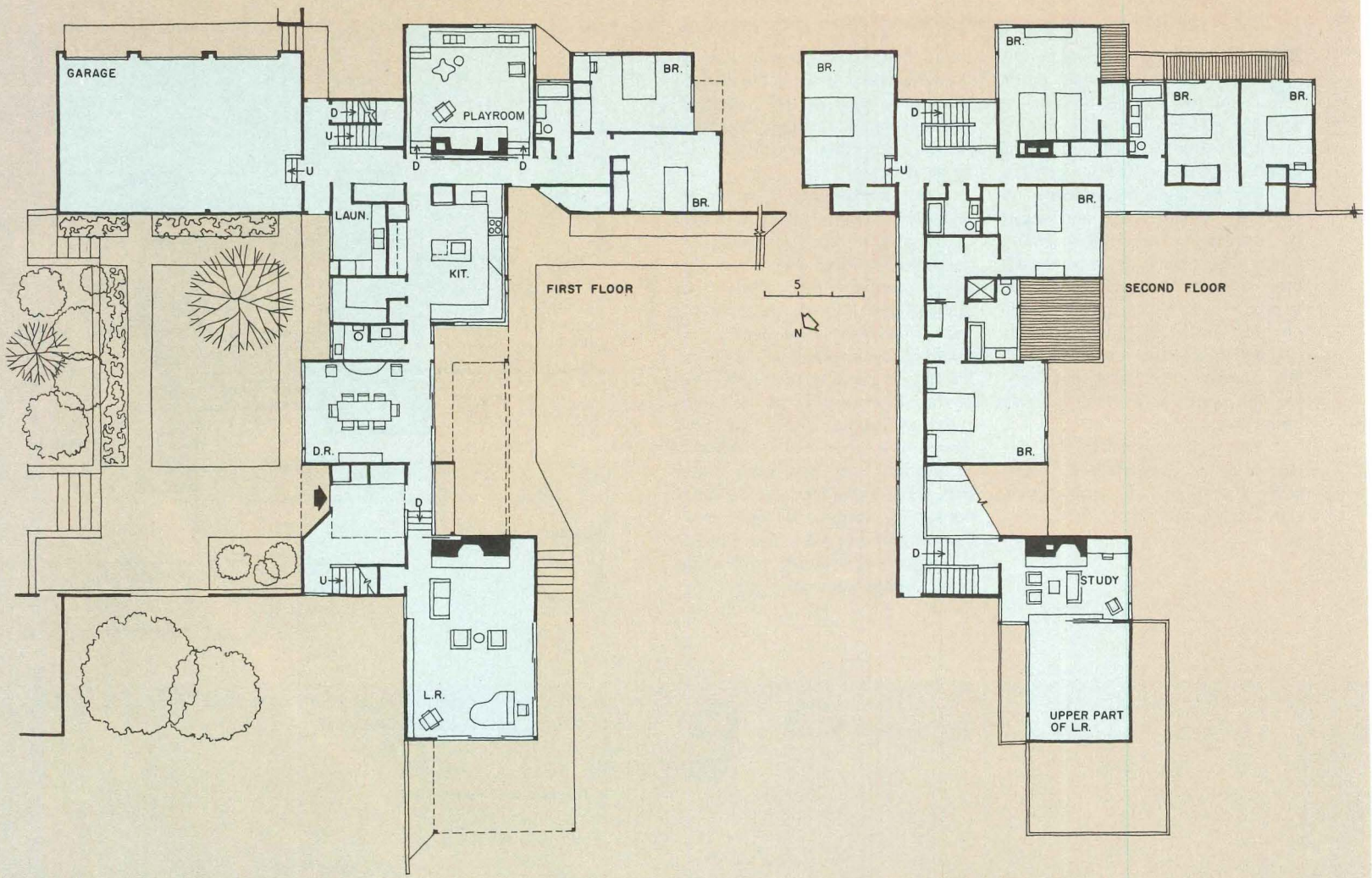
The landscaping is in zones related to interior functions and demarcated by walls extending beyond the building lines in a pin-wheel configuration. There's an informal play area off the children's rooms; the main living areas are all oriented toward the best view; and the barn is close to the fields. One of the nicest features of the house is that all but two of the bedrooms have direct access to the outdoors.

Simple and traditional materials were used in this large \$200,000 house. The exterior is cedar clapboards and shingles. The interior is gypsum wall board with some cedar ceilings and oak floors.



Architects: DAVID I. SMOTRICH and CHARLES A. PLATT of Smotrich & Platt
 305 East 45th Street, New York, New York
Owner: Mr. & Mrs. Franklin E. Parker
Location: Mendham, New Jersey
Structural engineer: Robert Silman
Mechanical engineer: Harry H. Bond
Contractor: Maw & McKinnell








The entry way from below (photo left) and above (photo top, left) immediately conveys the direct, spacious and airy qualities of this house and gives a glimpse, through the planter, of its best view. The long hall, used as a gallery, leads to bedrooms.

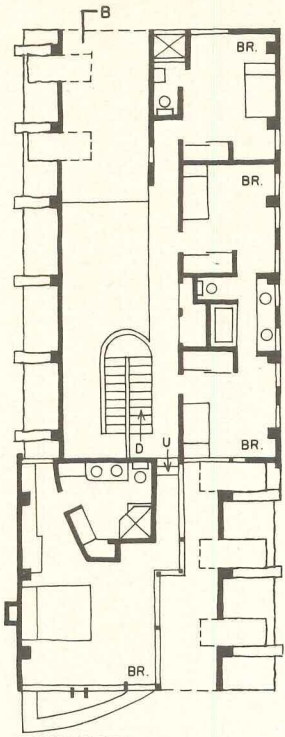
The playroom (photo above) is sunk three steps below the main level of the house. It is open on the outside to the play area and at either end of the fireplace (see plan) to the kitchen. The painting near the door is by architect Charles Platt.



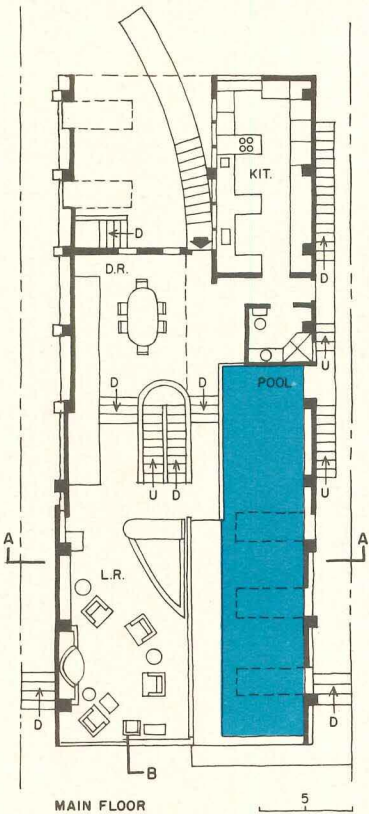
The Parker house living room (photos left and right) has both intimate, low, cedar-ceilinged areas and an expansive two-story space with clerestory windows. The study overlooking it may be closed off with sliding doors. The room was designed to fit the large oriental rug. The mantel, taken from the owner's former house, gives a traditional touch.







UPPER FLOOR



MAIN FLOOR

8 This house "goes with the waves," says architect John Lautner. Its wave-like concrete structure consists of two units of similar configuration. Each has a roof in the form of a catenary curve resting on a vertical wall. (This shape was chosen not only for visual reasons but because it puts the concrete in compression, preventing cracks.)

The units are placed against each other (photo left and section below) so that the intersecting curves expose elevations having windows. The living room and master bedroom thus gain views to the mountains as well as the beach and one of the children's rooms has a direct outlook on the ocean. This provision of light and views near the middle of the house is one of its best features. A conventional box-like structure on a lot like this one which is 37- by 110-foot would have major openings only at its ends.

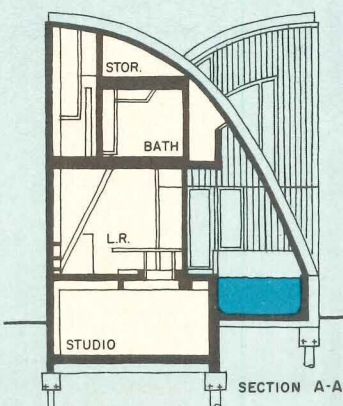

The dynamism of the curved structure is reinforced by the freely composed mullions which are radial rather than grid-like in emphasis.

The whole structure is concrete except for bedroom partitions. The exterior is trowel-finished gunite applied to rough board forms. The floors are radiant heated.

It is remarkable that a house on such a small lot has five bedrooms. (The maid's room on the lower floor is not shown.) Each child's room has a balcony used for guests or as a sleeping loft.

The architect says this house "became not only an exceptionally free solution for the site and client but an interesting and practical potential for high density living." If similar houses were placed side by side there would be no windows looking into neighbors' windows and each house would have more light, privacy and better views.

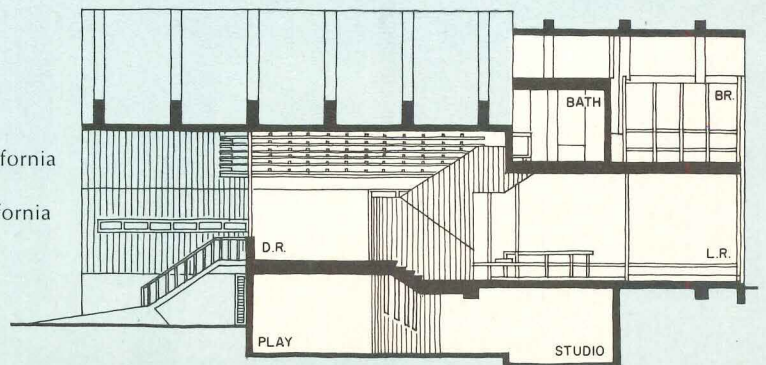
This house looks as if it were fun for architect and client. True to good fun it is quite serious.






SECTION A-A






Architect: JOHN LAUTNER
 7046 Hollywood Boulevard, Los Angeles, California
 Owner: Mr. and Mrs. Daniel Stevens
 Location: Malibu Colony, Malibu Beach, California
 Structural engineer: Kamal Amin
 Structural consultant: Barney Cardan
 Landscape architect: Huntsman-Trout
 Contractor: Paul Speer, Inc.




SECTION B-B



At left is the Stevens' view from the door to the 40- by 10-foot heated pool. The photo above it was taken from a similar position on the second floor overlooking the pool on the way to the master bedroom (photos top right). It has two mahogany and sail cloth fans. The larger one controls afternoon sun and the smaller one provides privacy while maintaining openness. The view from the dining room toward the living room (above) includes the cedar stairwell and baffle of the balcony corridor. The floor is impervious, matte-glazed, Japanese tile. The triangular shape in left foreground of living room (right) is open to the studio below. A slot in the roof illuminating the pool can be seen in the background.







9 Architect David Haid's house for his family is inserted under the spreading oaks in a neighborhood of large Victorian houses. On a 50- by 150-foot lot, it has both privacy and openness, indoors and out.

The designer, an associate of Mies van der Rohe for several years, sees the house not so much as an expression of the Miesian style as use of a practical design vocabulary to solve a specific residential problem for a specific building lot.

The interior is open in plan except for the children's end which can be closed off. The rest of the house is a 50- by 40-foot space shared quite openly by the living and dining areas and the kitchen and less so by the master bedroom. A large pantry—the round-ended shape near the middle of the plan—separates the vestibule and dining area. A curtain between the dining and living areas can be drawn during preparations for a dinner party but is more frequently moved around just for fun.

All sections of the house open onto courts which open to the

spaces beyond (see plan) so there is a sense of containment rather than confinement. The expansive living room area (30- by 24-feet with the curtain drawn) opens onto a court formed by dense planting which, when fully grown, will make the house almost invisible from the street. This court is open on one side to the front walk. In the court off the kitchen and dining area there is a break in the wall to allow for the presence of a large oak. This break also provides glimpses into nearby yards. As the wall forming a play area outside the children's rooms is overlapped rather than attached, this space flows into the side yard.

The extraordinarily large, column-free, interior spaces were attained by the use of a steel frame roof resting on lead-padded bearing plates on the masonry walls. The glass walls are framed with shop fabricated steel units.

The colors of the structure—black steel fascias and mullions, beige terrazzo floors, gray buff brick walls and white drywall ceilings and partitions—contrast with the exuberant yellow divider curtain and golden orange master bedroom spread, both of Siamese silk.



Architect and owner: DAVID HAID
125 West Hubbard Street, Chicago, Illinois


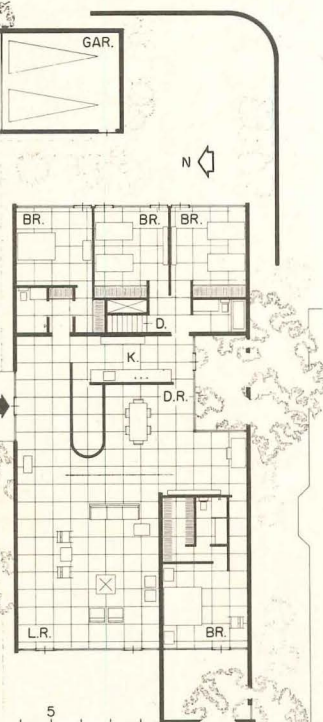
Location: Evanston, Illinois

Structural engineers: Wiesinger-Holland Ltd.

Mechanical and electrical engineers: Wallace and Migdal

Landscape architect: Paul Thomas

The interiors and the dining table and sofas were designed by the architect. Since the living room is exposed to the outdoors on three sides—photos above and left—it is filled with light all day.



10 In size and scale and form and rambling shape, this house on the shores of Chesapeake Bay is reminiscent of the elegant manor houses of Maryland's Eastern Shore. But these characteristics give way under architect Hugh Jacobsen's hand to a thoroughly contemporary house that is thoughtfully and functionally zoned; dramatic (indeed sometimes spectacular) but always human in scale; full of pleasant surprises; and—very consciously—starkly contrasted against its site.

Jacobsen's essential scheme, from which everything else follows, was to divide the house into four elements, each with its own steeply pitched roof. As the plan (on page 52) shows, each element is a separate zone—garage/utility, kitchen/dining, entry/living room, and bedroom/library—so positioned that

every room overlooks the view, circulation is sensible and straightforward, and the handsome stone-paved entry court (photo opposite page) is formed.

The house is built of white stucco over block, with a black asphalt shingle roof set off by the parapets that sharply define the edges of each element against the sky. All of the glass—both fixed and operative—is tinted and tempered plate. Interior finishes are drywall on walls and ceiling, floors are oak except in the kitchen.

Jacobsen's attention to detail is evident everywhere: in the slit windows (photos below) that per-

mit surprise views from many rooms; in the slit skylights (below right, and interior photos next page) which give unexpected glimpses of the sky and contribute to an ever-changing quality of light; in the slender detailing of the screen porch (below) and window framing; in the strongly expressed rain gutters with anchor chain "downspouts." Other examples: in the bedroom wing, pockets in the walls contain a sliding glass panel, a screen panel, and a teak louvered panel for privacy and light control.

And everywhere, inside and out, there is an absence of casings or moldings or bases or trim—an absence of detail which is the best but always the most difficult kind of detailing.



Architect: HUGH NEWELL JACOBSEN
1427 27th Street N.W., Washington

Location: Eastern Shore, Maryland

Structural engineer:


James Madison Cutts



Mechanical engineer:


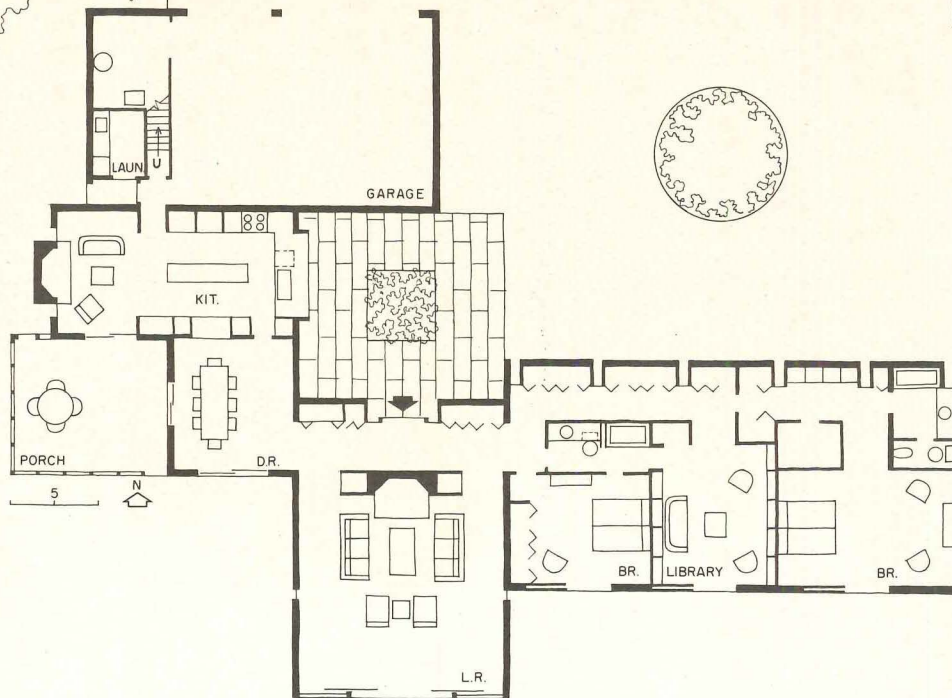
Alexander Blumenthal

Contractor: Ships Point Construction Company

Robert C. Lautman photos








Architect Jacobsen's careful detailing is evident throughout the interiors. Ceilings follow the form of the roof, are slit by skylights. The fireplace wall separates living room from entry (above). The kitchen (opposite) has its own seating area in front of the dramatic glass-framed fireplace.





11 This house has all the major attributes of a vacation house—plenty of light, pleasant views, closeness to nature, and privacy—although it is on a confined 65- by 62-foot lot within a crowded shore community.

It is very near the sea, two doors away, but has no direct access to it. Nevertheless, architect Louis Sauer has ingeniously captured views of the sea from the roof deck above the third-floor studio, from the studio through the skylight and from the second-story bridge through the living room windows (see section opposite). With no other way of relating to the sea and no desirable views into the neighborhood, the house turns toward

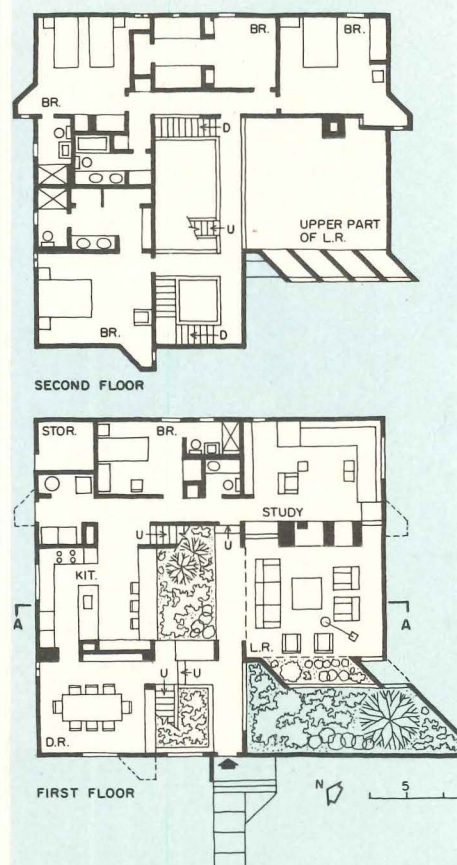
the sky and inward, providing its own environment.


Its focus is the central, three-story-high, skylighted atrium (see plans) with a fish pond under the main stair and a bed of tropical plants under the skylight. At the second-story level the atrium is crossed by two bridges, one to the master bedroom, the other connecting the main stair and the children's rooms. From the latter bridge to the studio is a flying stair which, like the other stairs, has open risers. These elements, visually exciting themselves, form a network of viewing platforms. The main bridge overlooks the two-story living room (photo lower left, opposite). The only rooms which are isolated from the atrium are some bedrooms. The kitchen looks right into it over the snack bar (center photo opposite).

The large, second-story living room windows (photos above and opposite) have angled fins that deflect direct afternoon sun and block the view of houses from the bridge so only the sea and sky are visible. Beneath them is another private landscape—an indoor planter for tropical plants within a fenced outdoor garden of native plants. Windows in the rest of the house are minimal and mostly placed in corners or light scoops for privacy.

This \$60,000 house has concrete block foundations, a wood frame structure, and cedar plywood siding. The pitched roof is lead painted orange.

Architects: LOUIS SAUER ASSOCIATES, 2011 Chancellor Street, Philadelphia, Pennsylvania
Project architect: Terence L. Brown. **Project designer:** Cecil Baker
Owner: Mr. and Mrs. Leonard Frankel. **Location:** Margate, New Jersey
Mechanical engineer: Williams Eads of M. Michael Garber Associates
Structural engineer: Joseph Hoffmann; **Landscape architects:** Collins and Dutot Associates
Interior design: Susan Frankel Maxman; **Contractor:** E. J. Frankel Enterprises, Inc.

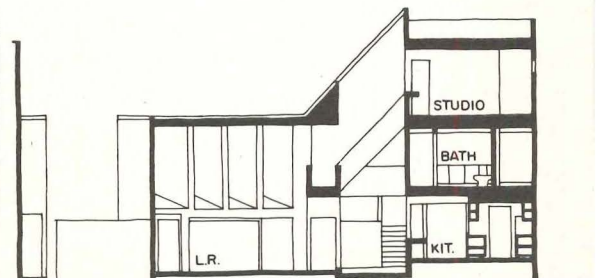




The complex volumes of this house (photo above) are clad in gray cedar and outlined by bright, orange-painted, metal fascias, downspouts and gutters. In the fireplace wall (photo below) between living room and study are several of many see-throughs. The area above the shoulders of the fireplace is open. The fire, the adjacent bar (left) and the TV, which swivels in a two-way nook (right), can be enjoyed from either room. A surprise interior window faces the flue.



Bill Maris photos, courtesy of House and Garden



SECTION A-A



12 The low-budget house on a 50- by-100 foot suburban lot is a problem which many architects have faced. But few have solved it as smoothly as Donald Singer has here. The building lot, slightly longer but no wider than the panel, opposite, in which the plan is placed, dictated the linear scheme which in turn allowed concrete block masonry to be used in a remarkably straightforward

way. This is an unusual degree of architectural unity for \$26,000!

But unity in this case does not mean simple plan geometry. Three distinct volumes interlock at the entrance to produce lively spatial sequences, different views from each room, extreme privacy and minimal circulation space. These

virtues are achieved with construction economies that take into account the special problems of Florida building codes. Because of hurricanes, roof structures must be tied to a reinforced concrete beam at the top of all bearing walls which is itself directly connected to the footers (detail opposite, bottom). The nylon-asbestos roof surface also covers the fascias and eliminates possibility of roof-edge leakage completely.

Finally, the entire house is tied together by a single air-conditioning duct. This spine (detail opposite, bottom), requiring less than 50 feet of supply duct, also provides lowered ceilings in the passages which help define the dining room and which emphasize the living room.



Architect: DONALD SINGER, 1301 S. E. 2nd Court, Fort Lauderdale, Florida

Owners: Mr. and Mrs. Joseph Schmidt


Location: Coconut Grove, Florida




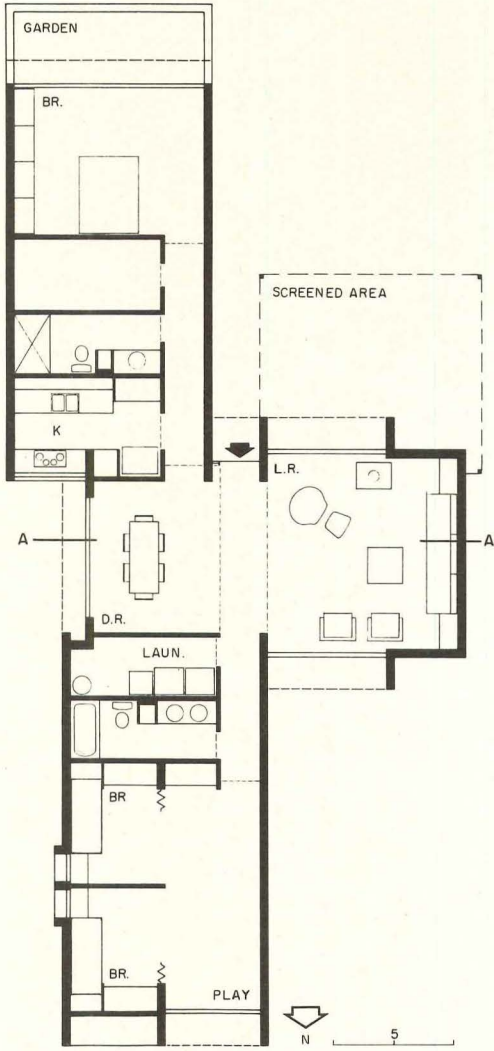
Engineers: Houha and Harry Associates

Lighting consultant: Edison Price

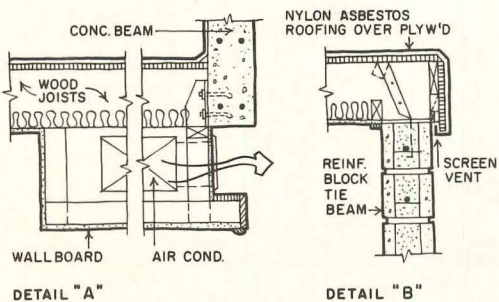
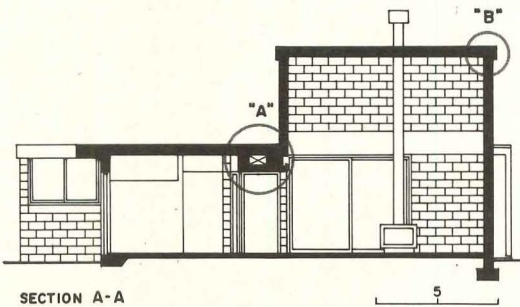
Interior design: Dennis Jenkins

Contractor: Henry Roloff





The living room (top right), dining room and master bedroom, with enclosed garden (center), and children's playroom each have a different outdoor vista. Exterior views (opposite) emphasize the sculptural richness of house. Lettering on entrance continues inside, spells owner's name.





13 In so far as expression of shelter and domestic security is a traditional goal of residential architecture, the foursquare massiveness of this house in ski country is completely appropriate. "The house is of monolithic reinforced concrete which affords certain protection from forest fires and other misfortunes as well as being as maintenance proof as possible," says Martin Growald of his design.

Although comparison with military bunkers by some seems inevitable, a more positive parallel lies in the medieval castles of Europe. Within them the same quality of austere serenity prevails that is conveyed by the interior photographs, right. In fact, were the stairhall and dining room shown filled with people in ninth-century costume, it would seem entirely proper.


But beyond the various romantic allusions which the house brings to mind, it contains interesting solutions to technical problems. For in-

stance, reinforced concrete is seldom used with such vigor at the residential scale. The roughness of the exterior finish is especially apparent in the photograph, opposite page. The forms were untreated 4-by 8-foot sheets of plywood, although the several horizontal pour lines are not necessarily 8 feet apart. No attempt was made to smooth away the beads caused by seepage between forms and tie rods were simply snapped off and the holes left unfilled.

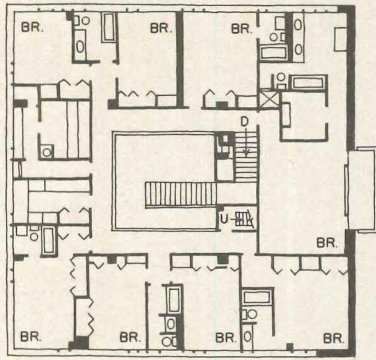
The central skylight also serves as a ventilator since the house is not air-conditioned. Chains hanging in the central court operate the vents, which provide satisfactory summer air circulation. To prevent undue heat gain during that season, however, the skylight is painted with a shading compound that autumn rainstorms wash away.

The interiors are finished simply but with elegant materials. All interior walls and ceilings are sand-textured unpainted plaster. The ground floor is covered with $\frac{3}{4}$ -inch-thick travertine and the second floor with wool carpeting.

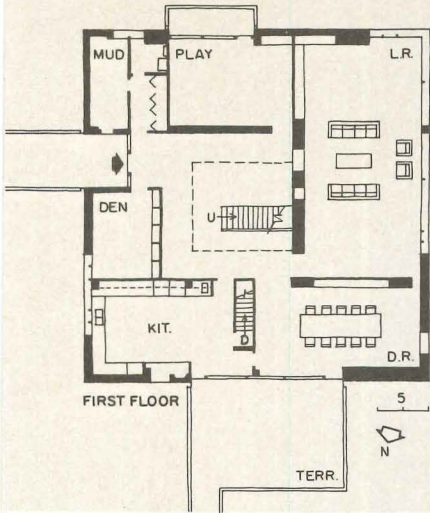
Ezra Stoller © (ESTO) photos




Architect: MARTIN GROWALD,
400 Park Avenue, New York, N.Y. 10022
Location: Central New York State
Associate architect: Harry Bates
Structural engineer: Murray Feldman
Mechanical engineer: Alfred Greenberg
Interior design: Martin Growald
Contractor: Shandlee Lumber Co.




SECOND FLOOR



FIRST FLOOR





14 Home-made houses have an important place in American tradition. But few ever claim to be architecture. However this 30-foot cube, set gently into nature not far from Woodstock, seems to combine the wholesome ingenuousness of the *Whole Earth Catalogue* with the formal purity of Ledoux's visionary projects of the 18th century.


The powerful geometry of the cube, unexpected in a rural place, overrides simple construction techniques—plywood on a steel and wood frame—and the resultant effect is one of freedom within order, old living happily with new. For instance, the crusty small-paned window panels, right, were taken from a nearby greenhouse about to be destroyed and incorporated into the house as it was being built.

All of this could seem quite contrived if it did not so accurately represent the lifestyle of the owners. The chaplain of Bard College and his wife, a serious pianist, are two mature and highly sophisticated people. They needed a house that would not impose a regime on them but rather would easily accept their existing pattern of living. But neither would their budget (\$35,000) allow for one of those spacious houses that have a specially-designed room for everything.

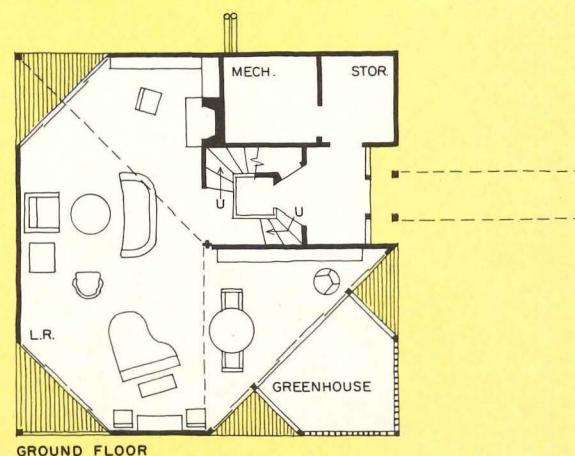
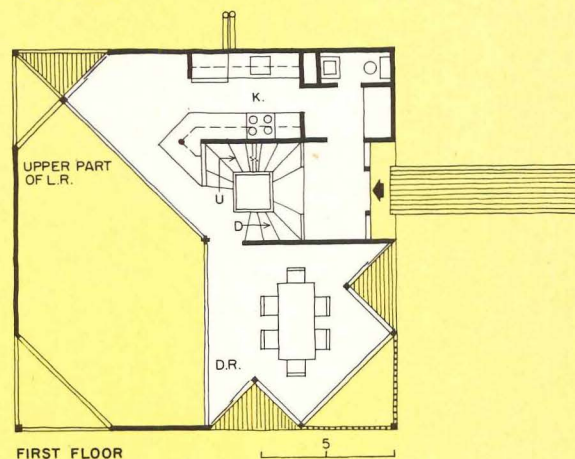
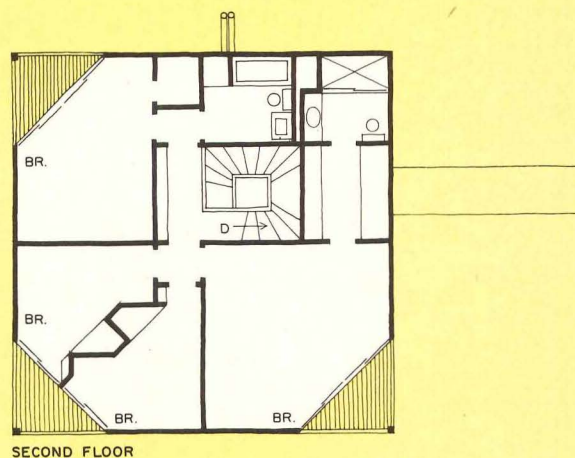
The product of that program was built largely by the family with their son, Paul Shafer, in charge. It stands just ten feet from a rushing stream. In the spring flood waters come under the house but other times the brook seems to go out of its way to skirt the building. The 45-degree glazed corners enable a person standing next to the center-post of the house on the mezzanine to look out of the dining room window and see the stream approaching, then turn clockwise to watch it pass the tall living room window. Finally, turning another 90 degrees, he sees it disappear over the falls just below the house. A final, romantic note: during the construction of the house, Baker married the Shafer's daughter, Kristina.




Architects: JAMES B. BAKER of Baker and Blake
881 Seventh Avenue, New York, N.Y.; Alex Wade, Associate
Owners: Rev. and Mrs. Frederick Q. Shafer
Location: Annandale-on-Hudson, New York
Structural engineer: Robert Silman
Mechanical engineers: Flack and Kurtz
Contractor (foundations and steel erection): Dittmar and Regg







Each floor of the three-story house has a distinctly different quality. The spacious living room, lowest floor, has two low areas, the conservatory and fireplace corners, joined by a two-story space. The kitchen and dining room seem small in comparison but share both the tall space and the light which pours in from every side. The top floor, divided into many small rooms, provides a private place for each person.



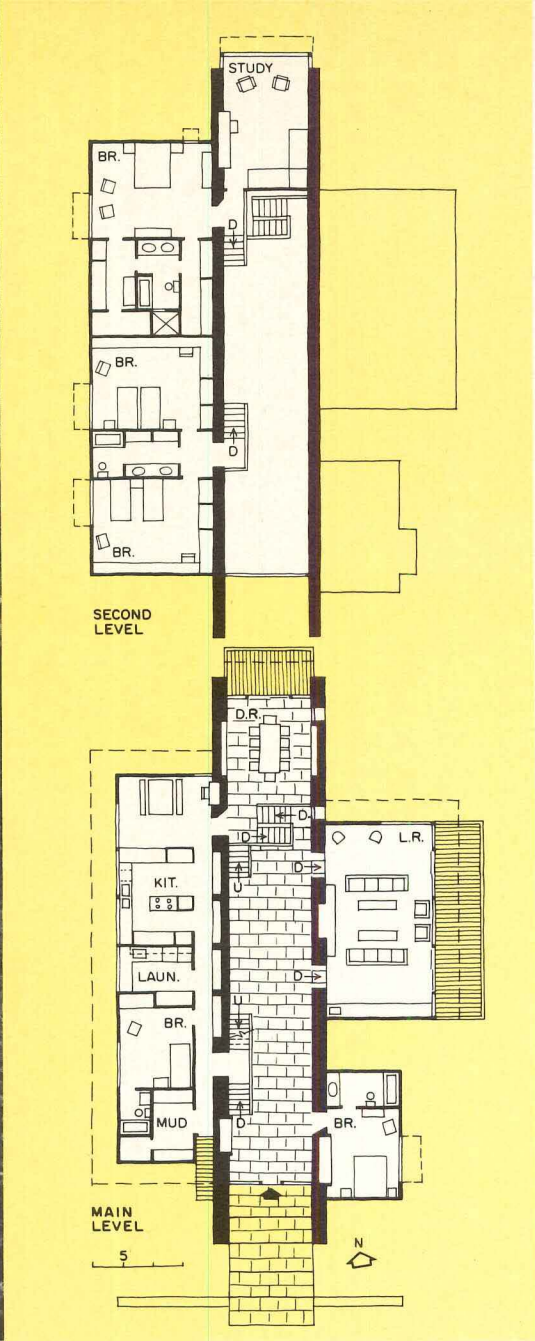


The two primary functions of the house, openness to nature and service of highly-developed lifestyles, are apparent on the interior. As one approaches the entrance, above left, on the bridge, the transparency of the house is conveyed by the multi-faceted glazing of the conservatory and above it, the dining room. From the entry, one goes down half-a-flight on the suspended plywood stair, top, to the living room or up to the dining room. The slender post in the middle of the house, above, is four steel angles. The furniture and objects d'art of the house, opposite, highly personal but displayed with assuredness, convey the diversity of the life lived here.





The thrust of the house from its rocky perch is especially evident in the two views from the valley, above. The photograph at left shows the study end of the gallery while the one above it shows the entrance. The cantilevered living room, far right, has a deck and is entered from the gallery, right, as are most other rooms.



15 Set on a rocky mound overlooking a wooded valley near Stamford, Connecticut, this spacious house is a splendid platform from which to observe the daily progress of the seasons.

In order to minimize the difficulty of building upon the ledge rock, Eliot Noyes chose to build two massive, parallel stone-concrete walls from which the various rooms cantilever on post-tensioned concrete beams. The 14-foot wide central gallery, in which owner Robert Graham can display objets d'art from his New York City gallery is seen by Noyes as an indoor street. One moves through the stone walls into rooms as if he were entering separate houses from a narrow alley.

It is a scheme with which Noyes has experimented for a long time.

Thus the plan can be seen as a variation upon Noyes' own famous house: two separate houses across a garden wrapped by a stone wall. Here the garden (ivy has been planted in the crevices of the walls) is enclosed by the stone walls and the two houses are outside the enclosure. The gallery also serves as a lively ballroom when an orchestra plays from the study during parties.



The three-foot thick walls were built using three-foot high slip-forms which ran the entire length of the walls, 94 feet long. Heavy steel mesh, 8 inches in from each side of the form was wired to vertical steel rods. Selected rocks were pushed into place between the mesh and the form. Concrete was then poured from the center and allowed to seep out to the form through the stones. When the concrete had hardened, the forms were raised and the operation repeated.

Joseph W. Molitor photos



Architect: ELIOT NOYES
 Eliot Noyes and Associates, 96 Main St., New Canaan, Conn.
Owner: Robert Graham, Jr.
Location: Fairfield County, Connecticut
Structural engineer: Viggo Bonnesen
Mechanical engineer: John L. Altieri
Landscape architect: Peter G. Rolland
Contractor: Sam Grasso Co., Inc.





16 For a gently sloping, sparsely wooded, 2.5-acre site amid fine traditional houses in Harrison, New York the Architects Design Group created a house of extraordinary strength and assurance.

Its substantiality is produced by a clear-cut geometry, with solids dominating voids, and the use of a minimum number of materials. The square, with its stability as a form, is reiterated in the plan (overleaf), in some windows (photos opposite), in the opening around the front door

(photo below), in the mantel and in the concrete blocks. And the blocks themselves, with exposed, marble-chip aggregate, contribute in thickness and texture as well as shape to the solidity the house conveys.

The high degree of geometrical order holds the separated parts of the house together. In plan it is composed of three square pavilions extending from three corners of the square, sunken forecourt and con-

nected on one side by the stairwell and entry and on the other by the dining room and corridor. The two diagonals established by this arrangement are repeated in the scoring of the terrace paving which fills out another, larger square that ties the three pavilions together. The major diagonal is in line with the longest view towards which the living room, balcony study and terrace are oriented. The herringbone pattern of the oak floor also brings the diagonal into play.

Circular forms are used in areas of motion—the auto court, entry, stairwell and dog run—and to provide transitions between the undulating ground and rectilinear house.

Although the house gives a strong feeling of enclosure, reinforced by its masonry corners, it relates generously to the outdoors. All the major ground floor spaces have sliding glass doors onto the terraces.



Architects: TERRY G. TWITCHELL and NANCY A. MIAO of Architects Design Group (T. G. Twitchell, R. C. Abrahamson, V. Paukulis) 16 East 52nd Street, New York, New York


Location: Harrison, New York



Engineers: Joseph Biren (structural); Dalton & Dunne (mechanical)

Interior design: Andre Fiber

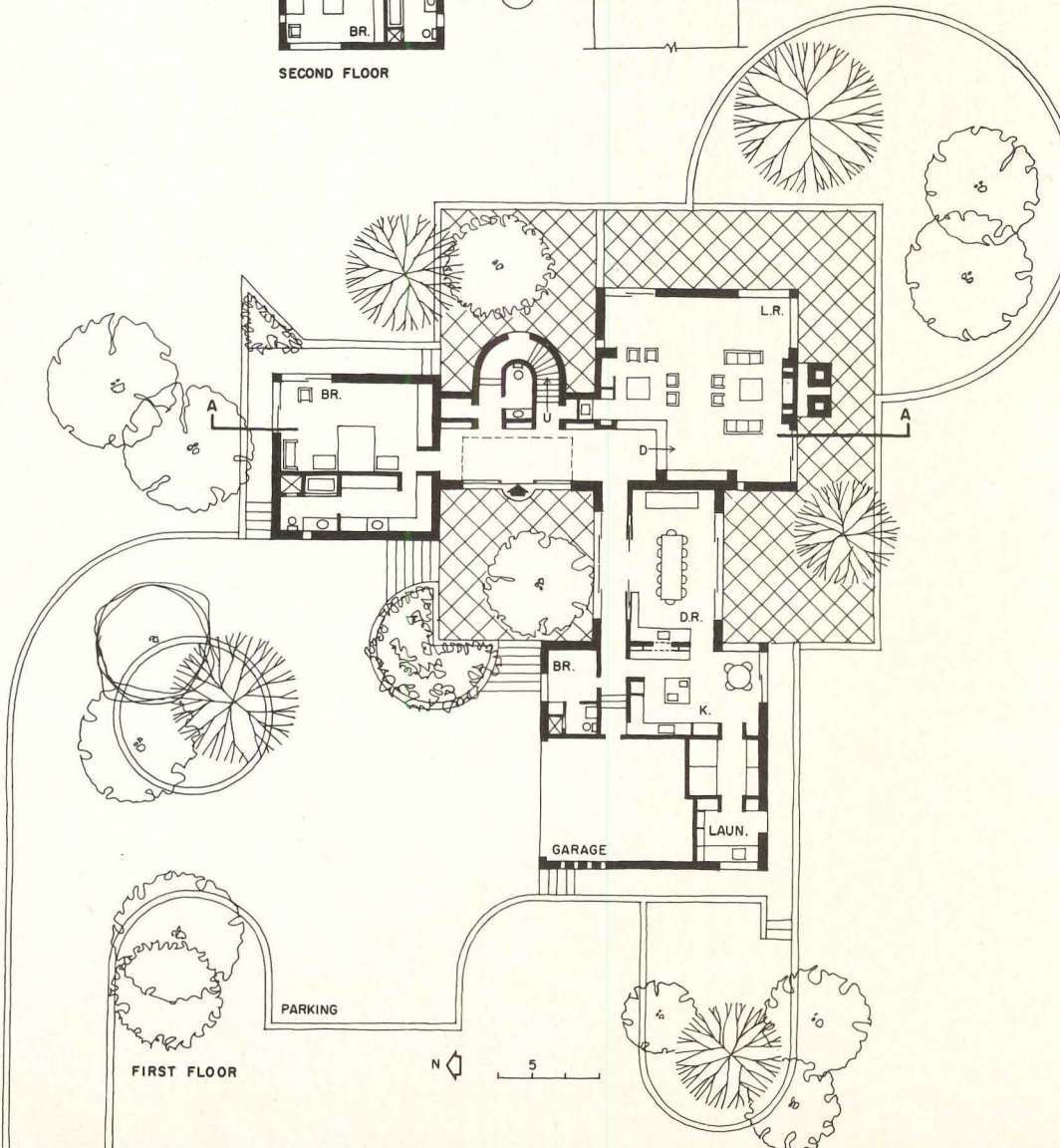
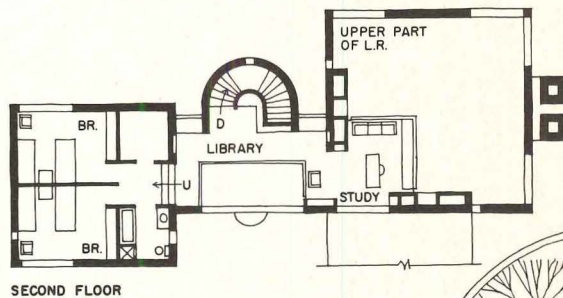
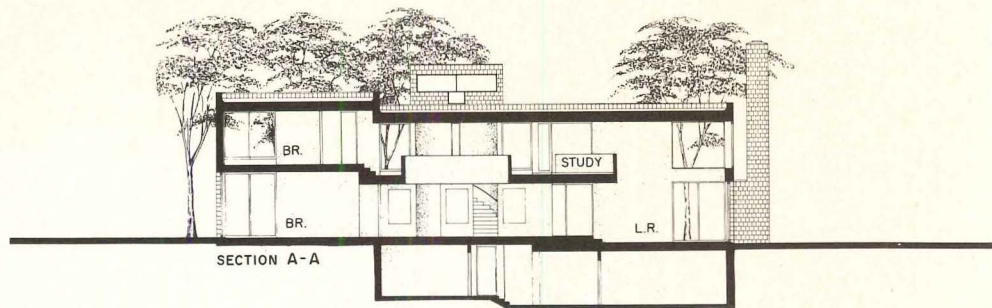
Contractor: Gilbert Merenda Construction Co.


By careful proportioning, the architects have established strong and deliberate contrasts between solids and voids and circular and square forms. They have also emphasized the rough concrete by playing it off against the metal canopy (right) and reflective glass.





The entry (photo left) and living room (photo right) are grand, two-story spaces illuminated at the ground and upper levels. The Italian marble mantel in the living room is expressive of the geometry of the whole house. The clerestory topping the stair tower casts light into the well and balcony library (center photo) formed by shelves along the railing. The kitchen-breakfast area (bottom photo) has a corner exposure, like that of the living room, to the long view. As seen in the plan (below) the house is zoned into kitchen-service, living-study and sleeping wings. The children's and guest rooms upstairs can be closed off when not in use.





17 Architect Earl Combs' Fire Island beach house has a Palladian presence with its symmetry, substantiality and dominant central two-story entry way and living room. Within the overall box-like configuration this formality is reinforced by the reiteration of the square. The unglazed ceramic, mosaic tile flooring pattern is a projection of the square coffers and skylights. The columns and rooms are square, as are the basic forms of the dining and coffee tables, and the built-in seating, all designed by the architect.

Although the house is very enclosed on three sides, to assure privacy on the narrow 60- by 30-foot lot, it is actually filled with light. All rooms receive light from

at least three directions. All but the living room have strip windows just below the ceiling, spanning from column to column; the baths and kitchen each has three.

The two-story skylighted living room becomes a light well for the adjoining study and dining room and the bedrooms above, which have sliding glass doors overlooking it. Mirrored sliding glass doors on the bathrooms, with their reflected views of the sea, are like internal windows. And the predominantly white floors throughout provide an additional source

of reflected light. All this internal light balances glare from the beach side of the house which has floor-to-ceiling fixed glass or sliding glass doors all the way across.



Structurally the house is a variant of post and beam construction. The foundations are 6- by 6-foot posts driven 12 feet into the sand all the way down to the water. The columns are square and hollow consisting of four corner posts covered with a stiffening skin of plywood. Some columns house mechanical equipment but most are storage units provided with door panels having touch latch hardware. In the kitchen this eliminates all wall-hung cabinets,

creating more open work surfaces. In the living room a four speaker sound system is built into the columns.

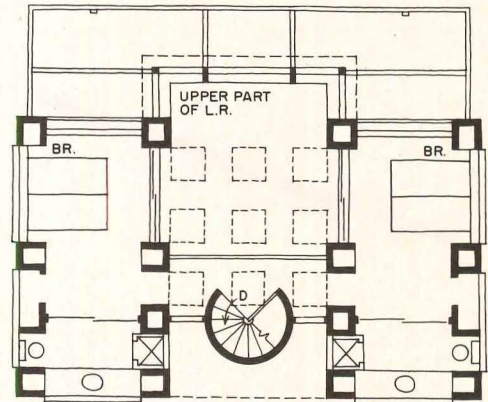
The ship's portholes in the bathrooms and the beach facade with deck and sunscreen resembling the bow and bridge of a ship seem quite at home next to the pounding surf.



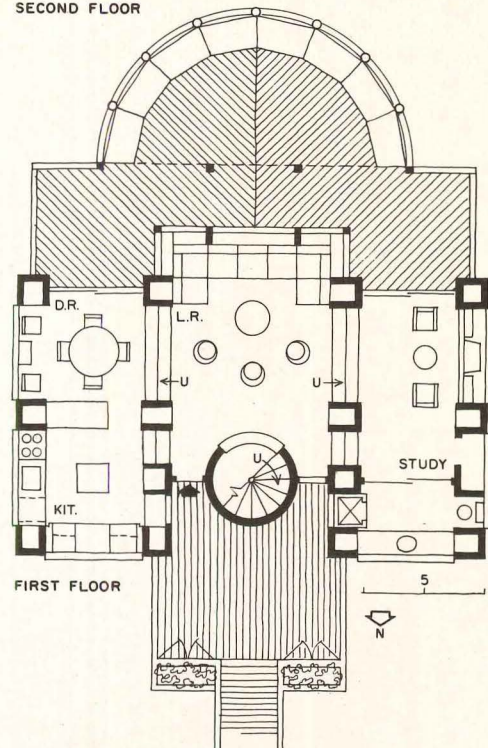
Architect and Owner: EARL BURNS COMBS
44 West 89th Street, New York
Location: Fire Island Pines, New York
Interior Design: Earl Burns Combs
Contractor: Joseph Chasas



Bill Helms photos



SECOND FLOOR



FIRST FLOOR

The exterior—entrance facade, above left, beach facade, left—and interior are panelled with prefinished, gray-stained plywood. Ceilings and exterior trim above the strip windows are of plastic-coated hard-board. The coffee table and built-in seating fit into the floor pattern, and the floor stripes meet and match in width the expression of the corner posts in each column, evidence of thorough detailing.





18 In his design for this house, architect David Specter has managed a series of contrasts—light open areas against closed private areas, serenity but surprise, restraint in form and color and detailing set off against a number of visual spectaculars.

The box forms of the house blend quietly with the wooded site, but overhanging and cut-away sections of the second floor give a sense of complexity within a simple framework. The house is entered on an essentially blank side (see plan) and was designed, in Specter's words "as a linear experience, with a succession of spaces opening both vertically and horizontally off a main 'spine'."

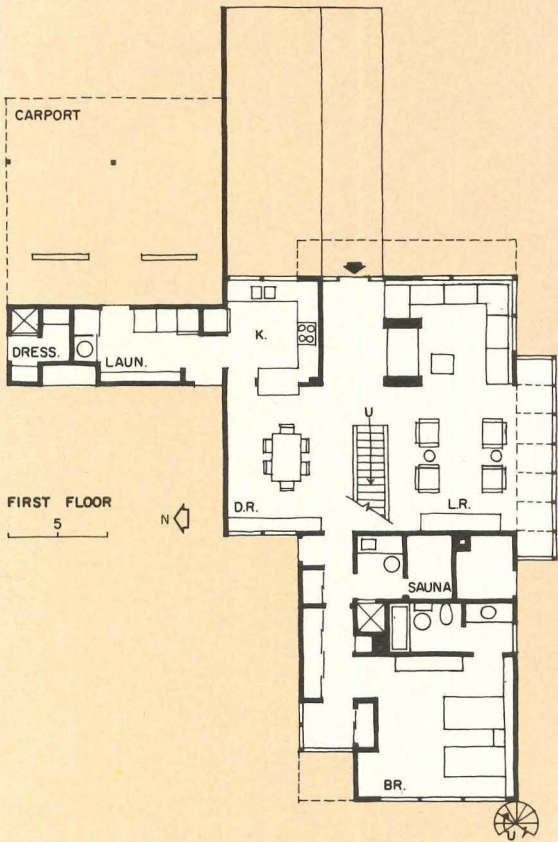
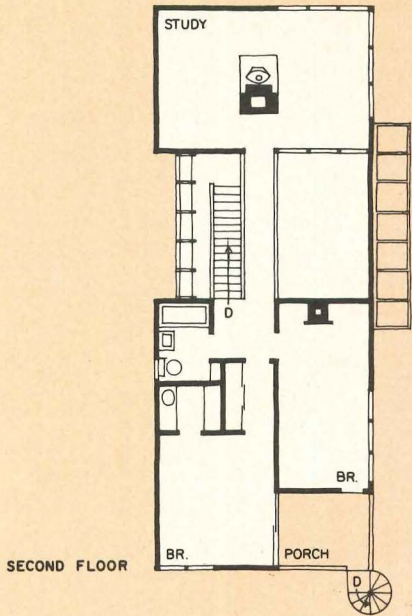
Just past the low-ceilinged entry area—closed on one side by a blank wall and on the other by a two-sided fireplace—the space opens broadly on both sides (see photos next page) to the dining

room on the right and the living room to the left. The eye is drawn upwards by the stair to the high ceiling of the living room and central well. This explosion of scale is redoubled by the sloping glass wall of the living room and by the sloping glass skylight at the stairwell. The effect, as the interior photos (next pages) show in part, is a rare and changing quality of light in this dramatic central portion of the house.

Materials were selected for low maintenance. The cedar plywood exterior and factory-finished aluminum window frames require no painting. The warm pine ceilings throughout the house, like the monochromatic wall colors, help set off the clients' art collection.




Architect: DAVID KENNETH SPECTER
2061 Broadway, New York City
Location: East Hampton, New York
Engineers: R. Howard Sanford (structural);
Walter Rabadan and Martin Morse
(mechanical); Joseph Petraglia (electrical)
Landscape architect: R. T. Schnadelbach
Interior designer: Dolores Engle
Contractor: Peter Wazlo



Norman McGrath photos

The plan opens all rooms off a main circulation spine beginning at the entry (top in plan) and leading through (and up the stairs) to the bedroom areas. The master bedroom suite is on the first floor. Bedrooms two and three, both opening to a porch, are above.








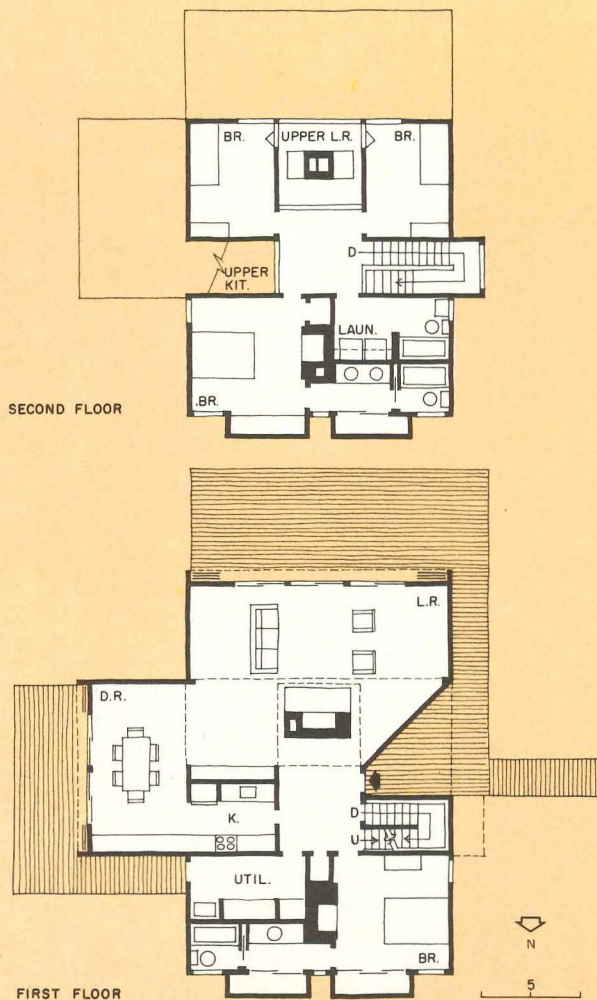
On the interior, architect Specter's design offers constant changes of scale, horizontally and vertically. The living room, left, has a quiet corner tucked under the study (balcony at top). The bridge shown in the photos on this page serves the study, which the client wished "psychologically remote" from the rest of the house. The tongue-and-groove pine ceilings throughout the house cast a warm light on the rooms and reinforce the flow of space.





Milton Weinstock photos

Wooden panels roll across the large glazed areas on the first floor (photos at top on facing page) when the owners are away; and stack neatly, below.



19 The austere, four-square self-sufficiency of the traditional American farmhouse is evoked by the exterior of this vacation house in Dublin, New Hampshire. Yet the interior, organized around the same central hall as the farmhouse, is rich in openness, informality and spatial variety.

In many ways, the problems facing those who build in northern New Hampshire have not changed in two hundred years. Therefore, the resemblance to old wood buildings is not surprising. Narrow cedar clapboards, parallel to the roof, and generous cornerboards, clearly traditional, are here used to emphasize the sweep of the two low wings away from the solid two-story main block. The diagonals at once tie the building to the land and thrust the matching half-gables to the sky.



This articulation of the gable, not to be found in old farm houses to be sure, permits a clerestory above the second floor hall. This unexpected, almost invisible light source fills the top of the house, the stairway, the kitchen and the two-story space around the chimney with light on the dreariest day.




The living room, right, conveys the clarity of the internal organization. A substantial wood and steel truss, spanning 26 feet, supports the structure and allows the chimney of the ironspot brick fireplace to stand free in the eight-foot square space. Thus in even such an intensely planned house, one can share from the upper hall or the children's bedrooms, the activities on the lower floor.



Architects: WILLIS N. MILLS, JR. AND TIMOTHY MARTIN
777 Summer Street, Stamford, Connecticut
Owner: Mr. and Mrs. Daniel Burnham
Location: Dublin, New Hampshire
Structural engineer: Paul Pantano
Mechanical engineer: Sanford O. Hess
Contractor: Bergeron Construction Co.







A

C

D

E

20 "A prototype for a prefabricated building system" is how Myron Goldfinger describes this house for his own family. Many young architects today, frustrated by their inability to constructively affect the housing crisis, use a similar rationale for the single-family residences they design. But few accomplish the poetic result Goldfinger has here.

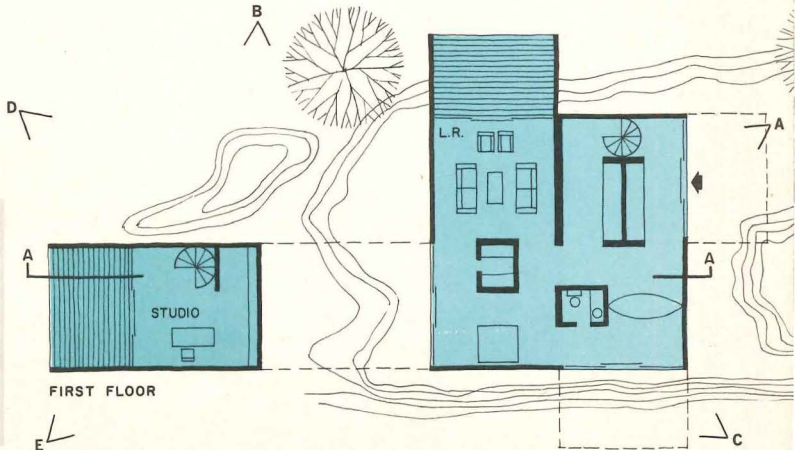
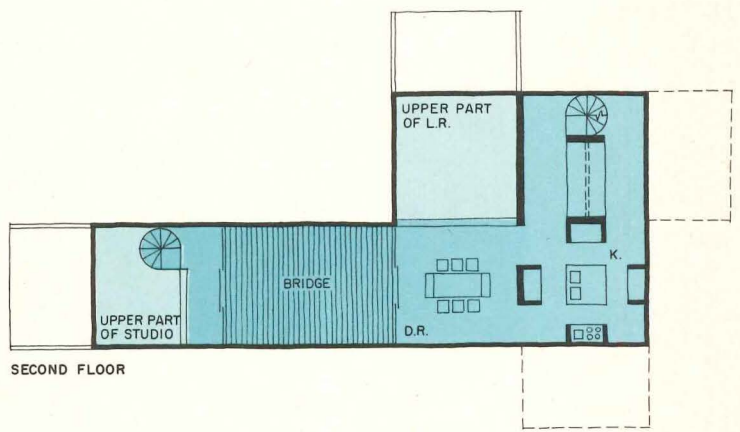
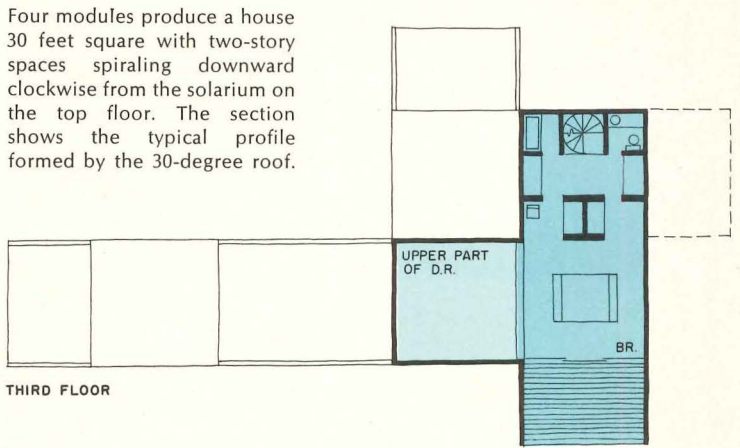
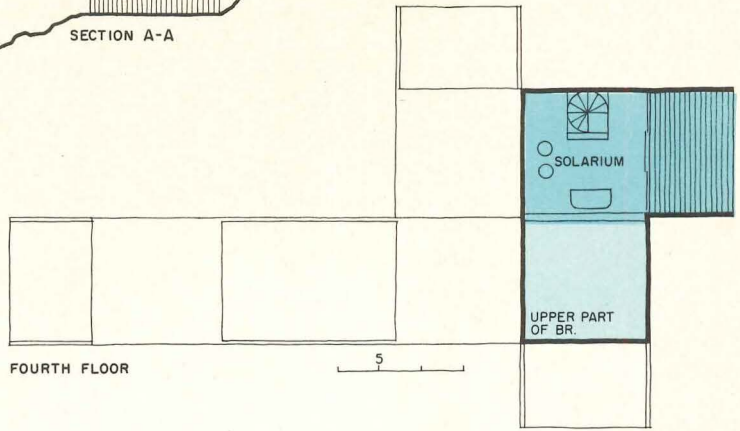
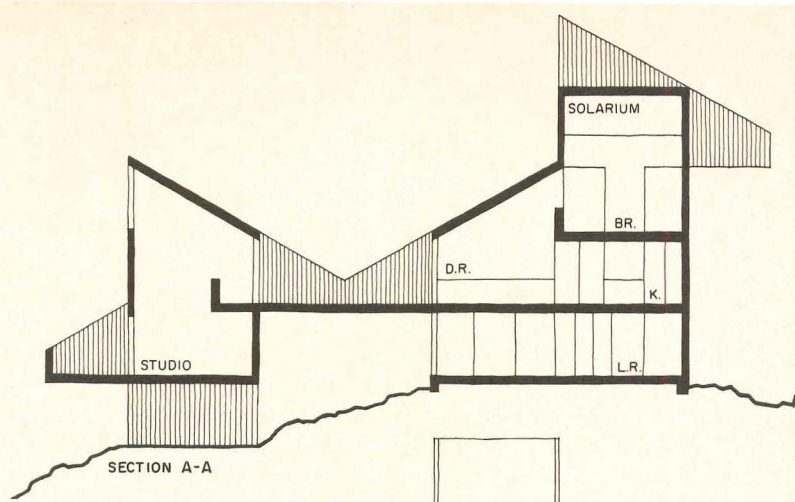
The cedar-clad house is so intensely sculptural, inside and out, and so dramatically related to its rocky, wooded site that technical considerations seem to matter little. But as the photographs and drawings presented on these four pages indicate, it is a very complicated building, no matter how rational the basis of its design.

The five photographs, opposite (and keyed to the lowest floor plan, bottom), show the house from every side beginning with the main entrance, A. Since the basic module, 15 feet square, was determined by the standard 8- by 15-foot sliding glass door, Goldfinger has necessarily used one here (as everywhere else, incidentally). This fenestration contributes to the monumental scale of the house.

Another interesting aspect of the design approach, apparent especially in photos D and E, is the assured and substantial way the house ties itself to the site using the studio wing as an anchor. The section, above right, illustrates the ingenious method by which the architect provides a strong visual connection to the dining-kitchen floor yet acknowledges the change in grade. The view, next page, of the bridge from the solarium emphasizes the smoothness with which the wing is joined to the main house. Other modules, if needed, may be added just as gracefully in the future, according to Goldfinger.



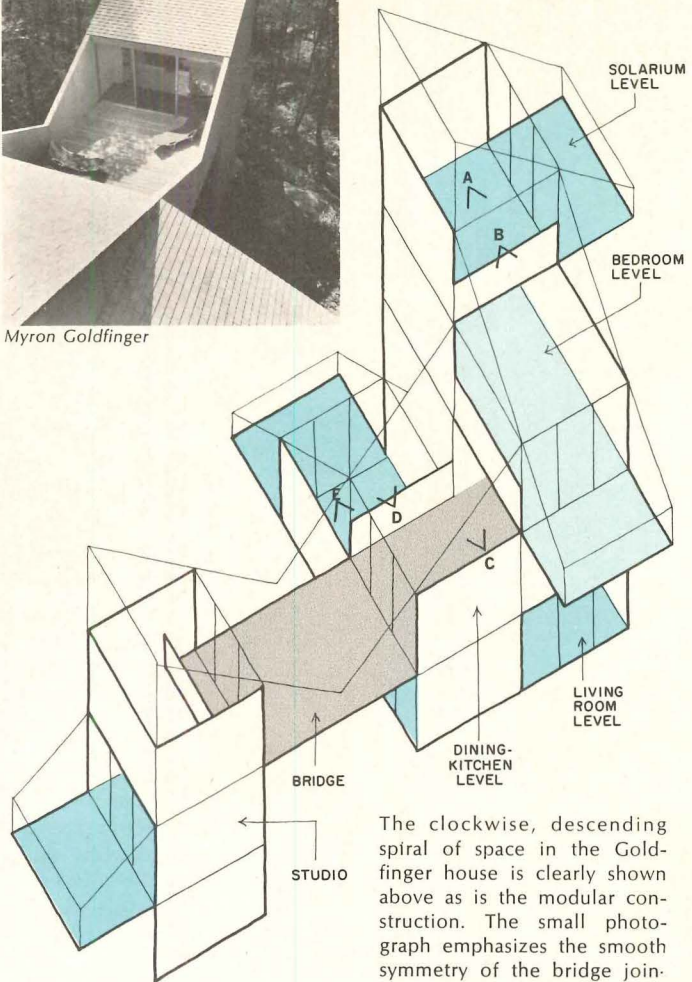
Architect and owner: MYRON GOLDFINGER, 333 East 30 St., New York, N.Y.
Location: Waccabuc, New York
Contractor: John Sutton



Photos A and B by Norman McGrath, others by Myron Goldfinger




Myron Goldfinger



The clockwise, descending spiral of space in the Goldfinger house is clearly shown above as is the modular construction. The small photograph emphasizes the smooth symmetry of the bridge joining the studio to the house. It was taken from the solarium, photo A, left.

A



B



C

Photograph B, opposite, looks down upon the bed, which forms a second structure within the bedroom. Below it is the dining room. Looking across the dining table, C, the ceiling of the living room is straight ahead. A view down into the living room, D, and one toward the dining room, E, completes the sequence.

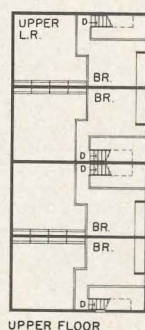
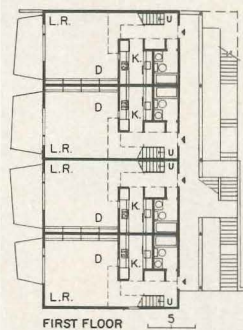



D



E

APARTMENTS OF THE YEAR



1 A young architect, determined to find out how the economics of real estate development really work, acquired the land and financing necessary to build this eight-unit project in Seattle's University district.

George Oistad has designed (for a narrow lot that drops 40 feet over its 100-foot length) a simply-massed four-story frame structure. Each pair of floors has four duplex apartments, plan, left. The upper apartments are slightly larger since they overhang the common passage on the third floor. They also have sloping ceilings and balconies. In the case of Oistad's own apartment, above and opposite, the balcony has complete privacy.



Horizontal boards expressing each floor serve as a strong accent to the vertical grooves of the plywood siding. Simple detailing, sheet materials, standard windows and doors helped keep costs down to \$10,500 per unit. But the spaciousness is what seems to matter. In Seattle, a rental market where 20 per cent vacancies are common, Oistad's building has remained full at rents of \$145 to \$155.

Thus, through his own efforts, the architect has produced excellent accommodations while proving that interesting development architecture is most definitely possible.

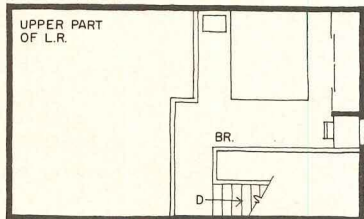


Architect and owner: GEORGE C. OISTAD, JR.
5231 22nd Ave., N.E., Seattle, Washington
Location: Seattle, Washington
Contractor: Omar Brown

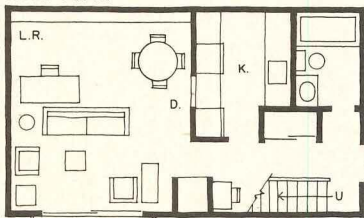
Vern Green photos




The architect's own apartment combines interesting spaces with bold graphics and other handsome furnishings. The entry hall, above, with its straight-forward wood stair, leads directly to the airy living-dining room, right. The duplex plan, top photo, provides light and ventilation from both sides for the bedroom.




UPPER FLOOR

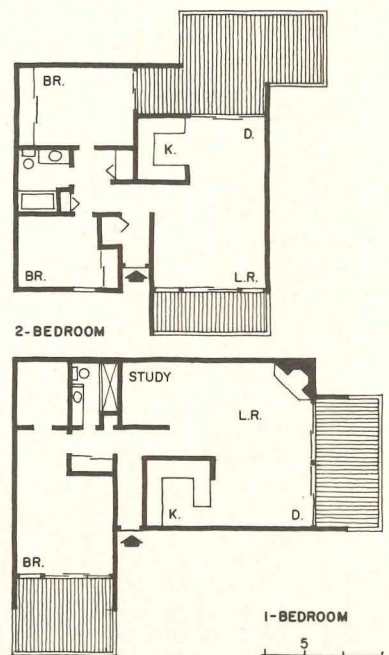


MAIN FLOOR





The two-bedroom unit appears in the photo above and the larger one-bedroom unit is shown opposite. A smaller one-bedroom is not shown. All second-floor apartments have the sloping ceiling and clerestory over the living room.



2 The 26-unit East Burnside Apartments in Portland, Oregon are an example of unusually successful collaboration between architect and developer. When Paul Forchuck came to William Martin and David Soderstrom with his intention to develop the three-quarter acre site, he already had a set of drawings. They were two-story buildings similar to those built in every city in the country during the 60's. Ugly.

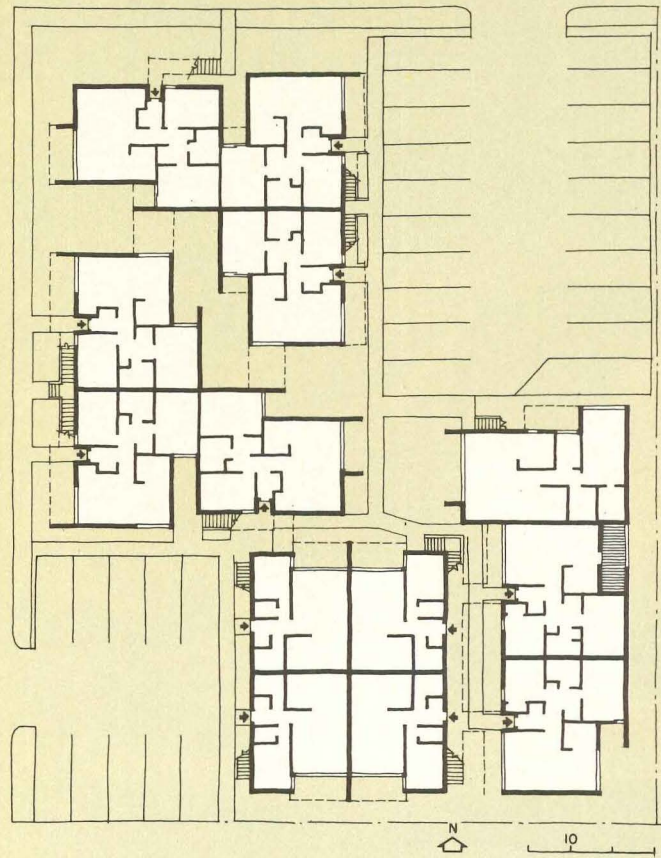
But he had a suspicion that good design might pay off. The job was designed and built almost before anyone knew it, full of innovation, at least for Portland in 1968. Whatever doubts the client might have had were permanently dispelled when his apartments quickly filled up and a waiting list grew.

Martin and Soderstrom have since done another thousand units of housing for Mr. Forchuck.

Scale, rich textures and tiny but intriguing exterior spaces are the ingredients of this project's success with its tenants. In a town with few interesting places to rent, these at \$145 to \$180 for one and two bedrooms—high for Portland—were outstanding. The architects have achieved considerable privacy, in spite of the 33 units per acre density, by consistently placing the windows of one apartment opposite the blank wall of the neighbors.


Cedar shingles were chosen, says David Soderstrom, because at that time they were less expensive than other siding materials. Now many small apartment projects in Portland are using them and application costs have increased.

The scale, however small, works in favor of vigorous community involvement, say the architects. Most tenants are either unmarried or divorced and seem to welcome the closeness to their neighbors.



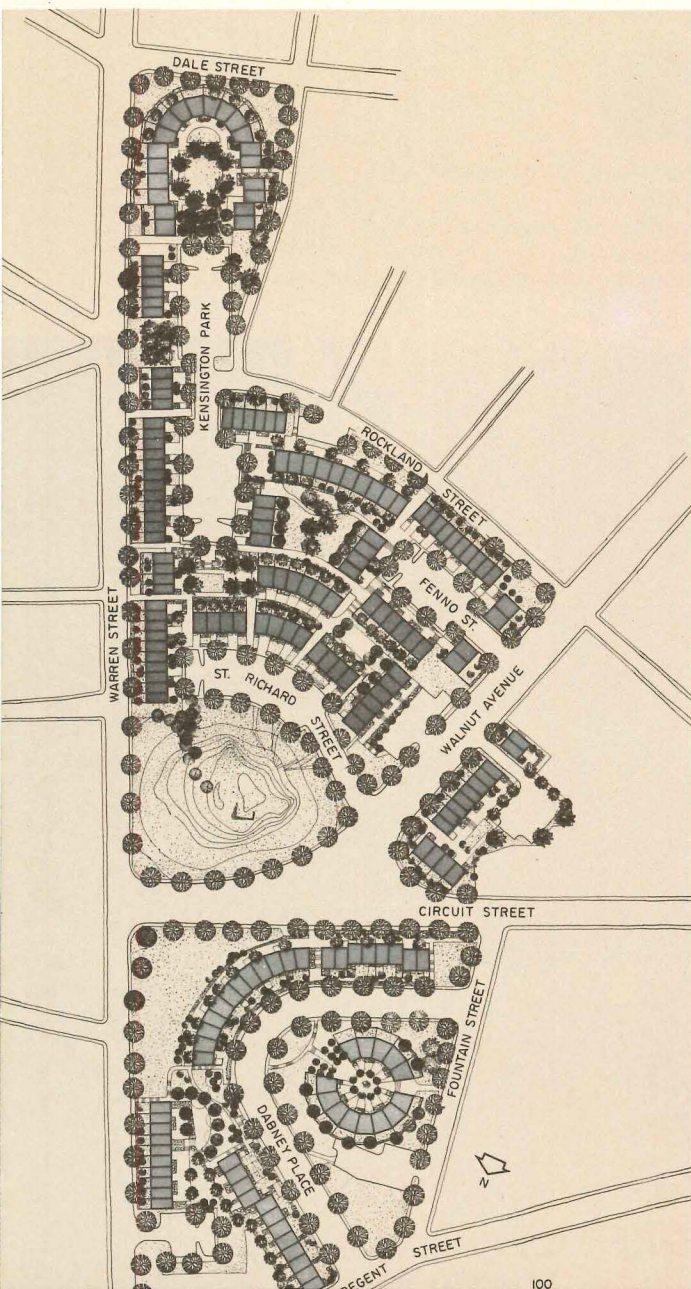
Architects: WILLIAM MARTIN and DAVID A. SODERSTROM
of Martin and Soderstrom
312 N. W. 10th, Portland, Oregon
Location: Portland, Oregon
Owner and contractor: Architectural Construction, Inc.

Edmund Y. Lee photos





Jonathan Green photos



3 Judicious cost/benefit analysis, say the architects of Warren Gardens (228 low-income housing units), permitted a townhouse—rather than high-rise—scheme which maintains neighborhood scale and gives each family a private garden. By thorough work during programming and early design stages, the Stubbins and Ashley-Myer team was able to develop and justify economically an approach which preserves the human amenities that everyone desires. And instead of another anonymous, intrusive, unworkable slab, Boston's Roxbury district has an addition which meshes into the existing neighborhood fabric.

The hilly, rocky site (9.8 acres surrounded by residential and strip-commercial development) encouraged small-scale groupings. Although the site plan, left, seems derived from gentle 18th-century English towns, in practice its geometry is fitted to a site that makes the

over-all scheme invisible but provides the pedestrian with a richly varied set of experiences. Passageways between buildings are meaningful architectural transitions and small neighborhood groups (opposite, top) have clearly-defined scale.

The houses themselves are pleasantly reminiscent of 18th-century English row-houses, too, but never in the endless rows of the mill towns. Here, partly due to the fortuitous complications of the site, but also to the projecting masonry party walls, the individuality of each dwelling is emphasized. The combination of cubical concrete blocks, ordered fenestration and carefully detailed clapboard walls is at once satisfyingly New England and thoroughly up-to-date. Rents range from \$82 for an efficiency to \$155 for a four bedroom unit.



Architects: HUGH STUBBINS, JOHN R. MYER, DOUGLAS COLE SMITH, ROGER MARSHALL, of Hugh Stubbins and Associates, Inc., 1033 Massachusetts Ave., Cambridge, Mass. and Ashley, Myer and Associates, Inc., 14 Arrow St., Cambridge, Mass.

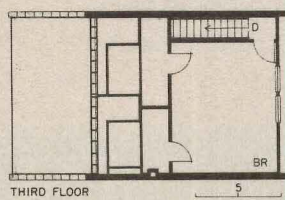
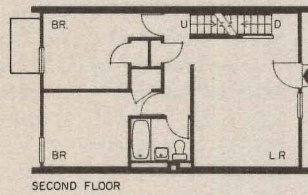
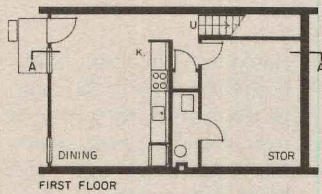
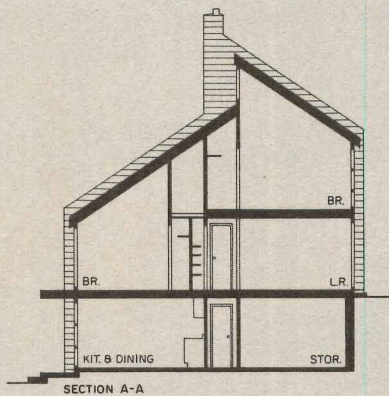

Project name and location: Warren Gardens Inc., Roxbury, Mass.

Sponsor and Owner: Boston Redevelopment Corp.


Engineers: Souza and True (structural); Samuel Lesberg Associates (mechanical); Goodall Shapiro Associates (electrical).

Landscape architect: John Lee Wacker

Contractor: Starrett Bros. and Eken



The vast majority of the units have three bedrooms, above, although houses vary from 440 to 1,490 sq ft. This unit is designed to accommodate a substantial change in grade.





Jonas Dovydenas

4 Six spacious condominium townhouses set on three building lots—less than a quarter-acre—on Chicago's near North Side represent the best kind of urban renewal. Their red brick and dark mortar walls blend into a neighborhood of three- and four-story nineteenth-century masonry buildings with remarkable ease.

The site plan originally proposed by architects Booth and Nagel, opposite page, shows seven houses. The design is based on a 5-foot 6-inch module, expressed on

the ground floor in the photo above. They suggested three four-module wide (plans opposite) units near the street and four three-module units behind. Ultimately three four-module units were built to the rear instead. The narrower houses, otherwise identical, had only two bedrooms on the second floor.

An entry court, above opposite, between the two rows of houses

permits a doubling of the original lot density without making the houses at the back seem less desirable. Although each of the houses occupies only half the amount of land an old-fashioned Chicago townhouse did, the amount of space inside is sizable by today's standards—2,350 square feet.

Compact planning of stairs and rooms with plumbing in the center of each floor, permits major rooms to have maximum exposure to the

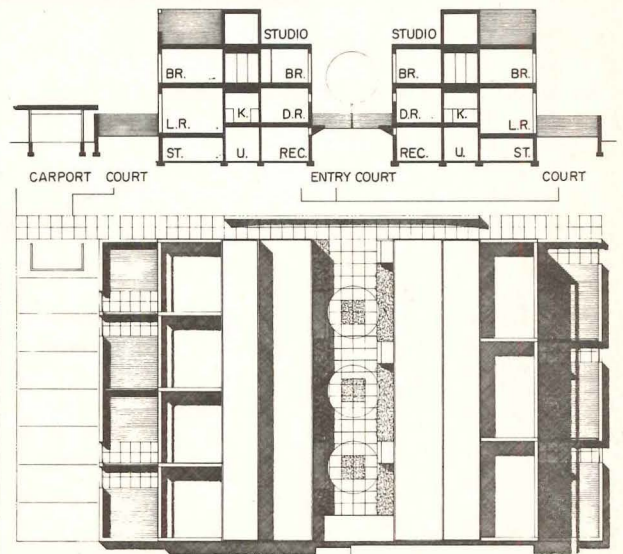
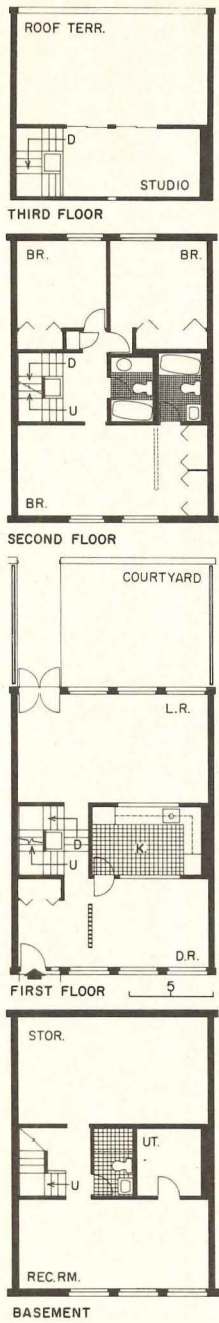
outdoors. The living rooms, right, especially benefit. Running parallel to the garden, they have an openness that the living rooms in the houses they replaced could never have. And change in floor level permits living room ceilings as high as those in the most stately old house.

A unique feature is the top floor studio and its completely private roof terrace. Including the walled gardens and entry court at ground level, almost 75 per cent of the site area is available for outdoor activities even though 50 per cent more people live on the land now.



Architects: LAURENCE BOOTH and JAMES NAGLE of Booth & Nagle, 109 West Hubbard Street, Chicago, Illinois
Owners: Jared Shlaes & Co./Urban Associates of Chicago
Location: Chicago, Illinois
Structural engineers: Weisenger-Holland Ltd.
Mechanical engineers: Wallace and Migdal, Inc.
Interior designer: Jody Kingrey
Contractor: Inland Construction Co.

Jonas Dovydenas



Orlando R. Cabanban

The section, above, illustrates how the building height is minimized in the relatively narrow central entry court, while to the street and back alley it is maximized by the terrace structure to relate to taller neighboring buildings.



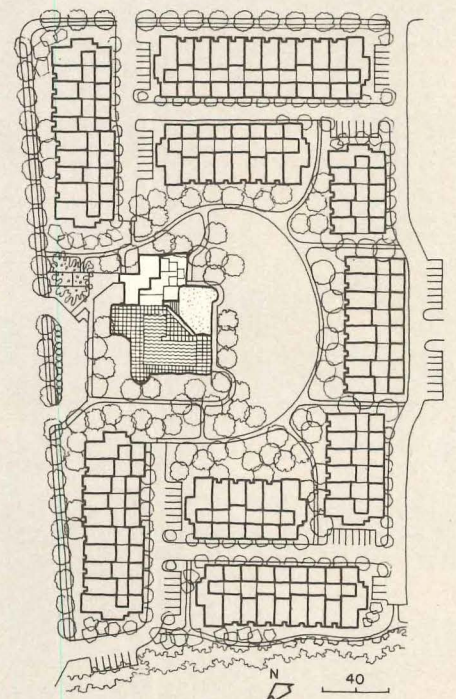
7 "At Islandia," say architects Fisher-Friedman, "we have attempted to provide a homogeneous atmosphere by the thoughtful use of form, detail and nature and to provide a great variety of spaces both private and public." Ultimately, the 400 townhouses (200 are now completed) clustered around a four-acre park with swimming pool and community building, will cover forty acres of land in Alameda on the eastern shore of San Francisco Bay.

There are seven basic units, all with two-car garages, in the project; ranging from a one-story two-bedroom apartment (1,300 square feet) to a two-story four-bedroom townhouse (1,700 square feet)—both plans shown, opposite page. Units range in price from \$26,500 to \$31,400. The balance between

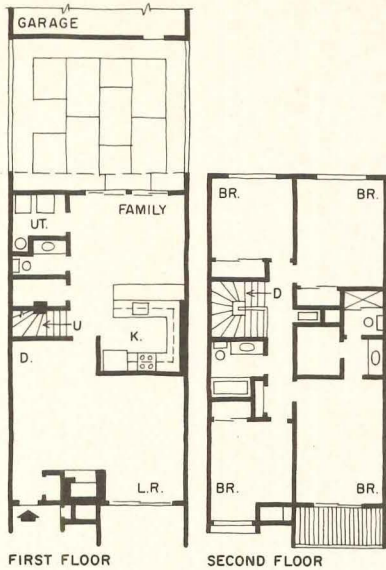
order and visual cacophony has been delicately struck. Resawn plywood siding and bold resawn wood trim details in contrasting stain provide a consistent texture for the housing groups, as do the strong chimneys and roof design. But splendid variety and liveliness is provided by offsetting units from the back, by multiple elevations for each of the seven models and by brightly-painted ornamental planters.

The development is managed and maintained by the residents themselves, each of whom owns his own house and lot with a full interest in the common areas.

The site plan shows only the central block of Islandia. Several adjacent blocks will ultimately be developed with similar houses. The distinctive form of the clubhouse with play yard and swimming pool, right, ties the new community together visually and provides important amenities.

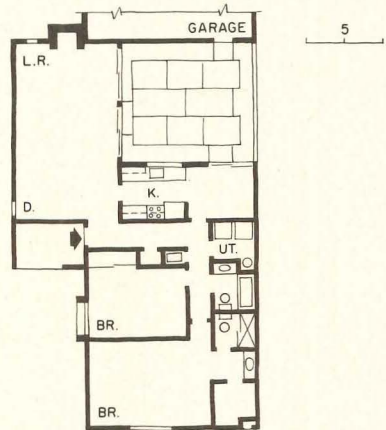


Architects: A. ROBERT FISHER, RODNEY F. FRIEDMAN AND ROBERT J. GEERING of Fisher-Friedman Associates
242 California Street, San Francisco, California
Project name and location: Islandia, Alameda, California
Developer and contractor: Braddock and Logan
Landscape architect: Anthony M. Guzzardo



FIRST FLOOR
4-BEDROOM TOWNHOUSE


SECOND FLOOR



2-BEDROOM APARTMENT

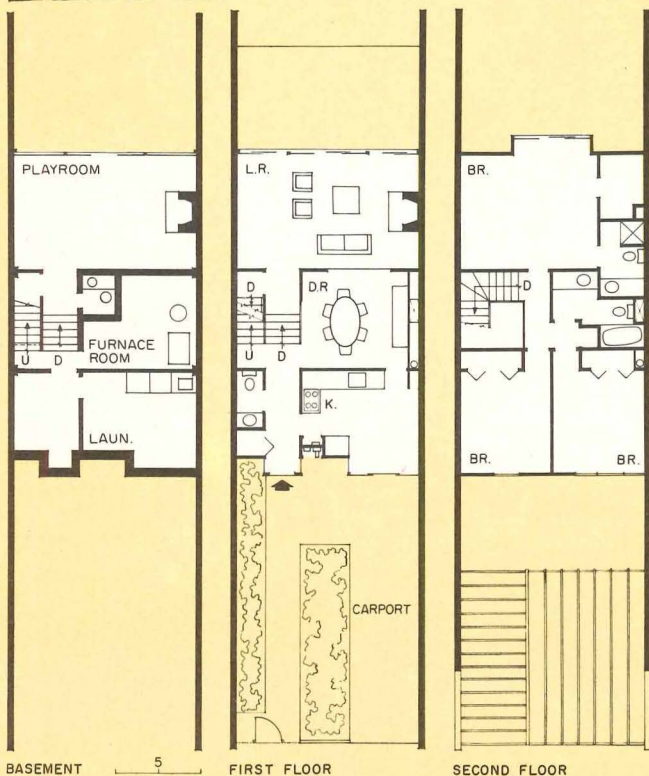
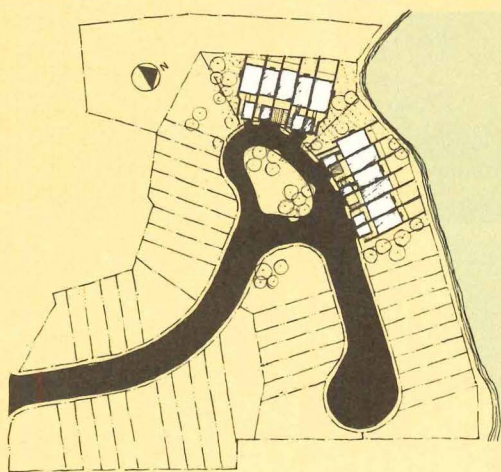


Joshua Freiwald photos





Norman McGrath photos



6 Privacy—and especially private outdoor space—is difficult to achieve at townhouse densities. But architect Hugh Jacobsen has achieved it effectively in his designs for Tidesfall, a 54-unit lakeside community in the new town of Columbia, Maryland. He simply extended the common walls beyond the enclosed space (photo top, opposite) to screen 12-foot-deep decks and, on some units, balconies off the master bedrooms.

Glistening white stucco over block, these wing walls are also, of course, the major design element—giving a hard edge against the sky and creating an ever-changing pattern of shadow and light on both the street side (above) and the view side of the groups of buildings.

Four models were designed by Jacobsen for Page Construction Corporation, the developer. The two-level units range from 1,540 to 2,275 square feet, plus full basement. Three of the four are 22 feet wide, but one model, for use at the end of rows, is 26 feet. The model shown in plan and interior photos (and the center unit in outside

view) is a three-bedroom unit. By lowering the living room five steps, Jacobsen gave the space a 12-foot ceiling and created the “balconied” dining room shown opposite.

In one model, a fourth bedroom (or library) is built above the carport, reached by a bridge across the entry patio between the garage and the house. In another model, a fifth bedroom is created by cutting the master bedroom to 13 by 15 feet.

All units have fireplaces, air conditioning, oak floors, thermal glazing, and make effective use of skylights to brighten middle-of-the-plan areas. All utilities (as elsewhere in Columbia) are underground.

Prices range from \$30,000 to \$60,000.


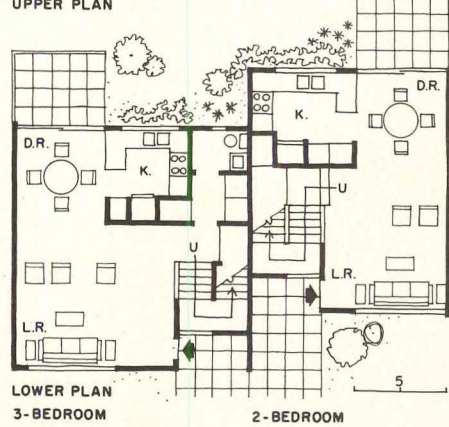
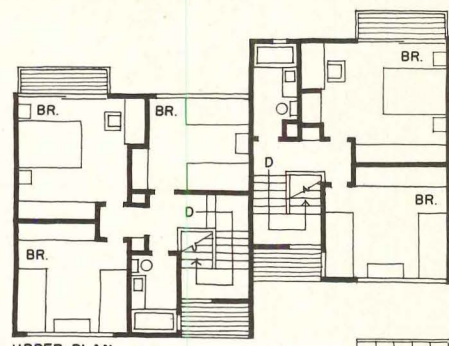



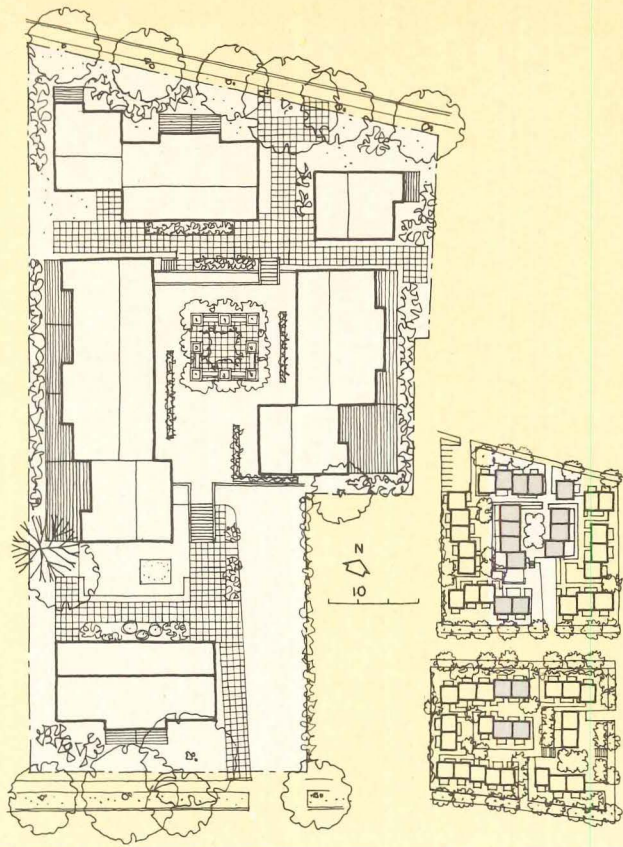
Architect: HUGH NEWELL JACOBSEN
1427 27th Street N.W., Washington, D.C.
Owner: Page Construction Corporation
Location: Columbia, Maryland
Structural engineer: James Madison Cutts
Interiors: Hugh Newell Jacobsen
Contractor: Page Construction Corporation





The parking structure, which meets local off-street parking requirements, is the heart of the scheme, site plans right. The seven units in the center of the site are built upon it, left, while the others, half a level lower, face away from it toward the street. Unit plans, below left, for both two- and three-bedroom models, show the compactness of the design.





5 These seventeen townhouses, the first stages of two larger groups, were conceived to serve the special needs of student families (usually with children), to blend into the surrounding single-family neighborhood, and to be adaptable to rental if necessary.

The architects met with the students and their wives who would be occupying the houses in order to understand their particular needs. Those meetings indicated that the families preferred two-story houses with no neighbors above or below. Children are more free to move about and their father can retreat to the master bedroom to study. The architect specified carpets and

drapes in rich colors which help unify furnishings of diverse origin.

The site planning, with houses built around and on top of a parking structure for 30 cars, unifies the handsome houses into a pleasant community. Once again, much thought has been given to children's activities. They can run all around the site or play on the tiled-paved plaza above the garage. The houses built adjacent to it give this space an intimate scale.

The houses, which cost \$18.63 per square foot in 1968 not including the garage, are sheathed in vertical redwood, a traditional Bay Area material, and have anodized aluminum windows.



Architects: FRANTS ALBERT and WILLIAM M. ABEND of HCD Collaborative
1300 Monterey Blvd., San Francisco, California

Project and location: John R. Little Residences, San Anselmo, California

Owner: San Francisco Theological Seminary

Structural engineers: T. Y. Lin, Kulka, Yang and Associates

Mechanical engineers: Yanow and Bauer


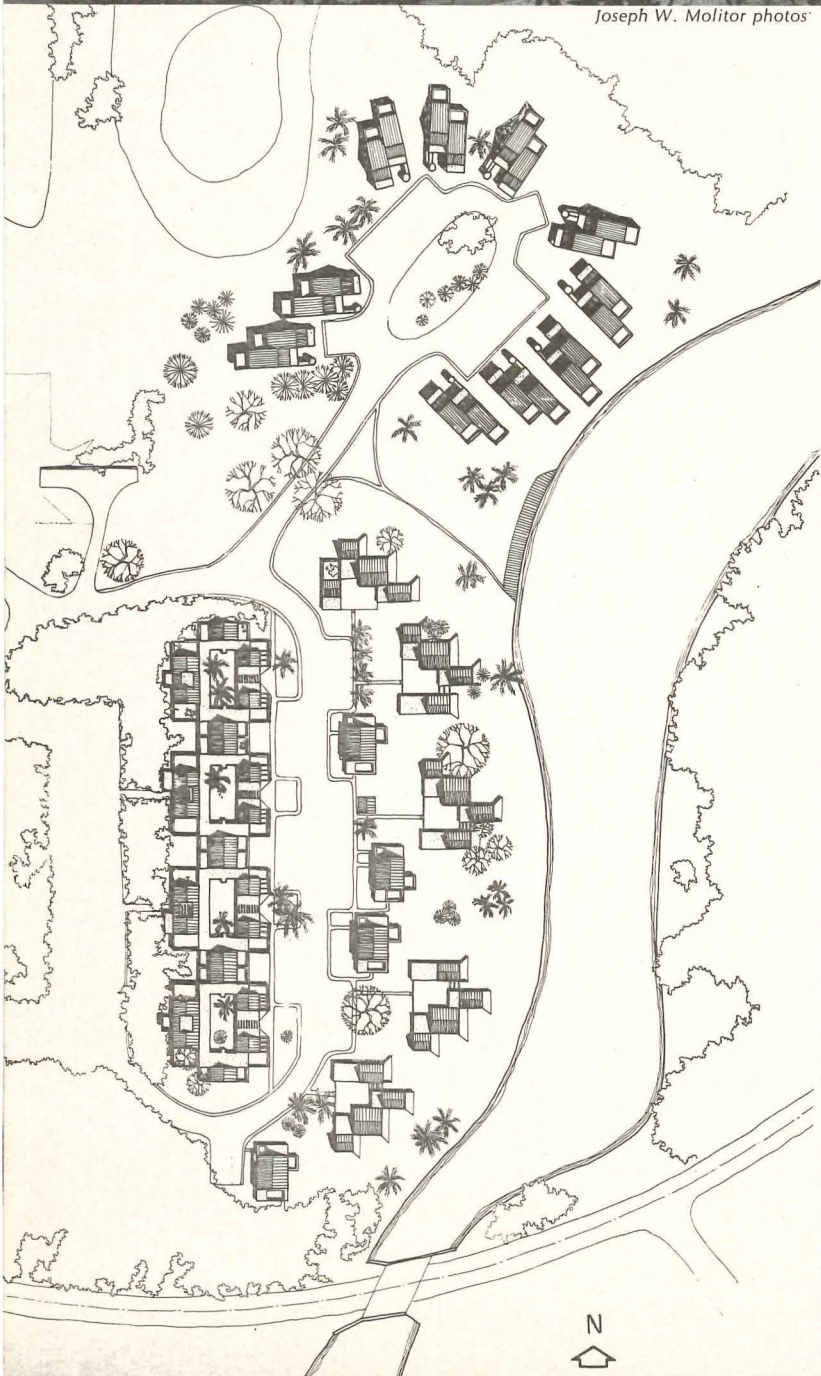
Landscape architect: Lisa Guthrie

General contractor: Elvin C. Stendell, Inc.





Joseph W. Molitor photos



8 The Palmetto Dunes Golf Villas, along with an adjacent clubhouse, are the initial buildings in a 2,000-acre resort development on Hilton Head Island off the South Carolina sea coast. In scale and materials they enter very agreeably into the lush landscape.

The architects, Copelin and Lee, have admirably provided the flexibility required by alternate ownership and rental plans. The villas were designed as individual units so they could be sold as condominiums. And their rooms are arranged so they may be rented

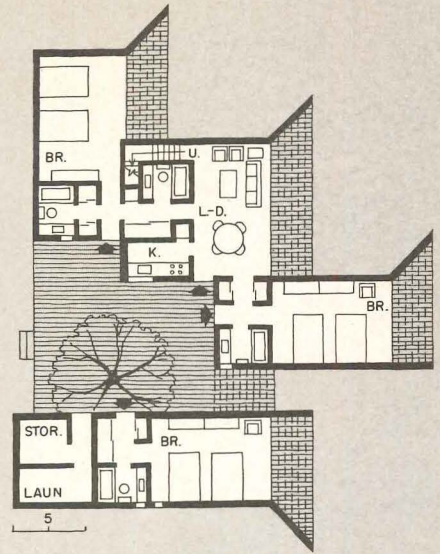
singly, like motel rooms, or in suites of up to three bedrooms with or without a living-dining area (which may also be slept in) and kitchen.

There are three types of units (a fourth will be built later) which have good planning features in common. Each bedroom and living area has either a screened or open porch with a view over the lagoon or into a private courtyard. Each unit has a storage area which the owner may use in case of rental. And each entry is off a court so there is a pleasant progression from the large scale of the parking area to the intimacy of the houses.

The A units are sited along the lagoon (photo below) in a way that preserved as many oak and palmet-

to trees as possible and left spaces providing views for the two-story B units overlooking them (see site plan). The living areas of the B units are on the second floor to enhance their views. Because of the limited waterfront, the C units are in an inland cluster with views into private courts.

It is not only the small scale of these buildings but also the use of wood which helps them blend into nature. The vertical and diagonal siding and the trellises echo the strong shadows and pattern of the palmetto leaves.



In the photo opposite, the B units, left, and C units, right, are seen from the driveway. The A units (plan above and photo below) are fluidly placed along the borders of the lagoon. Rambling rather than bulky in plan, they ease into the landscape. Each of the rooms has a view of the lagoon from a broad terrace with a fin wall angled to provide a sense of expansiveness and privacy.



Architects: JOHN K. COPELIN and WILLIAM M. S. LEE of Copelin and Lee

150 East 79th Street, New York City



Owner: Palmetto Dunes Corporation

Location: Hilton Head Island, South Carolina

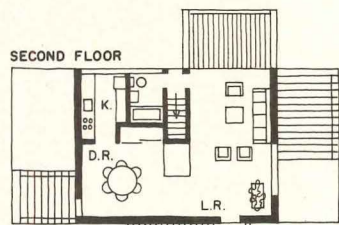
Mechanical engineers: Dalton and Dunne

Contractor: Graves Construction Company

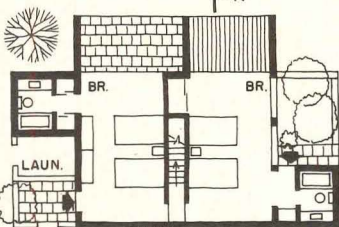




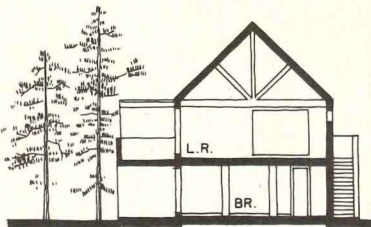
Palmetto Dunes' B unit (photo above and top plans below) is entered through a small, enclosed and trellised court, seen at left, or an exterior stair. This stair enables the second story—with its sleeping balcony over the kitchen (photo top right) and convertible living-sleeping area with porch (center photo)—to be rented separately. The top photo shows the purlins framed into the exposed wood truss. The C units (bottom plan and photo) are approached through a trellised passageway and central court. Seen beyond are a B and an A unit.



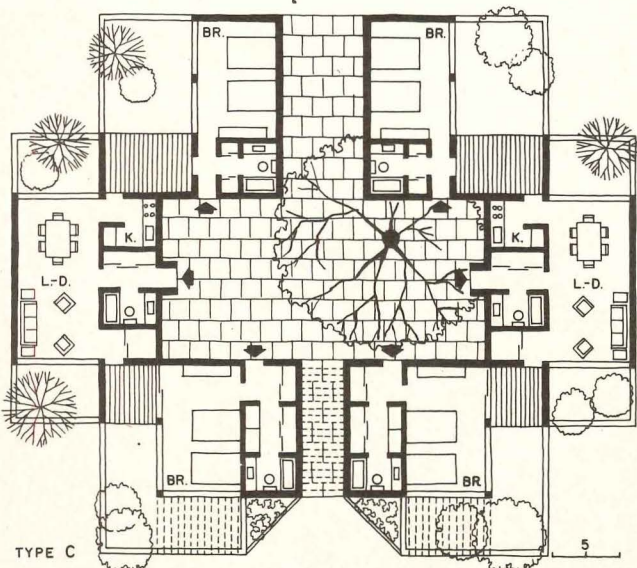
SECOND FLOOR
TYPE A



FIRST FLOOR
TYPE B



SECTION A-A



TYPE C



Fresh Green. New color from Kohler.

(Now the outdoors look in.)

Now your customers can go on a bathroom decorating safari—with Fresh Green leading the way.

Fresh Green—the outdoors look comes in. A striking new yellow green from Kohler.

Here touches of primeval set off Kohler's semi-sunken Caribbean tub with six feet of stretch-out luxury.

One step up, Kohler's Valencia bidet and boldly sculptured Rochelle water closet. Lady Vanity lavatory . . . with swing-away spout and spray arm for shampooing.


Kohler Rite-Temp (inset top). Single-control unit maintains water temperature—despite changes in water pressure.

Elegant Alterna (inset lower). Handsome style and quick-change versatility. Four accent-inserts with each handle: Teak, Walnut, White, Ebony. In chromium or gold electroplate.

A Kohler bath stays in style . . . your customer's style. Kohler's promotional efforts help you sell it.

Kohler Co., Kohler, Wisconsin 53044

For more data, circle 36 on inquiry card



THE
BOLD
LOOK
OF
KOHLER



PRODUCTS FOR THE HOUSE

For more information circle selected item numbers
on Reader Service Inquiry card, pages 111-112

FOR THE

Nicest Look In

KITCHENS



BUILT-IN FREEZERS / REFRIGERATORS

For outstanding charm in new or modernized kitchens, here's the most flexible line of built-in freezers and refrigerators—anywhere. They're highly styled for modern beauty, with attractive functional interiors for true efficiency and up-to-the-minute features for a new high in kitchen convenience. And, only with Sub-Zero, you get:

ENDLESS COLOR HARMONY POSSIBILITIES — Easily replaceable door and side panels permit a change in appearance in 10 minutes, using practically any material, color, finish.

SAVINGS ON INSTALLATION COSTS — Sub-Zero Built-Ins slide in—no cabinets, framing, venting. Real savings!

MORE MODELS TO CHOOSE FROM — The largest selection of sizes and models available—including "over and under", "side by side" units, combinations and separately located freezers and refrigerators.



FREE COLORFUL BROCHURE

Complete specifications... and all the features and advantages you get with Sub-Zero.


SUB-ZERO FREEZER CO., INC., Dept. A-51, Madison, Wis.
Send literature on the complete Sub-Zero line.

NAME _____

ADDRESS _____

CITY _____ STATE _____

For more data, circle 37 on inquiry card



ETAGERE / Plywood 3/4-in. thick supports three 1/4-in. glass shelves. A series of two, three or four serves as a bookcase or wall. ■ Dunbar Furniture Corp., New York City.
Circle 300 on inquiry card




MULTI-PURPOSE FABRICS / Bold, chevron-shaped parquet markings characterize this three-color horizontal design. Made of linen, the fabric may be used for draperies, upholstery, wall coverings, and accessory accents, such as pillow covers (photo above). Three tri-color combinations are available. ■ Isabel Scott, New York City.
Circle 303 on inquiry card



FLOOR TILE / Featuring a virtually seamless appearance, this embossed slate design is offered in a choice of olive, slate, red, and white. Made of vinyl-asbestos, the tile is especially attractive when complemented by modern or contemporary furnishings. ■ Armstrong Cork Co., Lancaster, Pa.
Circle 301 on inquiry card



CARPETING / Made of continuous filament nylon, this multi-colored shag carpet is jute-backed for stability, available in 15 colors, and reportedly will not fluff or shed. ■ C. H. Masland & Sons, Carlisle, Pa.
Circle 304 on inquiry card



TABLES / Both are constructed of antiqued bronze bases with a solar bronze glass top. ■ Dunbar Furniture Corp., New York City.
Circle 302 on inquiry card





FIREPLACE / Twenty-in. logs or other solid fuel will burn in this free-standing unit, which includes a fire screen, damper and smoke-pipe. ■ Heatilator Fireplace, Div. of Vega Industries, Inc., Mt. Pleasant, Iowa.
Circle 305 on inquiry card




TABLE / Triangular legs accentuate leg-to-table-top joints. Both top and legs are removable. A variety of sizes and woods are available. ■ Intrex Inc., New York City.
Circle 306 on inquiry card



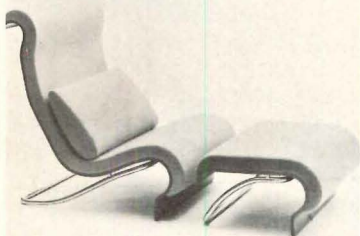
VINYL FLOORING / Featuring a moisture-resistant backing and installation without adhesives, this floor has a soft inner layer of foam cushioning. It is available in four colors. ■ Armstrong Cork Co., Lancaster, Pa.
Circle 309 on inquiry card




VINYL WALL COVERINGS / The trellis and circle designs are available in six and seven colorways respectively. Both are strippable and pre-trimmed. ■ James Seeman Studios, Inc., New York City.
Circle 307 on inquiry card



FOLDING DOORS / Raised solid wood panel construction in mahogany, oak, pine, and walnut are available. Doors can open at either side, center, or any point desired. ■ Rolscreen Co., Pella, Iowa.
Circle 310 on inquiry card



LOUNGE CHAIR / Chrome-plated steel legs support a laminated wood back. Fabric, vinyl or leather upholstery is available. ■ Fritz Hansen Inc., New York City.
Circle 311 on inquiry card



LOUNGE CHAIR / This contoured model is constructed of polyethylene copolymer and is available in white, bittersweet, and black. ■ Gould Inc., Milwaukee.
Circle 308 on inquiry card



FLOOR TILE / Made of vinyl asbestos, this stone pattern is available in red, white, green, and gold. ■ Flintkote, East Rutherford, N.J.
Circle 312 on inquiry card

more products on page 104



**Give
Her
the Tile
She
Loves...**

It Costs No More with **Compotite**[®]

Shower baths now come in many forms... a mosaic tiled stall, a sunken tiled tub, or a Hawaiian type with garden backwall. These better designs have one thing in common... they feature the beauty and versatility of ceramic tile.

With Compotite waterproofing and the new stain-proof, tile-setting materials, a fully tiled shower bath will keep its lustrous beauty through years of use.

In most cases, the economy of Compotite waterproofing will result in a desirable fully tiled shower at no more than the expense of a plastic tub or receptor.



Compotite[®]
Shower Pan

COMPOTITE SHOWER PAN, P.O. Box 26188,
Los Angeles, Calif. 90026 • Phone: (213) 483-4444

For more data, circle 38 on inquiry card

Follansbee Terne

...the very old becomes the very new!

The renewed interest in visually significant roofs has been followed by a notable increase in the specification of Follansbee Terne. After having played a significant role in early American architecture, Terne today adapts itself superbly to contemporary design.

Ample evidence of *the very new* interest in Follansbee Terne has been its appearance on homes in

every issue of Record Houses since 1963 . . . a total of 8 award-winning residences . . . including the North Carolina mountain residence featured in this issue.

Follansbee Terne is unique among roofing materials in that it provides maximum design latitude at moderate cost. We'll be happy to send you additional information.

FOLLANSBEE

FOLLANSBEE STEEL CORPORATION • FOLLANSBEE, WEST VIRGINIA

Des Moines, Iowa Residence Featured in Record Houses

Architect: John D. Bloodgood

Roofer: Iowa Sheet Metal Contractors, Inc., Des Moines, Iowa

For more data, circle 39 on inquiry card



Simpson

REDWOOD

Three eighths inch
of a good thing just may
be a better thing.

Especially when it's our line of $\frac{3}{8}$ " solid redwood paneling. The paneling designed to give you the rich warmth of solid redwood at an affordable price. So you can specify it for use indoors where you might not before. On walls, ceilings, dividers and you name it.


Sierra Groove and La Honda are two popular styles. Both are rough sawn on one face, satin smooth on the other. Sierra Groove features a pleasing contrast of heartwood and sapwood. La Honda contains predominantly heartwood, for the uniform look. Both are specially milled to create a $\frac{1}{8}$ " accent groove along the edge on the rough face and a hairline joint on the smooth face. Sierra Groove is end-matched and random sawn in 2'-8' lengths. La Honda comes in primarily standard 8' lengths.

Find out more about the solid advantages of Simpson $\frac{3}{8}$ " redwood paneling. Contact your Simpson redwood dealer or write: Simpson Timber Company, 2000 Washington Building, Seattle, Washington 98101.


For more data, circle 40 on inquiry card



La Honda•David N. Yerkes and Associates Architects



Sierra Groove•Woo & Park A.I.A. Architects



Sierra Groove•Mithun & Associates Architects

continued from page 101



LOUNGE CHAIR / OTTOMAN / Shown in leather upholstery, both units are constructed of a thin layer of urethane foam wrapped in dacron, supported by a chromium-plated steel frame. ■ Atelier International, New York City.

Circle 313 on inquiry card




SOFA / Foam polyurethane and dacron structure and padding give added comfort to this two-seat unit. Supported by a chrome-steel armature, the sofa is available in fabric or leather upholstery. ■ Atelier International, New York City.

Circle 314 on inquiry card





LAUNDRY CENTER / Combining in a single cabinet a shoulder-high electric dryer positioned atop an automatic washer, this unit is 2 ft wide and 5½ ft high. The washer and dryer may be operated both independently or simultaneously. The unit can be installed in or near bathrooms or kitchens (above). ■ Frigidaire, Div. of General Motors Corp., Dayton, Ohio.

Circle 315 on inquiry card



CUBE-LEG TABLES / An integral clamping system secures each leg under tension to the thick glass top. The legs are offered in rosewood or elm-burl veneers. A complete range of sizes and heights is available. ■ Harvey Propper Inc., New York City.

Circle 316 on inquiry card



Precise temperature and moisture controls let you hold cooked foods at ideal serving temperature for hours. Available in wide choice of finishes, including fine hardwoods to match your cabinets.

New TOASTMASTER
built-in Hot Food Server keeps
dinner hot...no matter when he
gets home!

TOASTMASTER®

Food Equipment Division
McGraw-Edison Company
Algonquin, Illinois 60102



For more data, circle 41 on inquiry card

CHECKED YOUR FINANCIAL SPECS LATELY?



Investing for possible **Capital Appreciation** in enterprises where significant changes appear to be setting new trends

For Prospectus: Contact

Delaware Management Company, Inc.

AR 5/71

7 Penn Center, Philadelphia, Pa. 19103 • Phone 215/LO 4-2556


Gentlemen: Please mail me a Delta Trend Fund Prospectus without obligation.

name _____

address _____


city/state/zip _____

For more data, circle 42 on inquiry card




SOFA-LOUNGE CHAIRS / Furniture surfaces are high-pressure laminate with no visible seams. Chairs are upholstered in woven hound's tooth; sofa is covered in a woven wool stripe. ■ Thayer Coggin, Inc., High Point, N.C.

Circle 317 on inquiry card




ENTERTAINMENT CENTER / The surface is white high-pressure laminate. The unit can accommodate a portable TV set, bottle and glass storage, plus a lined pull-out drawer for utensils. ■ Thayer Coggin, Inc., High Point, N.C.

Circle 318 on inquiry card



DOORS / Made of jointless one-piece nylon facings, these bi-fold doors resist denting and scuffing. They have no bottom tracks to catch dirt and dust. ■ E. I. DuPont de Nemours and Co., Inc., Wilmington, Del.

Circle 319 on inquiry card



PLASTIC FURNITURE / Chairs are fiber-glass reinforced polyester. Arms are filled with polyurethane foam. Chairs are available with several upholstery options. Both tables are 15 in. high. ■ Vecta Contract Marketing Co., Dallas.

Circle 320 on inquiry card



ELECTRIC RANGE / A built-in surface ventilation system removes cooking fumes. No overhead hood is required. ■ Jenn-Air Corp., Indianapolis, Ind.


Circle 321 on inquiry card

Air King

introduces

Sauna-on-the-Rocks!

The Authentic Finnish Sauna! Rooms, heaters and accessories—all pre-packaged for easy installation!



The first complete Sauna package distributed and serviced by a leading national building products name! Including the finest Finnish-made electric Sauna heaters sold in America . . . using imported Finnish rocks — for heat, not decoration! Plus a complete selection of modular

sauna rooms with super-insulated "sandwich" construction . . . and genuine Finnish accessories. Want to get steamed up? Write for new catalog: Air King Corp., 3057 N. Rockwell, Chicago, Ill. 60618.



For more data, circle 43 on inquiry card

Which sealants give you more of what you're looking for?

Here are the facts:

Some Sealant Performance Characteristics			
	Thiokol's Polysulfide	Competition A (1-part Silicone)	Competition B (1-part Acrylic Solvent Release)
Sealant movement capability	25%	20%	5%
Adhesion after water immersion to: Concrete Glass Aluminum	Excellent Excellent Excellent	Questionable Fair Questionable	Questionable Fair Questionable
Aging characteristics	None	None	Toughens
History of use in buildings	24 years	7 years	10 years
High temperature	Good	Excellent	Flows
Low temperature	Good	Excellent	Embrittles
Use where immersed in water	Yes	No	No
Dirt pickup after cure	None	Very bad	Very bad
Tear resistance	Good	Poor	Good

Compared with two leading competitive types of sealants, the Thiokol polysulfide entry wins in a breeze.

It's not surprising. Besides having a track record which includes the longest period of successful use, sealants based on Thiokol's LP polysulfide polymer are constantly tested to assure topnotch performance.

Under our exclusive Seal of Security program, polysulfide-based sealants are regularly checked to meet rigid specifications. In fact, our technicians and chemists check more than 200 samples every year.

The check consists of a series of tough tests, ranging from four to six weeks. Samples are tortured, twisted, stretched, heated and frozen to make sure they can survive what the ele-



ments dish out over long periods of time.

If the sealant passes each and every test, then it's entitled to bear Thiokol's Seal of Security. We're proud of this program. It's the first of its kind in the United States. And, since its inception in 1965, more than 300 sealants, produced by 20 manufacturers, have earned the right to carry the seal.

Insist on sealants with the Thiokol Seal of Security and you can't go wrong. For a more detailed comparison between polysulfide-based sealants and eight other types write: Thiokol Chemical Corporation, P.O. Box 1296, Trenton, N.J. 08607.

Thiokol

For more data, circle 44 on inquiry card

NEW FROM CARADCO— A PROBLEM-FREE PANEL DOOR RICH IN ELEGANCE

As you can see, our new Molded Panel Door is an eyeful. Its deep-carved panels and wood-textured surface recall the handcrafted doors of bygone days. And it welcomes paint or pigmented stain.

Elegance aside, can a door look this good and also be practical? And how! In fact, the panels of this factory-primed door won't split, won't check, won't shrink, won't show paint lines. A tough, one-piece door face makes all those problems a thing of the past.

Total cost: less than conventional panel doors.

What more can we say, except that Caradco has a complete line of windows and doors every bit as good. Call or write.

CARADCO[®]
SCOVILL

THE WINDOW AND
DOOR PEOPLE

DUBUQUE, IOWA 52001

Eastern Assembly Plant
Hainesport, New Jersey

Ohio Assembly Plant
Columbus, Ohio



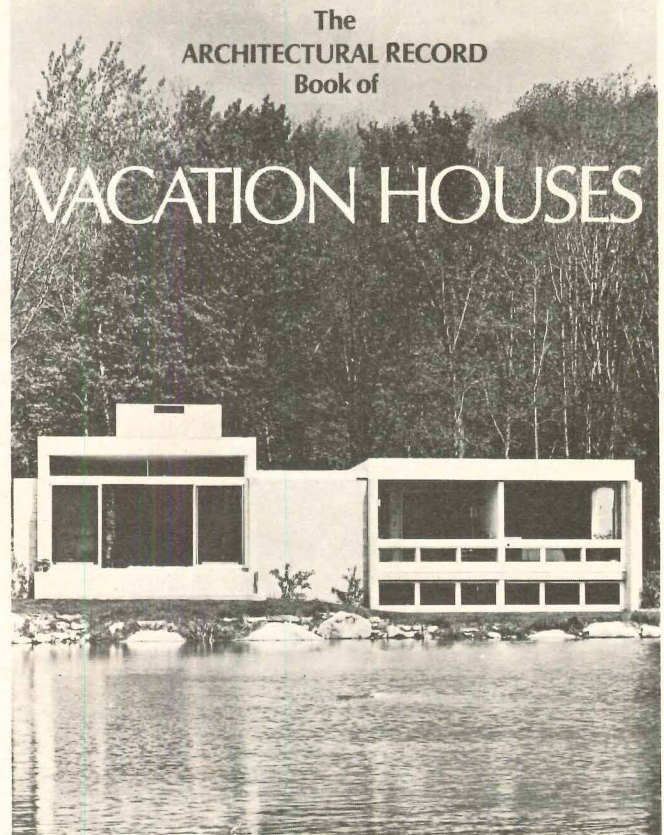
RECORD IMPRESSIONS

A new service offering reprints, reports and back issues.

For more data, circle 46 on inquiry card

- ① THE DESIGN OF INTERIORS—June 1969
16 pgs. 4-color .50 per copy
- ② RECORD INTERIORS—January 1970
24 pgs. 4-color .50 per copy
- ③ RECORD INTERIORS of 1971—January 1971
20 pgs. 4-color .50 per copy
- ④ MUSEUMS—BLDG. TYPES STUDY 398
16 pgs. 4-color .50 per copy
- ⑤ CREATING CONSOLIDATED CLINICAL TECHNIQUES
SPACES FOR AN EXPANDING ROLE IN HEALTH CARE
8 pgs. 4-color .50 per copy
- ⑥ DESIGN FOR MERCHANDISING
16 pgs. 1.00 per copy
- ⑦ OPERATION BREAKTHROUGH—BLDG. TYPES STUDY
Describing 22 industrialized building systems
HUD picked as winners
16 pgs. B&W .50 per copy
- ⑧ AIRPORTS—BLDG. TYPES STUDY
Master planning; Landside/airside
traffic; terminal facilities; other design work
16 pgs. B&W 1.00 per copy
- ⑨ AIR CONDITIONING: A NEW INTERPRETATION
Updated reports from 1967, 1969, 1970
64 pgs. 2-color softbound 4.95 per copy
- ⑩ RECORD HOUSES 1968—2.00 per copy
- ⑪ RECORD HOUSES 1969—2.00 per copy
- ⑫ RECORD HOUSES 1970—3.25 per copy
- ⑬ CAMPUS DESIGN FOR SUFC—AN ANALYSIS OF EXCELLENCE
24 pgs. 2-color 1.00 per copy
- ⑭ SEALING JOINTS: 1968 SPECIAL REPORT
8 pgs. 2-color .50 per copy
- ⑮ BUILDINGS FOR A BROAD SPECTRUM OF HEALTH CARE
16 pgs. B&W 1.00 per copy

by the editors of Architectural Record



Exciting ideas from 60 different dream hideaways

A sparkling collection of architect-designed vacation houses for all climates and terrains—from a mountain-top chalet in British Columbia to a beach house in Florida. Selected by Architectural Record editors, these houses range in price from less than \$5,000 for a very small two-room cottage to more than \$100,000 for large structures. Each house is fully described with floor plans, site plans, photographs and construction details. For easy reference the book is divided into five sections: beach, mountain, lakeside, resort and country, weekend and summer homes.
256 pages 9 x 12 \$9.95

SEND FOR YOUR COPY TODAY

Record Impressions
ARCHITECTURAL RECORD
330 West 42nd Street
New York, New York 10036
Att. Joseph R. Wunk

No. of copies

- ⑦ _____
- ⑧ _____
- ⑨ _____
- ⑩ _____
- ⑪ _____
- ⑫ _____
- ⑬ _____
- ⑭ _____
- ⑮ _____

No. of copies

- ① _____
- ② _____
- ③ _____

No. of copies

- ④ _____
- ⑤ _____
- ⑥ _____

Enclosed is my check Money order for \$ _____

NAME _____

FIRM _____

ADDRESS _____

CITY/STATE _____ ZIP _____

ARCHITECTURAL RECORD

330 West 42nd Street
New York, New York 10036

Please send me _____ copies of Architectural Record Book of Vacation Houses @ \$9.95 each.

Name _____

Address _____

City _____

State _____ Zip _____



**as individual as
the people
who live there...**

Everything about this Vinylcraft® floor is a statement of character and sophisticated taste. Its luxurious WOODBINE™ custom style is for rooms with something special to say. And for people with a special way of saying it. The rich, deep embossing creates a dramatic molded effect. While a range of fresh, bold shades has been designed to complement any color scheme. WOODBINE—the tile patterned for individuals.

VINYLCRAFT—the custom design luxury floor tile



Flooring Products, East Rutherford, N.J. 07073

◆ For more data, circle 47 on inquiry card

For more data, circle 48 on inquiry card


LISTEN TO YOUR BODY.

If something's going wrong,
it'll tell you.

1. Change in bowel or bladder habits.
2. A sore that does not heal.
3. Unusual bleeding or discharge.
4. Thickening or lump in breast or elsewhere.
5. Indigestion or difficulty in swallowing.
6. Obvious change in wart or mole.
7. Nagging cough or hoarseness.

If you have a warning signal,
see your doctor. If it's a
false alarm, he'll tell you.
If it isn't, you can give him
time to help. Don't be afraid.
It's what you don't know
that can hurt you.

† American Cancer Society



LITERATURE FOR HOUSE PLANNING

For more information circle selected item numbers on Reader Service Inquiry Card, pages 111-112

INTERCOM SYSTEM / Residents can identify callers without opening the front and back doors with this system, described in a brochure. Both doors can be opened electrically from either the master or remote (optional) stations within the house. ■ Auth Electric Co., Inc., Long Island City, N.Y.*

Circle 400 on inquiry card

HARDBOARD / "New Dimensions in Living With Hardboard," a 24-page brochure, illustrates the uses of hardboard in household areas such as living rooms, bedrooms, baths and kitchens. Sections covering exterior siding, project ideas and product application data are included. ■ American Hardboard Assn., Chicago.*

Circle 401 on inquiry card

DRAINAGE SYSTEM / "Foundation Drainage with Orangeburg Solid & Perforated Pipe," a 4-page brochure, discusses the four main causes of excess water in and around the home and offers solutions for each problem. Installation diagrams are given. ■ The Flintkote Co., Pipe Products Group, Orangeburg, N.Y.*

Circle 402 on inquiry card

WOOD MOULDINGS / A 6-page folder shows applications in areas ranging from living and dining rooms to bathrooms, kitchens and outdoor areas. ■ Western Wood Moulding and Millwork Producers, Portland, Ore.*

Circle 403 on inquiry card

DOOR CHIMES / A complete line of the non-electric variety is presented in a brochure. Door chime and viewer combinations are also covered. ■ Auth Electric Co., Inc., Long Island City, N.Y.*

Circle 404 on inquiry card

VINYL WALL COVERINGS / Eighteen designs, including some with the "wet-look," are shown in a 4-page brochure. All are pre-trimmed for easy hanging. ■ James Seeman Studios, Inc., Garden City Park, N.Y.*

Circle 405 on inquiry card

LIGHTING FIXTURES / A complete line of residential fixtures is presented in a 100-page catalog. Collections include formal traditional, imported crystal, contemporary, kitchen multi-purpose, bath, brackets and sconces, recessed down-lighting and outdoor lighting. ■ Lightolier, Jersey City, N.J.*

Circle 406 on inquiry card

REDWOOD PLYWOOD / Applications for every type of home construction are illustrated in a 12-page booklet. A variety of patterns and grades are shown. ■ California Redwood Assn., San Francisco.*

Circle 407 on inquiry card

GARAGE DOORS / A complete line of residential doors is presented in an 8-page brochure. Data on upward-acting, sectional doors, electric operators and accessories is included. Specifications and construction data are given. ■ Overhead Door Corp., Dallas.*

Circle 408 on inquiry card

HUMIDIFIERS / Diagrams showing typical installations, product specifications, and descriptive material are included in a 4-page catalog. ■ Skuttle Mfg. Co., Milford, Mich.*

Circle 409 on inquiry card

SECURITY LOBBY SYSTEM / Solid state amplifier/control units are discussed in descriptive literature. An electronic tone announces callers through apartment speakers. The systems are designed for small and large apartment buildings. ■ Nu-Tone, Div. of Scovill, Cincinnati.*

Circle 410 on inquiry card

AIR CONDITIONING UNITS / A line which reportedly can be installed in a utility closet, using dropped ceilings for air ducts, is described in a catalog. In addition, a line of heating units is shown. The catalog explains the company's "hot water heat without plumbing" concept in detail. ■ Intertherm, Inc., St. Louis, Mo.*

Circle 411 on inquiry card


LAMINATED WOOD PRODUCTS / "Engineered Structural Wood Products," a 12-page brochure, describes a line of laminated decking. Residential applications, specifications, stress tables, and finishes available are included. ■ Potlatch Forests, Inc., San Francisco.*

Circle 412 on inquiry card

HOUSEHOLD APPLIANCES / A complete line is presented in a 24-page catalog providing detailed feature and installation information. Products covered include free-standing and built-in electric ranges, built-in ovens and surface sections, range hoods, room air conditioners, undercounter dishwashers, food waste disposers, refrigerator-freezers, and washers and dryers. ■ Hotpoint, Appliance Park, Louisville, Ky.*

Circle 413 on inquiry card

* Additional product information in Sweet's Architectural File more literature on page 118



**Covers like paint,
performs like stain,
won't crack, peel, blister**

Waterview Farm, a resort community on the island of Martha's Vineyard; Developer: Island Properties, Inc., Martha's Vineyard; Architect: Ian MacLeod, San Francisco, Cal.; all homes treated with Cabot products.

Cabot's OLD VIRGINIA TINTS®

Here is a proven product that combines the best features of a paint and a stain. Cabot's Old Virginia Tints, an oil-base flat finish of great beauty and durability, is suitable for wood, metal, masonry . . . applicable to all surfaces, striated, rough-sawn, smooth, or previously painted. Your choice of 62 distinctive colors . . . with matching colors also available in Cabot's Ranch House Hues, an oil-base stain for untreated or previously stained wood surfaces. It is now possible to obtain perfect color matching for both siding and trim.



Samuel Cabot Inc.
One Union St., Dept 529, Boston, Mass. 02108
 Send color card on Old Virginia Tints.
 Send new Cabot handbook on wood stains.

For more data, circle 49 on inquiry card

BOMMER QUALITY PRODUCTS ARE MADE IN THE USA,



That means Bommer can give you prompt delivery. It also means Bommer can control quality better and give you the kind of job you promised to your customers. Whether you need rugged spring hinges or beautiful apartment mailboxes, Bommer has one of the most complete lines in the world. The Bommer 570 and 600 series apartment house mailboxes are among the most popular available. In addition to these, Bommer manufactures a complete line of rugged spring hinges both single acting and double acting for steel and wood doors. Checking floor closers and overhead concealed closers are specified products for all types of doors. Bommer makes an attractive line of lavatory hardware too. But regardless of which Bommer products you need, you know you can count on old fashioned service...because all of what we make, we make right here in the U.S.A.



For more data, circle 50 on inquiry card

LITERATURE

continued from page 117

PATIO POTS / Two lines of pots, planters and garden furniture are described in a catalog and brochure. Hand-molded of asbestos and cement, the pots and planters are guaranteed by the manufacturer not to crack or chip due to frost when properly drained. ■ Atlas Asbestos Co., Ambler, Pa.

Circle 414 on inquiry card

DRAPERY HARDWARE / Selection of track systems, drapery heading and operating systems are discussed in a 20-page guide. Specifications are included. ■ Kirsch Co., Sturgis, Mich.*

Circle 415 on inquiry card

FLOOR TILE / A line designed for both indoor and outdoor residential use is described in a 6-page brochure. The tile is offered in glazed and unglazed surfaces. ■ Amsterdam Corp., New York City.

Circle 416 on inquiry card

PLYWOOD / On-site cost cutting ideas are offered in a 28-page booklet, "Plywood in Apartments." Grade-use guides and sound-control data are included. ■ American Plywood Assn., Tacoma, Wash.*

Circle 417 on inquiry card

DOORS / An 8-page booklet features a line of interior doors in six- and three-panel design. Available in passage, sliding or bi-fold models, the doors are pre-primed. Specifications are included. ■ Caradco, Dubuque, Iowa.*

Circle 418 on inquiry card

ELECTRICAL BUILT-INS / A wide range of products including intruder alarms, door chimes, stereo centers, radio intercom systems, exhaust fans and heaters, food centers and hood fans, and central cleaning systems are covered in an illustrated catalog. ■ NuTone, Div. of Scovill Mfg. Co., Cincinnati.*

Circle 419 on inquiry card

HARDWOOD PANELING / Two lines are described in a 4-color brochure. Woods available include cedar, teak, walnut, rosewood, cherry and hickory. All panels are pre-finished. ■ Potlatch Forests, Inc., San Francisco.*

Circle 420 on inquiry card

FRAMING SYSTEM / An aluminum building system designed for residential use is described in a 20-page brochure. Construction of a typical home is outlined. Assembly techniques for flooring, wall panels, partitions and roof trusses are discussed. ■ ALCOA, Pittsburgh.

Circle 421 on inquiry card

BATHROOM CABINETS / Over 200 models in 14 basic styles are shown in a 36-page catalog. The line includes swinging mirror-door cabinets, sliding mirror-door cabinets and a line of wall mirrors to match the frames on bathroom cabinet doors. Sections include bathroom accessories and lighting fixtures. ■ The Grote Mfg. Co., Madison, Ind.

Circle 422 on inquiry card

PLUMBING FIXTURES / Descriptions and illustrations covering a complete line of plumbing fixtures for the home are given in a 35-page booklet. ■ Kohler Co., Kohler, Wis.

Circle 423 on inquiry card

* Additional product information in Sweet's Architectural File

Hall Mack: a lot more choice for a little more money.



Let the Hall Mack name on your specs speak for your judgment and good taste. The fractionally higher cost is reflected in finer workmanship and design - and in a comfortable lack of customer complaints. Hall Mack, the quality-word in bathroom fixtures, offers a broad line that includes a unique group of specialty items: recessed bath scales, storage and service units in a rich variety of metals and finishes. See them all! Send for our new full-color catalog. Write Hall Mack, P.O. Box 328, Harrodsburg, Kentucky 40330.

Hall Mack
A **Textron** COMPANY

For more data, circle 51 on inquiry card

Rez[®]

The best thing that's happening to wood



REZ Double-Tones . . . a one-coat system, specially designed for rough-sawn or textured exterior woods. Extra-heavily pigmented, yet costs no more than conventional stains. A time and material saver because one coat

beautifies and protects like two coats of ordinary semi-transparent stain.

REZ Color Tones . . . semi-transparent stains for *both exterior and interior wood surfaces*. Perfect for matching inside/outside

beams, eaves and ceilings, etc. For additional information, see Sweet's Catalog 9.9/Re or write to The REZ Company, Box 142, Springdale, Pa. 15144.

Rez[®] Natural Wood Finishes

For more data, circle 52 on inquiry card

INDEX TO ADVERTISING

ARCHITECTURAL RECORD

McGraw-Hill, Inc., 330 West 42nd Street,
New York, New York 10036
Advertising Sales Mgr.: Louis F. Kutscher (212) 971-2838
Eastern Sales Mgr.: Donald T. Lock (212) 971-3583
Central Sales Mgr.: Robert G. Kliesch (215) 568-6161
Advertising Services Mgr.: Joseph R. Wunk
(212) 971-2793
Marketing Services Mgr.: Elizabeth Hayman
(212) 971-2858
Classified Advertising (212) 971-2557

District Offices:

Atlanta 30309	Edward G. Graves 1375 Peachtree St., N.E., (404) 892-2868
Boston 02116	607 Boylston St., (617) 262-1160
Chicago 60611	Robert T. Franden Edward R. Novak 645 N. Michigan Ave., (312) 664-5800
Cleveland 44113	Willis W. Ingersoll 55 Public Square, (216) 781-7000
Dallas 75201	Angus A. Macaulay 1800 Republic National Bank Tower, (214) 747-9721
Denver 80202	Richard W. Powers 1700 Broadway, (303) 266-3863
Detroit 48226	Richard D. Thielmann 2600 Penobscot Bldg., (313) 962-1793
Houston 77002	Angus A. Macaulay 2270 Humble Building (713) 224-8381
Los Angeles 90017	Robert L. Clark 1125 W. Sixth St., (213) 482-5450
New York 10036	Donald T. Lock, Douglas S. Markhouse 500 Fifth Ave. (212) 971-3583
Philadelphia 19103	Robert G. Kliesch George T. Broskey 6 Penn Center Plaza, (215) 568-6161
Pittsburgh 15222	Edward C. Weil 4 Gateway Center, (412) 391-1314
St. Louis 63105	Richard Grater 7751 Carondelet Ave., (314) 725-7285
San Francisco 94111	Richard R. Butera 425 Battery St. (415) 362-4600

A

Air King Corp. 105
American Olean Tile Company 4th Cover
Andersen Corp. B-4-5
Armstrong Cork Co. 2nd Cover

B

Bommer Spring Hinge 118

C

Cabot, Inc., Samuel 117
Caradco Division of Scovill Mfg. Co. 107
Celanese Coatings Co. 17
Certain-Teed Products Corp., Gustin-Bacon-Polystructures Div. 113-114
Compotite Shower Pan 101

D

Delaware Management Co., Inc. 104
DuPont De Nemours & Co., Inc., E.I. 19

F

Flintkote Co. 115
Follansbee Steel Corp. 102

G

General Electric Co. B-2
General Electric Co. Laminated Products Textolite 9
Georgia-Pacific Corporation 18

H

Hadco Products Inc. B-3
Hall Mack Div. 118
Harcraft Division of Harvey Aluminum 122
hc Products Co. 109-110

J

Jute Carpet Backing Council, Inc. 14

K

Kohler Company 99

L

Lennox Industries, Inc. B-9
Leviton Mfg. Co., Inc. 8

M

Medusa Portland Cement Co. B-8
Montgomery Elevator Co. B-6

N

NATIONAL FLOOR PRODUCTS INC. 3rd Cover
National Gypsum Co. B-12-13
National LP Gas Market Development Council B-14
Northrop Architectural Systems B-17

O

Olympic Stain Company B-11
Onan Div., Studebaker Corp. B-23

P

Pella Rolscreen Co. 11-12
Potlatch Forests, Inc. B-15
PPG INDUSTRIES, INC. B-7
PPG INDUSTRIES, INC., Commercial Glass 4-5
PPG INDUSTRIES, INC., Rez Company 119
Prescolite Mfg. Corp. 13
Price Pfister Div. 16

R

Red Cedar Shingle & Handsplit Shake Bureau 15
Rez Company 119
Rohm and Haas Company 10, 20

S

Shakertown Corp. B-19
Sherwin-Williams Co. B-16
Simpson Timber Co. 103
Slater Electric, Inc. 3
Speakman Company B-1
Stanley Hardware 121
Sub-Zero Freezer Co., Inc. 100

T

Thiokol Chemical Corp. 106
Toastermaster Div., McGraw-Edison Co. 104
Tyler Pipe Industries B-22

U

Universal Rundle Corp. B-18


V

Vega Industries Inc. B-10

W

Western Wood Products Assn. 6-7

Let's take it from the top



For style and quality, the one at the top—and it doesn't matter how many hinges you look at—is Stanley's CB1900. We call this one *LifeSpan*. The slimmest, longest life, *concealed* bearing hinge manufactured today. So unusual, we've even had it patented. So fine, it meets every architectural challenge. So great, we guarantee it for the life of the building.

Of course, there's also the BB600 *Slimline*—the first three-knuckle ball bearing hinge made.

And FBB179—our five-knuckle, flush bearing design hinge—has been the *standard* of the industry for years.

No question about it, they're all great hinges. But if you really want the best, take it from the top. Address inquiries to Stanley Hardware, Division of The Stanley Works, New Britain, Connecticut 06050. In Canada: The Stanley Works of Canada, Ltd.

STANLEY



helps you do things right

New elegance for the bath...

Crystal Glo



Also available with heavy plate 23 karat hard gold finish.

Harcraft

Great music... fine paintings... exceptional works of art never go out of style. Exceptional design also endures. Harcraft's CRYSTAL GLO,[®] in a few short years, has become a standard of excellence in the building industry. The signature of the home builder who cares about elegance... about people... is the signature of the builder who specifies CRYSTAL GLO.

To complement the magic of CRYSTAL GLO, Harcraft will soon introduce a new low-cost line of plumbing brass.

Write or call us. We'll gladly arrange a personal presentation. And prove, once again, that homes and apartments equipped with Harcraft do sell faster.

HARCRAFT BRASS Division of Harvey Aluminum
19200 South Western Ave., Torrance, California 90509
Phone: (213) 775-2181

For more data, circle 54 on inquiry card

UNIFLORTM : THE VINYL FLOORING TO SPECIFY WHEN YOU'RE CONCERNED WITH PRACTICAL ELEGANCE

UNIFLOR is a handcrafted tile floor made in *six foot wide rolls!* It's unlike any vinyl flooring you've ever seen. Each classic design is custom made by skilled artisans at the factory. Texture and mortar lines are so authentic that only an expert can be sure it isn't imported handset marble tile. In fact, it's easier to keep clean and bright than genuine stone.

The unique construction of UNIFLOR permits a completely seamless installation at any grade level, over practically any subfloor. This means no unsightly cracks to open up and spoil the finished beauty of the floor. .095" thickness makes it suitable for heavy traffic areas.

May we send you samples and more information about UNIFLOR, and other resilient flooring products designed for residential and commercial interiors? Call or write.



CREATIVE INNOVATIONS
IN FLOORING



Pattern shown is WINFIELD

NATIONAL FLOOR PRODUCTS COMPANY, INC.
P. O. Box 354 Florence, Alabama 35630 (205) 766-0234

This floor stays old-looking for years.

Does new Primitive ceramic tile remind you of Spanish castles? Or primitive handcrafts?

Do you know it will never lose its roughhewn texture? Or its flashed colors?

New Primitive ceramic tile is a natural material. It's honest. Earthy. It's made of American clay. Fired in

American Olean kilns. Tile by tile.

Primitive comes in a variety of shapes and colors. And it's just one of our new natural beauties.

Send 10¢ for your brochure on tile decorating ideas for your house or condominium to: American Olean Tile Company, 1383 Cannon Ave., Lansdale, Pa. 19446.



New Primitive™ ceramic tile. It's the natural thing to use.

**American
Olean**
A Division of National Gypsum Company

For more data, circle 56 on inquiry card