

EASTWOOD, ROOSEVELT ISLAND, NEW YORK CITY, BY SERT, JACKSON ASSOCIATES

THREE BUILDINGS BY FUMIHIKO MAKI OF JAPAN

THE LOS ANGELES 12


PROTOTYPE POSTAL FACILITIES BY LYLES, BISSETT, CARLISLE & WOLFF

BUILDING TYPES STUDY: THE CASE FOR HIGH-DENSITY, HIGH-RISE APARTMENTS

FULL CONTENTS ON PAGES 10 AND 11

ARCHITECTURAL RECORD

AUGUST 1976 **8** A MCGRAW-HILL PUBLICATION FIVE DOLLARS PER COPY



Now...glazing that without going

That's LUCITE® AR abrasion resistant sheet. This high-quality glazing material resists vandalism and breakage. And more — "Lucite" AR has a tough, clear fluorocarbon hide that makes it 15 times harder to abrade and haze than conventional plastic sheet.

Which means the glazing you specify can be cleaned year after year without losing its clarity. And exposure to all kinds of


weather conditions leaves "Lucite" AR essentially unchanged.

These are the major reasons why Robert Moran, a West Orange, N.J. architect, specifies "Lucite" AR for school buildings such as the Essex County Technical Careers Center in Newark, N.J. And why an increasing number of urban school districts, from Philadelphia to Atlanta, are specifying it.

You can get "Lucite" AR in



Glazing applications of "Lucite" AR in public institutions, banks, door lights and partitions.



Essex County Technical Careers Center, Newark, N.J. Robert Moran, Architect

gets tough on vandalism soft on abrasion.

solar tints to reduce air conditioning loads. Its low heat conductivity (K 1.2) reduces winter heat loss. It is thermoformable and easily fabricated to meet your design requirements.

"Lucite" AR complies with ANSI Z97.1 1966/72 performance specifications for safety glazing used in buildings. It is finding increasing application as security glazing in banks, public institutions, and in bus

shelters, animal enclosures, door lights, partitions and hockey rinks.

Look for us in Sweet's Catalog (8.26/Du) or check "Lucite" AR abrasion resistant sheet yourself. Let us send you a test kit that demonstrates the abrasion resistance of "Lucite" AR. Write: Du Pont Company, Room 24940, Wilmington, DE 19898, or call (302) 774-2629.

The difference is clear with
LUCITE® AR
ABRASION RESISTANT SHEET



For more data, circle 4 on inquiry card

Letters to the editor

Your May issue is now, and will remain, an essential document for all who still think the world can be made a better place to be.

I hope and trust that this exceptional piece of journalism is just a beginning. Since I am not aware of anyone else, however, who will keep such an international outpouring of design talent from withering and dying, I respectfully suggest that your organization must.

Of course, those who rose to the challenge are not necessarily entitled to an ongoing effort to transform a contest into a new and dynamic professional development. But I do believe a couple of billion people are entitled.

*William Houseman, Editor
The Environment Monthly
Bronx, New York*

The May issue of RECORD on "Human Settlements" is a truly remarkable undertaking. I have read it only twice so far and find much still available and asking for further observation.

This kind of a magazine issue is a reflection of a proud profession stating goals of great import—yet, still looking for the guidance to begin fulfillment of the omnipresent needs.

*John D. Bloodgood, AIA
Des Moines, Iowa*

I congratulate you on your public spirit in drawing attention to the immense housing problem of the developing countries around the world, and in offering constructive proposals.

It is my hope that by giving Government Ministers and senior officials the opportunity to study the winning designs in the exciting competition you organized, you will have provided a real challenge to them to deal with this particularly urgent problem of our time.

*Sir John Prideaux,
Chairman,
National Westminster Bank, Ltd.
London, England*

You are to be congratulated on your issue on "Human Settlements." Most striking about the solutions in your architectural contest for the problem of handling hundreds of thousands of urban squatters is the fact that the architects stuck with local building products readily available and included huge elements of self-help—the only way that those problems can be solved not only in the Third World, but in our world, too, as we have seen in trying to handle slums in places like New York City, Cleveland and Detroit.

Your effort was an outstanding one and well worth the try to show that it would be possible to do something for the squatters, if only we could make our world governments work a little better.

*Richard W. O'Neill
Housing Advisory Council, Ltd.
Lakeville, Connecticut*

Needless to say, I was disappointed when RECORD (formerly my favorite architectural periodical) in its June News Reports omitted one of the architects nominated to the NIBS board, namely,

*Rudard A. Jones, AIA
Research Professor of Architecture
and Director, Small Homes Council-
Building Research Council*

I wish to respond to Robert Miller's piece of new journalism about New Haven's Dixwell Fire Station, June 1976, in part because I had the same architectural training, though a few years later, and consequently am embarrassed that his views should be considered representative.

The problem with the "inclusivists" is that the expression of their doctrine has rapidly become as strident as that of the "monumentalists" they scorn. Although Mr. Miller's essay is fun to read, in a baroque ingroupish sort of way, he unfortunately relies for most of his points on distortions and inaccuracies.

For example, the "ring road" that he projects as a current threat has been dead for at least five years. For another, at least half of New Haven's renewal areas (5 out of 9, to be exact) are not clearance projects. Instead they are neighborhood conservation projects focusing on residential rehabilitation, parks, schools and other small-scale public amenities.

Mr. Miller has also got his good guys/bad guys theory totally confused regarding town-gown relations with Yale, which have been much more cooperative over the years than he allows.

With the critical hindsight fashionable in the '70s, he condemns a whole era that brought a new optimism and energy to the city. Sure, there were mistakes, but the level of professionalism and commitment was much too high to be dismissed with jokes and oversimplifications.

I agree with only two things in Mr. Miller's piece: the firehouse is a splendid building, and New Haven has an eccentric, charming, and wholly unpredictable architectural personality.

*Susan E. Hochschild
New Haven, Connecticut
Redevelopment Agency*

Calendar

AUGUST

2-13 Washington Women Architects Exhibition, on display at the Inter-American Development Bank Gallery, Washington, D.C.

23-25 The National Structural Engineering Conference, Madison, Wis. Contact: Prof. C. G. Salmon, Engineering Building, University of Wisconsin, Madison, Wis. 53706.

SEPTEMBER

1-19 Art by Architects Art Show, Valley Bank Center, Phoenix, Ariz. Show is being held in connection with the AIA Western Mountain Regional Conference on Energy at Mountain Shadows Resort, Scottsdale, Ariz. Contact: Renae Lindley, AIA Collaborating Arts Committee, 384 E. Coronado Rd., Phoenix, Ariz. 85004.

3, 10, 17, 24 Conference on Solar Energy Applications for Buildings, Oakland Museum, Oakland, Calif.

17-18 Two-day course on "Firesafety in Buildings," Massachusetts Institute of Technology, Cambridge. Co-sponsored by University Extension, University of California, Berkeley, and MIT. Contact: Continuing Education in City, Regional, and Environmental Planning, University Extension, University of California, 2223 Fulton St., Berkeley, Calif. 94720.

21-22 New York University's School of Continuing Education seminar, "Energy Management in Buildings." Contact: Ms. Heidi E. Kaplan, Information Services Manager, Dept. 14NR, New York Management Center, 360 Lexington Ave., New York, N.Y. 10017.

OCTOBER

12-15 "Noise and Vibration Control of Mechanical and Electrical HVAC Equipment in Buildings," Cambridge, Mass., a course conducted by Bolt Beranek and Newman Inc. Contact: Miss Gloria A. Cianci, Bolt Beranek and Newman Inc., 50 Moulton St., Cambridge, Mass. 02138.

17-20 National Lighting Convention/Seminar, Dunes Hotel, Las Vegas, sponsored by the American Home Lighting Institute (AHLI). Contact: Barbara Kuehn, American Home Lighting Institute, 230 N. Michigan Ave., Chicago, Ill. 60601.

19-20 New York University's School of Continuing Education seminar, "Energy Management in Buildings," San Francisco. Contact: Ms. Heidi E. Kaplan, Information Services Manager, Dept. 14NR, New York Management Center, 360 Lexington Ave., New York, N.Y. 10017.

ARCHITECTURAL RECORD (Combined with AMERICAN ARCHITECT, ARCHITECTURE and WESTERN ARCHITECT AND ENGINEER)

August 1976, Vol. 160, No. 2. Title © reg. in U.S. Patent Office copyright © 1976 by McGraw-Hill, Inc. All rights reserved. Copyright not claimed on front cover and editorial four-color separations. Indexed in Reader's Guide to Periodical Literature, Art Index, Applied Science and Technology Index, Engineering Index, and The Architectural Index. Published monthly except May, August, and October when semi-monthly, by McGraw-Hill, Inc. Quotations on reprints of articles available. Every possible effort will be made to return material submitted for possible publication (if accompanied by stamped, addressed envelope), but the editors and the corporation will not be responsible for loss or damage.

EXECUTIVE, EDITORIAL, CIRCULATION AND ADVERTISING OFFICES: 1221 Avenue of the Americas, New York, N.Y. 10020. Other Editorial Offices: 425 Battery Street, San Francisco, Cal. 94111. PUBLICATION OFFICE: 1221 Avenue of the Americas, New York, New York 10020. Second-class postage paid at New York, New York 10001 and at additional mailing offices.

OFFICERS OF MCGRAW-HILL PUBLICATIONS COMPANY: Gordon L. Jones, president; Paul F. McPherson, executive vice president; J. Elton Tuohig, executive vice president-administration; Gene W. Simpson, group vice president; senior vice presidents: Ralph Blackburn, circulation; John B. Hoglund, controller; Ralph R. Schulz, editorial; David G. Jensen, manufacturing; vice presidents: James E. Boddorf, planning and development; Edward E. Schirmer, marketing administration.

CORPORATION OFFICERS: Harold W. McGraw, president, chief executive officer and chairman of the board; Robert N. Landes, senior vice president and secretary, Ralph J. Webb, treasurer.

SUBSCRIPTIONS: Subscriptions solicited only from architects and engineers. Position, firm connection, and type of firm must be indicated on subscription orders. Please allow 4-12 weeks for shipment.

CHANGE OF ADDRESS or subscription service letters should be forwarded to Fulfillment Manager, ARCHITECTURAL RECORD, P.O. Box 430, Hightstown, N.J. 08520. Provide old and new addresses, zip code or postal zone number. If possible, attach issue address label. Annual subscription prices: U.S., U.S. possessions: \$15.00 for architects, engineers and other individuals in the fields served; others \$24.00. Canada: \$17 for architects, engineers and other individuals in the fields served; others \$26.00. Other countries: \$30.00 to architects, engineers; others \$40.00. Single copies \$5.00. GUARANTEE: Publisher agrees to refund that part of subscription price applying to unfilled part of subscription if service is unsatisfactory.

ASSOCIATED SERVICES/McGraw-Hill Information Systems Co.: Sweet's Catalog Files (Architectural, Light Construction, Interior Design, Industrial Construction, Plant Engineering, Canadian Construction), Dodge Building Cost Services, Dodge Reports and Bulletins, Dodge/SCAN Microfilm Systems, Dodge Management Control Service, Dodge Construction Statistics, Dodge regional construction newspapers (Chicago, Denver, Los Angeles, San Francisco).


THIS ISSUE is published in national and separate editions. Additional pages of separate edition numbered or allowed for as follows: Western Section 32-1 through 32-4. POSTMASTER: PLEASE SEND FORM 3579 TO Fulfillment Manager, ARCHITECTURAL RECORD, P.O. Box 430, Hightstown, N.J. 08520.



NEW
a chemical-resistant
laminates in bright colors!



WILSON ART BRAND
CHEM-SURF^{T.M.}
—the beginning of the end
of drab labs.



Finally, color comes to laboratory surfaces with Wilson Art brand CHEM-SURF, the new chemically resistant high-pressure laminated plastic, available in more brilliant hues than the rainbow. You now can specify bright, cheerful colors instead of the old, drab black and gray work surfaces.

Color-enhanced decors are further modernized by Soli-Core™, a chemical-resistant high-pressure laminated plastic, available in more brilliant hues than the rainbow. You now can specify bright, cheerful colors instead of the old, drab black and gray work surfaces.

- Virtually unaffected by over 100 reagents in stain-resistance tests
- Perfect for horizontal or vertical surfaces in pathogenic, dental, medical, photo or institutional labs.
- Great for hospital nurses' stations and kitchens, plus many other institutional and commercial applications.

WRITE for your free literature packet with full specifications information to Wilson Art Co., 600 General Bruce Dr., Temple, TX 76501

Tomorrow's design innovations today
WILSON ARTTM
WILSON ART BRAND LAMINATED PLASTIC

Copyright © 1976 Ralph Wilson Plastics Co. Temple, Texas
Wilson Art — manufacturers of Wilson Art high-pressure laminated plastics, Chem-Surf, Tuf-Surf, Dor-Surf, Metallics, Wilsonwall and adhesives

WAREHOUSES: ATLANTA • BOSTON • CHICAGO • DALLAS • DENVER • LOS ANGELES • MIAMI • NEW JERSEY • NEW YORK • SAN FRANCISCO • SEATTLE • TEMPLE, TEXAS

For more data, circle 5 on inquiry card

Rosemount introduces an office system with built-in peace and quiet.

You are looking at a uniquely quiet, uncommonly versatile new open plan system.


The quiet comes from interlocking panels that are five acoustical layers thick. (Sound absorbency test results available upon request.)

The versatility comes from three areas: (1) Straight and curved panels

The Rosemount System is built around new, sound-hungry acoustical panels. Up to four panels can be connected to a single post. Choice of straight — in several widths and heights — or curved.

Flipper door opens into, not over, cabinet, allowing cabinet top to be used for either functional or aesthetic purposes.

Work surfaces are available in several widths and depths and can be mounted at any height. Standard color is neutral "putty." Special accent colors are also offered.



Tub file bin with hinged top holds two or three tubs which are adaptable to legal or letter size material.

that let you move in any direction, (2) office components that are engineered to human needs, permitting you to make the most efficient, productive and comfortable use of space, and (3) simple assembly and installation procedures that make set-up quick, easy.

Call 800-328-8402.

Rather than wait two or three weeks for a reader service card to get action, call our toll-free number and have us rush Rosemount System literature to you the same day. Or write: Rosemount Office Systems, Inc., Box D, Airlake Industrial Park, Lakeville, MN 55044.


Smooth sliding file drawers and standard utility drawers attach to bottom of any work surface, individually or in combination. Four standard colors.

Panel face is a new, rugged, sound-absorbent fabric, developed for Rosemount. Seven colors offered.

Unique mounting conceals all slots, eliminates gaps, prevents components from being accidentally pulled out.



Because there are unusually few parts required, two people can install the Rosemount System fast, remodel it easily. In addition, a smaller, more precise inventory can be maintained for future changes.




Covered by Rotopanel Patent #3,605,851.
Additional patents pending.

For more data, circle 6 on inquiry card

Order and simplification are the first steps toward the mastery of a subject...

Thomas Mann, 1924



First Federal Plaza, Austin, Texas
Brooks, Burr, Graeber, and White; Architects

Those are the principles that Amarlite had in mind when we designed the PBS-383 thermal barrier wall system. Order and simplification in construction mean a simplified installation procedure, almost maintenance-free usage, and an orderly cost/delivery schedule that keeps your project moving as smooth as glass.

Designed for medium- and high-rise applications, the PBS-383 is a stick-type system with a highly efficient thermal barrier preventing heat transfer from exterior to interior.

PBS-383 uses snap-on glazing beads at the interior horizontals to provide a wall system that may be glazed from either the interior or exterior, depending upon building design and job conditions. PBS-383 is available for use with single or double glazing and may be adapted to a

variety of glazing thicknesses by using snap-in adapters.

The mullion width is 2½" for a truly monumental appearance, and snap-on covers with ⅝" depth are available to comply with requirements for a shallow-faced mullion when used with environmental glass.

Get the rest of the facts, plain and simple, from Amarlite. Or check 8.14/An in Sweet's.

When it comes to curtain walls, you'll find that we've mastered the subject in order to make it simpler for you.

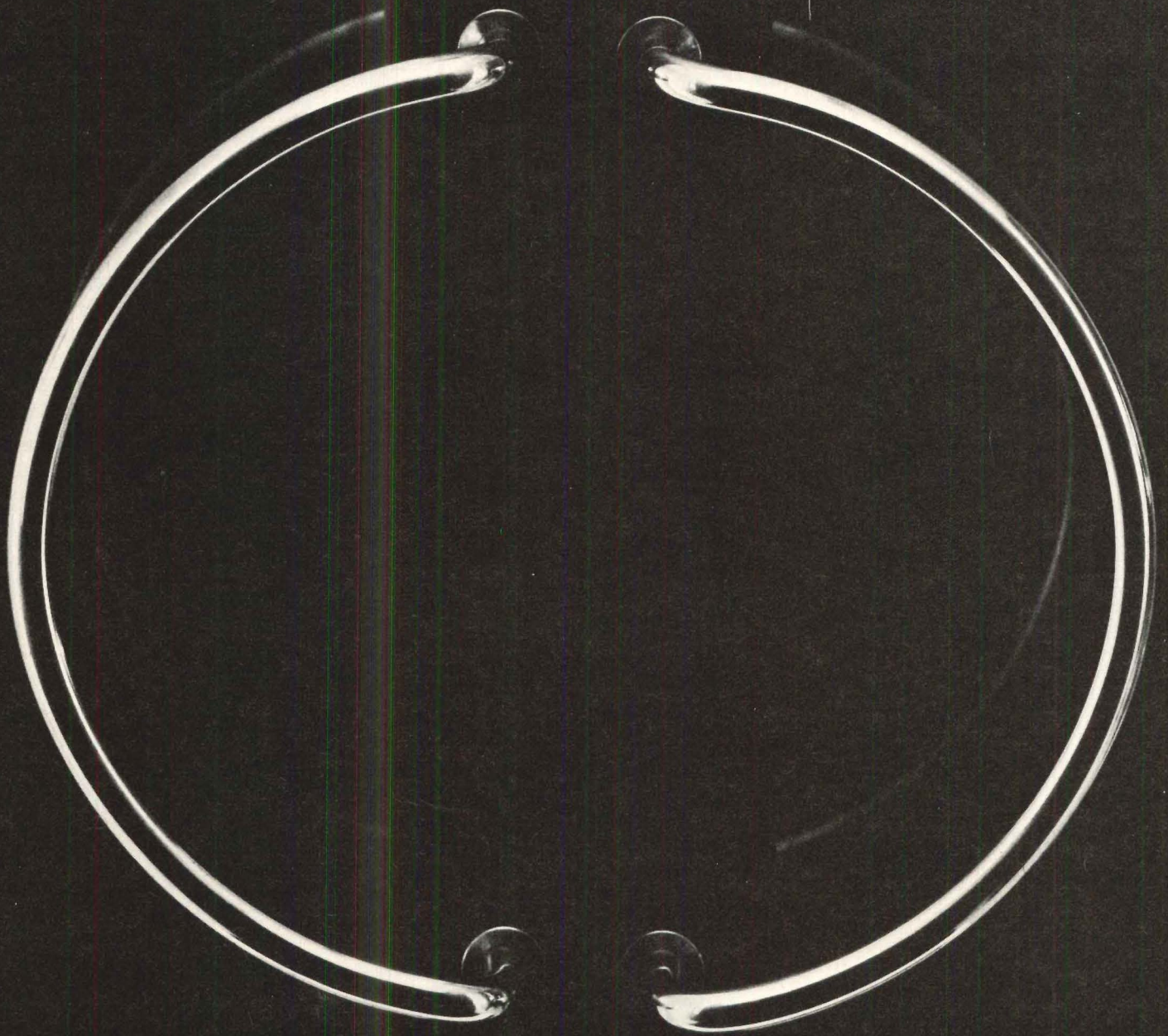
Going places together with

AMARLITE®

Main Office: P.O. Box 1719, Atlanta, Georgia 30301—Phone: (404) 691-5750

ANACONDA  **Aluminum
Division**

For more data, circle 7 on inquiry card




Doorpulls: The New Minimal Look

Simple geometric forms in thin, clean, precise stainless steel.

A range of sizes up to 24" in length in several finishes.

Forms & Surfaces Box 5215 Santa Barbara, Calif. 93108 (805) 969-4767

FORMS + SURFACES



Cover: Eastwood, Roosevelt Island
New York, New York
Architects: Sert, Jackson Associates
Photographer: © Steve Rosenthal

EDITOR

WALTER F. WAGNER, JR., AIA

MANAGING EDITOR

HERBERT L. SMITH, JR., AIA

SENIOR EDITORS

ROBERT E. FISCHER

MILDRED F. SCHMERTZ, AIA

ASSOCIATE EDITORS

GERALD ALLEN

GRACE M. ANDERSON

BARCLAY F. GORDON

CHARLES E. HAMLIN

CHARLES K. HOYT, AIA

WILLIAM MARLIN

ASSISTANT EDITOR

JANET NAIRN

PRODUCTION EDITOR

ANNETTE K. NETBURN

DESIGN

ALEX H. STILLANO, Director

ALBERTO BUCCHIANERI, Associate

ANNA-MARIA EGGER, Assistant

MURIEL CUTTRELL, Illustration

J. DYCK FLEDDERUS, Illustration

JAN WHITE, Consultant

EDITORIAL CONSULTANTS

EDWARD LARRABEE BARNES, FAIA

JONATHAN BARNETT, AIA, Urban design

GEORGE A. CHRISTIE, JR., Economics

ERNEST MICKEL, Hon. AIA, Washington

PAUL RUDOLPH, FAIA

Foreign architecture:

L'Architecture d'Aujourd'hui, Paris

McGRAW-HILL WORLD NEWS

RALPH R. SCHULZ, Director

9 domestic and 10

international news bureaus:

Bonn, Brussels, Buenos Aires,

London, Milan, Moscow, Paris,

Singapore, Tokyo, Toronto.

SALES MANAGER

LOUIS F. KUTSCHER

CIRCULATION MANAGER

HUGH S. DONLAN

ASSISTANT TO THE PUBLISHER

ELIZABETH HAYMAN

PUBLISHER

BLAKE HUGHES

THE RECORD REPORTS

13 Editorial

Some random thoughts on celebrations, sailboats and cities

4 Letters/calendar

33 News in brief

Short items of major national interest.

35 News reports


Jimmy Carter's stands on new policies in numerous areas of concern to the construction industry. Developments concerning proposed architectural recertification programs. Buffalo, New York gets OK for new transit system, but Denver gets rejection by Urban Mass Transportation Administration.

36 Human settlements: world news

A report on the United Nations Conference on Human Settlements in Vancouver, British Columbia.

39 Buildings in the news

State Compensation Insurance Fund Home Office Building, San Francisco. Miller Brewing Company's Corporate Headquarters, Milwaukee. R. J. Reynolds Industries, Inc. foreign operations headquarters, Winston-Salem, N.C. Charleston, S.C. museum (below). Indiana University Art Museum Building, Bloomington, Ind. Wallraf-Richartz Museum, Cologne, Germany.



© Steve Rosenthal

ARCHITECTURAL BUSINESS

53 Planned parenthood: how to beget and raise a branch or subsidiary.

Bradford Perkins, of Llewelyn-Davies Associates, outlines the conditions and guidelines for expanding a firm's services and locations.

59 Building costs

Low-rise apartment costs from Dodge Building Costs Services.


61 Building activity

The Dodge/Sweet's Construction Outlook: A mid-year update by George A. Christie, vice president and chief economist for McGraw-Hill Information Systems Company, offers an outlook that puts greater emphasis on non-residential buildings and apartments.

FEATURES

69 The work of Fumihiko Maki

The National Aquarium at Marine Life Park on Okinawa (page 70), the Kuragaike Commemorative Hall of the Toyota Company near Nagoya (page 74), and the Osaka Prefectural Sports Center (page 78), derive formal properties from the physical facts of environment, disclosing the theoretical source of one of architecture's most compelling minds. With an essay by architect Heather Willson Cass.



Kaneaki Morima

81 The Los Angeles 12

A new traveling exhibition about Los Angeles and the work of twelve distinguished Los Angeles architects shows that—in both thought and deed—architecture is alive and well in the city of angels.

91 Hunter Museum of Art
Chattanooga, Tennessee

Perhaps too few modern-day buildings can simultaneously conjure an image of romance and still stand as legitimate architecture. But architects Derthick & Henley's just completed museum expansion accomplishes just such a feat by a successful visual balance of nature, an old mansion, and a large new structure. And the result shows what such a sympathetic blend can produce: a complex without stylistic gimmickry—and with a sense of place.

95 Pre-engineered post offices
rise in Southeast

An earnest effort by the U.S. Postal Service to get higher quality design at a cost it can afford has resulted in a new prototypical structure. Designed by LBC&W of South Carolina, the new building has already been adapted to several sites, and others will follow.

BUILDING TYPES STUDY 491

100 Design alternatives for
low-to-moderate-income urban housing

High-rise, high-density housing does not have to be as inhumane as too many critics are now saying. If combined with medium- and low-rise elements and thoughtfully designed to a program that incorporates a broad range of community facilities, it can be very humane indeed.

102 Eastwood, Roosevelt Island, New York City

Designed by Sert, Jackson, Associates, it is a highly experimental and innovative new-town-in-town.

108 Riverview, Yonkers, N.Y.

Also by Sert, Jackson, Associates, it is designed as a prototype for the development of other sites in Yonkers.



© Steve Rosenthal

110 Twin Parks East, Bronx, N.Y.

Designed by Giovanni Pasanella Associates, it incorporates two schools and a center for the aged.

114 Mott Haven Infill, South Bronx, N.Y.

Designed by the firm of Ciardullo Ehmann, it represents a low-rise, lost-cost approach.

ARCHITECTURAL ENGINEERING

123 Product reports

125 Office literature

152 Classified Advertising

154 Advertising Index

157 Reader Service Inquiry Card

COMING IN MID-AUGUST

The third annual issue of Engineering for Architecture featuring:

- 1) Twenty-six pages of case histories demonstrating effective collaboration between architect and engineer;
- 2) Consultants to consultants. Interviews with a number of specialized consultants such as wind-tunnel experts, energy specialists, illuminating specialists;
- 3) Engineering Options for the Architect: examples from the work of Gensert Peller Mancini Associates showing how early studies by this structural engineer give his clients alternatives in terms of both design and economics.
- 4) Ideas: twelve pages devoted to new developments in solar energy design plus inventive solutions in other fields;
- 5) a report on RECORD's Round Table: The Technical Backup for Architecture;
- 6) Lighting: No Longer the Stepchild of Architecture. Impressive solutions to effective lighting with low energy usage.

NEXT MONTH IN RECORD

**Building Types Study:
Public Administration Buildings—
How well are we designing
for the public realm?**

The question of the quality and the efficiency of our public architecture has lately become a subject of increasing concern both to architects and to governmental agencies. The September Building Types Study will present some of the most notable successes.

New Highspire Travertone™ from Armstrong. It's what "first class" was always meant to look like.

It's the newest addition to top-of-the-line architectural ceilings from the manufacturer with the top-of-the-line reputation. Highspire Travertone. The noncombustible mineral-fiber ceiling tile from Armstrong that provides a whole new dictionary of meanings for words like "quality" and "elegance."

Produced by an exclusive process that endows it with a deeper, richer textured surface, Highspire

Travertone gives you the look of luxury any way you look at it. And it's available in 12" x 12" tiles as well as in 24" x 24" tegular-edged units that are installed in an exposed-grid system.

So when first class is the only way to go, Highspire Travertone could well be the only one you'll want to go with. To learn more, write Armstrong, 4207 Rock St., Lancaster, Pa. 17604.



FROM THE  INDOOR WORLD® OF

Armstrong

For more data, circle 1 on inquiry card

Some random thoughts on celebrations, sailboats, and cities

In an article last month on "The Shape of Celebration," the authors wrote that "if we go about it carefully, we can design the mysterious dimensions of celebration right into our public realm. . . ." Couldn't help thinking about those "mysterious dimensions" as—with quite a few million other people—we headed into New York City to see the ships of Operation Sail. Such an effective job of warning people about driving to the city had been done that the trains were jammed (so jammed that the conductors couldn't get through to collect tickets). And do you know that no one complained—indeed everyone was making sort of a party out of the trip. Instructions on how to use the subway to reach vantage points along the river were cheerfully given. There were almost no cars on the city streets, and people walked towards the river laughing and swinging their picnic baskets. New York's ubiquitous hot-dog vendors slapped on the sauerkraut and mustard with uncommon style and élan; people were polite even at the most crowded viewing points; and the policemen seemed to be looking, at least this day, not for trouble but for ways to help.

New York City hasn't had an awful lot to be festive about lately—but the City (if you can personalize eight million residents and five or more million visitors) had a wonderful time on the Fourth of July—and the mood seems to be sticking. It's as though everybody had such a good time swinging through the streets being pleasant to each other that they decided to keep it up even though the celebration was over and the ships have slid down the river and headed off for other cities or for home.

I'm not sure (though I'd guess) that the same "mysterious dimension" was at work in other cities—and if it was at work, I think we ought to give the most serious thought as to how we can recapture it regularly. Last month's article on "The Shape of Celebration" concluded that "We need a great many more splendid places [and events] to inspire and nurture the outpouring of joy in our cities. All that is needed to make more of them happen . . . is a methodical, pragmatic process. If we go about it carefully, we can literally design the mysterious dimensions of celebration right into our public realm." The Fourth of July sure suggests we ought to try.

A related, not-too-serious thought: As the ships and boats of Operation Sail (not just the square riggers, but the contemporary ocean racers and the spectator fleet) moved down the river, I couldn't help but wonder if there were

some design (or design-philosophy) lessons for architects and engineers in the work of the naval architects. Racing sailboats are of course beautiful—and it is a totally lean and functional kind of beauty. Their engineering is "on the edge"—everything is as strong as it needs to be but not an ounce heavier than that. Ocean cruising boats tend to be more conservative—with hulls designed to move comfortably though the sea rather than move as fast as possible. Sails and fittings and equipment are designed with a safety margin—and there are even elements of decoration for the sake of decoration: teak trim outside, mahogany paneling inside, bronze fittings instead of super-engineered stainless, maybe even a beautiful wooden mast and boom instead of the mandatory special-alloy go-fast aluminum of racing boats. In either case, there is a kind of perfection and level of excellence that we might consider. Naval architecture, like "our" architecture, is a very personal art. It has its design superstars, like Ted Hood and Charley Morgan and Doug Peterson, who while they use computers in their calculation still make their boats go better because they are just a bit better at putting their pencil points in the right place. And—as in the design of buildings—there is, after all these years, no one right way—and therefore continuing experimentation. If you've never done it, go take a look at a big sailboat someday and wonder if there are any lessons.

To go back to cities for a moment: In our December issue, RECORD is going to examine the role of architects in rebuilding the vitality of our smaller cities and towns—by finding ways to keep industry in town, restoring worthwhile older buildings, building key new elements of housing and commercial space, recycling less-than-landmark but nonetheless-worthwhile older buildings for new use—and by devising new planning concepts that will tie all this together. If you've been involved in, or know about, such a "revitalization" effort, please drop me a line and tell me about it. We're interested in finding and publishing real success stories—not "dream designs" but real projects that are complete or at least well underway, that are well accepted by the people of the town, and—most especially—that are soundly financed. Our hope is that with this issue we can demonstrate the role of the architect not just as designer and planner; but perhaps as developer and most certainly as catalyst for real community effort.

—Walter F. Wagner Jr.



LEXAN[®] is SHEET guaranteed against breakage.

What do you make of that?

Whatever you make of it will withstand the worst punishment possible. LEXAN sheet is guaranteed against breakage,* even under the blows of a sledgehammer or the onslaught of a steamroller. That means lower replacement costs, more economy. LEXAN sheet is UL listed Burglar Resistant, complies with the Safety Glazing A.N.S.I. (Z97.1) standard and OSHA requirements. And new F-2000 flame-retardant grade meets the highest standards for reduced flammability.

There's LEXGARD[®] bullet-resistant laminate which meets UL ballistic level ratings up to a .44 Magnum (UL 752 standard).

For industrial glazing PROTECT-A-GLAZE[™] sheet offers an attractive, clear and tinted, translucent glazing for durability with economy.

And architects are finding more and more applications. LEXAN sheet is being used for lighting panels and lenses which are light weight and provide high light transmission.

Tough skylights.

LEXAN sheet's high impact resistance, clarity, and weather resistance make it ideal for durable, attractive skylights.


Photo: Nashville House
Nashville, TN
Architect: Robert Lamb Hart/HKS

NOTICE:

LEXAN[®] SHEET IS THE LEAST COMBUSTIBLE SAFETY GLAZING PLASTIC SHEET BUT WILL IGNITE WHEN EXPOSED TO AN IGNITION SOURCE IN EXCESS OF 800 F (426°C).

FOR MAXIMUM SAFETY...


- Advise local fire officials of LEXAN glazing installations.
- Consider sprinkler systems for additional safety.
- Check local codes for construction applications.
- Observe fire precautions similar to wood.
- Consider emergency access sash construction.



Safe school windows.

In school systems throughout the USA, LEXAN sheet secures buildings against vandalism and theft, with LEXAN sheet providing up to 25% more insulation than comparable thicknesses in glass.


Photo: Walt Disney Magnet School
Chicago, IL
Architect: Perkins & Will



Long lasting enclosed walkways.

Domes and enclosed walkways of LEXAN sheet are weather resistant, color stable, and offer high light transmission.

Photo: Provincial Court & Remand Centre
Calgary, Alberta, CANADA
Architects: Long Mayell & Associates



Light weight solar collector panels.

LEXAN sheet .040 and .080 mils thick offers high light transmission, physical toughness, high heat stability, and environmental resistance.

Photo: Grover Cleveland Junior High School
Dorchester, MA



Strong passenger shelters.

Durable passenger shelters with LEXAN MR-4000 mar resistant panels protect passengers from the weather, and resist damage by vandals.

Photo: TRI-MET System
Portland, OR
Architect: Skidmore, Owings & Merrill

Whatever you design that needs to be transparent, tough, and attractive—and safe—there's a grade of LEXAN sheet to design it with.

LEXAN[®]
SHEET
Get behind it.

GENERAL ELECTRIC

General Electric Plastics: What the world is coming to.

See Sweet's Architectural Catalog Ref. 8.26/GE

® Registered Trademark of General Electric Company
TM Trademark of General Electric Company

*Guaranteed by General Electric against breakage. If at any time during a three-year period from date of purchase, LEXAN sheet when used for glazing is broken, General Electric, as its sole responsibility under this guarantee, will give the purchaser a new LEXAN sheet.

GENERAL ELECTRIC CO.
Sheet Products Section
1 Plastics Avenue
Pittsfield, MA 01201

For more data, circle 9 on inquiry card



Tectum Roof Deck. If you've had an earful of OSHA.

The passage of the Occupational Safety and Health Act (OSHA) makes noise control in manufacturing plants a primary consideration. Gold Bond® Tectum® Roof Deck gives you structural strength and depending upon thickness, a sound absorbing ceiling with up to .80 noise reduction coefficient.

And if you add Tectum wall panels, as Boeing did in its former 737 final assembly building, shown at left in 1969 photo, it's easier to minimize noise even if supplementary close-to-machinery baffles are required.

A Tectum Roof Deck absorbs rather than reflects noise to assist in "knocking down" the overall sound level to make it easier to comply with OSHA standards.

Tectum is adaptable to plant renovation. When OSHA requires better sound

absorption, Tectum wall and ceiling panels help lower noise levels.

Tectum is beautiful, but beauty is just a bonus. Here, it's a lightweight, but structurally strong roof deck suitable for built-up roofing. A thermal insulator with a 0.57 "k" factor.

Tectum is applicable to flat or pitched roofs with steel, wood or concrete framing. Tectum is durable because of the way it's put together. An exclusive inorganic binder bonds long wood fibers into a compact sheet under heat and pressure. Like wood, it's easy to cut, shape and install. Tectum has been given an uplift rating of Class 90.

For more information, write Gold Bond Building Products, Division of National Gypsum Company, Dept. AR-86T, Buffalo, New York 14225.

**We're gypsum,
and then some.**



For more data, circle 10 on inquiry card

Preliminary frame analysis determines simple steel frame with braced core most efficient.

Eastern Properties Office Building, Lexington, Ky., is a 33,300-sq-ft structure designed to accommodate a radio station, a corporate headquarters for a large financial organization, a computer operation, and a complete printing shop.

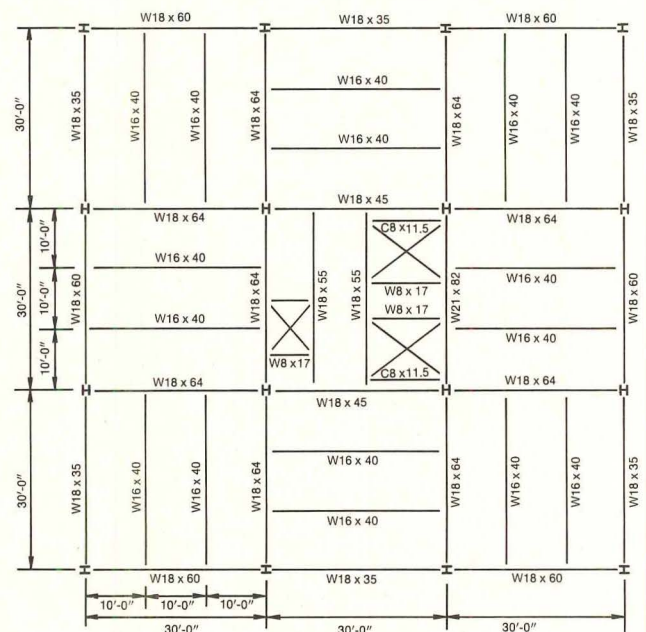
The owners, along with the project's structural engineers, White, Walker & McReynolds, requested a preliminary analysis based on a building having six supported levels. Several framing schemes were investigated, but the most efficient proved to be a simple connected frame with a braced core. Because of various other factors involved, the owner decided on a 4-level structure with a 5th-level mechanical penthouse. The framing scheme, however, remained essentially the same as that recommended by the framing study. "We selected structural steel for the framing material because of its ease and speed in erection, lower cost, and its structural ability to support the clear spans required by the owner," reports Bank Management Associates, construction managers for the project. "Based on Bethlehem's preliminary framing analysis, we selected the scheme that would be the most economical and use the smallest amount of steel necessary."

Erected in 30 days

The office, situated on an elevated site, rises 66 ft 6 in. from its on-grade, 93-ft-sq base. ASTM A572 Grade 50 high-strength steel is used in the base tier portion of all columns. The balance of the steel is A36. The entire structural frame was erected within one month and is expected to be ready for occupancy within eight months.

Wind loads are accommodated in the central core by X-bracing in one direction and K-bracing in the other. The core houses all vertical transportation, fire protection equipment, restrooms, mechanical, and electrical shafts.


Spray-on fire protection is applied in accordance with the BOCA building code specifications. Columns are rated for 2 hours; beams for 1 hour.



Typical floor framing plan illustrates the structure's generous column-free bays. The frame is designed for a live load of 100 psf plus 25 psf for partitions.



The floor system consists of a 3/4-in. lightweight composite concrete topping over 2-in. non-cellular composite steel deck. Floor-to-floor height is 12 ft. Bethlehem furnished all of the structural steel requirements for the building.



Owner: Eastern Properties, Inc., Lexington, Ky.; Architects: Johnson/Romanowitz, and W. D. Hatcher III, consulting architect, Lexington, Ky.; Structural Engineer: White, Walker & McReynolds, Lexington, Ky.; Fabricator/Erector: Englert Engineering Company, Nashville, Tenn.; Contractor: White & Congleton Co., Inc., Lexington, Ky.

depend on Bethlehem

Early involvement of Bethlehem's Sales Engineering Buildings Group enabled the owner to obtain optimum steel frame economy for the building.



Call on us early in the design stage

You will gain maximum benefit from our preliminary frame analysis if you call on us before committing your design to a particular construction material. This allows our Sales Engineering Buildings Group and your structural engineer maximum freedom to develop the most favorable steel framing system for the building under study. Our early involvement will also help minimize design changes later on. Two or three weeks are normally required to complete the study, although preparation time varies with the complexity of the building's design.

Other services available

Our Sales Engineering Division offers a variety of technical and advisory services, plus a host of technical and product literature . . . all designed to

help you develop the optimum structural frame for your building.

For more detailed information we suggest you get in touch with the Bethlehem Sales Office nearest you.

Phone:

Atlanta (404) 522-4918
Baltimore (301) 685-5700
Boston (617) 267-2111
Buffalo (716) 856-2400
Chicago (312) 664-5422
Cincinnati (513) 381-6440
Cleveland (216) 696-1881
Detroit (313) 336-5500
Houston (713) 659-8060

Los Angeles (213) 726-0611
Milwaukee (414) 272-0835
New Haven (203) 865-0833
New York (212) 688-5522
Philadelphia (215) 561-1100
Pittsburgh (412) 281-5900
St. Louis (314) 726-4500
San Francisco (415) 981-2121
Seattle (206) 285-2200

Bethlehem 

E CUBE 75

THE COMPUTER PROGRAM THAT NOW DOES MORE TO SAVE ENERGY AND MONEY.

The new, improved E CUBE '75 produces an accurate, three-part Life Cycle Energy Analysis at low cost. With many new features it computes the hour-by-hour energy requirements of your building or planned building for an entire year—taking into account all weather, design, operation, and occupancy factors.

Air Side Systems Simulations.

E CUBE '75 can now handle Variable Air Volume (VAV) systems directly. It also offers expanded treatment of Multizone, Dual-Duct, and Reheat air distribution systems. The energy consumption of various air side systems can be predicted—you can compare their performances and costs, and pick the one that's best. Other improvements make E CUBE '75 more complete and easier to use.

Energy Systems Simulations.

E CUBE '75 can simulate many different energy systems—from central stations to rooftops. It projects all costs, so you can choose the system or combination of sys-

tems that will work most efficiently and most economically for you.

E CUBE '75 is Inexpensive. For example, a life cycle energy analysis of a large building with 8 zones, 2 air side simulations, 4 system simulations and 4 economic comparisons costs less than \$160.

E CUBE '75 is Accurate. That's what it says in HUD Report "Study of Computer Utility Analysis." E CUBE is the most advanced program in this field with thousands of runs made by people in private practice, industry, American Gas Association member companies, and the U.S. government.

E CUBE '75 is Private. You give your information directly to the computer. Your project data and the results are never seen by any third party. Of course, we stand ready to provide assistance at your request.

E CUBE has been a big help to thousands. And the New Improved E CUBE '75 can help you even more to make the right decision. Right financially, and right for conserving America's energy.

For more information, or details of Seminars for new and advanced E CUBE '75 users, mail in the coupon or call Ken Cuccinelli (703) 524-2000.

AR-86

Kenneth T. Cuccinelli
Manager, Energy Systems
American Gas Association
1515 Wilson Boulevard
Arlington, Va. 22209.



- Send more information on E CUBE.
 Send information on Seminars.

Name _____

Address _____

City _____

State _____ Zip _____

**ENERGY CONSERVATION
UTILIZING BETTER ENGINEERING**

AGA American Gas Association

For more data, circle 11 on inquiry card



A spectacular motor hotel.

ELEVATORS BY DOVER

The stunning new Stapleton Plaza Motor Hotel in Denver is built around a soaring atrium-lobby. Glass-enclosed elevators silently speed guests to and from their rooms, and give them a fascinating view of the lobby and its activities. For information on Dover Elevators write Dover Corporation, Elevator Division, Dept. A, P.O. Box 2177, Memphis, Tn. 38101.

Stapleton Plaza Motor Hotel.
Architects: Paul R. Reddy, Denver, Colorado.
James Ream and Associates, Inc., Design Consultants,
San Francisco, California.
Contractor: Hensel Phelps Construction Company,
Greeley, Colorado.

A distinctive Howard Johnson facility developed, owned, and managed by First Financial Management Corporation, Denver, Colorado.

Three Dover geared traction passenger elevators and one Dover Oildraulic® passenger elevator installed by Dover Elevator Company, Denver, Colorado.

DOVER

For more data, circle 12 on inquiry card

Now! save up to 60% on installation!

beauty comes
pre-formed and
pre-packaged



Greene County Bank, Greeneville, Tenn., Architect: Boyd & Arthur, Roofer: Hicks Sheet Metal Co.

MICROZINC 70[®]

Pre-formed zinc fascia system

What a difference Microzinc 70 makes! This pre-packaged, pre-formed batten fascia system saves 60% labor over conventional sheet metal installation practices. Comes in 5' or 9' interlocking sections packaged specifically for your job. No special tools are needed. For maintenance-free enduring beauty, specify Microzinc 70 on your next job. Send today for a free installation manual showing how you can save up to 60% on labor with Ball's Batten Fascia System.



**Metal
& Chemical
Division**

Greeneville, Tennessee 37743 • 615/639-8111

For more data, circle 13 on inquiry card




Right choice for rough conditions.

A Bradley stainless steel Washfountain seems to last forever, because stainless shrugs off most of the things that make a washfixture show its age.

Corrosion, grit, chemicals, tough industrial elements and physical abuse can be a maintenance headache. But rugged stainless steel Washfountains keep on working, and looking good. The choice of those who need the very best.

Bradley Washfountains make washroom dollars work harder, too. Washfountains cut installation costs, produce significant water and energy cost savings, and save floor space and maintenance costs. Write for our WASHROOM/SHOWER ROOM PLANNING GUIDE, Bradley Corporation, 9101 Fountain Boulevard, Menomonee Falls, WI 53051.

Another
right idea
from



Bradley

It's Olympic, but it isn't stain!



Olympic Overcoat®

While the demand for antebellum mansions isn't what it once was, there are plenty of opportunities for a paint product good enough to bear the name Olympic. The product is Olympic Overcoat, a beautifully durable, flat, acrylic-latex finish that's the perfect answer for hardboard, concrete, stucco or any exterior surface that must be painted. (Anyplace you don't use stain.)

Overcoat delivers spectacular coverage and maintains excellent hiding ability at the same time. The




end result is a beautiful exterior finish that really lasts.

You can specify Overcoat in most of the popular Olympic Stain Solid Colors, plus some brand new pastel shades. To learn more about Overcoat, refer to the Sweet's catalogs, call their BUYLINE, or write us.



OLYMPIC®

Olympic Stain.

A division of COMERCO, INC. 
Dept. O, 1148 N.W. Leary Way,
Seattle, WA 98107 (206) 789-1000

For more data, circle 15 on inquiry card



A new client just handed you his entire signage program. Now what?

You need a program that won't lose vitality somewhere between concept and execution. Your client needs an image that generates impact, awareness and customers.

To enhance that image, Federal Sign's proven full-service capabilities help your client achieve a totally integrated look. Working with you from the start, identification will never be an "add-on" or look like a second thought.

A professional Federal On-Site Survey thoroughly analyzes your client's needs, saving you from time-consuming details like traffic counts, checking local codes, site information and installation needs. We'll even help implement your color and design concepts in relation to the graphic environment.

Our design engineers work with you to mold a dramatic and effective communications tool, tailored to your specific designs.

Federal Sign's quality manufacturing means your client's identification system will be as attractive and durable as your design.

Professional installation assures the appearance, safety and durability of the identification—both inside and out. Across the country, Federal installation crews use sound engineering skill and specialized equipment to get the job done right.

If your client wishes, regularly scheduled maintenance can keep his identification as effective as it is the day we install it. An optional leasing plan can free your client's capital for other needs and provide tax advantages.

When you come to Federal, you're going to look as good as your new identification system.



**Federal Sign, Division of Federal Signal Corporation, Dept. AR-86
140 E. Tower Drive, Burr Ridge, Illinois 60521 (312) 654-4490.**

- Contact me immediately
- Send your free, full-service identification booklet.

| | | |
|---------|---------|-------|
| _____ | | |
| Name | | |
| _____ | | _____ |
| Title | Company | |
| _____ | | _____ |
| Address | Phone | |
| _____ | _____ | |
| City | State | Zip |



FEDERAL SIGN
Division Federal Signal Corporation

For more data, circle 16 on inquiry card

An Epic Landmark:

The National Air and Space Museum



This is the treasury of our aerospace heritage. It is a superb union of architecture, engineering, and craftsmanship. Epic Metals Corporation is proud to be part of the team that completed the structure before the scheduled date, within the budget. Epic's delivery and erection of all materials met the exacting requirements of a critical schedule, specialized construction procedures, and the ultimate function of this monumental addition to the Smithsonian Institution.

Architect:
Hellmuth, Obata & Kassabaum
Structural Engineer:
LeMessurier Associates, Inc.
Construction Manager:
Gilbane Building Company
Epic Metals Corporation: Furnished
and erected 520,000 square feet of steel
composite floor deck and roof deck.

EPIC
METALS CORPORATION

Eleven Talbot Avenue
Rankin (Pittsburgh), Pa. 15104
(412) 351-3913

For more data, circle 17 on inquiry card

You told us what you wanted in a pre-engineered elevator system...and the price you needed for today's market.


The Otis GO-LINE has it, and much more.




You asked for a wide choice of carrying capacities so you could precisely satisfy your building's needs. We gave you eleven different selections to choose from. You wanted off-the-shelf delivery and fast, efficient installation by experienced crews to prevent a lot of problems. The GO-LINE has it.



You requested large, digital readout fixtures inside the car so passengers can position themselves for prompt exit at desired floors. You wanted highly visible directional lanterns, located in both car entrance columns, combined with an audible signal to alert waiting passengers. The GO-LINE has it.



You told us you wanted fast, positive door operation with instant door reversal to protect entering and exiting passengers. You specified solid state control to improve equipment reliability. You wanted control panels designed for easy accessibility by wheelchair riding passengers. The GO-LINE has it.



You wanted the option of adding special emergency equipment, emergency lighting and power, telephones, intercoms and key switch control. You asked for a wide choice of easy-to-maintain wall panels, with a variety of carpet and ceiling colors to match your building's decor. The GO-LINE has it.

And you asked us to maintain the traditional Otis quality...at a price you can live with. We did what you asked. The GO-LINE has it all.

Otis

Elevator Company



The steel-framed, long-span system: a natural choice for five new Florida parking garages.

Five new open-deck parking garages, accommodating up to 3,402 cars, are serving Florida's state employees in Capitol Center—a complex of government offices in Tallahassee.

The steel-framed, long-span concept was chosen over competitive systems for reasons combining economy, construction speed and aesthetics.

From the start, sites were selected and the respective structures designed with every intention of preserving visual harmony with the existing buildings and landscaping of Capitol Center. The happy result of this careful planning is that most of the trees are still there!

THE GREATEST ECONOMY

As many as eight different structural systems were used as models for evaluation. This in-depth study, which examined construction speed as well as material costs, showed that structural steel framing with composite cast-in-place concrete decks had the potential for the greatest economy.

The decision proved wise. Construction cost per car is figured at approximately \$2,400—a unit cost substantially lower than comparable facilities in Florida.

NO FIRE PROTECTIVE MATERIALS NEEDED!

One of the decisive elements in establishing the low-cost estimate for the steel-framing system was the fact that the steel structures could be left exposed and unprotected—except for painting.

Changes in the regulations of a number of building codes (and fire insurance rates) have been effected through a research project

carried out at Scranton, Pa., under the auspices of the American Iron and Steel Institute. The dramatic and fully documented Scranton Fire Test was an actual auto burnout in a normally occupied open-deck public parking garage. It confirmed the results of previous tests: *an automobile fire in these structures is a low-hazard fire.*

STANDARD MODULE

For all the five facilities (named Alpha, Beta, Gamma, Delta and Epsilon) the designers selected a standard bay module, which proved to be a major factor in cost-cutting.

Each bay measures 55-ft. wide with a 20-ft. distance between columns and a floor-to-floor height of 10-ft. These dimensions allow angle (58 degrees) parking for standard-size cars and perpendicular parking for compact cars.

Self-parking is, of course, made easier by this amount of long-span, column-free space.

3,446 tons of ASTM A36 steel went into the five facilities which, together, have a floor area of 1,074,909 sq. ft. Only two column sizes were used throughout: W10 x 49 and W10 x 72. All beams are W24's with the majority weighing 68 lbs. per linear foot. Design loads are 50 psf for roofs and floors.

United States Steel is ready to help you with your design of a long-span, open-deck garage. For a Structural Report on the Capitol Center Parking Garages, and for further information, write to U.S. Steel, P.O. Box 86 (C614), Pittsburgh, Pa. 15230. Or contact a USS Construction Representative through your nearest USS Sales office.



TRADEMARK

United States Steel

Owner: Department of General Services, State of Florida.

Architects/Engineers:


Joint venture organization: Barrett, Daffin and Figg, Tallahassee, Fla.

De Leuw Cather, Associates, Chicago, Ill.
Schweizer Associates, Winter Park, Fla.

Steel Fabricators: Joint venture organization: Musselman Steel Fabricators, Inc., (Prime Coordinator), Tampa, Fla.
Aesco Steel, Montgomery, Alabama.
Florida Steel Corp., Jacksonville, Fla.
Steel Erector: North Florida Erection Co., Inc., Jacksonville, Fla.

For more data, circle 19 on inquiry card

THE CARPENTERS MASONRY...

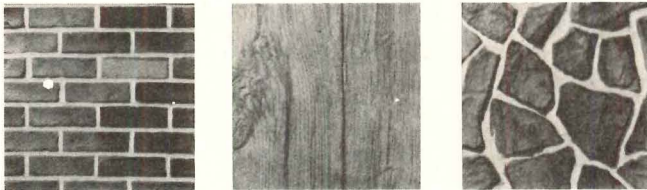


Looks Like, Feels Like The Real Thing!

Discover the CASTLE ROCK ENTERPRISES Dimensional Fiberglass Masonry Paneling which offers the appearance and feel of brick or stone but does not require costly masonry work. Lightweight 4' x 8' interlocking panels can be installed easily and quickly by one man in any weather. Requires no special footings or wall construction. Prefinished... Premortared... with 18 patterns and colors to select from. Durable maintenance free beauty... available in interior and exterior grades. Provides a low cost method to obtain a look of quality and richness for the construction industry.

Instant Chimneys, Fireplaces and Mantles made of Dimensional Fiberglass Masonry with the look of stone or brick also available.

Available in 18 Patterns and Colors.



- Please send me further information on Castle Rock Enterprises, Ltd. Fiberglass Masonry Paneling.
 Please have a representative call.

Name _____
 Firm _____
 Address _____
 City _____ State _____ Zip _____

Mail to:



CASTLE ROCK ENTERPRISES, LTD.


88 Hubbard St., Dept. R-8, Winsted, CT 06098

For more data, circle 20 on inquiry card

NATURAL WOOD SPIRAL STAIRCASES

Prefinished standard units available in heights to nine feet and diameters to six feet. Custom orders made to your exact specifications. Every order is hand crafted of three inch thick hardwood and prepared for ease of on-site assembly. Unit shown here is one of forty-five installed at "Northwoods", Vail, Colorado, Standard six foot diameter: \$960.00.

For additional information write:
 Scott • Douglas Design
 4930½ 15th Ave. South
 Gulfport, Florida 33707
 or call (813) 381-6960



scott•douglas
design

For more data, circle 21 on inquiry card

IF OUR FREE SPECIFICATION GUIDE DOESN'T ANSWER ALL YOUR QUESTIONS ABOUT ACRILAN® ACRYLIC CARPET FIBER, OUR SPECIALISTS WILL.



ANY QUESTIONS?

Write for Monsanto's new Acrilan Specification Guide. Call (404) 434-4949 for assistance from a Specification Specialist.

Dear Monsanto, AR-8
 Yes, I have some questions on Acrilan I want answered. Please send me your new Specification Guide, free of charge.

NAME _____
 FIRM _____ TELEPHONE _____
 ADDRESS _____
 CITY _____ STATE _____ ZIP _____

Monsanto Textiles Company
 320 Interstate North Parkway Atlanta, Georgia 30339 (404) 434-4949

For more data, circle 22 on inquiry card


Out of sight. The Raconteur[®]

The beauty of Hager's Raconteur[®] pivot is that you can't see it. It's perfect for concealed applications in executive offices, libraries, private clubs, luxury condominiums, apartments and homes. Raconteur[®] rack and pinion pivots will support any 1-3/4" wood or metal interior door weighing up to 150 lbs. Paneled walls of doors with uninterrupted lines are possible because Raconteur[®] completely concealed pivots require no frames. And Raconteur[®] pivots allow doors to open 105°. Pivot components are made from fine quality

brass, stainless steel, rolled steel and cast iron, eliminating sagging common with other concealed hinges. Plastic plugs allow for simple concrete floor installation.

Alignment is easily adjustable. Available in satin brass and satin chromium decorator finishes. Raconteur[®] Patent No. 3,394,428. Ask your architectural hardware

consultant about Hager's complete selection of fine quality door hardware. Hager Hinge Company, 139 Victor Street, St. Louis, Mo. 63104. Everything hinges on Hager!





New Light

Open-space office designs call for a new approach to illumination. Here it is.

Harbor Lights® were invented for open-space layouts. Their slender columns stand free, can be moved anywhere you wish, and plug into normal electrical outlets. They shine their high-intensity light to the ceiling for a reflected sea of even, pleasing, glare-free illumination.

Harbor Lights save energy, too. In a 10,000 sq. ft. office, a designer used a total of 20 Harbor Lights, instead of the 400 fluorescent tubes it would have taken to get the same light level. The tubes would have used 16,000 watts. The Harbor Lights use only 8,000 watts.

Everybody feels better about

desk work because the fluorescent glare is gone.

Harbor Lights aren't the only news from Harbor.

Open space offices come to life with our free-standing screens that provide pleasant work areas without the expense and wasted space of conventional walls. And it won't cost a nickel to reposition them when the need arises.

Harbor furniture functions without hampering personal movement. It



blends right in with truly flexible filing systems people can reach and use while sitting in their desk chairs.

The open office. An idea that's sweeping the world of interior environmental design. It calls for a whole new set of interior fixtures and furniture. You'll find everything you need at Harbor.

We've put the office environment in a new light.

Harbor®

1900 Marina Boulevard
San Leandro, CA 94577
(415) 352-2100

NEWS REPORTS

BUILDINGS IN THE NEWS

HUMAN SETTLEMENTS

REQUIRED READING

Elmer E. Botsai recently assumed the chairmanship of the University of Hawaii's Department of Architecture. As Botsai is also first vice president and president-elect of the AIA, 50 per cent of his time will be free for AIA work over the next two years. He will continue as a member of the Northern California Chapter of the AIA and as a principal of Botsai Everstreet & Rosenberg, Inc., of San Francisco.

Cesar Pelli will become Dean of the Yale University School of Architecture in January. Currently teaching at the UCLA School of Architecture and Urban Planning, Pelli has held the Charlotte Shepherd Davenport professorship in architecture and the William Henry Bishop Visiting Professorship of Architecture, both at Yale. Pelli will remain partner-in-charge of design at Gruen Associates, Los Angeles.

Gerald M. McCue has been named associate dean of the Harvard School of Design and chairman of the Department of Architecture. He will also assume the post of professor of architecture and urban design at the Harvard Graduate School of Design. McCue is a senior partner in the San Francisco-based firm McCue/Boone/Tomsick, and served as chairman of the Department of Architecture at the University of California, Berkeley from 1966 to 1971.

HUD has announced plans to provide Federal backing for state agencies involved in the construction of apartment buildings. The terms proposed by HUD were: if any local agency-funded housing development fails, the local agency must first absorb any amount of the loss up to 3 per cent of the face amount of the mortgage; beyond that, HUD would cover 80 per cent of the remaining loss and the local agency would cover 20 per cent. The move was authorized by the Housing and Community Development act of 1974.

The AIA has created a committee to research possible changes in its ethics, a topic that will come before the national convention next year. The 1977 Issues Committee will also look into membership and dues. Chaired by AIA secretary-elect Robert M. Lawrence, the ethics research team will divide into four task forces: advertising, expanded practice, foreign practice, and free sketches.

A \$10,000 first prize in the urban design competition "Biscayne West" recently went to Ralph E. Johnson, of Kellum and Smith in Columbus, Ohio. Jurors in the competition—which called for the design of a 10-acre community with 7,000 residential units—included architects Paul Rudolph and Harry Weese, and city of Miami, planning director George Actor.

Hugh A. Stubbins recently received honorary membership in the Boston Architectural Center. Stubbins, president of Hugh Stubbins and Associates, Inc. of Cambridge, was recognized for "his years as an educator and his outstanding achievements both national and international."

The effects of energy conservation practices and new building designs on human comfort is the topic of a symposium scheduled for February 11, 1977 at the National Bureau of Standards, Gaithersburg, Md. The meeting is sponsored by the NBS Institute for Basic Standards, and the NBS Institute for Applied Technology. For more information, contact the symposium co-chairmen: Dr. R. W. Mangum, B122 Physics Building, 301/921-2098 or Dr. J. E. Mill, B107 Building Research Bldg., 301/921-3512, National Bureau of Standards, Washington, D.C. 20234.

Warner Howe was recently sworn into the board of directors of the National Institute of Building Sciences. Howe, structural engineer member of the ACEC and owner of Gardner and Howe, Structural Engineers, in Memphis, was appointed by President Ford for a two-year term.

Killington Ski Area is holding a design competition, open to architects and designers in New England and New York State, for the first and main building of a new village development in Sherburne, Vt. Three equal winners to receive \$2,500 apiece will be chosen by the jury, which includes architects Roy W. Banwell Jr., Charles J. Hubbard 2d, and Paul Willen; Sherburne planning commission chairman Michael J. Holland; and Sherburne Corporation president Preston L. Smith. A final winner, chosen by the Killington management from among the finalists, will execute the project. For more information, contact the competition's professional adviser, Dybvig/Leytham, North Turnbridge, Vt. 05077, 802/889-5572. A fee, payable to Dybvig/Leytham, should accompany the application and will be refunded for any materials returned complete and in good order within 10 days.

The editors of ARCHITECTURAL RECORD invite submissions for RECORD INTERIORS of 1977 and RECORD HOUSES and Apartments of 1977. Deadlines for receipt of material are: October 1, 1976 for RECORD INTERIORS, to be featured in the January 1977 issue; and November 1, 1976 for RECORD HOUSES and Apartments, for the 1977 mid-May issue. For further details contact Barclay Gordon, ARCHITECTURAL RECORD, 1221 Avenue of the Americas, New York City 10020. Telephone: (212) 997-2334.



Palm Harbor General Hospital, Garden Grove, California. Architect: Widom/Wein & Associates, Los Angeles, California. Sculptured metal facade by Warnel Corporation, South El Monte, California. Coil Coater: California Finished Metals, Inc., Cucamonga, California.

4-10

Just what the doctors' architect ordered: DURANAR 200® coatings from PPG.

The Palm Harbor General Hospital in Garden Grove, California, got a beautiful, durable exterior and still stayed within the budget. How? By incorporating a sculptured metal facade by Warnel Corporation, prefinished with a DURANAR 200 fluoropolymer coating from PPG.

Sculptured metal facades provide a fantastic array of truly beautiful textures and effects, while reducing the weight of exterior walls with commensurate savings in framing. And DURANAR 200 coatings give the metal the

minimal-maintenance beauty and extended durability characteristic of other, more expensive fluoropolymer finishes.

The secret of DURANAR 200 coatings lies in PPG's patented combination of remarkably durable resins, together with pigmentation techniques that assure maximum color durability. It can give your medical center—or any building—a very healthy skin.

For information on DURANAR 200 coatings, see Sweet's Architectural or Industrial Construction

Files 9.10/PPG or contact: Market Manager, Coil Coatings, PPG Industries, Inc., Dept. 4-10, One Gateway Center, Pittsburgh, PA 15222.

PPG: a Concern for the Future®



Carter building policies would return to traditional Democratic stands

A victory by Democrat Jimmy Carter in the November Presidential election would reportedly lead to new policies in numerous areas of concern to the construction industry. Among them: housing goals, mass transit and highway funding, land use planning, work safety rules, energy conservation, and labor relations.

Following the traditional Democratic Party philosophy in making full employment and economic growth a top-priority goal, Carter makes clear that he would run the risk of rising inflation to achieve a faster economic recovery and to reduce the number of unemployed.

Carter indicates his primary weapons against inflation would be increasing worker productivity, solving materials supply bottlenecks that drive up prices, and supporting a vigorous council on wage and price stability backed up by standby wage-price controls authority. In addition, he would try to reduce the Federal government's deficit by streamlining the government bureaucracy and by making delivery of government services more efficient.

Housing and urban affairs—In attacking the problem of urban decay, Carter would seek a national commitment to build 2.5 million new housing units per year through the use of direct Federal subsidies and low interest loans to stimulate low and middle income housing; through expansion of the Section 202 Direct Subsidy Housing Program for the Elderly; through rehabilitation of existing urban housing, with some of the work possibly being done by public service jobholders; and through a Federal push to direct more mortgage money into the private housing market. Carter also favors a five-year extension of Federal revenue sharing with State government, accompanied by annual funding increases to compensate for the effects of inflation.

Transportation—Arresting the physical deterioration of the nation's transportation system and pushing to complete work on urban transit systems are Carter's first priorities in this area. He would substantially boost the amount of money available to mass transit from the Highway Trust Fund and ease the current limits on the use of Federal funds as operating subsidies by local transit authorities. However, he would also reorder highway priorities, emphasizing rehabilitation rather than major new construction, and thus would support programs to rebuild the nation's deteriorating railroad roadbeds.

Energy—Carter proposes to reconcile the often conflicting goals of conservation and energy development, calling for a nationwide conservation program to include mandatory building insulation improvements and tough fuel efficiency standards for motor vehicles. He favors Federal con-

trols on oil imports, permanent stockpiles to assure the nation a 30-day reserve energy supply, an increase in coal production, and stronger research and development efforts in the solar energy field.

Environment—Carter would restrict "unnecessary dams and public works projects by the Army Corps of Engineers and would resist attempts to weaken the Clean Air Act. He favors stepping up Federal land use planning assistance to the states, enforcing strict water pollution standards, and expanding solid waste disposal research.

Safety rules—Carter appears to support a shift in the implementation of Federal safety laws. Although he favors a strengthening of the Occupational Safety and Health Act, he hopes to do this by shifting more of the implementation responsibilities from the Federal government to the states.

Labor relations—Carter is on record favoring passage of a *common situs* picketing bill and repeal of Section 14(B) of the Taft-Hartley Act—the "right-to-work" clauses. His position on both issues has been somewhat cloudy in the past. In 1971, as governor of Georgia, Carter sent a letter to the National Right to Work Committee pledging his support for maintaining right to work in his state. Early in his Presidential campaign, however, he said he would sign repeal if Congress passed it, but would not work actively for such a measure. Since, he has assured labor groups that he actively favors repeal of 14(B) and passage of *common situs*.

To help flesh out many of his positions, Carter has appointed approximately 20 task forces of experts in various fields which will be reporting to him throughout the campaign. Although the exact membership of the task forces is not known, those names that have surfaced publicly indicate Carter has tapped traditional party advisors to serve him. Carter officials claim that with the exception of two or three groups that will be asked for specific reports, the role of the task forces will be strictly advisory.—*Frank Swoboda/Leon Walczak, World News, Washington.*

Buffalo gets UMTA approval for rail transit system . . .

Buffalo, New York will get a fixed guideway transit system, thanks in large part to a no-strike pledge by contractors and laborers who will work on the project. The Urban Mass Transit Administration announced early in June that it had made an agreement "in principle" to provide \$269 million for a 6.5 mile light rail system. Miami recently was given the go-ahead for a similar rail project.

Transportation secretary William T. Coleman, Jr. explained that while the Buffalo system was a virtual certainty, he was legally prohibited from giving the project final approval because preliminary engineering and environmental studies were incomplete.

Coleman said the major breakthrough was the no-strike pledge. "Buffalo produced the first written no-strike agreement of the type we have been seeking, and it weighed importantly in our decision," he added. Last month the Construction Industry Employers Association of Buffalo endorsed a no-strike, stoppage, or lockout contract, and the Western New York Construction Industry Coalition for Economic Recovery including labor participants agreed to the no-stoppage commitment.

Both DOT and Buffalo officials said that the system—over \$95 million less expensive than the original rail rapid transit plan estimate of \$425 million—will be more flexible. Increased use of existing rail rights of way and elimination of a totally dedicated exclusive right of way were factors leading to the lower cost light rail system. However, because of downtown congestion and the need to bypass several hospital zones, the downtown segment will be totally underground. Coleman estimated the preliminary engineering contracts would be awarded by September and actual construction would start late next year.

Another important part of the DOT grant stipulates that except for a normal inflation factor, which was not specified, the ceiling on the grant was the original amount of \$269 million, and cost increases resulting from other factors would not be covered by Federal funds. A grant of \$102 million in New York State funds has also been pledged to the project.—*John K. Higgins, Jr., World News, Washington.*

But Denver gets rejection for its rail network

In its first formal rejection of Federal aid to a city for a rail transit system, the Urban Mass Transportation Administration has turned down a proposed \$733 million, 22-mile rail network in Denver.

UMTA administrator Robert E. Patricelli said that "an improved bus system will provide the same ridership and quality of service" in Denver "at substantially less cost." Therefore, he promised to act quickly on Denver's application for a \$31 million grant to buy 170 buses and new bus facilities. Patricelli said UMTA would also be receptive to an application by Denver for a Federal loan to buy rights of way and other real estate for an eventual rail system.

"We do recognize that the situation may change in the future in a way that favors rail transit," he said. "That would be the case if Denver were to put in place a community development and growth management program of which transit were an integral part and which created the conditions for higher transit ridership."

Denver's application, Patricelli said, showed that in the short term buses would be more viable than rail. But unlike Buffalo, Denver did not show that the non-transportation benefits of a rail line would outweigh any

economic disadvantage. Patricelli said Denver had done an excellent job obtaining assurances of no work stoppage and had committed itself to capturing the increased value of real estate should a transit line be built. "But we don't want to make a poor transit decision just because of that," he said.

Patricelli also said Denver does not experience the severe freeway congestion common to other cities and does not have the density to make rail transit practical.—*Roger Smith, World News, Washington.*

Six states consider laws requiring recertification

Minnesota and Iowa are among several states considering legislation that would require recertification of architects and engineers. In Minnesota, the legislature recently passed a law enabling the architectural registration board to establish a recertification program. The board has not yet acted. In Iowa, a bill requiring a mandatory program of continuing education for architects and engineers has passed one house and is under consideration by the other.

California, Ohio, Wisconsin and Florida are among the other states investigating additional requirements for professional license renewal. Most have proposed mandatory continuing education courses, but some are considering periodic re-examination.

The National Society of Professional Engineers (NSPE) is opposing such actions, and the American Institute of Architects (AIA) has set up a board-level task force to recommend programs it would find acceptable.

NSPE has endorsed a recommendation of the National Council of Engineering Examiners stating that continuing education efforts should be supported but on a voluntary basis, stimulated from within the profession. Mandatory requirements for re-examination are "unfeasible and unnecessary," the resolution continues. NSPE recommends that "continued practice be made the primary criterion of competence" if licensing boards are forced to adopt recertification requirements, according to Gayle N. Wright, NSPE's director of professional engineers in construction.

By September, the AIA task force plans to develop a recertification program that would be acceptable to every state, thereby allowing reciprocity. "It is important for AIA to take a leadership position in this matter," says James E. Ellison, AIA's administrator for education and research. "We don't want to leave it up to each individual state."

AIA believes many forms of professional development could be used to demonstrate "currency." These methods include, besides continuing education, independent-study, public service, service to the profession and continued architectural practice.—*Judith H. Dobrzynski, World News, Washington.*

HABITAT: The U. N. Conference on Human Settlements in Vancouver was hampered by political posturing—but established some important new directions for international cooperation in housing the world's million of poor. . . .

The HABITAT conference, which met in Vancouver, Canada from May 31–June 11, was concerned with the explosive growth of human settlements throughout the world and the tremendous demand this has created for services and facilities to meet the needs of the earth's 4,000 million people. Its purpose was to focus upon the world-wide concern about the environment as it relates to the more than 900 million homes in which people live throughout the globe. Its aim was to view the human habitat from the environmental standpoint, linking physical, economic and social elements in a strategy aimed at improving the living spaces of the earth's population.

Three basic documents were to emerge from the conference:

- A declaration of principles setting out the problems and opportunities involved in human settlements, suggesting general principles for dealing with them, and proposals for action;
- A set of specific recommendations for national action, by which the governments represented at HABITAT would draw up a common agenda for tackling settlement problems at the country and local level;
- Programs for international cooperation, which would suggest how the United Nations can reorganize its machinery so as to cope most effectively with human settlements problems, and what kinds of action the world community can take to promote solutions to these problems.

The planners of HABITAT had spent the last two years developing these three major documents and substantial agreement had already been reached on much of their contents. To debate and formalize these documents

within the two weeks of the conference, HABITAT held four simultaneous meetings every morning and afternoon. Each of the 140 countries attending the conference was entitled to be represented at all of these meetings. The four meetings consisted of plenary meetings held at the Queen Elizabeth Theater, and gatherings of each of three main committees located in nearby hotels.

- Committee I considered the draft declaration of principles and the programs for international cooperation.
- Committee II was concerned with how countries could organize themselves to deal with settlements problems from the point of view of policies, planning and management.
- Committee III tackled the anatomy and physiology of human settlements: the shelter, infrastructure, services and land which make up the physical entity and maintain the functions of the living community. It also dealt with the important aspect of public participation in the building and operation of settlements.

Among the questions which Committee III addressed were: How can the world go about building enough dwellings for the world's people, when an estimated 323 million new units are needed between 1960 and 1980 just to keep up with population growth and necessary replacement? What standards should be followed to assure adequate sanitation, transport, communications and other services in human settlements? How can people be given equal access to such services as education, health and nutrition? What devices can be used to assure public control of land use so as to achieve long-term objectives? How

can local communities be encouraged to harness the often untapped resources of citizen participation in the making of decisions that concern the people?

Meeting in plenary sessions and in the three committees were approximately 2,500 men and women who came as members of the official delegations to the conference, which included delegations from United Nations agencies, regional intergovernmental organizations, national liberation movements and certain non-governmental bodies.

The Secretary-General of the conference was Enrique Peñalosa, a former Minister of Agriculture of Colombia and Executive Director of the Inter-American Development Bank. In his opening address he pointed out that in no country, not even the most developed or socially aware, are the needs of all the people fully met with respect to their basic living environment—the towns, cities and villages of the world.

For the NGO's HABITAT was a platform

At the HABITAT conference the so-called NGO's (non-governmental organizations) held their meetings and staged their exhibitions in the empty hangars of a former marine air base at Jericho Beach near downtown Vancouver. The NGO's were a mixed assortment of interest groups which included at one pole such well-known and environmentally comprehensive organizations as the Sierra Club and the World Society for Ekistics, and, at the other, less well-known groups with a particular focus—such as opposing mercury pollution or the construction

of nuclear power plants. Included among the meetings and exhibits at Jericho Beach were those of various radical groups. Several organizations within Communist bloc countries such as Red China and Cuba held exhibits at the Forum.

The purpose of all these organizations was to formulate ideas and principles, which would be transmitted to the official delegations from the participating countries. These delegations met in assembly at the Queen Elizabeth Theatre in downtown Vancouver and separately at nearby hotels. Leading spokesmen for the developing countries such as the noted author, lecturer and economist Barbara Ward and the anthropologist Margaret Mead gave major speeches at the HABITAT Forum and remained behind the scenes in Vancouver to help act as liaison between the NGO's and the official delegations.

Some of the strongest reasoning came at the NGO Forum


For example, the Vancouver Symposium is an NGO group sponsored by the International Institute for Environment and Development, the National Audubon Society and the Population Institute, and includes among its members Maurice Strong, Barbara Ward, R. Buckminster Fuller, Jean Gottman, Aprodicio Laquian, Margaret Mead and Eduardo Terrazas. This group—the most distinguished and articulate at the HABITAT conference—urged that certain priorities should be set by the nations of the world. They argue for: "control over land use; the organization of the whole national territory as the basis of settlements planning; and the reinforcement of intermediate

Sergus Neilson



Blake Hughes, publisher of RECORD and president of the IAF with Ian Athfield, winner of the international competition.

Mildred F. Schertz photo



The winning designs in the International Design Competition for the Urban Environment of Developing Countries focused on Manila,

were displayed at the Vancouver Art Gallery during the HABITAT conference. Shown in the foreground is Athfield's model of the

neighborhood complex within the new settlement to be constructed with self-help in Manila.

cities and rural settlements to create systems which strengthen agriculture and lessen the pressure on the biggest cities." They also call for the creation of better balanced communities in which the mix of different social groups, occupations, housing and amenities ends all forms of social segregation. They urge that means be devised for the securing by the community of unearned increment from land sales. For developing societies, the Vancouver Symposium favors the encouragement in migrant communities of the full range of self-help, by means of security of tenure and assistance with essential services. In common with other groups they plead that special emphasis be given to the provision of clean water by a specific date; a moratorium on the adoption of nuclear power generation, and the development of environmentally safe and economically cheap "income energies" such as solar power.

Because they believe that human settlement issues are among the most fateful ever to confront mankind they urge that national, regional and local governments be reorganized to respond to the new emphasis on human settlements and that a commitment be made on the part of the international community to make the basic services for human settlements a capital assistance priority. They call for a new direction in research and academic institutions to give the problems of human settlements the attention and the database they require.

What did HABITAT accomplish? It may be too early to say

Unfortunately several of the most important conference documents, including the declaration of principles prepared by Committee I, were turned by amendments into instruments of political propaganda against Israel by the Palestinian Arabs. HUD Secretary Carla A. Hills, head of the U.S. delega-

tion, was one of several western leaders who urged the UN conferees to put aside extraneous political issues and to endorse the human settlement issues upon which the delegates were united. Said Mrs. Hills: "To permit international arguments that have separated nations for more than three decades to shatter this fresh search for better ways of living together breaks faith with human beings we represent all over the world. At issue is additional language proposed by Arab countries with the support of others which condemns Zionism as racist and thus threatens the survival of Israel in the community of nations. This lack of cooperation constitutes a travesty destroying the chance for a consensus on otherwise non-controversial issues that we as nations had agreed to address." Mrs. Hills' plea left her opponents unmoved, however, and the United States, Israel, Great Britain and the nations allied with them did not prevail. The Palestine Liberation Organization and the African bloc succeeded in making their amendments stick, and the Western bloc, tragically, was obliged to vote against the declaration of principles which—except for the P.L.O. amendments—they strongly supported.

The measure of success must await action taken by participating nations

For it must be remembered, as Enrique Peñalosa pointed out toward the end of the conference, that its success cannot be fairly measured in terms of formal consensus at Vancouver, but rather in the policies and programs set in motion there. He believes that the discussions of land use, water, reorganization of government, energy supply and popular participation will have a major impact. Said Peñalosa: "Here I would like you to consider the argument of those who say conferences of this kind produce nothing but paper. If this conference plays a cata-

lytic role in a new world attack on water problems, that alone would repay our effort a hundred times over. If this conference leads no more than 20 nations to implement new and progressive laws on land use, that alone will repay our entire effort."

The creation of new institutional arrangements to implement the national human settlement policies articulated at the conference will come about more slowly and will differ from country to country. As for popular participation, this will depend more upon the people than their governments and is a struggle which will probably go on for ever. Even where governments have accepted the concept, real participation on the part of people in the control of their environment requires constant organization, alertness and political pressure.

The entire subject of citizen participation was sharply focused at the Vancouver Conference by The International Architectural Foundation, a new foundation conceived by RECORD, which encourages the direct participation of architects in the planning of human settlements.

The IAF's role at HABITAT was visible and influential

The IAF's purposes were similar to those of the NGO's. The presence of the Foundation was an unofficial effort to bring to the attention of the nations of the world the planning and design principles which it supports.

To this end, IAF staged a handsome exhibition at the prominently located Vancouver Art Gallery just down the street from the Queen Elizabeth Theatre. It included the first, second and third prize winning designs, the four honorable mentions and other interesting submissions for the IAF sponsored International Design Competition for Developing Countries Focused on Manila (RECORD, May 1976). The exhibit was presented in


the context of a brilliant collection of photographs of vernacular architecture in developing countries by Arthur Erickson of Gutheim/Seelig/Erickson.

Of great interest to everyone who attended the exhibition were the two beautifully constructed models (photos below) of the first prize made by the winner, Ian Athfield, of New Zealand, for the design show, under a grant from his government. One model shows a community of 500 families which in the Philippines form a social unit called a *barangay*. The other is of a *purok* or neighborhood unit within the barangay.

A private opening and dinner honoring Athfield was held for the leading dignitaries at the HABITAT conference, and the exhibition itself drew broad public interest—including brief picketing. (Anti-Marcos factions in Vancouver picketed the Vancouver Art Gallery and the Queen Elizabeth Theater during the visit of Imelda Marcos, the Governor of Manila and wife of President Ferdinand P. Marcos of the Philippines.)

Ian Athfield spent much of his time with the NGO's at the HABITAT Forum, constructing a prototypical squatter's house out of local scrap (below), discussing his project with other architects and planners who work with the poor in developing countries and speaking to the intense and lively audiences who congregated at the Forum. He was a very persuasive advocate for the principles of squatter autonomy and self-help within a flexible and adaptable government financed infrastructure.

Of the HABITAT exhibits which focused upon design and planning ideas and processes at the level of implementation, the IAF competition exhibit was by far the most prominent, the best organized and the most intelligible to laymen and professionals alike. —M.F.S.



Visitors to the exhibit were particularly attracted to Athfield's models which are beautifully made and express great feeling for the

lifestyle and aspirations of the Manila squatter who will build his house with his own hands within the designed framework.



At the HABITAT Forum a number of prototypical squatter houses were constructed including this one, built by Athfield and a



team of students within five days with scrap materials available on the site. Athfield proposes to work closely with the squatters.

Scaled to today's emerging office environment, the new 500 Series from All-Steel offers uncompromising comfort...unsurpassed All-Steel quality. 28 models; a full selection of fabrics, vinyls, shell colors and base options. Write for information. All-Steel Inc. Aurora, Ill. 60507.



All-Steel Showrooms in New York, Los Angeles, Chicago, Aurora. In Canada, All-Steel Canada, Ltd. One of the  Companies.

For more data, circle 29 on inquiry card



Insurance complex by Warnecke gives impetus to San Francisco's Market Street face-lift


This design by John Carl Warnecke and Associates for the State Compensation Insurance Fund Home Office Building is being built on San Francisco's upper Market Street, as a substantial part of a renewal

process underway in that area of the city. The 17-story, L-shaped building stands relatively unbroken on the cross street; and on the Market Street side, tapers down with a series of landscaped roof terraces to a height

compatible with the adjacent San Franciscan Hotel top cornice level, and with a landscaped balcony at the 80-foot level. Unlike the custom on Market Street, the building is built out to the sidewalk and

opens to a plaza in back. Paved with brick, granite and concrete, the public plaza surrounds a large two-tiered pool and has an open circular stair that leads to a second floor cafeteria with an outdoor dining ter-

race. Clad in granite, the building has 322,000 square feet of office space, approximately half to be leased to tenants until State Fund can fully move in. Construction costs are estimated at \$20 million.



Milwaukee to get new brewery office by Franzen


Designed by Ulrich Franzen and Associates, Miller Brewing Company's \$11.5 million corporate headquarters in Milwaukee is expected to be completed by December 1977. Sited on top of a hill overlooking the existing brewery complex, the five-story, tan brick and glass structure aims for a related design. "We don't want it to become just another office building," Franzen said. "The supporting brick podium with a

series of arches inside and the entrance lobbies with arched doorways suggest an ambience that relates itself to the traditional 'brewery' image." The 150,000-square-foot structure, part of Miller's \$30 million expansion program, will house executive offices, accounting, marketing-sales and employee-industrial relations departments. A five-tier, 600 car parking garage will be built to the west.

Odell designs new R. J. Reynolds headquarters

R. J. Reynolds Industries, Inc. is scheduled to move its foreign operations' headquarters late next year from Geneva, Switzerland to this half-million-square-foot building in Winston-Salem, N.C. The five-story World Headquarters, designed by Odell Associates, Inc., will be sheathed in mirror glass that reflects over 82 per cent of the solar heat and light reaching it.

Inside, a central control system will adjust the temperature and lighting for maximum effectiveness with minimum energy use. Lower floors provide extra-angled outside bays for offices and conference rooms. The largely open plan interior, designed by ISD Incorporated, will also include a 350-seat auditorium and a 500-seat employee cafeteria.





Natural choice
for beautiful interiors.

Redwood.

Redwood is elegance, warmth, radiance.

And so much more.

Redwood defies time, retards flame spread.

Holds finishes longer, requires less care.

Insulates against heat, cold and sound.

Redwood—in narrow, wide and random widths,
rough and smooth faces, handsome patterns.

Redwood. The natural choice.



**CALIFORNIA
REDWOOD
ASSOCIATION** 617 Montgomery Street, San Francisco, CA 94111



Redwood — a renewable resource

For more data, circle 30 on inquiry card


Nation's oldest museum to get new facilities

In a national competition to design new facilities for the country's oldest museum in Charleston, S.C., this design by Crissman and Solomon was awarded first place, primarily for the visual rapport created with an adjacent landmark structure, the 173-year-old Jo-

seph Manigault House. Jury members were architects Hugh A. Stubbins and Ambrose Richardson and attorney Robert Hollings; their professional advisor was Dean Harlan E. McClure. Construction of the \$4 million Charleston Museum is expected to begin next year.



©Steve Rosenthal



©F.W. Holubovsky

Cologne architects contrast new museum to Gothic cathedral


First place in Cologne, Germany's design competition for its new Wallraf-Richartz Museum, housing German collections of modern art, was recently won by Peter Busmann and Godfrid Haberer. As structurally vigorous as the adjacent Cologne Cathedral, the steel and concrete building has a cascading series of quarter-cir-

cular roof structures, each glassed in to the north to light the galleries. Outdoor plazas have seating platforms facing the Rhine, blending in with the Rheingarten, a downtown recreation area. Beneath is a major concert hall. Construction, subject to approval by city officials, will take approximately ten years and \$30 million.

Art museum for Indiana campus designed by Pei

I.M. Pei Associates has completed preliminary plans and this model for the Indiana University Art Museum Building in Bloomington. The approximately \$10.2 million project, estimated to take two years to complete, awaits review by the state legislature. Conceived as two juxtaposed triangles, the

three-story wings will be joined by a skylighted sculpture garden. The large triangle will house museum galleries; the small one, a library and special exhibits. Sited in the center of campus on a main walkway, the interior garden allows students to pass through on their way to the adjacent Fine Arts Building.



npe PLASTICS SHOW '76

What's up in construction?

“Plastics...that's what!”

A whopping 28.6 billion lbs. of plastics will be consumed annually by the construction industry by the end of the century... five times 1975 use. A growing plastics technology will insure this. You can stay on top of the dramatically advancing world of plastics at NPE/76, December 6-10, McCormick Place, Chicago.

NPE/76 will be the most comprehensive U.S. plastics exposition in the history of this vital industry. More than 400 participating companies with more of everything... nearly 300,000 square feet of exhibits... new products... and equipment... design consultation services... educational seminars on plastics technology and applications... a cornucopia of new ideas and techniques to spark your company's profits... all available in one place, at one time, under one roof!

New convenience and economy too.

For the first time, a single economical registration fee entitles you to explore your special interests at the exhibits of the National Plastics Exposition as well as attend the eleven seminars of the concurrent National Plastics Conference. The low fee also includes unlimited free bus service between major hotels and McCormick Place.

Advance registration kit available.

Now you can register in advance for even greater economy and convenience. Your advance registration kit includes everything you need to pre-register at a price of \$7.50 (vs. \$10.00 at the door) as well as reserve your hotel room. To obtain your advance registration kit, write, or use the Reader Service Coupon. At NPE/76 you will have five, full, information-packed days. Plan to make the most of every minute.

Your competitive edge

Plastics are really going up in construction. That's why a lot of NPE/76 will be devoted to your specific interests... new materials, new processes, new applications.



SPECIAL CONSTRUCTION SEMINAR!

Topics will range from the impact of the Federal Trade Rule to new markets for plastics construction to solar heating and energy consumption to new building codes... plus others on management, marketing, processing technology that will enable you to cut costs, increase sales, innovate, and plan for the future.

In the three years since the last Plastics Show, a lot has happened. The plastics industry moves fast. So catch up at NPE/76. Save time and money by registering in advance. Write The Society of the Plastics Industry, Inc., 355 Lexington Avenue, New York, N.Y. 10017, or... CIRCLE READER SERVICE NO. 31.

National Plastics Exposition 

Sponsored by The Society of the Plastics Industry, Inc.

There are plenty of products and materials in your architectural plans that take precedence over the selection of water coolers. We know that. But when you get to the point of specifying your coolers, we'd like you to put your faith in Halsey Taylor. Most architects know our reputation for product excellence and reliability. They specify our coolers more often than any other brand.

Why?

We build lower maintenance cost into Halsey Taylor coolers by using high quality, heavy-duty components: corrosion-resistant regulator valves; positive start capacitors; dual temperature controls that eliminate freeze-up; and overload protectors that prevent overheating. Plus long-life fan motors, unitized cabinet construction and quite a bit more.



Installation cost is minimal because we assemble every cooler at the factory.


One more thing. Our Water Systems Engineers are equipped to analyze the chilled water requirements of any building. And to help you meet those requirements at the lowest cost. A Halsey Taylor man is always nearby, ready to assist you at a moment's notice.

For products and people you can depend on, specify Halsey Taylor. If you'd like to have our new catalog, write to Halsey Taylor Division, King-Seeley Thermos Co., Route 75, Freeport, Illinois 61032.

Halsey Taylor[®]
KING-SEELEY **KST** THERMOS CO.

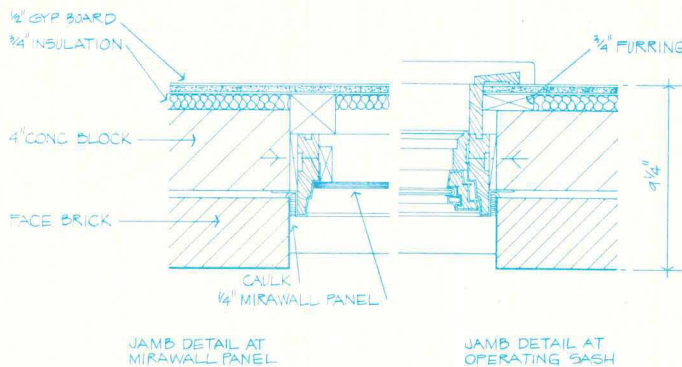
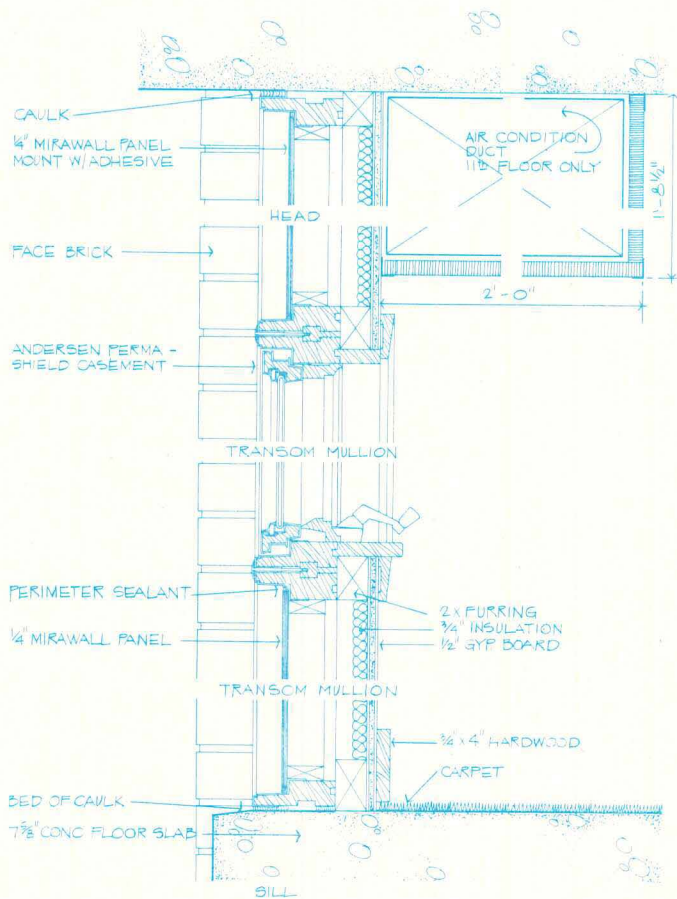
For more data, circle 32 on inquiry card

Low on the totem pole.



Andersen® Perma-Shield® Windows

CURB HIGH-RISING MAINTENANCE COSTS.



Five Riverside Towers is a spacious, elegantly appointed 11-story high-rise, located just three blocks from the heart of downtown Binghamton, New York.

The architect designed the apartment building for tenant comfort and convenience. And to keep owner heating and maintenance costs at a minimum.

That's why Andersen® Perma-Shield® Casement Windows were specified.

They're made of wood, one of nature's best insulators. And sheathed in long life, low maintenance rigid vinyl that doesn't rust, pit or corrode.

Double-pane insulating glass can reduce conducted heat loss up to 35%, compared to single glazing without storms.

And, unlike the leaky, drafty kind, Perma-Shield Windows are two times more weathertight than industry air-infiltration standards. To help seal out dust and drafts, help save on heating and cooling costs.

So, if you want to keep high-rising fuel and maintenance costs under control, specify snug-fitting Andersen Perma-Shield Windows in your next building.

For more details, see Sweets, File 8P. Or call your Andersen Distributor or Dealer. He's in the Yellow Pages under "Windows, Wood." Or write us direct.


The beautiful, carefree way to save fuel.

Andersen® Windowalls® 
ANDERSEN CORPORATION BAYPORT, MINNESOTA 55003


For more data, circle 33 on inquiry card

Five Riverside Towers,
Binghamton, N.Y.
Architect:
George E. Yurchison, A.I.A.,
Rochester, N.Y.

5058G Copyright © Andersen Corp., Bayport, Minn. 1975



J-M Asbestogard™ Vapor Barrier.




J-M Fesco® Board or
Fesco-Foam™ Roof Insulation.




J-M Centurian® Asbestos Base Felt.

**When J-M covers a roof,
J-M really covers a roof.**


**It's called one-source
material responsibility.**



J-M Asbestos Finishing Felt.



J-M Expand-O-Flash®
Expansion Joint Covers.



J-M Asbestile® Flashings.

Because Johns-Manville makes everything that goes into a built-up roof, you have J-M quality all the way — from the deck up.


And when those materials are applied using J-M specifications, the result is "from-the-deck-up" dependability.

Plus clear-cut responsibility for

the performance of all J-M materials in the finished assembly when a J-M Guarantee is issued.

That's why a J-M built-up roof really makes sense. And saves a lot of dollars in the long run.

Need help with roofing problems? Write Johns-Manville, Box 5108, Denver, Colorado 80217.



**We've got
better building systems.**

JM Johns-Manville

**For single-source
built-up roofing systems.**

Alma introduces Ad-Infinitum. Designed for the climb to the top.



The Receptionist requires just enough work surface and storage space to do an efficient day's job. And Ad-Infinitum offers it. Handsomely.



The Secretary needs more work space, and plenty of storage space for files. So she gets a pleasant work station designed specifically for the job.



The Accounting Clerk, working with computer printouts and reams of materials, needs additional storage room. And panels to keep machine noise level down.



The Sales Manager requires extra storage space for departmental records, so a panel-mounted cabinet is added. And a visitor's chair for interviews.



The Executive Vice President, with lots of paperwork to do, needs an office with more work surface to do it on, and more room and more privacy to do it in.



The President deserves an office befitting his position. And Ad-Infinitum gives him one that underlines his image as the man at the top of the corporate ladder.

Now, after years of research into the strengths and weaknesses of pioneer open office systems and the requirements of modern business, Alma presents Ad-Infinitum. An illuminated open plan office system that lets you start with any budget, any space, and create an office that meets today's needs and tomorrow's requirements; an office that provides customized work space for every level of the corporate ladder.

Designed by ISD, engineered by Alma Desk, and shown for the first time at NEOCON '76, Ad-Infinitum may be seen at our showrooms in Chicago, New York, and High Point. See it there. Or write for more information to Alma Desk Company, P.O. Box 2250, Dept. 41, High Point, N.C. 27261.

Then create the ultimate office with Ad-Infinitum.

Showrooms: 280 Park Avenue, New York; 1140 Merchandise Mart Plaza, Chicago; Southern Furniture Exposition Building, High Point.

alma
Alma Desk Company

For more data, circle 35 on inquiry card



Saving energy all year long with insulating glass

Insulating glass units made with LP® polysulfide polymer base sealants are conserving energy and cutting HVAC operational expenses in buildings everywhere. Double-hung units—with one of the two panes made of metalized coated glass—reduce the 1.09 heat transfer coefficient (U value) of single-pane glass dramatically by 56 percent down to 0.50. This is not too far from the 0.27 U value of the most efficient solid masonry wall.

In the past 15 years, over 80% of all organically sealed insulating glass window units used LP polysulfide base sealants, delivering strong, flexible, long-lasting airtight bonds between glass and frame. Although LP sealed units may cost less than other organically sealed units, they will perform trouble-free for years and years.

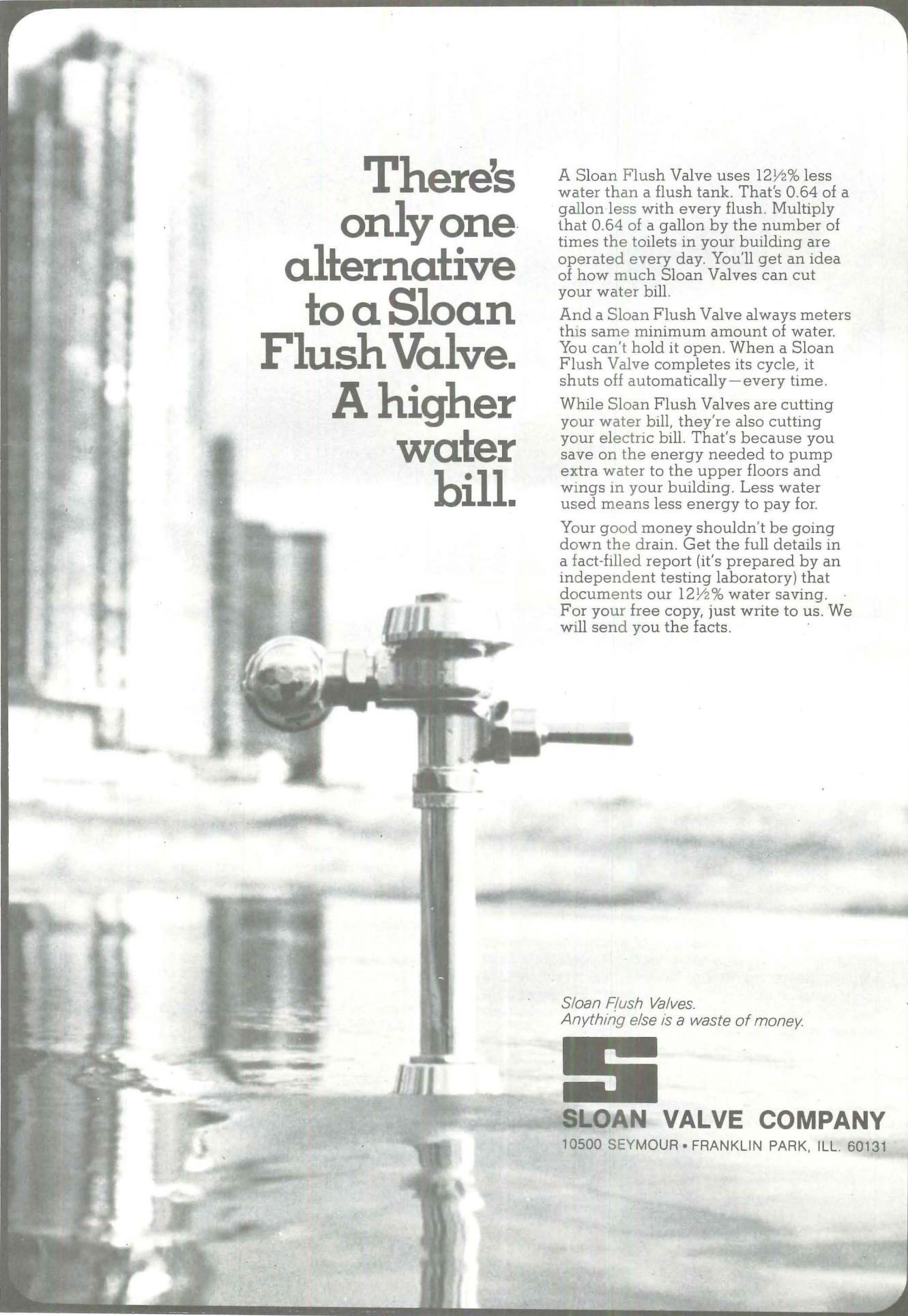
Because replacement of only one or two insulating glass units can be very costly, you should seriously consider the outstanding, long term, proven performance of polysulfide base sealants. The present integrity, beauty and economical practicality of curtain wall construction can thus be extended through the innovative use of properly sealed insulating glass units.

Specify—and demand—insulating glass with an LP polysulfide polymer base sealant to see your way clearly through the energy crisis of today—and through whatever tomorrow may bring. For more information and help in solving your insulating glass problems, contact Thiokol/Chemical Division, P.O. Box 1296, Trenton, N.J. 08607, or phone 609-396-4001.

Thiokol

Specialty Polymers • Off-The-Road Vehicles • Synthetic Fibers & Fabrics • Sprayers • Propulsion • Educational Services
Friction Materials • Ski Lifts • Pyrotechnics • Closures • Rubber and Rubber Chemicals •

For more data, circle 36 on inquiry card



**There's
only one
alternative
to a Sloan
Flush Valve.
A higher
water
bill.**

A Sloan Flush Valve uses 12½% less water than a flush tank. That's 0.64 of a gallon less with every flush. Multiply that 0.64 of a gallon by the number of times the toilets in your building are operated every day. You'll get an idea of how much Sloan Valves can cut your water bill.

And a Sloan Flush Valve always meters this same minimum amount of water. You can't hold it open. When a Sloan Flush Valve completes its cycle, it shuts off automatically—every time.

While Sloan Flush Valves are cutting your water bill, they're also cutting your electric bill. That's because you save on the energy needed to pump extra water to the upper floors and wings in your building. Less water used means less energy to pay for.

Your good money shouldn't be going down the drain. Get the full details in a fact-filled report (it's prepared by an independent testing laboratory) that documents our 12½% water saving. For your free copy, just write to us. We will send you the facts.


*Sloan Flush Valves.
Anything else is a waste of money.*



SLOAN VALVE COMPANY

10500 SEYMOUR • FRANKLIN PARK, ILL. 60131

For more data, circle 37 on inquiry card



Residence, Highland Park, Ill. Architect: Robert M. Roloson.

Red cedar complements a modern mansion.

The problem: Design a truly spacious residence of over 7000 square feet while maintaining graceful lines and complementing the oak forest environment.

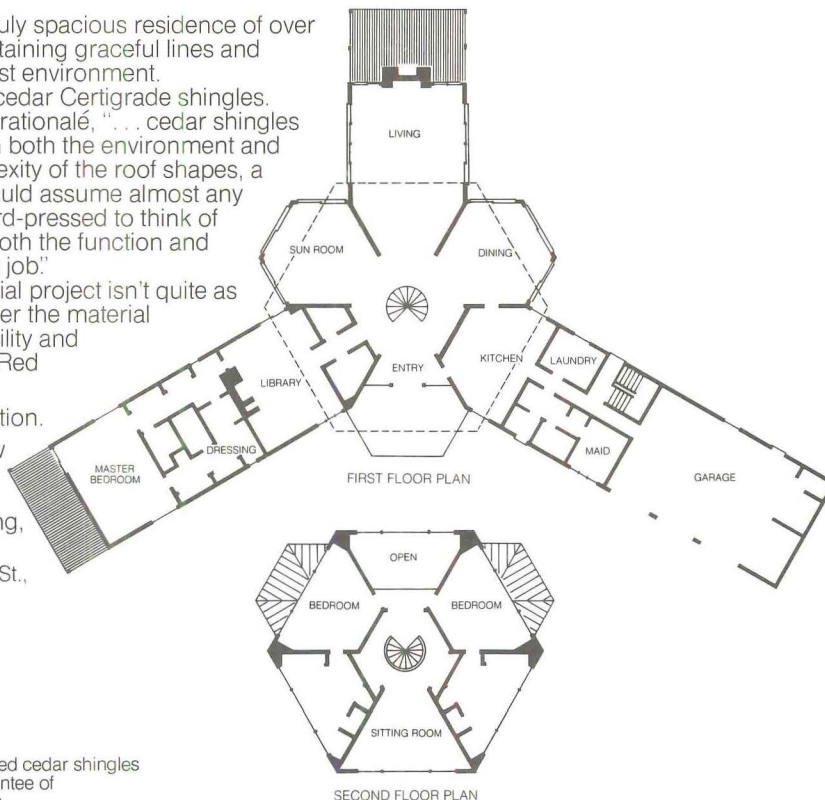
Part of the solution: Red cedar Certigrade shingles. According to the Architect's rationale, "... cedar shingles are uniquely compatible with both the environment and the home. Due to the complexity of the roof shapes, a material was needed that would assume almost any form. Frankly, I would be hard-pressed to think of another material providing both the function and appearance required for this job."

Even if your next residential project isn't quite as extensive as this one, consider the material with natural elegance, durability and superior insulative qualities. Red cedar shingles and shakes.

Red Cedar. A natural solution.

(For information on "How to Specify," write Red Cedar Shingle & Handsplit Shake Bureau, 5510A White Building, Seattle, Wa. 98101.

In Canada: 1055 West Hastings St., Vancouver, B.C., V6E 2H1)



These labels under the bandstick of red cedar shingles and handsplit shakes, are your guarantee of Bureau-graded quality. Insist on them.

Red Cedar Shingle & Handsplit Shake Bureau

For more data, circle 38 on inquiry card

Knoll Task Lighting begins by focusing the light where the people are; gives them a real sense of their own place; and angles the light to make work a pleasure. And the system frees you to plan without reference to fixed ceiling patterns: the proper level of general light is supplied by uplighting from work stations and the Kiosk™.

The benefits of Knoll Task Lighting are twofold. You can achieve a perfectly balanced light environment, tailored to your needs, and at the same time cut your energy use in half. These energy savings translate into considerable dollar savings. We have a formula for computing these costs and estimating savings in your area. You can test our claims. We've been talking to all sorts of people, gathering facts and data. We'll tell you what Knoll Task Lighting does and why, from a variety of viewpoints — people and professional. It's all together in the first of the Knoll tabloids. May we send you a copy?

**745 Fifth Avenue
New York, New York 10022**

Knoll

For more data, circle 39 on inquiry card

CONSTRUCTION MANAGEMENT
BUILDING COSTS
BUILDING ACTIVITY

Planned parenthood: how to beget and raise a branch or subsidiary

by Bradford Perkins, Llewelyn-Davies Associates

Branch offices and subsidiaries were two of the major issues facing growing firms before the latest recession. Today, of course, expansion is not the foremost concern of most firms. Nevertheless, better management of the existing firm is still a major issue, and some firms are looking to new services or new geographic areas to help them deal with the current changes in the market for architectural, engineering and planning services. And thus, even today, the management of branch offices and subsidiaries can be a consideration in a firm's plans.

Branches and subsidiaries are really two separate issues, but so many of the general management guidelines are the same that they can be summarized here together. In fact, virtually all of the management guides are identical, for the primary difference between a branch and a subsidiary is that the latter offers a service different from that of the parent. Once this factor is accounted for, the remainder of the recommendations in this article should apply.

Six reasons for opening a branch or subsidiary

The first guidelines deal with the question of whether or not to set up a branch or subsidiary. Many offices have been established because a firm got a project in a nice city; met someone who wanted to start an interesting service as a subsidiary financed, of course, by your firm; or the market grass looked greener somewhere else. All of these can be part of a legitimate basis for opening a new office, but, as a general rule, a new office should be justified because it fits some carefully analyzed part of an over-all business plan. The business planning process for a design firm has already been described in an earlier article ("Why and How to Plan Professional Firm Management," *RECORD*, March 1972). A major point of this article is that major decisions—such as the opening of a new office—should be the result of a thorough review of the goals, strengths and weaknesses of the firm. Then, if one or more of the following six reasons for opening an office exists, it is far more likely to succeed.

1. The firm has a growing number of clients and potential clients in a region who expect local representation. This is one of the most valid reasons, for most clients believe that the firm they use should be close enough to respond to their day-to-day needs.

2. A corollary is, of course, that the firm has projects too far away to adequately control

and service without a local office. The rule of thumb here is that if a firm has a substantial volume of work farther away than can be easily visited in one day, another office should be considered.

3. Even if the projects are readily accessible, or are even in the same city, it may be desirable to have a separate office or subsidiary company to establish a separate marketing image. One major firm has had two offices in the same metropolitan region—one for suburban work and one to qualify for city projects. More commonly, however, offices in the same area are for services where a separate image is important. This is particularly true if the parent firm has an established image that is not supportive of the proposed new service. For example, an architectural firm considering establishing a construction management arm should consider organizing it as a separate company.

4. Internal image is often as important as external image. Many firms have spun off some of their specialist departments in order to keep or to attract better staff. Engineering, interiors, construction management, and planning groups have often been set up separately to keep them from feeling second-class.

5. A similar approach has been taken to attract or keep younger management. In some cases branches serve as invaluable training grounds for younger management. In other cases, branches are a useful safety valve for an impatient second generation.

6. In a few cases, a new office might be established for even less tangible reasons. Some offices—including a number in New York and Washington, as well as many overseas—were established to give the firm a "national" or "international" image. In still other cases, the reason may be simply to give the firm a new challenge in an interesting region.

Any new office might be established for more than one of the above reasons and, in general, no two new offices or subsidiaries are established for exactly the same reasons. Part of the reason for the diversity is, of course, the great difference in types of offices that can be established.

Regional differences can translate into marked differences between offices of the same firms. In our case, because of regional differences in funding of hospitals and housing—our two largest client groups—there are major variations in the staffing and orientation of our offices. One in Toronto is staffed to meet the schedule, administrative and service re-

quirements of a predominantly public-agency client list, while the other in New York is oriented primarily to service landowners, developers and non-governmental institutions.

Service spin-offs often lead to new offices

The differences are even greater between the various new services that a firm can offer. Programming, space planning, specialist facility planning (educational, hospital, industrial, etc.), and urban and regional planning are all attractive because they are a potential source of future design commissions. The drawback with them, however, is that once they are part of a larger firm they are hard to sell as a separate service unless they can also be offered as a service to other design firms as well. Too often if the client wants only a programming or planning service, he will look to a specialist organization with a clear reputation in the field. If he hires an architect or engineer who also does planning, he may assume that these preliminary services should be included in the regular design fee.

Engineering presents a different set of problems. Additional fees are relatively easy to obtain, but qualified staff are not. Many engineers do not want to be members of architectural firms (the same is true of architects in engineering firms) because they assume that promotion will be closed off at some level below the top. Moreover, it is often difficult for the parent to maintain a steady workload for such a group. This workload issue is particularly serious for mechanical and electrical engineering groups, which have proven to be the most difficult to make successful. Most successful engineering or architectural subsidiaries are in firms that are relatively specialized and that can establish relatively straightforward and routine working relationships between the two types of design organizations.

Interior design is, on the other hand, one of the easier complementary design capabilities to add—if the parent company has a "design reputation" and clients who regularly need its service. Still others—such as a restoration and rehabilitation subsidiary, and landscape architecture—are appropriate where they are complementary to the work and image of the parent. For example, a firm with a long established reputation among Federal clients has added a restoration subsidiary. Because of its established contracts, it has an

continued on page 54

entrée to a large number of potential clients for this new service.

Construction management has been a popular addition in recent years, but too few have recognized its unique requirements for either qualitative or financial success. Construction management requires cost estimators, scheduling specialists, field superintendents and other skills that can rarely be offered by a small new firm. Of equal importance—without these skills and a substantial track record—it is a hard service to sell. A few CM subsidiaries—such as CM Associates (part of CRS Design Associates, Inc.)—have overcome these handicaps through an intelligent marketing strategy and operating tactic, but they are the exception.

Even more exceptional are successful real estate development subsidiaries. Whether inspired by John Portman's success in building a national reputation (and presumably a fortune), a desire to manufacture their own clients, a feeling of knowledge superior to their average developer clients', or some other motivation, many architects have experimented with development. Because of the inherent risks of highly leveraged investments—particularly in a difficult economy—the successes have been few and far between. In several cases even major firms have almost been bankrupted by ignoring still another rule in branch or subsidiary management: be careful not to lose sight of or risk unnecessarily the foundation of the firm's strength in the pursuit of any new venture.

Is the new office feasible?

Six questions to ask yourself

The central theme of the above notes is clearly that a new subsidiary or branch must make sense within the over-all plan for the firm's future growth and change in both professional and business terms. A goal of added volume and profits alone is rarely enough.

Therefore, the over-all firm's business plan must recognize not only that there is a potential market for a new office, but also that each market has unique requirements. Once these factors are established, it is important to review the answers to the other issues bearing on the feasibility of opening a new office.

1. Can the firm afford the required investment? This investment must be estimated using pessimistic assumptions, but even under the best of circumstances, a new office in a city where the firm already has work rarely costs less than \$50,000 to get off the ground. The cost of a foreign office—or a new service such as construction management—can easily exceed \$200,000.

2. Is there a strong probability that the firm will be able to secure a continuing volume of work? A new office is rarely justified if it cannot generate a steady fee volume of at least \$500,000 per year. Any lower number makes it hard to justify the investment, the cost of the extra management required, or the headaches. Some experienced firms argue that you must be able to get local work to justify an office. It is not enough, they say, to serve a region. There must be an underlying foundation of local contracts. This reasoning has, for ex-

ample, recently led several firms to close their New York City branches.

3. Will the firm be offering a better service? Better has to be defined in two ways: better than the firm's current service has been without the new office, and better than the new office's primary competition. The only way to be assured of an adequate volume of work is to have something better to offer. A number of firms have rushed into new fields—such as construction management—without taking the steps to make their new offering credible.

4. Can the new office be properly staffed? This is, of course, the best way to provide a better service. In the case of construction management it can be a real concern due to the lack of good, experienced people available at reasonable salaries for a new firm. In the case of a foreign office, it may be that good people will not commit their families and themselves to live there.

5. Can the most important staffing position—that of the head of the office—be filled with a proven leader? A branch or subsidiary is inevitably shaped and structured to respond to the personality of its local leadership. This means that in style and outlook it can differ markedly from the parent firm. This issue is discussed further on in this article.

6. And, even if a good leader can be found, will the top management of the firm be willing to make regular support and review visits to the new office and its clients? A sure formula for disaster is to establish an outpost and then abandon it. Even in the unlikely event that the local leadership is good enough to survive on its own, and the office thrives, it will grow away from the parent company, leaving the home office with a serious problem in the future. The branch or subsidiary must be made to feel that it is an important part of the whole firm. More than one prominent firm has—by ignoring its branches or making them feel like stepchildren of the parent company—sown the seeds of future palace revolts.

Therefore, it is important that the senior principals have a personal commitment to participate in the on-site development of a branch or subsidiary. This does not mean that senior management should either constantly second-guess the local management or try to run their day-to-day affairs. Each firm must find its own proper balance between local independence and senior management support. This seems to go counter to the management anecdote that one of the reasons for the Roman Empire's long successful history was the absence of the telephone, airplane, train or other rapid form of communication. A province had to survive on its own. The real lesson, however, is that decentralization and strong local management—not necessarily independence—are important.

Along with effective leadership marketing is essential

Assuming, once again, that a firm has a plan that provides a satisfactory answer to each of the above, the issue becomes implementation. Here, also, there are some general guidelines.

As was noted above, effective local leadership is almost always essential if a new office

or subsidiary is to thrive. Moreover, this local management must provide effective leadership in at least three major areas: marketing, general business and finance, and, of course, the services being offered.

Most firms try to build around at least a strong salesman unless the parent firm has a very strong central business development group with some spare time. This person should have proven ability. One of the most common mistakes has been to assume someone can sell a service just because he says he can. Sales ability must, however, be matched with the other two noted above. If they cannot be found in one person, then it is best to supplement the first person with other senior personnel as financial and operational issues develop. CRS, for example, has traditionally used a three-man team—one for each skill—to lead each of its subsidiaries and branches.

Whatever the staffing the selection should be based on the individual's abilities to survive independently, but loyalty to the parent and an understanding of the over-all organization's objectives should also be sought. If this is ignored, problems are inevitable whether or not the office is a success.

Coincident with selection of the proper leadership for a new office must be a clear statement of the management protocols and other guidelines they—and the rest of the firm—will be expected to follow. These guidelines should cover such items as the types of financial commitments that can be made at the local level, who the new office managers report to, and all other major elements of the parent-branch relationship. It is always more difficult and costly to impose these later.

One of the most important areas to include in the guidelines is the new office's marketing efforts. This article stresses sales as the most necessary skill—at least in the initial years of a new office. Most firms minimize their financial exposure by using a strong business development effort to get one or more jobs for the new service or region before opening the office. Many others accomplish the same goal by acquiring a firm already established in the target field. Once a firm secures work by whatever techniques, of course, business development skills must be matched with general management and technical abilities. Local management must coordinate its efforts with the rest of the firm. For example, whether or not the new office has its own specialized marketing plan, a branch's marketing must be coordinated with all other offices. Not only does this avoid the embarrassment and waste of two offices competing for the same project (a relatively common occurrence in some big firms), but also it helps bring to bear the full marketing assets (contracts, presentation skills, prior experience, etc.) of the over-all firm.

Central reporting is equally important in the financial areas. As a general rule, a branch or subsidiary should have its own financial management controls (project cost, volume, overhead and even the monthly accrual-basis profit and loss statement already discussed in the earlier article "Financial Management of the Professional Firm," RECORD, May 1972),

continued on page 57

“Why do I think GAF[®] Mineral-Shield[®] Roofing is so hot? Because it's cold-applied and that makes a big difference.”

Bill Steinmetz

Chairman
Midland Engineering Company, Inc.
South Bend, Indiana



“A play on words, hardly,” Mr. Steinmetz continues. “We’ve been thinking cold around our company for over six years now. With some 400 cold process roofing jobs under our belt, we know that Mineral-Shield roofing performs. Not only can we recommend it with complete confidence to our customers, but we have also found through our extensive job experience that there are many advantages and benefits to the roofing contractor.

“Because Mineral-Shield is cold-applied, the need for heating kettles and tankers is eliminated. Also gone are hot luggers, felt layers, and gravel spreaders. In fact, a contractor’s job equipment needs are reduced substantially and the cold process application equipment can easily be towed to the job site by conventional pick-up truck. The economics of this are obvious...less handling, faster job set-up, less equipment maintenance, not to mention the elimination of lost time due to accidents or burns.

“What really sold us on GAF Mineral-Shield Roofing system is that it works! And after all, that’s the name of the game whether you’re looking at it from the point of view of the owner, roofing contractor, or architect.”

GAF Mineral-Shield is a modern cold-applied built-up roofing incorporating multi-ply of roofing membrane plus layers of roofing mastic and a surfacing of white mineral granules, usually applied by mechanized spray equipment. All components—roofing membrane, mastic and granules—are factory-finished under rigid GAF quality control. A Class “A” Underwriters’ Laboratories Rating is available. Guaranteed by GAF when applied according to published specifications.



GAF Corporation
Industrial Roofing and Waterproofing,
140 West 51 Street,
New York, New York. 10020

Please send me further information on
GAF Mineral Shield Cold-Applied Roofing.

Please have a representative call.

TA-AR-86

Name _____


Firm _____

Address _____

City _____ State _____ Zip _____

GAF[®] Mineral-Shield[®] Roofing

For more data, circle 40 on inquiry card



... the sands of time do not impress this Patcraft carpet!

It is "PRECIOUS"... made of DuPont Antron® II Nylon... a carpet that combines aesthetics with durability for exceptionally high performance plus ease of care. *(Custom colors available)*

ANOTHER PATCRAFT CARPET!

DU PONT
ZE PEL
THE WAY OF
CARPET PROTECTOR

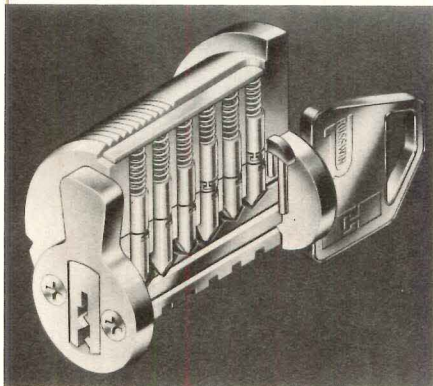


MILLS INC.
Box 1087 • Dalton, Ga. 30720

For more data, circle 41 on inquiry card

About the only way to pick the New Emhart High Security Locking System is to select it.

When you specify a lockset incorporating the new Emhart High Security Locking System, you have the key to positive building protection in your pocket. The odds against a would-be intruder beating the system are astronomical!



It's designed so that angular cross-cuts in the key bit* rotate the multi-section tumbler pins a precise number of degrees. This lines up T-slots in their upper ends with mating projections in their upper sections to activate the cylinder. Considering the possible combinations of angles of rotation in the 6-pin cylinder, it's virtually impossible to operate without the key!

Russwin will custom build a high security package to your needs with a fine quality lock and the Emhart High Security Locking System. Emhart System keys can also operate other selected Russwin locks, permitting the use of conventional locksets for normal security plus Emhart System locks in critical areas, all operated with one key. The System's cylinders may also be imposed on new or qualified locking systems.

Write to Russwin for complete details on the high security system with more angles than any burglar.

UL listed *Patent applied for



HARDWARE DIVISION, EMHART CORPORATION
BERLIN, CONNECTICUT 06037



but separate payroll and accounting are functions of tax and other considerations.

If the office is reasonably close and communication with the parent company is easy, accounting can be centralized and branch accounting limited to basic record keeping by a bookkeeper or bookkeeper/secretary. If the office is remote, decentralized accounting may be necessary. Whether centralized or decentralized, though, the branch's management controls and accounting should be structured to fit into a regular (usually monthly) standardized reporting format for the entire firm.

Some new financial techniques must be added to standardized controls. The most important of these is an agreed upon interbranch billing approach. There is no general formula for this, but in our case, offices share staff and negotiate fees between offices on an arm's length basis. In situations where a lump sum fee cannot be negotiated, we bill at one times direct salary expense for administrative or business development help, two times where one office is merely providing staff, and our full rate of two and one half times direct salary expense where the office supplying the additional staff has a major role in bringing in or managing the project. The guidelines and differences are administered by the over-all firm's executive committee.

Other administrative matters—including personnel policies—should be as consistent as possible across the firm. Not only should a branch take advantage of the experience of the parent, but also it is remarkable how quickly the employees will spot what they think are inequities in the treatment between offices of the firm. Some difference in treatment is possible in at least one personnel area, however; the management of a branch can—and probably should—be offered some performance incentives. But, it is dangerous to tie the incentives to the branch alone. In many firms—including ours—the compromise is reached by offering branch managers a share of the central profit pool but adjusting his percentage share of this single pool periodically based on the individual's success in the management of his branch. To tie it to the branch alone can make it difficult to re-allocate work between offices or share staff, among other problems.

General firm-wide quality and production controls are also important, but firms differ in how best to achieve this. A few firms—such as CRS—have centralized almost all of their production staff in order to achieve better efficiency and control. Our firm, on the other hand, has tried to centralize some decisions on how the workload is allocated between offices, but have sought to build local capabilities in order to provide more responsive local service. Both approaches can work.

Over-all, the management of a branch or a subsidiary is really little different than management of the parent. Both require effective day-to-day control of at least three major areas: business development; finance and administration; and the service being offered. The new factor added is the need for effective communications between offices in order to make them function as a single entity.



Wasco Makes Excellent GLASS Skylights Too!

That's right, Wasco does make fine flat glazed skylights and Wasco will work with you to develop specifications, drawings and costs. Your ideas and requirements are important to Wasco. You can trust them to perform.

Wasco Products, Inc. is the well known leader in acrylic Skydomes and working with O'Keeffe's Inc. offer you fifty three years of combined daylighting experience. So whether you are interested in glass, flat acrylic or domed acrylic skylights Wasco wants to help. No project is too small or too complex to get Wasco's prompt attention and for you to get a fair price.

For further information, case histories, or design assistance write.



WASCO PRODUCTS, INC.
LEADERS IN SKYLIGHTING, FLASHING,
AND SMOKE AND HEAT VENTING

P.O. Box 351, Sanford, Maine 04073
Tel. 207-324-8060

For more data, circle 43 on inquiry card

For more data, circle 42 on inquiry card

New Inryco N-R-G-Bloc™

A Fire-Tested Preset Insert with complete flexibility in service fittings

Saves Fireproofing Costs

Because it is filled with thermal fiber until it is activated, the N-R-G-Bloc functions in fire situations as an integral part of the concrete slab. Tests at Underwriters' Laboratories, Inc., qualify N-R-G-Bloc for a new 2-hour UL rating (D-847)* requiring only ½" of fireproofing under it when used in a stone concrete slab—up to 1⅛" less than untested rib-activated presets.

Versatility in Finished Stage

Only N-R-G-Bloc makes available all three types of finished service fittings as standard components. And it takes all three to meet the varied needs of different office areas: the neat flush disc fitting for most average locations, the work-horse surface mounted fitting for heavy-use departments, and the carpet-covered fitting for the executive suite.

Two Good Reasons

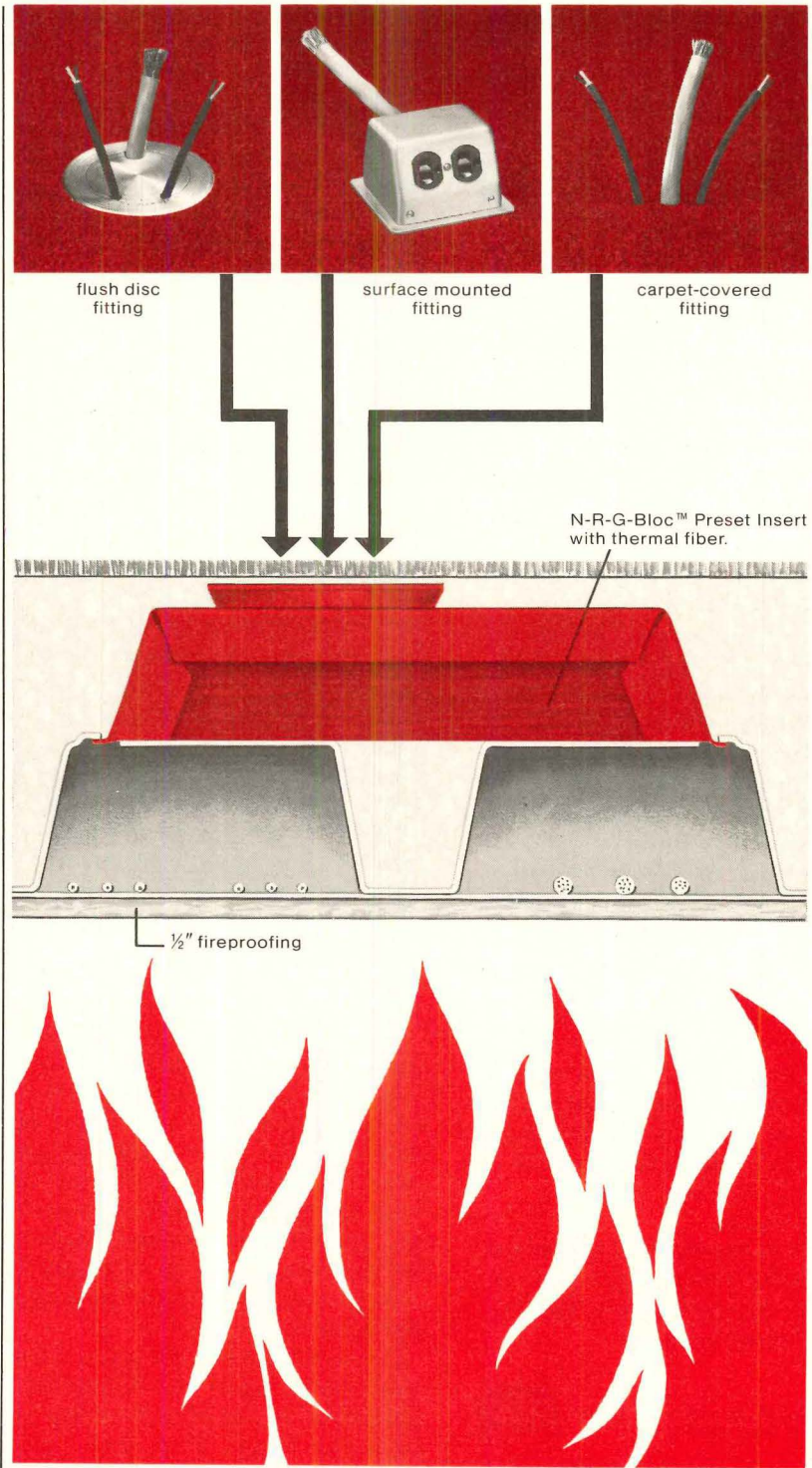
Savings and versatility are worth looking into. Our catalogs 21-7 and 21-15 give complete information on Inryco N-R-G-Bloc Preset Inserts. We'd like to send them to you. INRYCO, Inc., (General Offices, Melrose Park, Ill.) Write Inryco Building Panels Division, Dept. H, 4033 West Burnham Street, Milwaukee, Wis. 53201.

*Using flush service fitting. Other ratings are available.



Inryco
an Inland Steel company

Formerly Inland-Ryerson Construction Products Company



For more data, circle 44 on inquiry card

Building type: apartment buildings (low rise)

| Building system | Average | | High average | |
|---------------------|---------|------|--------------|------|
| | \$/SF | %TOT | \$/SF | %TOT |
| Foundations | \$ 0.78 | 3.6 | \$ 0.68 | 2.9 |
| Substructure | 0.58 | 2.7 | 0.42 | 1.8 |
| Superstructure | 2.23 | 10.2 | 2.52 | 10.9 |
| Exterior closure | 2.86 | 13.1 | 3.64 | 15.7 |
| Roofing | 0.36 | 1.6 | 0.36 | 1.6 |
| Partitions | 2.60 | 11.9 | 2.49 | 10.8 |
| Wall finishes | 1.11 | 5.1 | 0.99 | 4.3 |
| Floor finishes | 1.56 | 7.1 | 1.38 | 6.0 |
| Ceiling finishes | 0.92 | 4.2 | 1.20 | 5.2 |
| Specialties | 0.25 | 1.1 | 0.33 | 1.4 |
| Conveying systems | 0.0 | 0.0 | 0.0 | 0.0 |
| Plumbing | 2.21 | 10.1 | 3.20 | 13.8 |
| Fire protection | 0.06 | 0.3 | 0.07 | 0.3 |
| Hvac | 1.90 | 8.7 | 1.53 | 6.6 |
| Electrical | 1.97 | 9.0 | 2.57 | 11.1 |
| General conditions | 1.23 | 5.6 | 1.14 | 4.9 |
| Net building cost | 20.62 | 94.3 | 22.52 | 97.3 |
| Equipment | 1.24 | 5.7 | 0.63 | 2.7 |
| Gross building cost | 21.86 | 100% | 23.15 | 100% |
| Sitework | 0.67 | 3.1 | 0.46 | 2.0 |
| Construction cost | \$22.53 | | \$23.61 | |

Apartments (low- to moderate-income)

128 Units

| | |
|---------------------------|------------------|
| 24 1-Bedroom | 650 sq ft/unit |
| 68 2-Bedroom | 850 sq ft/unit |
| 36 3-Bedroom | 1,072 sq ft/unit |
| Laundry building | 710 sq ft Total |
| Carport (12,800 SF = 128) | 100 sq ft/unit |

INDEXES: August 1976

| Metropolitan area | Cost differential | Current Indexes | | | | % change last 12 months |
|--------------------------|-------------------|-----------------|-------------|---------|-------|-------------------------|
| | | non-res. | residential | masonry | steel | |
| U.S. Average | 8.5 | 539.6 | 506.9 | 533.1 | 519.4 | + 9.1 |
| Atlanta | 7.5 | 612.4 | 577.5 | 605.3 | 593.7 | + 3.2 |
| Baltimore | 8.5 | 622.7 | 585.5 | 611.0 | 596.7 | +13.1 |
| Birmingham | 7.3 | 476.6 | 443.3 | 463.9 | 457.4 | + 6.7 |
| Boston | 9.0 | 545.2 | 515.2 | 552.2 | 530.8 | +10.6 |
| Buffalo | 9.1 | 578.1 | 542.9 | 570.1 | 553.3 | + 6.5 |
| Chicago | 8.3 | 570.7 | 542.7 | 552.4 | 544.5 | + 3.9 |
| Cincinnati | 8.8 | 613.3 | 577.2 | 603.0 | 587.7 | +16.3 |
| Cleveland | 9.0 | 589.4 | 554.6 | 579.6 | 562.7 | +12.0 |
| Columbus, Ohio | 8.2 | 525.4 | 493.5 | 521.9 | 505.9 | + 3.2 |
| Dallas | 7.9 | 513.2 | 501.0 | 506.6 | 495.4 | + 3.6 |
| Denver | 8.4 | 589.3 | 554.4 | 584.5 | 571.5 | + 9.4 |
| Detroit | 9.8 | 624.5 | 595.9 | 633.9 | 609.6 | +10.9 |
| Houston | 7.4 | 507.7 | 476.8 | 496.6 | 487.8 | +11.6 |
| Indianapolis | 7.8 | 482.2 | 453.9 | 474.7 | 464.3 | + 8.2 |
| Kansas City | 8.7 | 533.1 | 503.8 | 525.0 | 510.8 | + 8.9 |
| Los Angeles | 8.5 | 614.9 | 562.2 | 599.2 | 585.4 | + 9.5 |
| Louisville | 7.6 | 514.2 | 482.9 | 502.2 | 492.4 | + 6.9 |
| Memphis | 8.4 | 547.4 | 514.0 | 529.1 | 517.9 | + 7.5 |
| Miami | 7.9 | 597.7 | 569.5 | 595.7 | 586.9 | +17.7 |
| Milwaukee | 8.7 | 619.1 | 581.4 | 614.6 | 593.9 | + 9.5 |
| Minneapolis | 8.9 | 556.9 | 524.0 | 550.0 | 537.2 | + 6.7 |
| Newark | 9.0 | 501.2 | 470.7 | 498.1 | 485.0 | + 2.5 |
| New Orleans | 7.5 | 532.1 | 502.3 | 523.9 | 512.1 | +12.7 |
| New York | 10.0 | 554.3 | 515.5 | 544.6 | 533.1 | + 2.9 |
| Philadelphia | 9.1 | 590.8 | 562.9 | 592.1 | 573.4 | + 9.4 |
| Phoenix (1947 = 100) | 8.2 | 317.5 | 298.2 | 313.6 | 305.4 | + 8.6 |
| Pittsburgh | 8.9 | 516.6 | 486.1 | 516.4 | 499.2 | + 7.0 |
| St. Louis | 8.7 | 552.3 | 521.4 | 547.3 | 534.9 | + 9.0 |
| San Antonio (1960 = 100) | 7.6 | 216.2 | 203.8 | 211.4 | 207.0 | +14.3 |
| San Diego (1960 = 100) | 8.7 | 252.0 | 236.7 | 249.6 | 248.0 | +19.9 |
| San Francisco | 9.6 | 810.3 | 740.7 | 803.7 | 777.3 | +10.3 |
| Seattle | 8.6 | 542.1 | 485.3 | 532.5 | 514.5 | +11.2 |
| Washington, D.C. | 8.4 | 526.4 | 494.3 | 518.8 | 503.9 | + 7.7 |

Cost differentials compare current local costs, not indexes, on a scale of 10 based on New York

Tables compiled by Dodge Building Cost Services, McGraw-Hill Information Systems Company

HISTORICAL BUILDING COST INDEXES—AVERAGE OF ALL NON-RESIDENTIAL BUILDING TYPES, 21 CITIES

1941 average for each city = 100.00

| Metropolitan area | 1966 | 1967 | 1968 | 1969 | 1970 | 1971 | 1972 | 1973 | 1974 | 1975 (Quarterly) | | | | 1976 (Quarterly) | | | |
|-------------------|-------|-------|-------|-------|-------|-------|-------|-------|-------|------------------|-------|-------|-------|------------------|-------|-----|-----|
| | | | | | | | | | | 1st | 2nd | 3rd | 4th | 1st | 2nd | 3rd | 4th |
| Atlanta | 329.8 | 335.7 | 353.1 | 384.0 | 422.4 | 459.2 | 497.7 | 544.8 | 575.0 | 583.8 | 585.3 | 597.2 | 598.7 | 602.6 | 604.1 | | |
| Baltimore | 280.9 | 295.8 | 308.7 | 322.8 | 348.8 | 381.7 | 420.4 | 475.5 | 534.3 | 538.7 | 540.2 | 579.6 | 581.1 | 609.7 | 611.2 | | |
| Birmingham | 270.7 | 274.7 | 284.3 | 303.4 | 309.3 | 331.6 | 358.3 | 402.1 | 421.2 | 438.6 | 440.1 | 447.4 | 448.9 | 469.0 | 469.5 | | |
| Boston | 262.0 | 265.7 | 277.1 | 295.0 | 328.6 | 362.0 | 394.4 | 437.8 | 462.5 | 484.1 | 485.6 | 511.7 | 513.2 | 535.7 | 537.2 | | |
| Chicago | 320.4 | 328.4 | 339.5 | 356.1 | 386.1 | 418.8 | 444.3 | 508.6 | 529.6 | 539.2 | 540.7 | 558.6 | 560.1 | 560.3 | 561.8 | | |
| Cincinnati | 278.3 | 288.2 | 302.6 | 325.8 | 348.5 | 386.1 | 410.7 | 462.4 | 500.1 | 518.0 | 519.5 | 549.1 | 550.6 | 602.9 | 604.4 | | |
| Cleveland | 300.7 | 303.7 | 331.5 | 358.3 | 380.1 | 415.6 | 429.3 | 462.2 | 509.5 | 516.6 | 518.1 | 529.5 | 531.0 | 578.7 | 580.2 | | |
| Dallas | 266.9 | 270.4 | 281.7 | 308.6 | 327.1 | 357.9 | 386.6 | 436.4 | 477.9 | 488.3 | 489.8 | 498.1 | 499.6 | 506.1 | 507.6 | | |
| Denver | 297.5 | 305.1 | 312.5 | 339.0 | 368.1 | 392.9 | 415.4 | 461.0 | 510.0 | 530.4 | 531.9 | 552.1 | 553.6 | 580.3 | 581.8 | | |
| Detroit | 296.9 | 301.2 | 316.4 | 352.9 | 377.4 | 409.7 | 433.1 | 501.0 | 538.7 | 554.4 | 555.9 | 596.0 | 597.5 | 615.1 | 616.6 | | |
| Kansas City | 261.0 | 264.3 | 278.0 | 295.5 | 315.3 | 344.7 | 367.0 | 405.8 | 444.9 | 481.1 | 482.5 | 507.6 | 509.1 | 523.8 | 525.3 | | |
| Los Angeles | 302.7 | 310.1 | 320.1 | 344.1 | 361.9 | 400.9 | 424.5 | 504.2 | 531.8 | 546.7 | 548.2 | 592.6 | 594.1 | 599.1 | 600.6 | | |
| Miami | 284.0 | 286.1 | 305.3 | 392.3 | 353.2 | 384.7 | 406.4 | 447.2 | 485.5 | 499.5 | 501.0 | 557.4 | 558.9 | 588.1 | 589.6 | | |
| Minneapolis | 289.4 | 300.2 | 309.4 | 331.2 | 361.1 | 417.1 | 412.9 | 456.1 | 488.6 | 513.9 | 515.4 | 536.5 | 538.0 | 548.3 | 549.8 | | |
| New Orleans | 259.8 | 267.6 | 274.2 | 297.5 | 318.9 | 341.8 | 369.7 | 420.5 | 442.1 | 463.5 | 465.0 | 493.2 | 494.7 | 522.8 | 524.3 | | |
| New York | 304.0 | 313.6 | 321.4 | 344.5 | 366.0 | 395.6 | 423.1 | 485.3 | 515.3 | 524.1 | 525.5 | 532.0 | 533.5 | 539.4 | 540.9 | | |
| Philadelphia | 286.6 | 293.7 | 301.7 | 321.0 | 346.5 | 374.9 | 419.5 | 485.1 | 518.5 | 531.5 | 533.0 | 566.0 | 567.5 | 581.8 | 583.3 | | |
| Pittsburgh | 271.1 | 275.0 | 293.8 | 311.0 | 327.2 | 362.1 | 380.3 | 424.4 | 465.6 | 475.2 | 476.7 | 508.0 | 509.5 | 508.5 | 510.0 | | |
| St. Louis | 288.3 | 293.2 | 304.4 | 324.7 | 344.4 | 375.5 | 402.5 | 444.2 | 476.7 | 497.5 | 499.0 | 527.4 | 528.9 | 542.7 | 544.2 | | |
| San Francisco | 386.0 | 390.8 | 402.9 | 441.1 | 465.1 | 512.3 | 561.0 | 632.3 | 672.5 | 716.0 | 717.5 | 751.8 | 753.3 | 790.1 | 791.6 | | |
| Seattle | 275.0 | 283.5 | 292.2 | 317.8 | 341.8 | 358.4 | 371.5 | 424.4 | 450.2 | 472.5 | 474.0 | 513.6 | 515.1 | 525.9 | 527.4 | | |

Costs in a given city for a certain period may be compared with costs in another period by dividing one index into the other; if the index for a city for one period (200.0) divided by the index for a second period (150.0) equals 133%, the costs in the one period are 33% higher than the costs in the other. Also, second period costs are 75% of those in the first period (150.0 ÷ 200.0 = 75%) or they are 25% lower in the second period.



"Today most contract draperies are flame resistant. It's the smoke you have to worry about.

That's why I chose fiber glass!"

Fire destroys.

But it's the smoke that causes many of the human casualties when a fire breaks out in a building.

So when you are selecting materials for the interior of your building, don't just look at their flame resistance. Like Mr. Grove, look for smoke protection.

The fiber glass fabric he chose meets all applicable flammability standards. It's classified "noncombustible" by Underwriters' Laboratories. It won't support combustion, drip or continue to burn after heat or flame is removed. And fiber glass yarns are so naturally

resistant to combustion or thermal decomposition that properly finished fabrics woven from them emit no significant smoke when exposed to flame or intense heat.

This is not true of many widely used contract fabrics. Is it true of the fabric you are considering?

Write to us for a sample of the Madison Hospital fabric and for information on other fire- and smoke-rated drapery fabrics. PPG Industries, Inc., Fiber Glass Division, One Gateway Center, Pittsburgh, Pa. 15222.

PPG: a Concern for the Future

Homer Grove, Administrator
Madison Hospital
Madison, Tennessee

Fabrics of PPG Fiber Glass
from the John Whipple Collection
of Haag Brothers, Inc.
Chicago—Atlanta—Los Angeles

Fiber Glass



The Dodge/Sweet's Construction Outlook

A midyear update: We're safely headed upwards...

Recovery of the construction industry from its worst recession in a generation first began more than a year ago—in early 1975 when the housing market turned up. This beginning of the recovery sequence was reinforced during the summer and fall of 1975 by the release of billions in impounded appropriations from the highway and sewer Trust Funds. And finally—in only the past few months—an unmistakable upturn has taken hold in the construction market that means most to the design professions: nonresidential building.

Now that both the residential and nonresidential building cycles are safely headed upward, it is time to stop talking about recovery and consider the potential for expansion in the quarters ahead. Here are some important things to keep in mind about 1976's outcome (which by now is half history):

- Contracting for nonresidential buildings will continue to improve steadily over the balance of 1976, but the year's total will fall short of 1975's \$32 billion. Thus...
- All of this year's gain in construction contract value will be confined to one area only—the housing market.
- Square footage will show a disproportionately large gain in 1976, mostly because of a heavy shift in the "mix" of building types, and partly because inflation in construction (as elsewhere) has slowed a bit. The southward and westward drift of construction activity, which was so pronounced in the early 1970s, is being temporarily reversed.
- Nonbuilding construction, lacking a super-project the magnitude of last year's trans-Alaska pipeline in 1976, will barely hold even with 1975's high level of contracting.

Nonresidential building

Nonresidential building reached its cyclical low point in December, 1975—exactly a year after the housing cycle bottomed out. And from January to May, each successive month has brought a higher rate of contracting for nonresidential buildings. However, each of the several submarkets in this group is showing its own unique variation of the recovery process. *Commercial building's* recovery has been a blend of a vigorous expansion of stores/shopping centers and stagnation of office buildings. *Stores and other retail facilities*, responding to last year's recovery of homebuilding and the sharp rise in retail sales, were first of all the major nonresidential building types to turn up. In 1976's first half, retail building was running

20 per cent ahead of 1975's value and is expected to finish the year with a 25 per cent improvement in contract value (15 per cent in square footage).

Office building, by contrast, was still behind last year's weak rate of contracting at mid-1976, and isn't likely to finish the year any better than even with the 1975 total, making it two bad years in a row for the office building market.

Manufacturing building, now just beginning its recovery, will fall far short of last year's record \$6.8 billion for two reasons. For the time being, business plans for capital spending are showing the natural reluctance of most manufacturers to add more capacity while they are still working below their optimum rate of plant utilization. It may take as much as a year before today's excess capacity is either brought into use or scrapped, and only then will indus-

National estimates 1976

Construction Contract Value

(millions of dollars)

Second Update
July 1976

| | | 1975 Actual | 1976 Forecast | Per Cent Change |
|---------------------------------|---|---------------------|------------------|--------------------|
| Nonresidential Buildings | Office Buildings | \$ 4,036 | \$ 4,100 | + 2 |
| | Stores & Other Commercial | 5,353 | 6,650 | +24 |
| | Manufacturing | 6,878 | 4,100 | -40 |
| | Total Commercial & Manufacturing | \$16,267 | \$ 14,850 | - 9 |
| | Educational | \$ 5,914 | \$ 5,400 | - 9 |
| | Hospital & Health | 3,762 | 4,500 | +20 |
| | Other Nonresidential Buildings | 6,065 | 6,150 | + 1 |
| | Total Institutional & Other | \$15,741 | \$ 16,050 | + 2 |
| | Total Nonresidential | \$32,008 | \$ 30,900 | - 3 |
| | Residential Buildings | 1- & 2-Family Homes | \$25,445 | \$ 35,350 |
| Apartments | | 4,710 | 8,050 | +71 |
| Total Housekeeping | | \$30,155 | \$ 43,400 | +44 |
| Total Nonhousekeeping | | \$ 1,115 | \$ 1,400 | +26 |
| Total Residential | \$31,270 | \$ 44,800 | +43 | |
| Nonbuilding Construction | Highways & Bridges | \$ 8,871 | \$ 7,900 | -11 |
| | Utilities | 7,453 | 9,500 | +27 |
| | Sewer & Water | 6,531 | 7,000 | + 7 |
| | Other Nonbuilding Construction | 5,576 | 4,150 | -26 |
| | Total Nonbuilding | \$28,431 | \$ 28,550 | -- |
| Total Construction | \$91,709 | \$104,250 | +14 | |
| Dodge Index (1967 = 100) | 166 | 189 | | |

Floor Area of New Buildings

(millions of square feet)

| | | 1975 Actual | 1976 Forecast | Per Cent Change |
|--|---|----------------|------------------|--------------------|
| Nonresidential Buildings | Office Buildings | 109 | 110 | + 1 |
| | Stores & Other Commercial | 309 | 355 | +15 |
| | Manufacturing | 148 | 155 | + 5 |
| | Total Commercial & Manufacturing | 566 | 620 | +10 |
| | Educational | 152 | 130 | -14 |
| | Hospital & Health | 65 | 75 | +15 |
| | Other Nonresidential Buildings | 182 | 185 | + 2 |
| Total Institutional & Other | 399 | 390 | - 2 | |
| Total Nonresidential | 965 | 1,010 | + 5 | |
| Residential Buildings | 1- & 2-Family Homes | 1,180 | 1,540 | +31 |
| | Apartments | 229 | 375 | +64 |
| | Total Housekeeping | 1,409 | 1,915 | +36 |
| | Total Nonhousekeeping | 33 | 40 | +21 |
| Total Residential | 1,442 | 1,955 | +36 | |
| Total Buildings | 2,407 | 2,965 | +23 | |

trial building reach a full stride.

Besides that, a lot of last year's extraordinary total of industrial construction (maybe as much as half) was a one-shot response—in the form of a \$4 billion surge of refineries, petrochemical, plants, etc.—to the 1973/74 energy crisis. That's not something you'd expect to be sustained no matter how boomy business conditions get over the next year or two.

Partial recovery toward a normal level of industrial construction means a little better than \$4 billion in 1976, and that is 40 per cent less than last year's unusual circumstances brought forth.

Institutional and other nonresidential building were right on target at midyear, running virtually even with 1975's total. That's how our forecast for the full year remains.

Within the institutional group of building types the important changes from last year are: educational building—down nearly 10 per cent; hospital/health facilities—up 20 per cent.

A higher second half rate of contracting for all nonresidential buildings will reduce the midyear shortfall of 10 per cent to about three per cent by year's end, setting up the prospect for a sizeable gain in calendar year 1977.

Residential building

Housing piled up a huge 44 per cent lead during the first five months of 1976, but sustaining that margin over 1975's residential building through the second half of this year will require an infusion of new demand. That's because the one-family side of the housing market, which has been the source of almost all of the gain up to now, has relatively little room left for further expansion, and may already be leveling off at an annual rate of 1.1 million units. This means that from here on, most of the gain must come from the apartment side of the market which, as architects know only too well, has been all too dormant lately.

Apartment starts never could break through the very low 275,000 ceiling at any time in 1975, but that didn't mean the multi-family market was entirely unresponsive to improving economic conditions. The steady decline in the rental vacancy rate over the year (from 6.1 per cent to 5.5 per cent) meant that things had become pretty tight by early 1976. And even though the national rate of apartment building didn't show much improvement, *regional* data revealed a progressive recovery taking hold last year. One-by-one, the regions turned

around—first the West, next the Northeast, then the Midwest, and finally (but not until the first quarter of 1976) the South. So unlike last year's situation, when the different regional cycles of multi-family building were nullifying one another, we've finally reached the point where all four regions are on the way up. By this year's second quarter, the national rate of apartment starts was comfortably beyond the 300,000 barrier and, with rates of 450,000 and 525,000 in the third and fourth quarters, the 1976 total could reach 400,000 multifamily units.

This total, along with 1.1 million single-family homes, would yield 1.5 million housing starts for the year. At 1976 costs, this prices out to \$44.8 billion (including \$1.4 billion of "nonhousekeeping" residential buildings), a gain of better than 40 per cent over last year's badly depressed housing market.

Nonbuilding construction

Nonbuilding construction, with a 10 per cent lead over 1975 contracting at midyear, is destined to lose all or most of that advantage by the end of 1976. That's because there was some unusual activity in the second half of last year that won't be coming up again this year—e.g., large segments of the Alaska pipeline, and a spree of highway contracting that resulted from the release of impounded Trust Fund money as an anti-recessionary stimulus to the economy.

On the plus side, contracting for electric power plants has been coming on even stronger than the high rate anticipated in our earlier forecast. With well over \$5 billion of new utility construction contracted before the year was half complete, the expected 1976 total of this work can now be raised to between \$9 and \$10 billion. That is roughly 25 per cent more than the former high of \$7.5 billion in 1975! (Bear in mind that a single project plus or minus can make quite a difference here.)

The net result of more electric power construction and less pipeline and highway work in 1976: a total nonbuilding construction value of \$28.6 billion—unchanged from last year's amount except for the type of work being done.

Total construction

Total construction contract value forecast for 1976—\$104 billion—is still close to last October's original expectation of a 15 per cent cyclical gain over 1975's depressed market. And now, with half the year on the record books, it is twice as firm a forecast as when it was first made.

But to architects, it isn't the increasing size of the construction market that counts as much as the composition of that market. (Who needs \$104 billion of highways?) Right now we're in the midst of a strong transition from a market which in 1975 was dominated by single-family housing and heavy (nonbuilding) construction to one which puts greater emphasis on non-residential buildings and apartments. And this is what the architect has been waiting for two long, lean years to happen.

—George A. Christie
Vice president and chief economist
McGraw-Hill Information Systems Company

Regional estimates 1976

**Second Update
July 1976**

**Construction
Contract Value**
(millions of dollars)

Northeast
Conn., D.C., Del., Mass., Md.,
Maine, N.H., N.J., N.Y., Eastern
Pa., R.I., Va., Vt.

Midwest
Northern Ill., Ind., Iowa, Ky., Mich.,
Minn., N. Dak., Ohio, Western Pa.,
S. Dak., Wis., W. Va.


| | 1975 Actual | 1976 Forecast | Per Cent Change | 1975 Actual | 1976 Forecast | Per Cent Change |
|---------------------------------|-----------------|------------------|--------------------|-----------------|------------------|--------------------|
| Nonresidential Buildings | | | | | | |
| Commercial & Manufacturing | \$ 2,724 | \$ 2,850 | + 5 | \$ 3,318 | \$ 3,415 | + 3 |
| Other | 3,694 | 3,935 | + 7 | 3,953 | 3,980 | + 1 |
| Total | \$ 6,418 | \$ 6,785 | + 6 | \$ 7,271 | \$ 7,395 | + 2 |
| Residential Buildings | | | | | | |
| 1- & 2-Family Homes | \$ 3,896 | \$ 5,655 | +45 | \$ 6,065 | \$ 8,410 | +39 |
| Apartments | 1,037 | 1,690 | +63 | 1,175 | 2,015 | +72 |
| Nonhousekeeping | 156 | 285 | +83 | 166 | 255 | +54 |
| Total | \$ 5,089 | \$ 7,630 | +50 | \$ 7,406 | \$10,680 | +44 |
| Nonbuilding Construction | | | | | | |
| Highways & Bridges | \$ 1,340 | \$ 1,500 | +12 | \$ 2,501 | \$ 2,135 | -15 |
| Other | 4,012 | 5,250 | +31 | 4,619 | 5,310 | +15 |
| Total | \$ 5,352 | \$ 6,750 | +26 | \$ 7,120 | \$ 7,445 | + 5 |
| Total Construction | \$16,859 | \$21,165 | +26 | \$21,797 | \$25,520 | +17 |

**Construction
Contract Value**
(millions of dollars)

South
Ala., Ark., Fla., Ga., Southern Ill.,
Kans., La., Miss., Mo., N. C.,
Nebr., Okla., S. C., Tenn., Tex.

West
Alaska, Ariz., Calif., Colo., Hawaii,
Idaho, Mont., Nev., N. Mex., Ore.,
Utah, Wash., Wyo.

| | 1975 Actual | 1976 Forecast | Per Cent Change | 1975 Actual | 1976 Forecast | Per Cent Change |
|---------------------------------|-----------------|------------------|--------------------|-----------------|------------------|--------------------|
| Nonresidential Buildings | | | | | | |
| Commercial & Manufacturing | \$ 5,236 | \$ 5,105 | - 3 | \$ 4,989 | \$ 3,480 | -30 |
| Other | 4,593 | 4,675 | + 2 | 3,501 | 3,460 | - 1 |
| Total | \$ 9,829 | \$ 9,780 | - 1 | \$ 8,490 | \$ 6,940 | -18 |
| Residential Buildings | | | | | | |
| 1- & 2-Family Homes | \$ 9,323 | \$13,045 | +40 | \$ 6,161 | \$ 8,240 | +34 |
| Apartments | 1,050 | 1,850 | +76 | 1,448 | 2,495 | +72 |
| Nonhousekeeping | 409 | 440 | + 8 | 384 | 420 | + 9 |
| Total | \$10,782 | \$15,335 | +42 | \$ 7,993 | \$11,155 | +40 |
| Nonbuilding Construction | | | | | | |
| Highways & Bridges | \$ 3,139 | \$ 2,605 | -17 | \$ 1,891 | \$ 1,660 | -12 |
| Other | 6,106 | 6,655 | + 9 | 4,823 | 3,435 | -29 |
| Total | \$ 9,245 | \$ 9,260 | -- | \$ 6,714 | \$ 5,095 | -24 |
| Total Construction | \$29,856 | \$34,375 | +15 | \$23,197 | \$23,190 | -- |



Protect against heat loss or gain,
fire, wind uplift and roof deck expansion.

Security starts at the roof with GREFCO

1 Permalite® Sealskin® Rigid Roof Insulation

provides a better insulated roof for a longer time with less trouble. Composed of feather-light, non-combustible perlite, waterproofing agents and binder. Integral Sealskin surface treatment provides both resistance to bitumen soak-up and a superior bond of roofing felts to insulation. Resistant to vermin, mildew and rot. Easy to lay and fit. Non-irritating. FM and UL listed.

2 Metalastic® Expansion Joint Cover

is the only expansion joint cover that has a seamless extrusion. Perforated 2"-wide tempered steel nailing strip in each flexible vinyl flange provides positive fastening and avoids concern of use with dissimilar metals. Flexible at temperatures

down to -50°F . and resistant to aging, cracking and atmospheric pollutants. Will not loosen, shrink or corrode. Splicing takes only seconds regardless of temperature.

3 Perma-Fastner™ Roof Insulation Attachment System

holds better — saves bitumen. One specially designed, patented Perma-Fastner every four square feet holds board tightly to deck without adhesive — hot or cold — and provides positive protection against wind uplift, vibration and construction movement. Strong 3" x 3" steel distribution plates — not tin tabs — secure boards firmly without damage to insulation or felts. Self-drilling, self-tapping screws completely fill holes they make in deck. Perma-Fastner is FM and UL approved for use with GREFCO and other insulations.

For more data, circle 46 on inquiry card

A subsidiary of General Refractories Company



GET ALL THE FACTS FROM
GREFCO, Inc./Building Products Division
2111 Enco Drive, Oak Brook, Illinois 60521 — (312) 654-4500



United Airlines just took off 13 years.



Architects—Terry and Egan, Seattle, Wash.

A facelift with LOF Vari-Tran® can make an old building new again.

When United Airlines was considering a new Seattle headquarters, they wanted something a bit more in tune with their image than a 13-year-old government office building.

And they got it. Via LOF Vari-Tran coated glass.

United isn't alone. Many businesses are taking a second look at their old buildings, instead of spending top dollar for a new one.

Why not recommend Vari-Tran reglazing to your clients. When creative architecture helps stabilize older neighborhoods, everyone takes notice. And that means more business and good public relations for your firm.

Available in five attractive hues, Vari-Tran helps to add the kind of excitement that calls attention to a building and its occupants.

But it's more than just a pretty face. Coated Vari-Tran cuts air-conditioning costs all summer long.

For more information about reglazing with Vari-Tran glass, write Ralph Hayward at Libbey-Owens-Ford Company, 811 Madison Avenue, Toledo, Ohio 43695.

LOF

For more data, circle 47 on inquiry card

Introducing the **CLEANLINE®** Sprinkler.

A beautiful way to help save lives.

Now there's a new way to design in fire protection for life safety in modern high rise and other buildings without intruding upon design aesthetics. Grinnell's new CLEANLINE® Recessed sprinkler is so unobtrusive, so trim and compact, once it's installed you'll hardly know it's there.


But don't let CLEANLINE's quiet good looks fool you. Beneath that attractive closure you'll find one of the most reliable sprinkler heads in the industry. When room temperature reaches a predetermined level, the attractive closure falls away,

exposing the *fast*-response Duraspeed sprinkler. As a second predetermined temperature is reached, the sprinkler activates, distributing a uniform water spray to put down a fire.

The standard finishes

available are satin chrome and white. CLEANLINE Sprinklers are also offered in a variety of finishes to match any decor. All metallic finishes are UL-listed.

There's a lot more to tell about CLEANLINE. For more information and complete specifications, call your nearest Grinnell district office listed in the Yellow Pages, or write Grinnell Fire Protection Systems Company, Inc., 10 Dorrance Street, Providence, Rhode Island 02903.




For more data, circle 48 on inquiry card



GRINNELL

GRINNELL FIRE PROTECTION SYSTEMS COMPANY, INC.

PROTECTING LIFE AND PROPERTY SINCE 1850.




Colorstyle steel doors catch the pulse of Pittsburgh

Style and beauty plus ruggedness make Ceco steel doors attractive to architects in Pittsburgh and throughout the country. Ceco doors meet every functional need. Use them as a creative system to accent your design. Ceco doors and frames are prepared for simple erection in minutes. And both are prepared for quick and solid attachment of hardware. Ceco doors and frames are tough and stable—won't warp, swell, shrink or rot. You gain the advantages of durability and trouble-free performance. Our Colorstyle doors have factory-baked quality finishes, kept fresh in poly bags. See Sweet's files or consult your local Ceco office.



Steel doors satisfy architects' needs better



The Ceco Corporation
5601 West 26th Street • Chicago, IL 60650

"The door people"

For more data, circle 49 on inquiry card



Series 9000. A new slant on style. A new standard of performance.

The look is warm. The design is soft. Clean. Uncluttered. Gently rounded and trimmed in polished chrome. Finished with meticulous detailing in natural wood veneers, soft leathers or acrylic enamels.

Series 9000 Desks and Credenzas provide you with your choice of pedestal drawer options; your choice of credenza storage units to suit your precise needs, your own unique work habits. And as your needs change, so can Series 9000.

Series 9000 is a unique group of office furniture that will bring a new look to your office and a new standard of performance. We call it the next generation of office furniture.


You'll find Series 9000 on display at your Steelcase Dealer and Regional Office. They're listed in the Yellow Pages.

For full color literature, please call, toll free, 800-447-4700. In Illinois, 800-322-4400.

Steelcase Inc., Grand Rapids, MI 49501.
Los Angeles, CA 90067; Ontario;
Steelcase (Far East) Ltd., Tokyo.

Steelcase

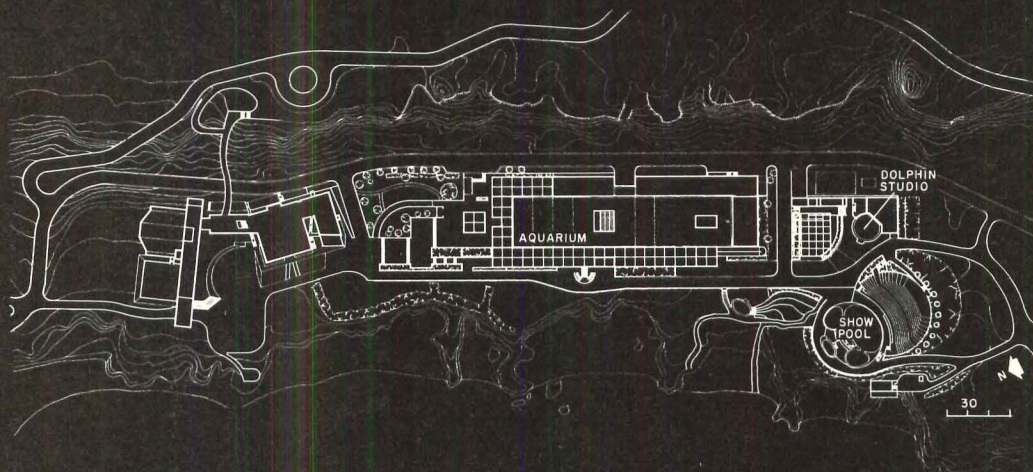
For more data, circle 50 on inquiry card



FUMIHIKO MAKI

There is an old Japanese word, *shibui*, and like many old Japanese words, it succinctly conveys a richly connotative idea. Restrained elegance is implied, or subtlety of expression. A building that is scaled and positioned to reveal as much about its surroundings as about itself is *shibui*, and the three by Maki and Associates in this article are similarly connotative, deriving formal character and imagery from the nature of their context. The National Aquarium on Okinawa (above, overleaf), the Toyota Kuragaike Commemorative Hall (page 74), and the Osaka Prefectural Sports Center (page 78) illustrate the developing design tenets of a remarkable architect and teacher, fusing perceptions of both the East and West with an understanding not seen since Frank Lloyd Wright, while lending impetus to the contextual or inclusivist thrust of theory in the United States today. As architect Heather Willson Cass explains in her essay (page 78) this is human experience—rough-edged, unpredictable, imperfect—given fulsome form. The only claim to “completeness” is of a kind that recalls a gesture of the great Zen master, Rikiu, showing his son how to go about cleaning the family garden. After hours, he chided the boy that the work was not “complete enough.” So Rikiu stepped toward a tree, shook a branch, scattering gold and crimson leaves on the scrubbed stone paths. Fumihiko Maki is still shaking that branch, showing how architecture may yet become “complete enough.”

—William Marlin





NATIONAL AQUARIUM, OKINAWA

The lay of the land and the movement of the sun set the scale of this enchanting structural sequence, encrusting a narrow north-south site between a rocky shoreline and a steep, verdant rise. Seemingly of the sea, rather than just beside it, the Aquarium, the only permanent facility in the International Ocean Exposition of 1975, is a "path of shade," as Maki describes it, using two-level arcades as a sun- and wind-breaker, thus determining the building's major expressive element and defining its processional nature.

The arcades, setting up an almost lyrical rhythm, are composed of concrete arches that express the dry-jointed juncture of precast three-hinged parts. This technique shortened construction time and, crucial to the area, did not require skilled labor to achieve an otherwise sophisticated configuration. Involving elements that act as a post-and-beam (two of them creating the three-hinged arch) and as floor or roof slabs, the system achieves maximum flexibility with minimum means. Nearly 300 post-and-beam elements and 150 of the floor slabs were used here, wrapping about the internalized spectator areas, framed in steel, while recurrently disclosing dramatic views of the natural environment.

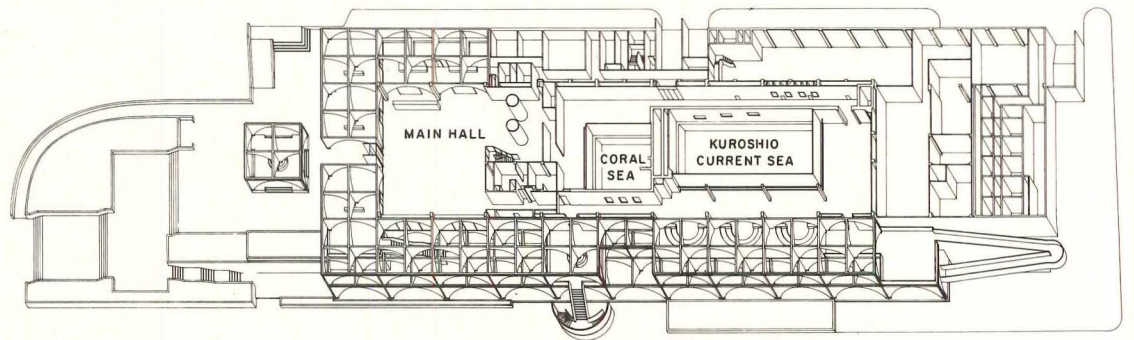
The spectator areas inside show actual biological groupings within the world's biggest fish tanks. The first, 12 meters square and over two meters high, represents the Coral Sea, with some 6,000 fish, and shows life in shallower waters. Natural sunlight dapples in here from above, keeping the coral alive, and highlighting the sea-floor landscape in which most fish develop. The other tank, 12 by 27 meters and 3.5 meters high, represents the Japan Current, with some 8,000 fish, and shows life in deeper, outer waters. Including sharks and rays, these waters are kept deliberately still to simulate actual conditions. Thus these two tanks, being sizable semblances of the aqueous habitat, allow the tendencies and territoriality of the species to form.

Lining the tanks, which are viewed through expansive panels of frameless acrylic, are comfortable carpeted lounge areas, bathed in background music, where visitors can quietly contemplate the spectacle amidst subdued colors. These exhibits are a cause of reflection in a visual sense, too, as the corridors and lounges, with their lighting and finishes, pick up the evanescent play of light, water and marine life within the tanks and one is brought to wonder whether it wasn't the group biology of human beings that Maki was trying to display for the benefit of the fish. Visitors are further schooled by specific exhibits in the areas around the tanks, each concentrating on a particular species, set of interacting species, or pattern of biological and social behavior. This constant cross-reference between the comprehensive marine environment and the more specialized traits within it makes for an effective, accurate depiction, engenders a more fluid arrangement of spectator space, and






The National Aquarium on Okinawa is a processional enclosure whose scale is conditioned by the nature of the climate and the contours of its seaside site. From the entrance plaza (above, left foreground), two-level arcades, made of precast concrete, protect visitors from the bright sun and provide engaging views of the environment (left). At the north end of the complex, just downhill, is the Dolphin Theater (right), where visitors are seated beneath a huge arch-hung fish net.



Photos courtesy of Maki and Associates




avoids the familiar exhibition fallacy of people bunching together around repetitive little windows in order to get a glimpse of one fish or another taken out of its larger environmental context. In this design, the naturalness of that context, not the superclassification of curators, called the shots. What one experiences is an immersion in what is real—not an artificial rendition—to an extent that the displays have an almost surreal impact on the senses.


Outside and to the south of the Aquarium is a facility called Dolphin Land, which has two components. Okichan Hall is a small theater with live underwater shows and films dealing with the scientific aspects of these markedly intelligent large-brained dolphins. Whistling and clicking around hydrophones, their "conversation" is amplified, while those frequencies beyond our audible range are picked up on an oscillograph. Just downhill and adjacent is the separate Dolphin Theater, its stepped-up spectator section protected by a fish net canopy that is suspended from a simple bow-shaped arch. Here the shows are cast in high comic relief, what with high jumps, tail walks, and mid-air turns.

In the same sense that the design of the Aquarium and its exhibitions defer to the nature of marine life, the general scale and specific detailing of the structure itself are meant to evoke the characteristics of local custom and culture. The external wall surfaces are painted amber, much like the color used on many Okinawan houses. The rounded tile-covered handrails pick up designs of long local lineage. There are fierce lion statues guarding either side of the entrance plaza at the northern end of the complex where the play of arches and a bow-shaped roof, going back to the traditional use of such formal themes in native culture, intimates the arcaded walkways just beyond and confides the over-all character of the building composition even before one enters. Out of both climatic and cultural circumstances, then, the Aquarium is cadenced long and low on its site and, with its arcade, one knows right away how the building was made and, with the infernal summer sun, why the arcades run the way they do and what important function they perform.

Also telling is the way that the concrete and steel-framed internal structure enfolding the exhibitions also "reads" true. Tucked back under the precast concrete sections, brick surfaces, laid up over the lower portions of concrete and of a color that complements the amber of the outer arcade, tell the story of a function within that is sharply distinguished from the sun-shielding circulation function of the arcade itself. Articulating such opposites clearly, Maki reconciles them. The arches, without actually expressing internal function, provide a congruous, connective theme. A more discerning relationship between function and form is effectively established.

NATIONAL AQUARIUM, Marine Life Park, Okinawa. Client: *Ministry of Trade and Industry*. Architects: *Maki and Associates*. Engineers: *Kimura (structural)*; *P.T. Morimura (mechanical)*. Contractor: *JV—Kajima, Konoike, Tokyu, Sumitomo, Kumagaya, Zentaro*.





The interior exhibition and spectator areas, in contrast to the spritely, sun-shielding theme of the arched arcades outside, are muted and quiet. Lounge areas (above) are ranged repetitively opposite the large fish tanks (left) in which are housed true-to-life renditions of the actual habitat of shallow- and deep-water species. The major entranceway area (right) confides the arcaded character of the external form, while preserving and distinguishing the reinforced concrete and steel-framed vocabulary of the internal structure.



TOYOTA COMMEMORATIVE HALL

The splicing of structure and landscape is a familiar Japanese tradition, but too rarely has it found sensitive interpretation in recent times. This combined guesthouse and exhibition hall for the Toyota Motor Company, built to celebrate its ten millionth car, comes to terms with its environment, the eastern outskirts of Nagoya—tactfully borrowing its best aspects and turning inward from the worst.


The best include its plateau-like site, at the foot of the Mikawa Mountains and overlooking Kuragaike Pond with its well-maintained municipal park. The worst aspects include the usual views of suburban sprawl, with its attendant sprinkling of commercial and leisure-time facilities.

The dual functions to be accommodated demanded great dexterity from Maki as he approached the problem of taking care of both private (guesthouse) and public (exhibition hall) activities in such a way that there would be no clash and a lot of composure. In that composure, or at least the appearance of it, is still a rule of behavior and protocol in Japan, this may be said to be a traditional work in the best sense.

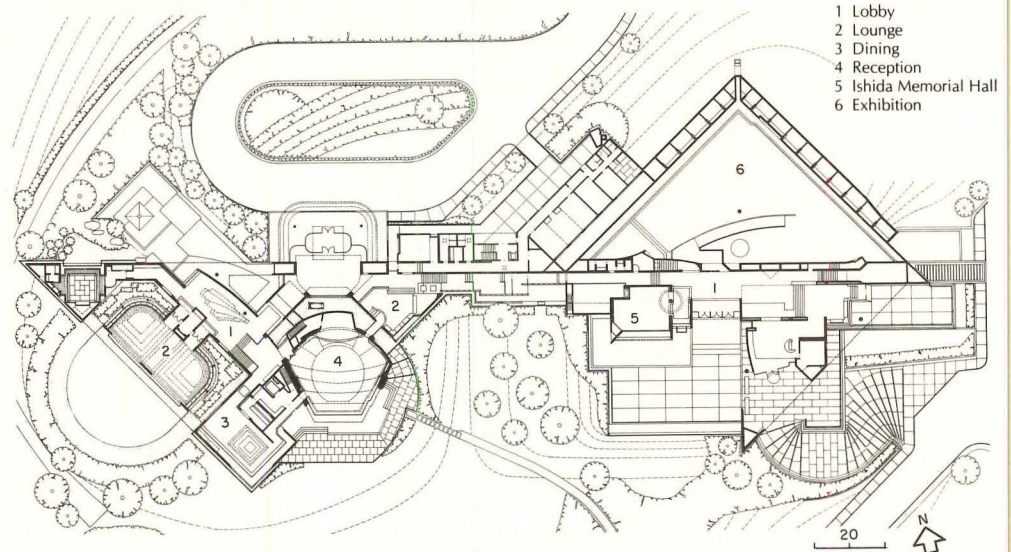
The plan is basically two interconnected triangles. The guesthouse, set directly on grade, is for travelers who want a serene closure to rest, talk, and have meals. The exhibition hall, on the other hand, is open to all comers and, burrowed below grade, its deeper bulk is kept in scale and proportion with the much smaller guesthouse.

The key to understanding the design of the building is to trace the procession of space as one purpose gives way to another, each disclosing varied vistas within and around the complex. This is especially true of the guesthouse triangle into which many functions have been worked, whereas the exhibition hall triangle, apart from its lobby and the Taizo Ishida Memorial Room (named for the company's president), is essentially singular in function despite its larger bulk.

The entrance of the guesthouse on the cool northern exposure, in contrast to that of the exhibition hall on the far southern flank, gives way inside to an informal, slightly elevated lounge set at an angle to the foyer. This subtle separation between the people arriving and those waiting to greet them is a gesture of protocol, and provides a spot for gathering one's thoughts before the encounter begins. This concern for feelings is evident in Maki's use of varied, intimate, and warm spaces throughout. The so-called formal lounge, for example, looks out on a semi-circular garden of white sand that is enclosed with landscaped embankments, which conceal the view of the roofs of neighboring buildings. It was felt that such a compact, lovely, and protective space was more suitable for the arrival of small groups of guests, which are the rule here, to allow time to calm down and to settle in while admiring the attractive vista.



The Toyota Kuragaike Commemorative Hall is skillfully set into a rolling site and consists of two interconnected triangles joined by a dramatically stepped hall that is roofed over with quarterdomes of framed glass (right). The joinery between structure and landscape is carefully planned for and timed, such as the placement of this curving wall and encroaching outdoor pool (above) marking the lobby and entrance foyer of the guestroom section of the complex.







Other rooms in this section seem similarly separate, though there is frequent visual cross-reference between them by way of small courtyards. From the lobby of the formal lounge, for example, one passes by a view toward a pool outside that embraces the periphery of the building at this point. Moving down a hall that suddenly angles left, one steps into a traditional Japanese room, with *tatami* mats on the floor, which in turn reveals the far end of the outdoor pool, its surrounding garden, and the range of distant mountains. Back past the formal lounge, one enters the VIP reception room, which is a semi-circular space cut out from the southeastern edge of the triangle, while just beyond, in its apex, is a formal dining room, rising to a pyramidal ceiling configuration, with a spectacular view of Karagaiké Pond—a view which has been deliberately kept to this moment. In a classic example of the old Japanese concept of “borrowed scenery” (*shakkei*), the garden outside was depressed, the landscape having been shaved just enough to secure the best view of the pond below, while the sides were built up as if to “frame” the perspective.


This handling of scenery goes far beyond the emulation of custom, however. Not only does it selectively cut off views of nearby buildings, such as the golf club next door, but it makes the Commemorative Hall less obtrusive on the landscape when seen from the roadway below the site. Though such selectively “framed” views to the outside are surprisingly rare—there are only nine, really—they are contrived with consummate skill, as is the location and timing of one’s encounters with the internalized courtyard spaces. Taken with the variegation of shape in the rooms themselves, this framing of outside scenery and inclusion of indoor splashes of it conspire to make the building seem far bigger than it is and its rooms seem at once intimate and expansive.

The guesthouse triangle is connected to the exhibition hall triangle by a long straight hall which, taking advantage of the site, steps down gradually and, now and again, looks out on the landscape. Overhead are quarterdomes of framed glass that lend an almost fanciful dimension to the business of walking from one triangular zone to the other. In no sense, though, is this suddenly capricious, for this bright and airy ambience prepares one for the more dim and cavernous area of the exhibition hall itself. Entering on a mezzanine level, a curving downward ramp then feeds into the angular space.

The two side walls of this triangle are illuminated by skylights and artificial lighting, and over a dozen large glass plates, with illustrations emblazoned on them by Shinya Izumi, a collaborator of Maki, enliven the expansive surfaces. Again, in an honored Japanese sense, this part of the building succeeds in seeming bigger than it actually is and, at the same time, sublimating itself in the terrain.

TOYOTA KURAGAIKE COMMEMORATIVE HALL, Nagoya, Japan. Client: *Toyota Motor Company*. Architects: *Maki and Associates*. Engineers: *Kimura (structural); Sogo (mechanical)*. Contractor: *Take-naka Komuten Co.*





Located in the second triangle of the complex, downhill from the guest-house section, is an underground exhibition hall (above) with skylit spaces. Returning uphill, a variety of guest rooms are composed within that triangular plan, including the lobby of the formal lounge with its view of an outdoor pool (middle left), a traditional Japanese room with garden views (upper left), and a magnificent formal dining room for which the most spectacular view of all is saved—Kuragaike Pond (lower left). Typical of the overall composure of the building, a stepped up waiting room, off from the entrance at an angle (right) is a place of poise as people meet each other and, by way of the building, the beauty of its surroundings.



ARCHITECTURE AS HUMAN EXPERIENCE

By Heather Willson Cass

The three buildings by Fumihiko Maki shown here skillfully blend the material means of expression with an intuitive, interpretive response to the nature of their locale and use. They are metaphors—a sense of structure as a semblance of life.

Although his work has not been widely published in the United States, Maki, at 47, is not a newcomer to the international scene. A 1952 graduate of Tokyo University, where he worked under Kenzo Tange, Maki entered Cranbrook Academy the same year, receiving a Master of Architecture degree in 1953 and, the next year, a second Master's from Harvard's Graduate School of Design, where Joseph Lluís Sert was his mentor. After Harvard, he worked for Skidmore, Owings & Merrill and then for Sert, Jackson.

In 1956, accepting a teaching position at the Washington University School of Architecture, in St. Louis, he became the first member of a notable young faculty being assembled by Joseph Passonneau, the new dean. Until 1962, except for travel in Europe and Asia in 1958 as a fellow of the Graham Foundation, he taught urban design at Washington, returning to Harvard as an associate professor until 1965.

During this period, Maki focused primarily on the principles and problems of urban design. In 1960, with several other young Japanese architects, he brought out a booklet called *Metabolism*, dealing with the design of future cities. The title was not meant to have a "far-out" connotation but, really a "far-in" one, for it expressed the idea that growth, change, aging, replacement, and regeneration—metabolic processes—are as natural to human habitation as to human beings, and that the design of cities should express and allow for these processes.

This idea is basic to Japanese thought, and its contrast with that of the West is symbolized by the traditional attitudes of the two cultures toward sacred places. In the West, temples and churches have been built in stone, as if to shelter inviolable truths and irrevocable realities. But in Japan, shrines, like that at Ise, have been built of unpainted wood which—like all living matter—is subject to the metabolic cycle. Ritualizing this, Ise, first built in the seventh century, was *designed* to be destroyed and reconstructed, of new wood, every 20 years. Thus, this most sacred of Japanese places—very old and very new—embodies the dualism of impermanence and continuity.

The five "Metabolists," as the group came to be known (RECORD, Sept. 1970) were architects Kiyonori Kikutake, Noriaki Kurokawa, Masato Ohtaka, critic Noboru Kawazoe, and Maki. While they shared a commitment to yet a second dualism—principles of design in-

Mrs. Cass, an architect and assistant professor at the University of Maryland School of Architecture, recently worked in Japan as a fellow of the Luce Foundation.


formed by processes of technology—the essays in the booklet were no more of a single philosophical piece than, say, the emphasis and direction of the so-called New York Five, with their predisposition for Corbusian precedent, or of the "contextual" tenets of Robert Venturi, Romaldo Giurgola, Charles Moore and their offspring. Such differences are undoubtedly related to the varied influences to which the Japan Five had been exposed, and all except Maki had studied and worked exclusively in Japan. It is not surprising, therefore, that his essay, "Toward Group Form," written with Ohtaka, attempted to reconcile the deterministic object-oriented tradition of the West with the indeterminate evolution-oriented tradition of Japan.

Their essay proposed groupings of buildings to create a total image which would endure, even as specific elements of the "group form" are adapted or replaced over time. Although the proposal rejects the Western image of "image"—single, static, complete enclosures for one function or another—it does not deny the value of such structures as consciously positioned *elements*, pointing up the over-all character of the larger physical and social configuration surrounding them.

The other proposals in *Metabolism* adopted a more literal translation of the traditional Japanese perception of "process." Kurokawa, for example, proposed self-contained "living cells" with a planned life cycle, existing in a medium which would supposedly unite these cells and express continuity from one generation to the next. Although few examples of this approach have been built, Kurokawa's photogenic experiments have come to symbolize the Metabolists and, to the extent that they do, Maki's work is far removed from them now, what with so many products of this process-oriented school being celebrations of high technology rather than evocations of existing environmental patterns. "Group form," as conceived by Maki and Ohtaka, and developed in two of Maki's later booklets published in the U.S.—*Investigations in Collective Form*, *Movement Systems in the City*—deals pragmatically with such patterns. Which is why it may be ventured that Maki's approach is more applicable to helping solve the problems of urban regeneration.

The essay of 1960 predates the complexity-and-contradiction thesis of Venturi and the "partial-vision" pathway of Giurgola. Yet there are unmistakable, tantalizing similarities which relate to a common concern for acknowledging that unevenness and unpredictability of the physical environment which Maki called the "honky-tonk"—which is to say, the innate variety and vitality of city life.


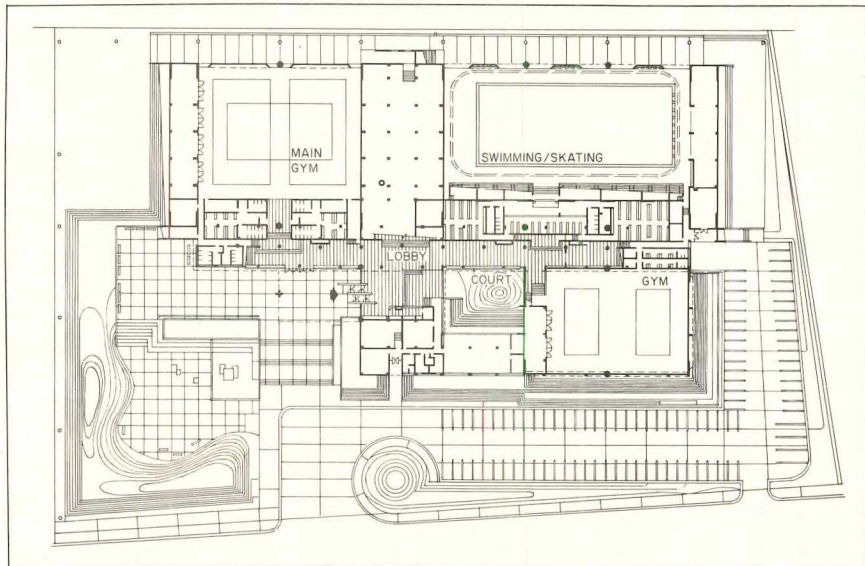

It is almost as though an underground conceptual river, transversing familiar barriers of culture, had started spouting to the surface like artesian wells. With his concern for what Giurgola would soon be calling "connectivity," Maki was not merely anticipating an imminent theoretical shift in architecture but also verifying the validity of something larger and more enduring than any *one* practitioner. No one person was, in the early 1960s, "discovering" a principle of architectural and urban de-



Osaka Prefectural Sports Center

Set alongside a canal that divides the industrial belt of Rinkai from a close-grained urban neighborhood, this facility is sewn into the environmental fabric and acts as a transitional seam between the factory and housing districts. In a country given to physical culture—from *jiu-jitsu* to basketball—the sports center is a popular community outlet with a main gym for basketball, volley ball, and other indoor activities; an indoor pool that doubles as a skating rink in winter; a second gym; and various meeting rooms, lounges, offices, and restaurants. It is as an exercise in urban design, however, that the building, wrapped around an internal courtyard (middle right), really shows its stuff. The "butterfly" roof structure, composed by girders of weathering steel, was fabricated on grade and hoisted into place in just 12 days. This configuration, fluttering from huge tubular roof beams carried on columns, conveys the industrial imagery of the factories and, with its large curving girders, relates well to the roofs of the nearby neighborhood. Inside, as seen in the pool room for example (lower right), the structural system reads as a light, elegant tracery. Outside, as seen at the entrance plaza for example (above), it proffers itself in the friendly fashion of an old-time front porch, succinctly explaining the larger vocabulary of the building with a couple of elements that point toward the higher roof elements. This sports center, like the National Aquarium (page 70) and the Toyota Commemorative Hall (page 74), is as exacting as it is innovative in material terms but, as important for the future, it is a metaphor alluding to the actualities of the physical environment.

OSAKA PREFECTURAL SPORTS CENTER. Client: *Osaka Prefectural Government*. Architects: *Maki and Associates*. Engineers: *Shigeru Aoki Laboratory* (structural); *Sakurai Architectural Engineers* (mechanical). Contractor: *Zenitaka-Gumi Construction Co.*



sign, though many, Maki included, were simultaneously perceiving a principle that is now being characterized with the terms "contextual," "inclusivistic," "associative," or "incremental"—a principle engendering architectural elements that engage the gears of the given environment rather than stripping them through violent shifts in scale. Maki must be considered one of these artesian wells, spouting from a source that was, at the same time, nurturing cultural terrain far removed from his own origins.

It was as an associate professor at Harvard that Maki developed specific architectural proposals with which to try out his perceptions of urban reality. One was for a "City Room," a cynosure of life with all of its elbow- and idearubbing, at the exchange point of a city's transportation systems. The form, plaza-like in scale, was roofed for year-round use. Providing for human proximity, it expressed space as *place*—the traditional Japanese conception that space, and what goes on in it, is the true reality of material boundaries.


Just as his exposure to Western thought had provided insights which permitted a more universal view of Metabolism, Maki's own heritage contributed richly to his thinking about the real purpose of urban design.

That discipline, as it was being taught in those years, was conceived as a necessary linkage between the individual buildings designed by architects and the statistic-strewn overview of city planners with their familiar bent for sweeping decisions. In Japanese tradition, there has been no need for such a linkage. The house, to take a simple example, was never seen as a single, complete object, but as one increment within its surroundings. Space was not defined by fixed walls. Even the humblest farmer's house set aside a niche for nature. An elaborate palace, like Katsura, had "rooms" whose material boundaries, inside and out, were literally movable to allow for the mutability of daily circumstance. Houses in this tradition were perceived, from every which-way, as part of the garden which, in turn, was perceived as part of the landscape beyond. And when there wasn't enough openness around a house for a garden, hints of openness were designed into the structural configuration by orienting certain areas toward a neighboring or even distant landscape, selectively "pruning" the environment as one would crop a photograph. Such borrowing from the natural or man-made terrain, an old concept and custom in Japan, directly relates to the present-day concern for instilling contextual properties into the design of our buildings. Indeed, for philosophical as well as applied precedents, a more earnest study of Japanese art, architecture, and letters would seem to be in order for anyone trying to create a more coherent body of theory out of the welter of words currently associated with the contextual approach to design.

By 1965, with two cultures under his belt, Maki returned to Tokyo, opened an office, and quickly branched out from the trunk of urban design. In addition to the three buildings shown here, his most important works in recent years have included several small complexes, many individual buildings, and some

larger-scale projects. Yet the theoretical thread running through this work, that still-developing idea of what urban design consists of, pulls all of these efforts into a legible, consistent pattern. Maki is not an architect or an urban designer. He is an architect *and* an urban designer with a sense of the accountability that an individual building must express to its environment, going beyond the physical limits of its site to assess the wider ramifications of scale. Maki is a student of the word *and* a maker of connective elements—all of his buildings being "urban design."

It is thoroughly consistent, then, that a specific style or "look" has not emerged; at least in the sense that most people think of style. But if we were to think of it, as Frank Lloyd Wright once suggested, as being similar to integrity—internal, integrating—then we can definitely say that these works, and many



Osaka Prefectural Sports Center threads through a contrasting environmental fabric.

others born of similar perceptions, have true style as opposed to a style.

The Osaka Prefecture Sports Center illustrates (above) this, mediating between a heavy industrial belt and, across a channel, a cluster of low traditional-style houses. Instead of sauntering into place with a sanctimonious air, it discreetly establishes a "buffer zone" between incompatible uses of land, deriving its form from both the glass and steel of the industrial plants and from the curved roofs of the houses. While reality is not refuted, its harsher aspects are redeemed. The physical and cultural context both contribute to and place constraints upon subjective design impulses.

Another dimension of Maki's approach must be measured here—"social" contextualism. Formal properties derive from a frank acknowledgement of the many ways, specific as well as not so specific, in which people will use a building, and this is very interpretive. In this sense, the architect must do more than register the physical facts of the surroundings as the design concept unfolds. He must *imagine*, in as objective a way as possible, how people thereabouts will most likely experience what he is setting about to do. A critic Yuichiro Kojiro has put it, this process of perception and surmise postulates "a developmental relationship between human actions and architectural spaces." Furthermore, this relationship is reciprocal, producing at least two identifiable design strategies. The first considers how people would inhabit the building—a notion of some lineage in Japan which can be described as the "imagined landscape." The sec-

ond strategy considers how people would be affected by the building they inhabit—a notion of "primary landscape" wherein neutral spaces, not unlike neutral particles in physics, are inherently susceptible to being "charged" by the presence of people.

"Imagined landscape" is like conjuring up a stage set, following the actors about, taking cues for design from their interaction. Which is why Maki enjoys the analogy of the architect to the director of movies who develops a mental image of how elements of his unreeling drama are sequenced. The "primary landscape," a term found in literary criticism in Japan, is Maki's strategy for figuring out what mental images of the environment are built up in people—children are a particular concern here—as they experience what he has created. "The issue is how to create spaces," says Maki, "which permit flexibility of use


while preserving their own individual character beyond the duration of any one function." He feels it is as vital that a building give people a positive "charge," an imagery to hang onto, as it is to allow for changing uses. Indeed, many buildings are so flexible, so superbly practical and packaged for impermanence, that they really do not exist at all. People may do any number of things, very efficiently, within a building's boundaries, but there is nothing for them to take away from the building—no enhancing, orienting association in the "mind's eye" which can gradually leaven the way they see the world around them. This kind of concern is "romantic," but in an exacting, functional connotation. Its imagery of positive human benefit does not pre-determine forms vying with function but generates forms that allow spontaneous "reprogramming," as Louis Kahn put it—people using space for purposes that were not on the list of things to allow for. In Japan, such "romantic" concerns have never been thought of as irrational; neither were they in the work of men like Wright and Aalto, whose sense of style—of integrity—is only now beginning to be fully understood for its philosophical value. Indeed, it is the tired tenet of so-called rationalism in design that is in need of a richer connotation.

Fumihiko Maki's work offers a humanistically derived format for function, a format with fit in the everyday environment. It is not architecture as object; it expresses and serves the object of architecture—human enhancement. An "objective" architecture? At last. Perhaps it is what the modern movement was trying for.

And then there were twelve . . . The

LOS ANGELES 12

A new traveling exhibition shows that—in thought and deed—architecture is alive and well in the city of angels.



Environmental Communications


First there was the New York Five, then the Chicago Seven, and now—with a numerical proliferation that befits the nation's largest urban sprawl—the Los Angeles 12. The most benign so far of the local architectural number groups, the 12 are Roland Coate, Daniel L. Dworsky, Craig Ellwood, Frank Gehry, Raymond Kappe, John Lautner, Jerrold Lomax, Anthony Lumsden, Leroy Miller, Cesar Pelli, James Pulliam, and Bernard Zimmerman. Whereas much ink was spilled trying to discern what groups like the New York Five had in common (RECORD, February 1974, pages 113-116), the Los Angeles 12 candidly admit that what they have in common is nothing, save the fact that all of them work in Los Angeles. Diversity—in scale and quantity and kind of work, as well as in style—is a key to the group, just as perhaps it is a key to their city. And whereas other architectural groups of this

kind have been accused (correctly, many think) of creating a media non-event with the merest of public relations hype, the Los Angeles 12 blithely confess that public relations is one of their goals. "The purpose of the Los Angeles 12," says Jerrold Lomax, "is not to show that we are the only good architects in Los Angeles, but to show that there is good architecture being done here."


The Los Angeles 12 idea is the brain child, two years in gestation, of architecture students at Cal Poly in Pomona, who wanted to document some of the better architecture being done in Los Angeles, and who focused on the work of architects who had been practicing there for at least twelve years. The result of their work is an impressive exhibition, which opened in Los Angeles in May, which then moved to the Aspen International Design Conference, and which is traveling thence



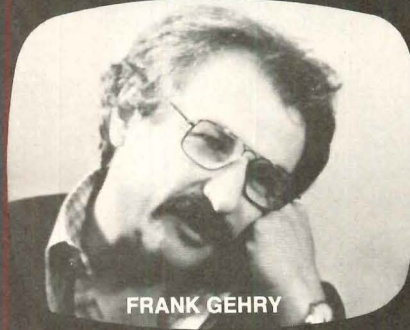
ROLAND COATE




DANIEL L. DWORSKY




CRAIG ELLWOOD



FRANK GEHRY



RAYMOND KAPPE



JOHN YAWGER




throughout the United States and to London. The exhibit consists of various video-tapes, slide projections, a photographic history of Los Angeles, and photographic and model displays, which describe the 12 architects' backgrounds and attitudes as well as their work.

One of the things that is particularly interesting about the Los Angeles 12 is that they are in Los Angeles, a city that has lately acquired a lot of snob appeal in some quarters. It is fashionable nowadays, for instance, to prefer the cacophonous splendors of Los Angeles (as captured, say, in Michelangelo Antonioni's film *Zabriskie Point*) to the softer and more traditional blandishments of a city like San Francisco. Or, if you are one of the group of enthusiasts led by the English architectural critic Reyner Banham, it is fashionable to prefer Los Angeles to just about anywhere else in the world. For those in the know, Los Angeles is in, it is chic, and—we are led to believe—it is unique.

To think this, though, is slightly to miss the really important point about Los Angeles, which is not that it is unique, but that it is in many ways typical—the twentieth-century American automobilistic city *par excellence*. Los Angeles, the old saw goes, is a series of suburbs in search of a center. It has very few really large-scale buildings or public places; instead it has what seems an infinite expanse of small-scale events, almost randomly conjoined and tied together by streets and roads, and by the world's largest freeway system. The result is a vast suburbanistic sea, a man-made environment of extraordinary visual power (if not of conventional beauty) that is characterized by wild juxtapositions, jolting jumps of scale, and, as a whole ensemble, by a truly thrilling blandness. "It looks about a foot and a half high and five hundred miles wide," one observer noted. And architect Charles Moore, a Los Angeles resident, has called it "the world's largest and most expansive floating environmental crap game"—a remark that can be understood by remembering that crap games can be fun.

Apart from the freeways themselves (which, as many people have pointed out, often approach the level of high art) there has been in Los Angeles a minimum expenditure of care in the public realm. Anthony Lumsden, one of the Los Angeles 12, explains it this way: "For the first time in history, the common man has access to things that only kings had access to previously. Historically, most environments that are pleasurable have been achieved out of the hard labor of the common man, but today in America—and especially in Los Angeles—there is a democratic expression of the appetites of people. There is a tendency for each of the people to have a Versailles of his own. In Los Angeles, the ordinary man has not perceived the lack of community; the next appetite will be for community priorities, once there is a satisfaction of individual priorities."

So far, though, the community priorities do seem to have been slow in coming in







"Most of the architecture built in a community like ours is not really controlled by the architect; to some degree the work of architects affects the total picture, but the momentum of the whole is greater than the work of the individual."—Dworsky


"Why is our work missing here? What are we passing by, what aren't we doing? What aren't we listening to?"—Gehry

"In many cases architecture is limiting itself by particular esthetic interests that don't allow it to be involved with very, very many important disciplines in nature and in society."—Lumsden







JERROLD LOMAX




ANTHONY LUMSDEN




LEROY MILLER



CESAR PELLI



JAMES PULLIAM



BERNARD ZIMMERMAN

Morton Neikrug photos

Los Angeles, and the whole city—like, indeed, so many American suburbs—seems a disorderly mishmash that is, at least in conventional terms, “unplanned.” It is a collection of bigger or smaller, more or less convincing palaces of Versailles—little oases of private pleasure connected by driveways to the rest of the urban/suburban network.


The question for architects is this: what meaning do the traditional concepts of architecture and planning have in a setting like this? Indeed, since the setting is in so many ways typical of so much of the recently built environment, what meaning do these concepts have, period? What does “context” mean in Los Angeles? Or what does “order” mean, or “hierarchy,” or, for that matter, what does “planning” mean? Los Angeles, of course, does not provide any straightforward answers to questions like these (and perhaps the fact that it provides the questions is enough). What it also provides, in addition to the questions, are some unsettling delights. “The best housing in Los Angeles,” says Roland Coate, “is done by anonymous builders. What I like most are the streets where the houses go all the way from Gothic to International Style, rambling on and on for block after block with what appears to some people pure anonymity, but what appears to me to be an exciting fantasyland to wander through. If you go to Bel Air you can see it at the million-dollar level, and if you go to Culver City you can see it at the twenty-thousand-dollar level. But the fantasy is essentially the same.”

The excitement of Los Angeles—and the fact that it is an excitement that flies in the face of much conventional wisdom—gives the city its power and its interest. Roland Coate, again, puts it this way: “When you talk about architecture in Los Angeles, you can’t escape the fact that this is a fantastically easy city to live in because it is one of the easiest cities to move around in. I see people coming from the East all the time, and it takes them about a year to get over their New York attitude. Then suddenly they’re having a great time.”

Los Angeles, if it still has not discovered its center, seems at least in recent years to have discovered its identity. The Los Angeles 12 exhibit shows, encouragingly, that architecture and architects are a part of it. An ironic footnote, however, to all of this—obvious, but necessarily added—is that that identity may have been achieved as Los Angeles (and cities like it everywhere) nears its last gasp, for there is the unpleasant fact that without gasoline cars cannot run, and that without cars Los Angeles can’t run. And, unlike the remains of ancient cities visited by tourists, Los Angeles, without its people and its cars and its activity, will make a lousy ruin.


Another point to the Los Angeles 12 exhibit is this: it is good, for a change, to see architects confidently promoting themselves, their profession, and their city. So here is a message to the Boston 21, the Buffalo 3.2, and the Wyoming 1: Please let us hear from you.

Julius Shulman photos








"The things that stand out in Los Angeles are the individual's expression. At the turn of the century, architects were artists and were considered individuals, and they practiced as individuals, and they did individual buildings. I would like to see us return to the art in architecture. We had it, and we ought to get it back."—Gehry




Bruce Torrence Historical Collection



Some of the architecture shown in the traveling exhibition: The work of the Los Angeles 12 is as individual and diverse as Los Angeles itself




Jesse Alexander



ROLAND COATE, having designed many single-family residences, has created a strong, dominant form for the Jesse Alexander house (above and left). Constructed of concrete for fire protection (a material which also represents to Coate the symbolism and technology of Los Angeles' omnipresent freeways) the design evolved from a desire to achieve a sculptural form while maintaining functionalism. The configuration of the house is a result of its burrowing into the hillside, partly as an experiment in energy conservation. In order to intergrate the house with the site even further, some sections have been covered with earth.

Jordan Lagman photos





DANIEL DWORSKY of Daniel Dworsky & Associates, emphatically believing that "form should follow (a building's) comprehensive functions," has designed this branch bank in Long Beach (above and left) with a bold simplicity in appearance, which also, functionally, permits an abundant quantity and quality of natural light to enter the main banking floor. For a corner lot in Long Beach, Dworsky designed a T-shaped building, allowing a small plaza for people on this heavily trafficked commercial street. The con-

figuration also allowed space for an exterior staircase leading to a community room on the upper floor, often used at night. The use of glass on the rim of the building's perimeter, at street level and nearly surrounding the front brick panels, permits light into the interiors in an interesting pattern. While the exterior exudes a strong image, the massiveness of the interior banking floor is softened by the amount and quality of light. Three large skylights enhance this feeling, adding yet another dimension.

CRAIG ELLWOOD of Craig Ellwood Associates firmly believes that "the spirit of architecture is its truthfulness to itself—its clarity and logic with respect to its materials and structures." His designs reflect this philosophy and are exceedingly spare, with great clarity and simple directness of form.

The firm's most recently completed project is the Art Center College of Design in Pasadena. Located in the foothills overlooking the Rose Bowl


stadium, this linear structure—624 feet long and 144 feet wide—spans a gorge. Its central portion (below), glass enclosed and supported by a Pratt truss, is its striking focal point. On both sides of the bridge, there are two levels (the lower level partially below grade) that accommodate classrooms and a cafeteria (right) and meeting areas (bottom right). The bridge houses conveniently and centrally located administrative offices and library.



Morley Baer photos



Morley Baer



FRANK GEHRY of Frank Gehry & Associates has an unusual, evolving design philosophy which is expressed through an open, freewheeling approach to architecture (RECORD, June 1976).

The Concord Pavilion, Concord, California (above), the West's newest open-air performing arts center, is an exciting trapezoid-shaped steel truss roof, supported minimally on two columns and a concrete block sound wall, allowing for maximum flexibility in use, while accommodating 8000

people for performances.


A residence for artist Ron Davis, in Malibu, California (left), is an example of what Gehry calls "cheap-scrape architecture" where inexpensive materials are used in a non-stereotypical way. Constructed of corrugated, galvanized metal, Gehry designed the house in, again, a trapezoidal shape to create spatial illusions, with the interior almost completely open for flexibility. Changes in natural light are captured through use of extensive and odd-shaped windows.



Julius Shulman


RAYMOND KAPPE of Kahn Kappe Lottery Boccato sums up the underlying motivation in his work over the last 10 years as searching for "diversity within consistency"—diversity in design using factory-built systems, composed of modules, panels, components, or a combination of these. He experimented with this concept in the mechanical and electrical systems in the design of his own house located in Santa Monica Canyon. Because of poor soil conditions, six concrete piers were sunk, forming the foundation base, and laminated wood beams span between the tops of the piers. There are no interior columns, allowing a desired multi-level, partially open floor plan. A variety of windows admit an abundant amount of light on the heavily wooded site, and permit views to trees in the canyon.

JOHN LAUTNER, noted for his highly individualistic residences, has designed a house in Acapulco (right) that demonstrates his philosophy that architecture becomes a valid, enduring art if it continuously searches to answer total basic human needs—emotionally as well as physical—in shelter. The house, constructed of concrete on a steep site, incorporates sweeping overhangs, creating a strong form. As part of the over-all concept, a pool of water on the main deck is positioned to hide the lower hillside while visually merging with Acapulco Bay.




Irvin Jordan

Glen Allison photos




JERROLD LOMAX of Lomax-Mills-Associates strongly believes that "design should return to the architect-artist. . . . A good architect is concerned with his client's needs and has the talent to translate these into an artistic, exciting, functional space that reflects architecture as art." In the design of his own house in West Hollywood Hills, he created an especially strong, crisp form by inseting all windows and

doors 15 inches to give a depth and separation of planes. This separation is continued at the front elevation (above) where the house cantilevers over the brick foundation, giving the appearance that the house floats. The decks and largest windows and glass doors are located on the downhill side (right), oriented to views of Los Angeles below and, beyond that, to the Pacific Ocean.




ANTHONY LUMSDEN, Vice President-Principal for Design at Daniel Mann Johnson & Mendenhall, has designed some of the most innovative work in Los Angeles (RECORD, May 1975).

The Century Bank Plaza office tower (below) was one of the first Los Angeles buildings sheathed in a dark "glass membrane" that responded to differing orientations. The angular,



Dale Lang

Julius Shulman



non-symmetrical configuration partly evolved from the owner's requirement that the building wrap around an existing five-story structure on the site that the bank occupied. Upon completion of the new building, the low-rise structure was demolished and replaced with a park.

The Bank Bumi Daya (left), to be built in Jakarta, Indonesia, is a study in creating a visual symbol for the owner, while providing a variety of spaces for bank operations and rental space for offices and restaurants. The typical floor of the tower is slightly convex; the lower floors are flared outward to accommodate needed banking space; and a six-story parabolic curve is generated at the intersection of lower and upper floors—all sheathed in mirror-glass.

LEROY MILLER of Leroy Miller Associates has designed mostly small- and medium-sized commercial projects, one of which is the International Business Machines office building in San Diego (left). "Architecture is the expression of man's values, and cannot be separated from the value system of clients and architects," says Miller. "What we care about most shows up in our buildings." Miller cares about

"simplicity with dignity in design," and the IBM building demonstrates that concern, for it is in contrast to other structures in a chaotic strip commercial area adjacent to a freeway. The appearance is enhanced in a subtle way by special attention to proportions and the effect of light and shadow on the exterior through the size and placement of windows and columns.



Fred Clarke photos



CESAR PELLI, Partner and Director of Design at Gruen Associates, has recently been appointed Dean of the Yale School of Architecture. His latest designs include the San Bernadino City Hall and Exhibition Center (left), the center of a 93-acre renewal project, and the controversial Pacific Design Center in low-rise West Los Angeles (above). PDC is the city's newest contract furnishing showcase. Its phys-

ical statistics are staggering: 130 feet high, 245 feet wide, and 530 feet long (if it were set on end, it would be 40 stories high). Despite its size the interior spaces are appropriately humanely scaled; and a grand space as Gallery Mall is covered by a sky-lit barrel vault. Its exterior is of blue opaque glass, with bronze glass enclosing the protruding circular escalator well seen in the photo above.


Julius Shulman




JAMES PULLIAM, of Pulliam, Matthews and Associates, designed the Bernard Heidemann residence, outside Los Angeles (RECORD, mid-May 1973) to provide what Pulliam's philosophy encompasses as affording "elements of comfort, delight and surprise, and which complement and expand the living experience." The house has a stark appearance as a result of its square design, enhanced by deep set windows (from two to six feet) and finishing of heavily-textured white stucco. It was, however, constricted to a corner portion of the linear site to accommodate swimming pool and tennis court.

Julius Shulman

BERNARD ZIMMERMAN, of Zimmerman, Robbin and Associates, attempts to create "architecture which humanizes the experience of the people who use it." To this end, while meeting the functions of the photographic studio shown here (which include a dark-room, studio and office) two separate buildings, connected by a glass bridge, were designed. One building is windowless and faced with brick for the work area (right); and the office is in a smooth concrete building (not shown)—both on a long, narrow lot in Los Angeles.






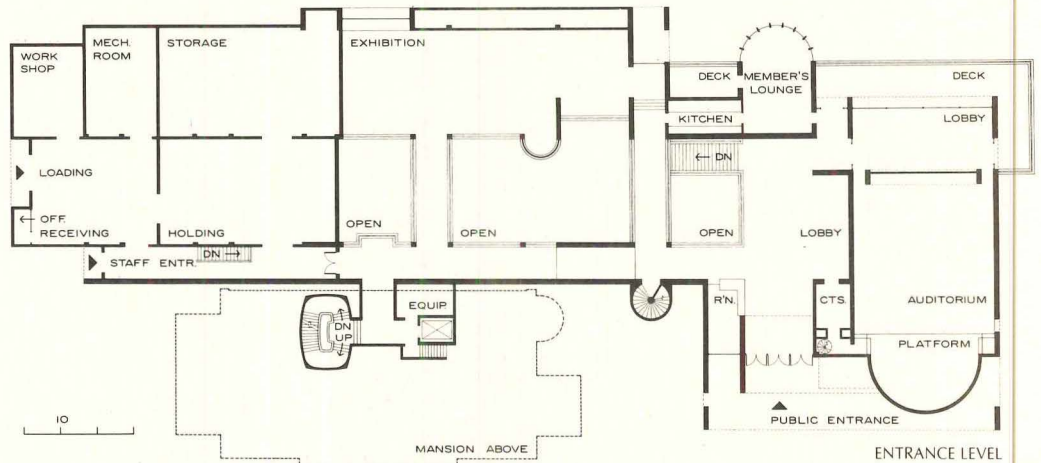
CHATTANOOGA'S HUNTER MUSEUM

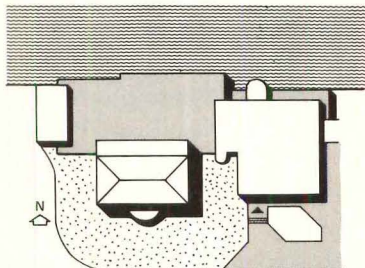

Otto Baitz photos

Located atop prominent limestone bluffs on the Tennessee River, Chattanooga's Hunter Museum of Art forms an appropriately romantic image in sympathy with its spectacular location. And it does this against great odds, as the mansion, which originally housed all of the institution's programs (and lends the major romance), could easily have been engulfed in a recently completed "expansion" that was several times larger—being some 50,000 square feet. The new structure, designed by architects Derthick & Henley, both continues the visual importance of the mansion and complements its natural surroundings by becoming one with them; the major part is recessed into the bluffs immediately in front of the older building and below the level of its base—a circumstance made possible because of an earth "overburden" on the rock eliminating the need for extensive blasting. Where the expansion is visible, its exposed poured-concrete walls (which form the structure) contain a limestone aggregate to match the bluff, and they are segmented and cantilevered in such a way as to appear to be growing from the rock. Curved projections echo the semi-circular colonnade on the front of the mansion, and brick paving echoes the older cladding. The intent is a building in harmony with all of the elements of its surroundings—and one that saves its visual impact for the interior with a commendable architectural politeness. And as such, it squarely faces the increasingly important visual problem of relating new and valued older structures.

Within the new facility, budgeted at \$2.3 million, are classrooms for the museum art school located below the lobby and the 180-seat auditorium. Most importantly, there is the double-height exhibition space used for temporary shows of contemporary art. This exhibition space can be expanded into a storage area on the main exhibition-level and below the holding and storage area (plan, right). The rooms of the mansion have been refurbished to near-original condition, and contain the museum's permanent displays of mostly older paintings.

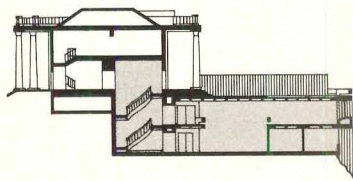


HUNTER MUSEUM OF ART, Chattanooga, Tennessee. Owner: *The Board of Trustees*. Architects: *Derthick & Henley*. Engineers: *Bennett & Pless, Inc.* (structural); *George Campbell & Associates, Inc.* (mechanical/electrical). General contractor: *Raines Brothers, Inc.*






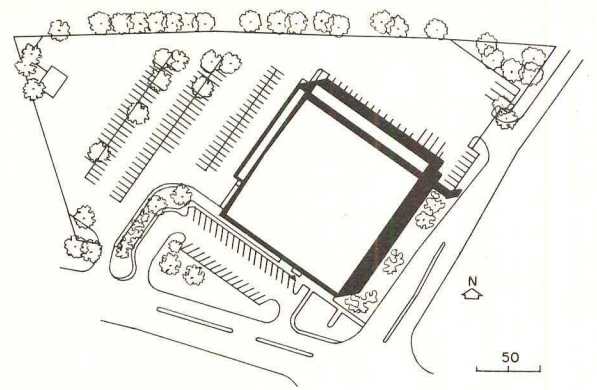
As seen in the site plan above, only the three elements consisting of the original mansion, the small loading dock and the new entrance pavilion (also top photo opposite) are visible to the arriving visitor. The bulk of the building (plan, opposite) is located below the river-front sculpture terrace which forms the "backyard" of the mansion. From the lobby (photo above) the exhibition space (photo right) on the same level and a lower level are immediately evident.





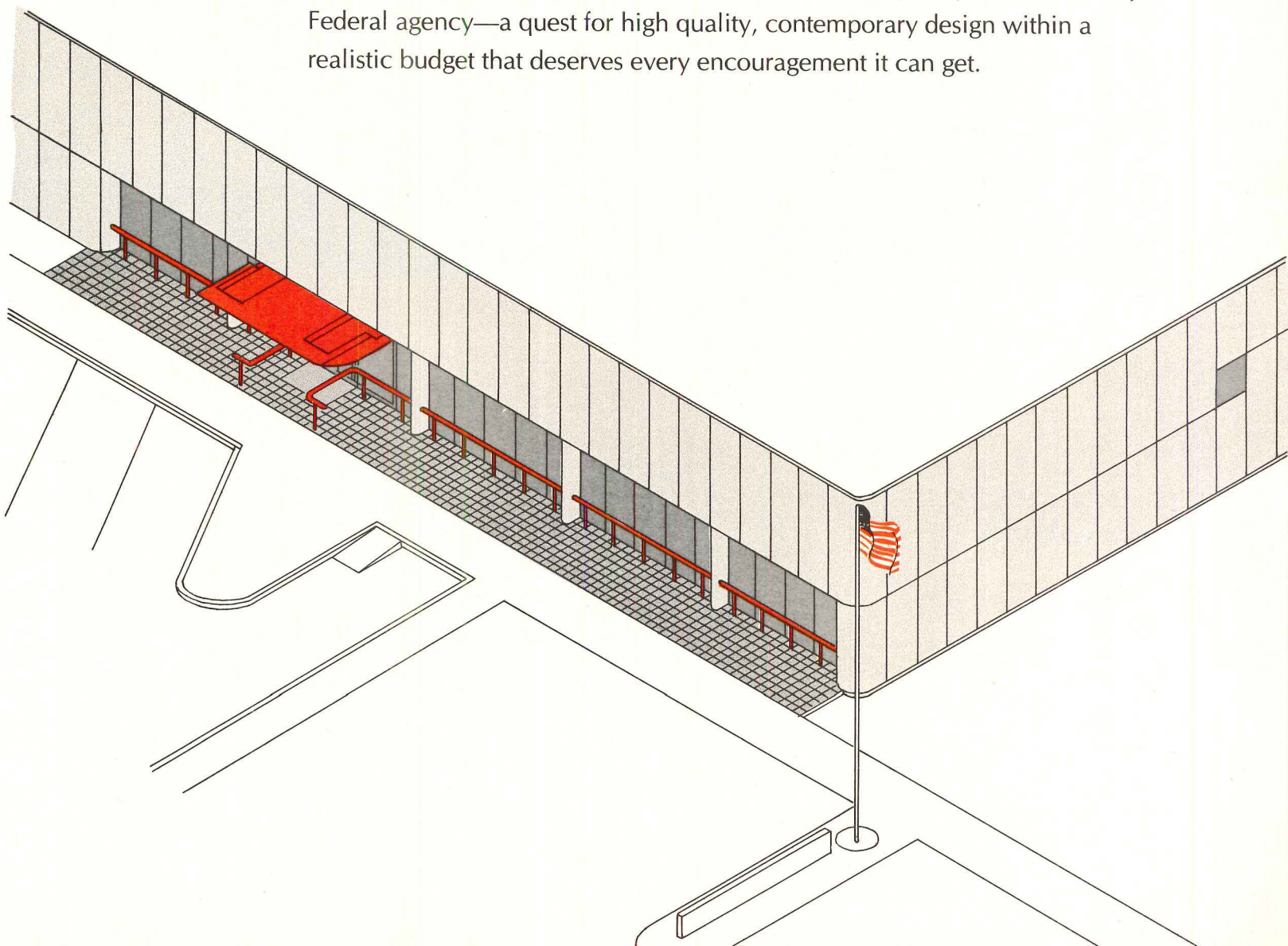
By the arrangements of the two buildings, spectacular views of the Tennessee River are obtained for both the original and new buildings (photo right). As seen in the section above, the various rooms of the new addition face the river in a poured concrete structure designed to blend with the limestone bluff into which they are recessed. The manipulation of the grades between new and old buildings can be seen in the photo, left. The rounded structure contains the stair, which connects the upper and middle levels of the entrance pavilion.

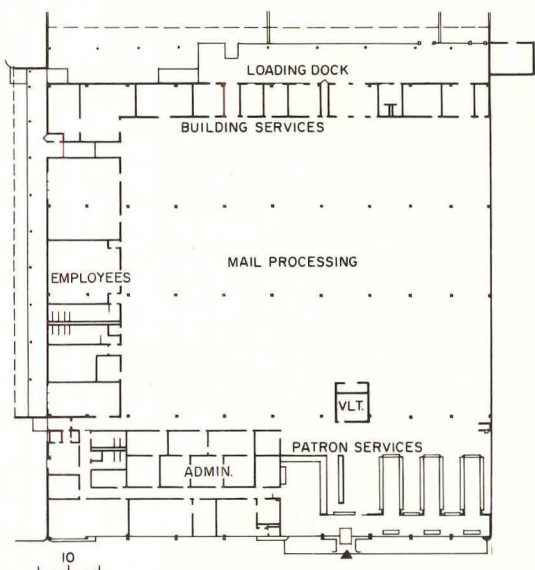





A NEW REGIONAL PROTOTYPE DESIGNED FOR THE U.S. POSTAL SERVICE EMERGES IN THE SOUTHEAST

What started as a single facility—a regional process and distribution center for Florence, South Carolina—has now become three. Nearly identical structures are now complete in Fort Myers, Florida and McAllen, Texas. These will soon be joined by a fourth in Gulfport, Mississippi. Others may follow. All are the work of architects/engineers Lyles, Bissett, Carlisle & Wolff. The sketch below hints at the character of these buildings. They are industrial in function but not in flavor. They are designed for fast erection and easy expansion. They are adaptable to a variety of flat, suburban sites. Most important, they represent a significant design departure for a major Federal agency—a quest for high quality, contemporary design within a realistic budget that deserves every encouragement it can get.





"The objectives set for these prototype designs," says design director John Paul McGowan of LBC&W, were that they should be clean, handsome, economical buildings, built with industrial components and technology, but non-industrial in character. They were to provide the community with a new type of Federal building, one that is straightforward and non-monumental, and one that is well sited and landscaped."

The Fort Myers facility, shown above, is typical in its development of these objectives. Like the others, it is a pre-engineered, light steel frame, clad in a four-inch, foam-filled metal panel, finished in porcelain and flush mounted to the structural frame. Bay sizes, spans and column dimensions were selected to conform with the several systems now on the


market. The generic plan is almost square and contains approximately 50,000 square feet. Within this volume, the largest space is set aside for mail processing—a 33,000-square-foot workroom of automated and semi-automated processing equipment that operates 24 hours a day. Flanking this space on three sides are small work spaces, employee service spaces, and a small patron area that functions as a local post office. The fourth side of the vast work space is kept open for purposes of future expansion. In this event, exterior panels can be easily dismantled, then remounted to enclose a new bay. Truck loading docks wrap around two sides of the structure for convenient servicing by various kinds of Post Office vehicles from neighborhood runabouts to giant trailers.


The buildings are not frontal in the way



that so many post offices used to be. The public is led to the main entry by brightly-painted hand rails and enters under a metal canopy also painted a bright red-orange (photo above). These rails are steel pipes, bent around corners of narrow radius without any visible deformation of their circular section. Rails and canopy are bright accents against an otherwise white facade, a welcome moment of color intoxication in an otherwise sober composition. Behind these rails are floor-to-ceiling, tinted glass window walls that mark the limits of the public areas. A strip of quarry tile reinforces those limits and unites inside and out.

The Postal Service authorized the development of new counters, writing desks and display cases. These were designed in plywood by the architects and faced in plastic laminate.





A light-gray vinyl is the prototypical wall covering. This palette of materials was selected for durability and ease of maintenance as well as for modest construction cost which averaged about \$30 per square foot—including landscaping—over the three projects.

The success of these structures, derives from the design quality obtained from simple, industrial components used in a clear-headed way with an eye to scale, to detail, and to pleasant massing. Of at least equal interest is the decision by the Postal Service to seek a pre-engineered, prototypical building form. The existing inventory of sectional center facilities like these, though wrapped in different skins to suit particular site surroundings, mostly have the same plan, spatial dispositions and volumes. What is different about the new, pre-en-

gineered structures is that design and construction times have been dramatically reduced. And in view of the fact that the activity of mail processing, whether carried on in Texas, Florida or South Carolina, is virtually identical, a strong case is made for building replication.

Yet another pre-engineered center, by a different architect, is underway in Garland, Texas, and others will almost certainly follow. If their design quality remains as high as at Florence, where the new facility won a State AIA design award, they will welcome additions to the light industrial sites to which they are adapted.

The architect's fee for the Center at Florence was negotiated and fell within the normal range for buildings of this type. In spite



George C. Crigg photos



of the adaptive character of the two later centers, fees were not substantially reduced owing to the heavy requirement for redrawing as well as the specification of certain new interior finish materials.

POSTAL SECTIONAL CENTER FACILITY AND ANNEXES, Florence, South Carolina, Fort Myers, Florida and McAllen, Texas. Owner: *U.S. Postal Service, Southern Region*—Bill Wright, general manager, Design and Construction Division. Architects/engineers: *LBC&W of South Carolina*—John McGowan, director of design; Jerry F. Friedner, project architect. Associate architects: *W.R. Frizzell Associates* (for Fort Myers), *Rike & Ogden, Architects* (for McAllen). Contractors: *Ruscon Construction Company* (for Florence); *B.E. Beecroft Company, Inc.* (for McAllen); *Dawson Construction Company* (for Fort Myers).



Eastwood, Roosevelt Island, New York City, N.Y. by Sert, Jackson Associates, as seen from Queens

High-rise, high-density, low- to moderate-income urban housing is under attack these days as inhumane, the cause of feelings of isolation and helplessness, and contributory to the collapse of the family, crime, juvenile delinquency, vandalism, indifference and neglect. Low-rise row or semi-detached housing, on the other hand, is argued to be humane, the source of feelings of well-being, and contributory to family harmony, law abiding behavior and concern for the immediate environment—one's own garden. High-rise housing is also attacked on esthetic grounds as harsh, stark, punitive, hostile, looming, cold and oppressive—imposing a rational, industrial, managerial ethic upon the captive human spirit. Low-rise housing, on the contrary, is acclaimed as the opposite of all these bad things.

In his article "Density: The Architect's Urban Choices and Attitudes" (February 1976, pages 95-100) architect Herbert McLaughlin argues that the higher densities required by expensive urban land can often be achieved more cheaply by low-rise buildings and that cities and people would be better off for it. His figures support the first part of his argument, but only in the projects cited for which no community facilities except underground parking are taken account of in his comparisons. The second part of his argument—that low-rise housing is always better—is open to serious question.

High-rise, high-density housing doesn't have to be bad. If combined with medium- and low-rise elements and thoughtfully designed to a program which incorporates a broad range of community facilities and well-planned recreational space, it can be very humane indeed.

Josep Lluís Sert, who designed Eastwood on Roosevelt Island in New York City (left and cover) and Riverview in Yonkers (also included in this study) is a leading spokesman for, and designer of, balanced, compact housing designed with an equal emphasis upon community and privacy within a range of densities. For him, balance is the key word which implies a correct relationship of all parts to the whole. At Eastwood and Riverview he and his team attempted to achieve a balance between the number of dwellings and the supporting services and amenities available. Balance was sought between people and automobiles, buildings and open space, people and trees, passive and active recreation, and between natural and man-made amenities.

Eastwood and Riverview have many qualities which were achieved through intelligent planning rather than the expenditure of money. A variety of dwelling sizes and plan layouts have been provided to offer a *range of choices* to families and individuals of different needs and life styles. Most units are open to the air and good views in at least two directions permitting cross ventilation, natural light and sunlight. All tenants have access to recreational land and other land has been set aside for community garden plots. Good proportions, scale, color and texture were achieved without additional expense.

These two projects were constructed by the New York State Urban Development Corporation under the Federal 236 rental program. Twin Parks East by Giovanni Pasanella Associates, built by other developers, was also 236. Through the use of this and other funding mechanisms it was possible to include an unusual mix of community facilities within these structures or on the sites. These include schools, daycare centers, recreational facilities for the aged, communal laundries, playgrounds, parks, open space, plazas, garages and commercial facilities. In addition areas have been set aside for future facilities.

The fourth project included in this study was also built within the Federal 236 rental program. Mott Haven Infill in the South Bronx, designed by architects Ciardullo and Ehmann, is a fine example of its kind: The spatial arrangements within the units are extremely well conceived, and economies in construction and use of materials kept costs to a minimum. Unfortunately, however, the project has only one built-in public amenity—a common playground between two rows of attached dwellings. Housing of this type is being seriously proposed by some architects and planners as preferable to developments like Eastwood, Riverview and Twin Parks East. The question is—preferable for whom? Mothers with small children can keep them under surveillance in the tiny private yards of Mott Haven or in the public playground, but where are the amenities for everyone else?

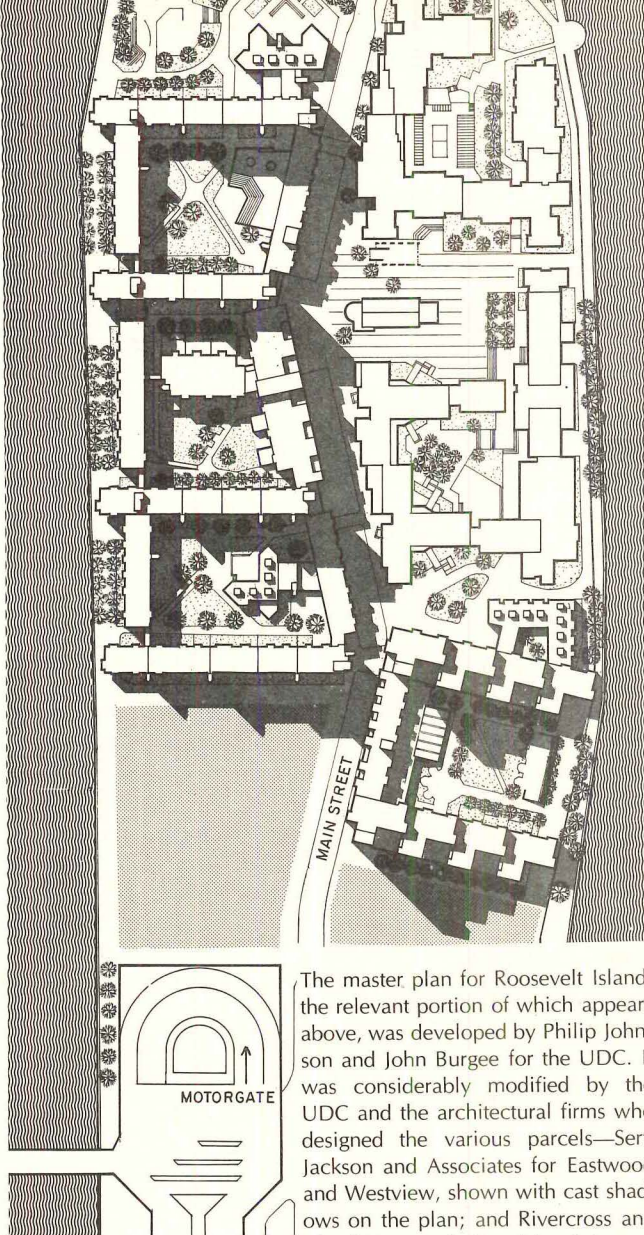
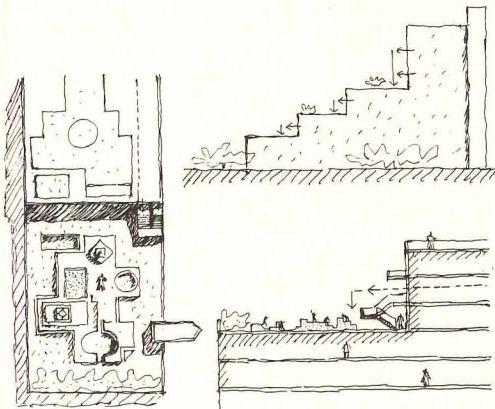
Mott Haven Infill is a feasible alternative to the first three projects only if community facilities of the quality possessed by Eastwood, Riverview and Twin Parks East become available in Mott Haven. This is not to say that the only way to get them is by constructing complexes of such size and boldness as these. But it is one way.

—Mildred F. Schmertz

DESIGN ALTERNATIVES FOR LOW- TO MODERATE-INCOME URBAN HOUSING

EASTWOOD: A LOW-TO MODERATE-INCOME HOUSING DEVELOPMENT ON ROOSEVELT ISLAND IN NEW YORK CITY IS A HIGHLY EXPERIMENTAL AND INNOVATIVE NEW-TOWN-IN-TOWN


From its very beginning, Roosevelt Island was conceived as a community with a balance of services and amenities tightly integrated into the residential fabric. It includes a complete school system composed of a series of mini-schools, two of which have been completed within the Eastwood complex, allowing every child to walk to school on the island. The two-story structure in the foreground of the photograph (far right) is an elementary school and daycare center. Health facilities and community meeting rooms are integrated within the residential buildings. Commercial space for local services such as groceries, drug stores, dry cleaning shops and small restaurants has been provided on the lower floors of the residential buildings which front upon the major pedestrian networks. Cars entering the island must park in a garage, designed by Kallmann & McKinnell, located near the point of motor access. From there an electric bus transports island residents and visitors to the units.

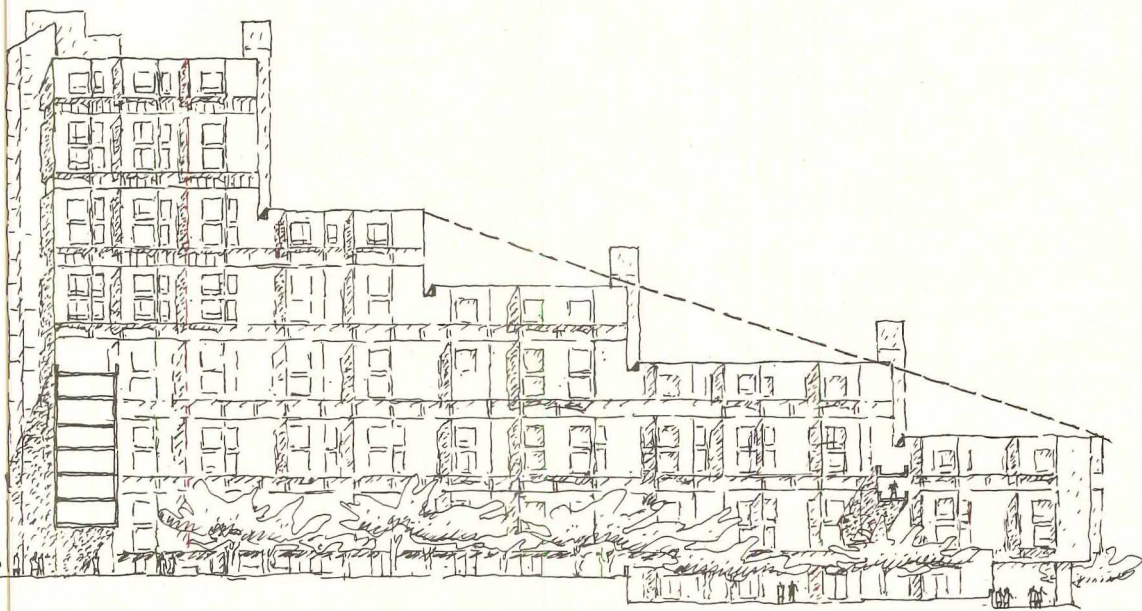


The master plan for Roosevelt Island, the relevant portion of which appears above, was developed by Philip Johnson and John Burgee for the UDC. It was considerably modified by the UDC and the architectural firms who designed the various parcels—Sert, Jackson and Associates for Eastwood and Westview, shown with cast shadows on the plan; and Rivercross and Island House designed by Johansen and Bhavnani and shown in line. Nonetheless, the basic ideas of Johnson and Burgee were maintained. Their plan called for a principal street winding down the center of the island and this has been implemented as the plan indicates. Buildings were to step down from this central spine to the water's edge and they do. Pedestrians and cyclists were to be able to move around the entire perimeter of the island unimpeded by traffic and the construction facilitates this.

© Steve Rosenthal photos

The mix of incomes on Roosevelt Island ranges from low to high—rich and poor and those in between living in a few hundred yards of each other. Eastwood consists of 1003 units of low- and moderate-income housing for approximately 4,000 people. It is located on the east side of the island facing the principal bisecting street called Main Street to the west and Queens across the river to the east. At Eastwood, senior citizens with minimum incomes of \$7000 and maximum incomes of \$13,500 pay \$191 per month, heat, gas and electricity included, for a studio apartment. The studios are reserved for the elderly only, and there are 139 of these units. One-bedroom apartments are available to the elderly and to young couples with incomes between \$10,500 and \$13,500 who pay a monthly rent of \$281. Of these, 145 units are for the elderly and 195 for young couples. 266 two-bedroom apartments





The photograph (opposite page left) taken from the entrance ramp which connects the island to a bridge from Queens, looks south toward Eastwood and Westview. The photograph above looks north toward Eastwood with an elementary school and small park in the foreground. The dotted diagonal line on the sketch at left is an over-all control line for determining the profile of the terraces. Staying within the shallow angle creates a restful contour. If Sert had prevailed over the UDC, the terraced roofs would have become play areas for children under their mother's surveillance as shown in the sketch (opposite page left). The UDC opposed this idea on the grounds that it would add considerably to costs to make the terraced roofs usable and safe, and that supervision would still be difficult.

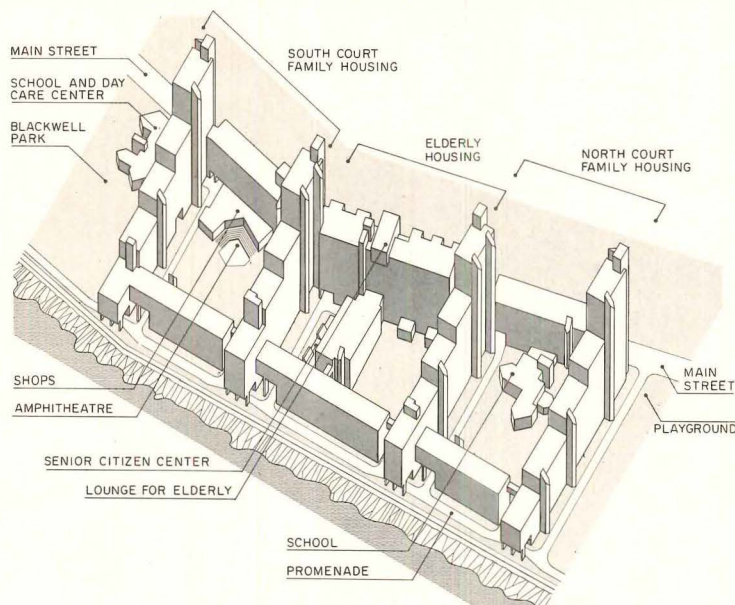
are available to persons with incomes of \$14,000 to \$22,000 depending on family size and the rent is \$359 per month. 189 three-bedroom units rent for \$395 per month and go to couples earning \$15,000 to \$23,000, again depending on family size. To get one of the 69 four-bedroom units a couple must have at least three children and an income ranging from \$16,000 to \$26,000. For this unit they must pay \$421 per month (\$764 is the fair market monthly rent for an equivalent apartment in New York City).

Westview (included in the bottom photo on page 102 but not otherwise illustrated or discussed in this article) consists of 360 units of middle-income housing constructed to the west of Main Street and facing the Manhattan skyline. Also designed by Sert, Jackson and Associates, its rents including utilities range from \$320 for studios to \$877 for three-bedroom apartments. Two other parcels designed for higher incomes and therefore beyond the scope of this article are Rivercross, a luxury cooperative, and Island House, for free-market rentals—designed by Johansen and Bhavnani.



The three parcels on the east side of Roosevelt Island which comprise Eastwood cover approximately six acres. The residential buildings have a density of 166 dwelling units per acre, net. They have been placed to form a series of well-defined courtyards landscaped with large existing trees, lawns and paved walks, punctuated by natural rock outcroppings. From each courtyard one can see the East River, visible through a large pass-through. These three major courtyards are defined by stepped buildings which rise from six stories up to twenty-two stories at Main Street. At regular intervals between the tall-stepped buildings are seven-story buildings which face Main Street and admit daylight to what would otherwise be a canyon. The Eastwood buildings along Main Street project over the sidewalk forming a continuous protected arcade a thousand feet long. The commercial areas in this arcade are at present renting very slowly as prospective merchants wait for the residential units to fill up. As the shops gradually open, however, Main Street will become progressively more lively. Schools, community meeting rooms and the residential elevator lobbies also enliven the arcade.

The tallest buildings at Eastwood are not by New York standards very tall at all. Isolated tower forms were deliberately avoided by the architects, largely because of the limited human amenities provided by these forms but also because such shapes would appear dwarfed by nearby Manhattan. The best views from Roosevelt Island are up and down the river, not directly east or west. The views down river are handsomely framed by the 59th Street bridge. For this reason, most units in the taller buildings look south, down river. Even though only a small percentage of the units actually face the water's edge, nearly all of the units have some visual relationship to the water.

Eastwood contains approximately 300 units especially designed for the elderly. These units are clustered into a T-shaped building in the center court. The elderly have their own lobby, a senior citizens center and will eventu-



The plaza in the photo above opens off Main Street and includes a landmark church to be seen at the far left of the photograph. The glass-enclosed space is in front of one of the residential lobbies. The amphitheater in the foreground of the residential courts (opposite page top) has commercial facilities underneath. This courtyard, one of four in Eastwood, enhances the views from the buildings' corridors. The subtle bend of Main Street can be seen in the photo at right. This bend is preferable to a long unbroken vista and will discourage rapid movements of traffic until the streets are closed to cars as planned. The arcade (right) is for pedestrian use.



ally have a health care center.

The type of dwelling units developed by Sert, Jackson Associates for Eastwood (but not for Westview because UDC—but not Sert—believes that higher rent paying tenants do not want to go up or down stairs in their apartments) are organized around the elevator access system called "skip stop." The elevator stops at every third floor only and from this corridor level floor, inhabitants take a private stair up or down one flight to their apartments. A third apartment is at the corridor level. Thus a three-story stack of apartments is the basic cluster which is repeated vertically.


The basic living unit found above or below the corridor level is composed of two modules. The living module is a single through-space containing the living room, dining area and the kitchen. Adjacent is the bedroom module which has a bedroom on each side of a central bathroom. By adding another bedroom module, a four-bedroom unit is achieved, and by adding a half module, a three-bedroom unit (see plans opposite page top). All dwelling units get direct sunlight and most have two different exposures since they are floor-through apartments. Because the living module is one space subdivided by two low counter-height walls, and since all windows have operable sash, cross ventilation is possible. Only the corridor apartments are not floor-through units.

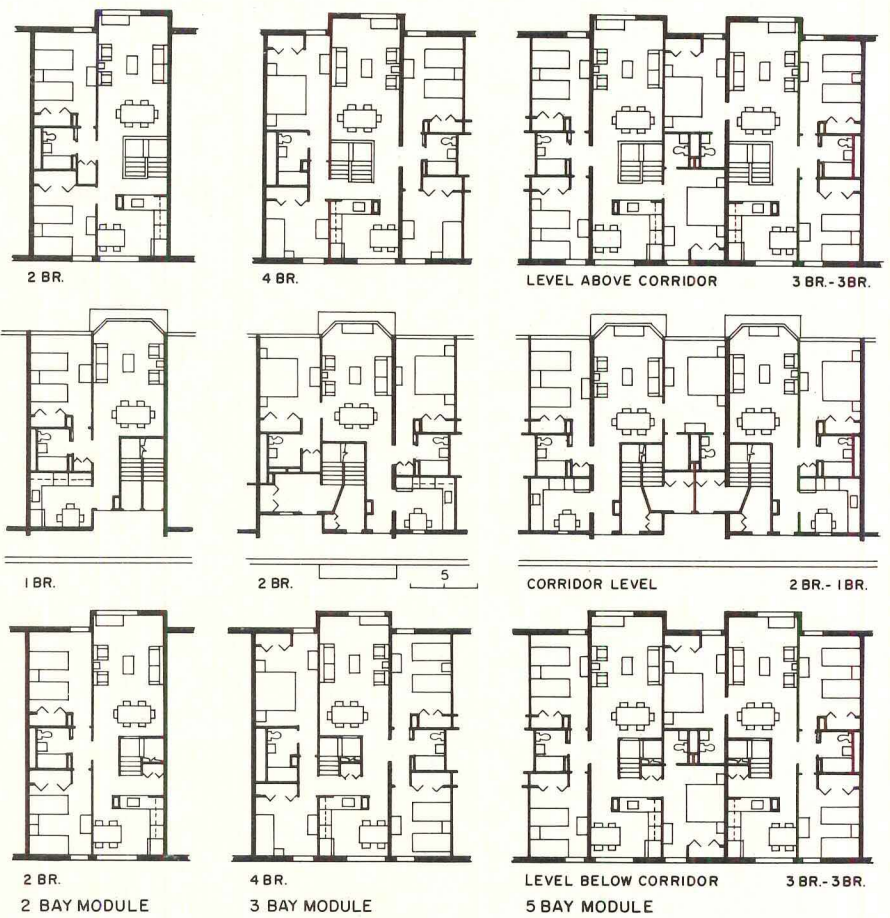

All the larger dwelling units, for families with many children, are concentrated in lower buildings and in units which are on ground level. The latter have small yards fenced in.

The structural system for all of the residential buildings consists of 8-inch concrete bearing walls and 6½-inch post-tensioned slabs. Non-bearing walls are brick cavity. Metal forms were used to cast the walls and "flying tables" for the slabs. The elevator towers and stair towers were slip-formed from metal forms. The mechanical provisions include all electric, heat and air conditioning sleeves. Tenants may install air conditioning units at their own expense if they desire, but it is probable that for many the cross ventilation will be adequate for all but the hottest days of summer. Trash disposal is by means of a vacuum system which propels trash under pressure through large pipes to a central processing plant for the island.

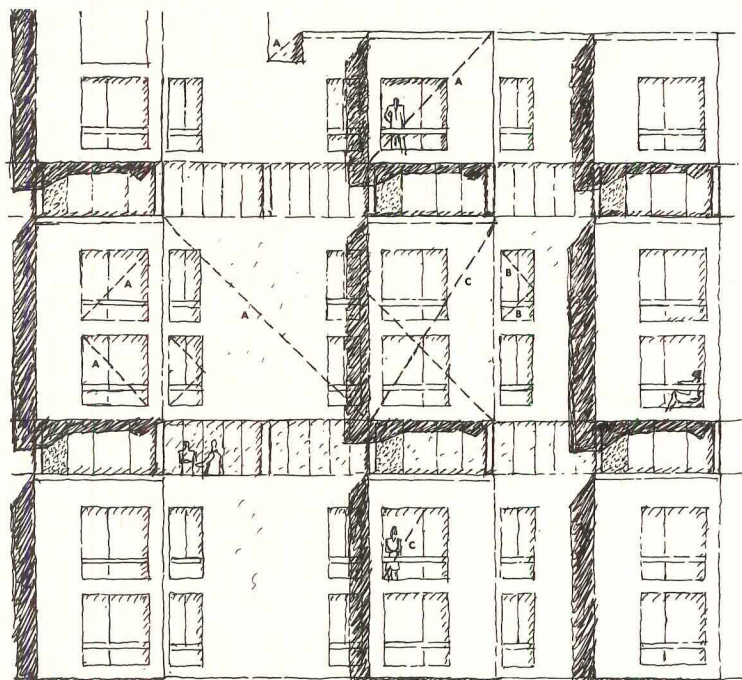
The total project includes 1.09 million square feet of residential space, 15 thousand square feet of commercial space, and 47 thousand square feet of schools, day care center and senior citizens center. The cost was \$35 million total; \$30 per square foot; \$35 thousand per dwelling unit, including schools, commercial space and all community spaces. These figures do not include parking.

EASTWOOD, ROOSEVELT ISLAND, New York, N.Y. Client: *New York State Urban Development Corporation*. Architects: *Sert, Jackson and Associates, Inc.*—*William Lindemulder (project manager); Edward T. M. Tsoi (project architect)*. Engineers: *Paul Weidlinger Associates (structural); Cosentini Associates (plumbing and mechanical); Eitington & Schlossberg Associates (electrical)*. General contractors: *Building Systems Housing Corporation and Turner Construction Corporation*.





Shown above are the basic planning modules at three different levels. In the typical elevation (left), the projecting elements are living rooms. The sketch below shows the proportioning system for the facades. 'A' denotes a square, slightly tall to correct for perspective. 'B' is a double square, and 'C' is a golden section. Windows were carefully studied to arrive at an harmonious division of glass. Each projection is proportioned as a golden rectangle. Sert, a disciple of Le Corbusier, adapts the latter's Modulor dimensions wherever possible. Two views of a floor-through unit show their virtues—cross ventilation, views from the dwelling in two directions and exposure to sunlight during different times of the day.




RIVERVIEW IN YONKERS:
DESIGNED AFTER EASTWOOD
TO SERVE AS A PROTOTYPE
FOR SIMILAR BLOCKS
IN ITS NEIGHBORHOOD

Sert, Jackson and Associates began design for Riverview 1 and 2 in 1970. Constructed by the UDC, it is a two-stage community of 798 moderate-income rental apartments on a 7.8 acre (six city blocks) site within an urban renewal area near the previously decaying downtown core of Yonkers, New York. Financed by the Federal 236 rental program for approximately 3200 people, it has a density of 103 dwelling units per acre net.

An elementary school already existed at the center of the site. To the south of the school is phase 1 of Riverview and to the north is phase 2. Although the site is surrounded by existing development on all sides, Riverdale Avenue is the most active edge, with a good mix of retail facilities.

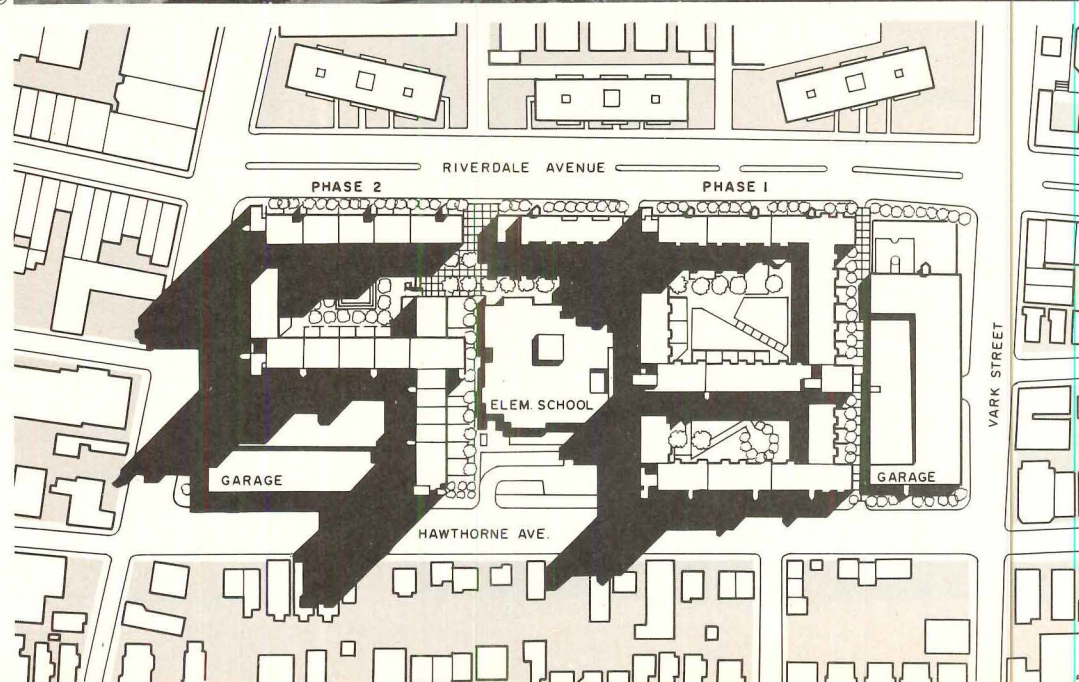
In response to these site conditions, the architects designed the Riverdale Avenue edge of the new housing complex as a continuous wall along the property line (see photo opposite page bottom) to give definition to the




street. To continue the kind of mixed uses in adjoining blocks, the new development includes along this street, shops, a day care center and a community lounge. As the previously cited photo indicates, the new configuration on Riverdale Avenue is a combination of high and low buildings punctuated by the vertical stair shafts. The buildings are taller along Prospect Street, which faces a mixture of residential and commercial uses. Parking garages are located at the outer edges of the site to minimize the intrusion of cars onto the site.

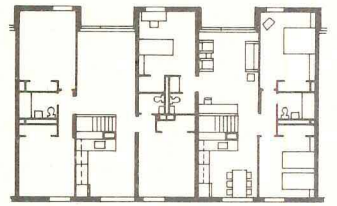
As in Eastwood on Roosevelt Island, the buildings are arranged to form well-defined courtyards. These courtyards provide a sense of place for the community, are interesting to look at from the apartments and corridors which face them and provide an oasis from the noise and confusion of the adjacent streets.

RIVERVIEW HOUSING PHASES 1 AND 2, Yonkers, N.Y. Client: *New York State Urban Development Corporation*. Architects: *Sert, Jackson and Associates, Inc.*—William Lindemulder (project manager); Robert Campbell (project architect). Engineers: *Paul Weidlinger Associates* (structural); *Batlan and Oxman* (electrical and mechanical). Contractors: *Phase 1: Building Systems Housing Corporation*; *Phase 2: Halpern Building Corporation*.

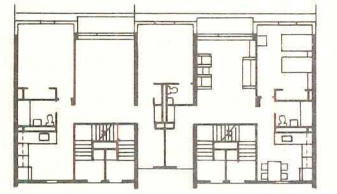




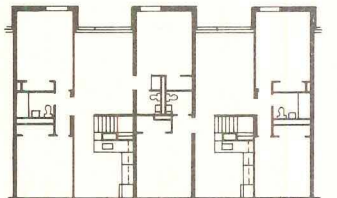
The unit plan for phase 1 of Riverview is similar to Eastwood. The unit plan used in phase 2 is a further development of the three-story skip-stop module. The fundamental difference is in the living bay. The private stair is an "L"-shape and does not take up as much area. As a result, the living room is pulled back and its window is recessed three feet behind the bedroom exterior wall. This recess permits the units on the corridor level, which are not cross-ventilated, to be compensated by having a small balcony off the living room (see sketch opposite page). These modifications bring about a significant change in the exterior expression. The photograph (left) looks south toward phase 1, but flanking the vista to the east and west are two wings of phase 2. In the phase 2 facades the bedrooms, instead of the living rooms, protrude. Shown below is a mock-up of the kitchen, dining and living area within the basic module. The cost of the total of 815 thousand square feet of residential space, parking, commercial and community facilities and landscaping was \$27 million total; \$33.10 per square foot; or \$33,-750 per dwelling unit.



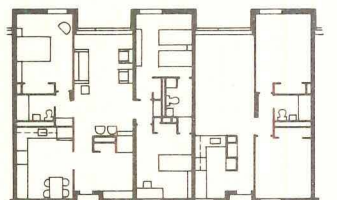
LEVEL ABOVE CORRIDOR 3BR-3BR.



CORRIDOR LEVEL 2BR-1BR.



LEVEL BELOW CORRIDOR 3BR-3BR.



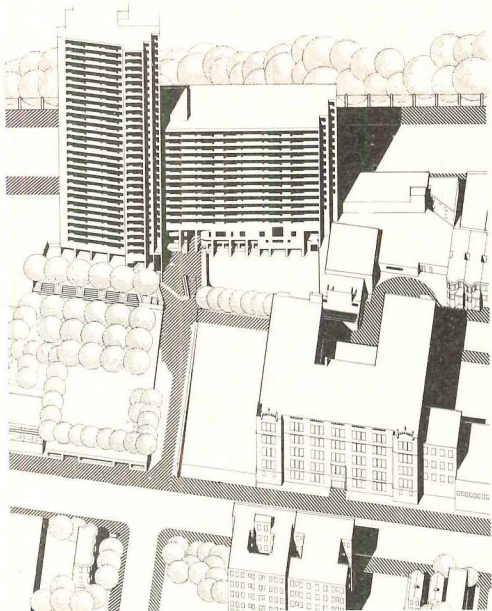
LEVEL AT GROUND 3BR-3BR.
5 BAY MODULE



TWIN PARKS EAST: BRONX
VEST POCKET HOUSING
WITH TWO SCHOOLS AND A
CENTER FOR THE AGED
TUCKED UNDER ITS TOWERS

Twin Parks East by Giovanni Pasanella Associates is a project of the New York City Educational Construction Fund and the De Matteis Organizations. It contains 599 apartments at a density of 135 units per acre and an elementary school P.S. 205. The school has two components, 205A for grades 1-4, and 205B, an early childhood center. Also included are parking facilities, community spaces and a center for the aged.

As can be seen on the site plan (opposite page) and in the comprehensive photograph below it, sites 1 and 1A are developed as twin buildings, which face the Bronx Zoological Gardens and form an entrance to East 187th Street, the main shopping street of the large, cohesive Italian community in this part of Twin Parks. These two buildings, one of which is 18 stories high and the other 16, are intended as



housing for the elderly and between them have 150 studio apartments, 120 one-bedroom apartments and 29 two-bedroom apartments. At the base of site 1 is the 8-thousand-square-foot center for the aged, a two-story structure comprising the first two floors of the tower shown at the top of the opposite page and to the right of the drawing (p. 112). Across the street on the first two floors of the other tower is the early childhood center PS 205B. Programmed for the New York City Board of Education for 480 pupils, it operates all year and provides day care facilities in the summer months.

The school shares its site with 160 apartment units. The site itself is small and irregular. Since it had to accommodate housing as well as the school, it was necessary to put the school on two floors and to place the smaller administrative and service areas beneath the



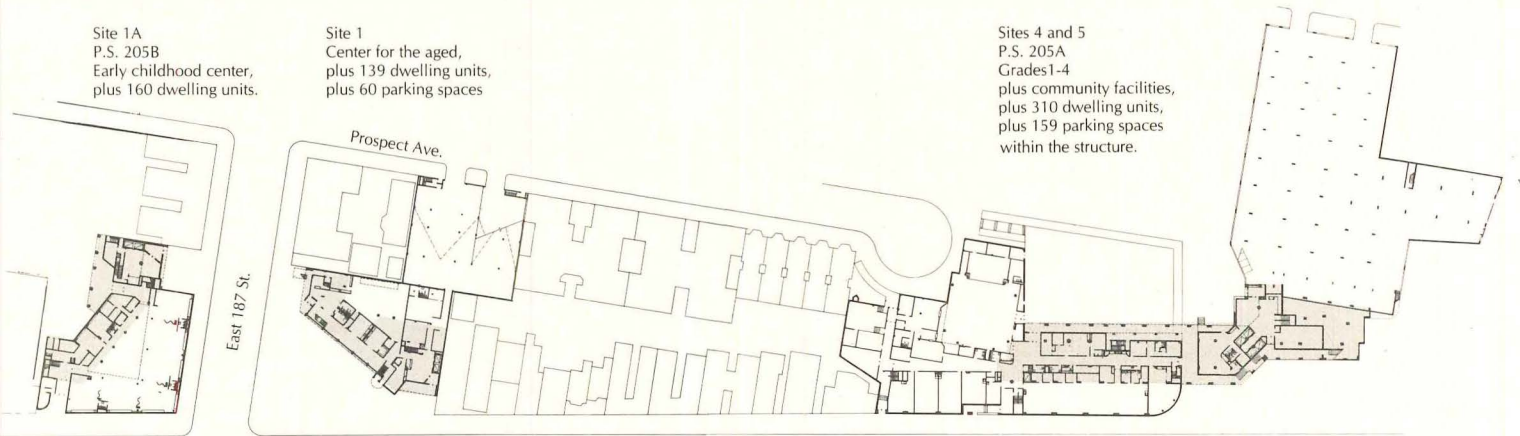
The view above looks south along Southern Boulevard. The complex in the foreground known as Keith Plaza divides 310 dwelling units into two elements—one 28 stories high and the other 15. This structure houses grades 1-4 of P.S. 205 in the three- and two-story elements which flank the street. There are 11 thousand square feet of community facilities within the structure and 159 parking spaces. The sketch (left) shows the recreational space at the rear of the structure which was created by closing a portion of Prospect Avenue and an east-west street. The view (opposite page top) looks north. It shows the 16 story, 139 dwelling unit tower which includes a center for the aged on its first two floors and parking for 60 cars. Its opposite element, left, has 160 units and the early childhood center of P.S. 205.



Site 1A
P.S. 205B
Early childhood center,
plus 160 dwelling units.

Site 1
Center for the aged,
plus 139 dwelling units,
plus 60 parking spaces

Sites 4 and 5
P.S. 205A
Grades 1-4
plus community facilities,
plus 310 dwelling units,
plus 159 parking spaces
within the structure.



Southern Boulevard



housing, since they could be more easily planned within the housing column spacing. The larger classroom areas are placed away from the apartment structure and at the street line of the site where there is more natural light and ventilation.

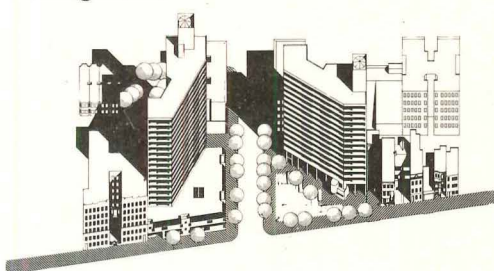
In designing this 22.5-thousand-square-foot school, Pasanella tried to make it one which would live comfortably with the ever-changing philosophies of education. At present it is an open plan school but it can be altered to provide conventional classrooms upon demand. Should this become necessary, the school is planned so that demountable partitions could be set up to divide the space into standard classrooms of 940 and 800 square feet in area.

The program also called for a multi-purpose area to be used by all of the students. It was placed in the middle interior of the school and is a two-story space open to adjoining class areas on both floors (see photos right).

Sites 4-5 contain two towers, one 15 stories high, and the other 28 stories. Together they have a total of 310 apartments—28 studios, 80 one-bedroom apartments and 148 two-bedroom apartments. Beneath the 15-story tower is P.S. 205A grades 1 through 4. Each grade occupies a single teaching station complex designed as a flexible space—for 110 to 125 students—that can be subdivided into four equal classrooms with an average class register of 28.



The teaching complex includes teaching stations, a team center and small study rooms. Each teaching complex is located on the Southern Boulevard face of the school and is served by a central staircase. Facilities to be used by both the school and the community, such as the large assembly-lunch-play area, a community room and special teaching classrooms have been located on the ground level adjacent to administrative areas. The library, art-science classrooms and audio-visual facilities are situated above on the second and third levels. The entire school area is 55,000 square feet.


The school has been sited to maintain the elevation line of the two-family residences which extend down the boulevard. It acts as a transition element from the street to the tall housing above.





Total cost of Twin Parks East was \$24 million including \$5 million for the schools. The cost per unit was \$39 thousand including the schools, parking and the center for the aged.

TWIN PARKS EAST, The Bronx, New York, N.Y.
 Clients: *New York City Educational Construction Fund, New York City Board of Education and the De Matteis Organizations.* Architects: *Giovanni Pasanella Associates.* Consultants: *Irwin G. Cantor (structural); Herbert Pomerantz & Assocs. (mechanical).*





The views above and to the left are of the two-story-high space within P.S. 205B, the early childhood center. The columns marching down the side help carry 16 floors of dwelling units. Walls are of large white tiles, which contrast well with the natural finish wood slats that screen the surrounding mezzanine. The photographs below show Pasanella's choice of building materials for the public spaces. His use of glass block in combination with exposed metal ceilings is handsome and practical. The sketch of the two towers (left) shows how the school, the plaza and the center for the aged interrelate.



MOTT HAVEN INFILL IN THE SOUTH BRONX: A LOW-RISE VERY-LOW-COST APPROACH WITH LIMITED BUT SIGNIFICANT AMENITIES

One of the major advantages of the three high-density projects just reviewed is that their size and concentration makes it economically possible for them to occupy large aggregations of desirable land. Roosevelt Island, the site of Eastwood, is surrounded by beautiful river views, is adjacent to parks and a river promenade, and is within a very brief aerial tram ride to and from central Manhattan. Riverview in Yonkers overlooks the Hudson and the Palisades and is close to downtown Yonkers. The two sites in Twin Parks East overlook the beautiful open space of the Bronx Zoo and are near the New York Botanical Garden.

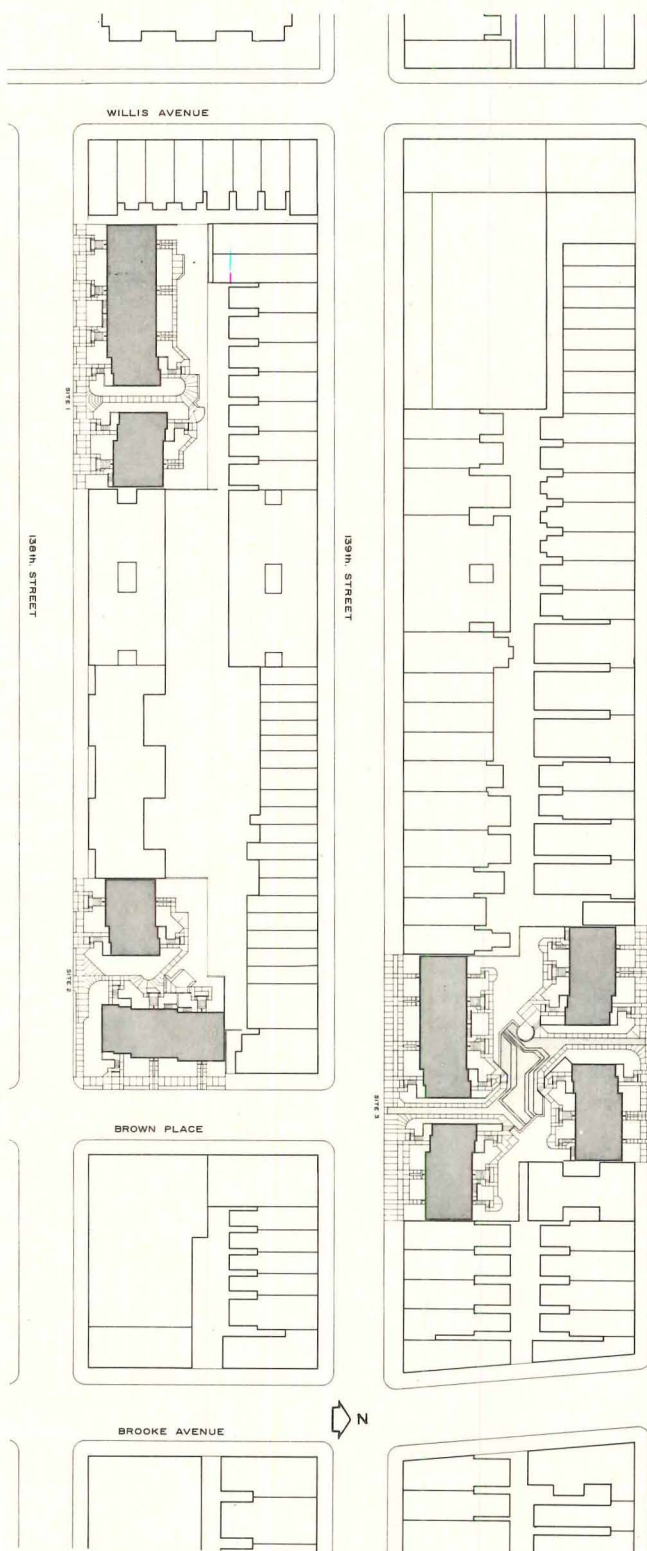
The new row housing in Mott Haven, however, has been plugged into an old depressed neighborhood under a flight path to LaGuardia. Although living rooms and master bedrooms can be cross ventilated provided bedroom doors are left open, these rooms have been supplied with air conditioners so that windows may be closed to shut out the noise from low flying jets. Putting aside the question as to whether such a site should have been upgraded at all, it must be said that architects John Ciardullo and Wayne Ehmann made the most of the limited potential which was there.

Mott Haven Infill, also known as Plaza Boriquen, like the three other projects shown in this study, was financed under the Federal 236 rental program. At a density of 50 units per acre (Eastwood-166, Riverview-103, Twin Parks East-135), the architects have designed three-story row houses providing simplexes, duplexes or triplexes for rent at \$38 per room, which by New York City standards is quite low. Over 60 per cent of these units have four bedrooms and two baths, making them feasible for large families. Every tenant family has its own small garden adjacent to its entrance.

At Mott Haven, each tenant has demonstrated pride of possession of this outdoor space. Individual families have not only erected fences at their own expense, but have planted flowers, shrubs and have built patios. Each family has expressed its own particular taste and feeling in its garden.

The architects consider it a plus that the only shared public amenity is the large separately funded playground shown in the photo at right. They emphasize that the tenant families have privacy, and that mothers can watch and call to their children at play. They point out that their project has no public stair wells, public corridors, public lobbies, elevators or in their words: "other such areas which foster indifference and anonymity and require extensive maintenance."


MOTT HAVEN INFILL, South Bronx, N.Y. Clients: *South Bronx Community Housing Corporation and the New York Bank for Savings.* Architects: *Ciardullo Ehmann.* Contractor: *J. Baranello & Sons.*

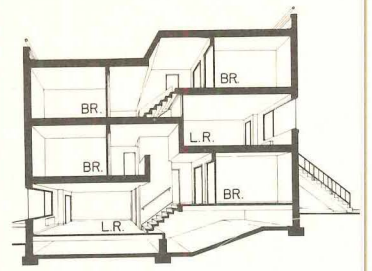


Nathaniel Lieberman photos



Base construction costs not including land cost, contractors' profit and architects' and consultants' fees but including site work, were \$22 per square foot, \$24.6 thousand per unit and \$4.3 thousand per rental room. The architects point out that there would be additional substantial cost savings for full block or larger developments of this type. Unfortunately Mott Haven bears the burden of scattered site development—additional architectural work in the preparation of construction documents; extra guard service to protect more than one site at a time; separate excavations as well as additional supervision and coordination.

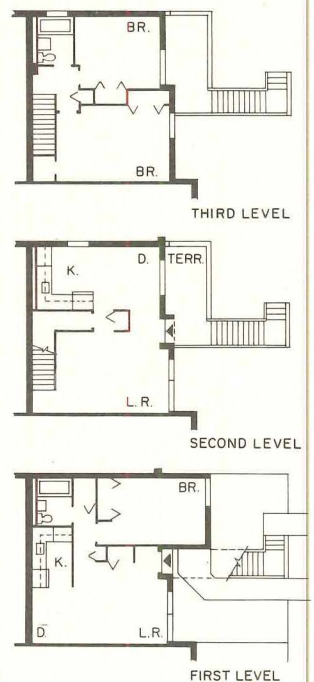




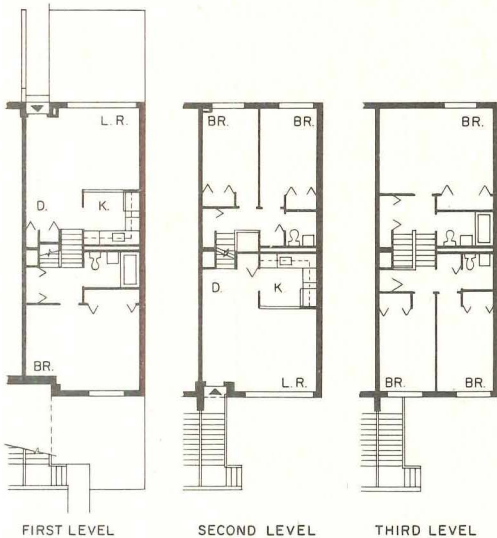
The interior views at left show how a typical low to moderate income dwelling in this South Bronx scattered site development would look if it were occupied by a high-income childless couple who had met each other in architectural school. Such couples, fortunately, do not have to choose to live in the path of low flying jets—at least not yet. Remove this pair and their correct furnishings from the mind's eye and substitute an untidy young family of six who have bought their furniture right there in the Bronx. Then examine the plans and the section above. It is clear that in terms of well planned space this family is getting a lot of value by today's standards for its \$38 per room. Storage space is comparatively generous and kitchens, though small to conform to the square foot minimums per dwelling unit of the Federal 236 rental program, are well related to the living and dining areas. Only in the "C" units do the kitchens have windows, which of course limits maternal surveillance. Central heating has been provided for clusters up to ten units. The construction is semi-fireproof with 3 by 10 inch wood floor joists, brick and block solid masonry exterior walls, and metal stud and gypsum wallboard two-hour fire walls. Both double-hung and sliding anodized aluminum windows have been used with $\frac{3}{16}$ inch glazing to resist jet noise. Stairs within the dwelling units are of oak and exterior stairs are of concrete. All roofs are flat.



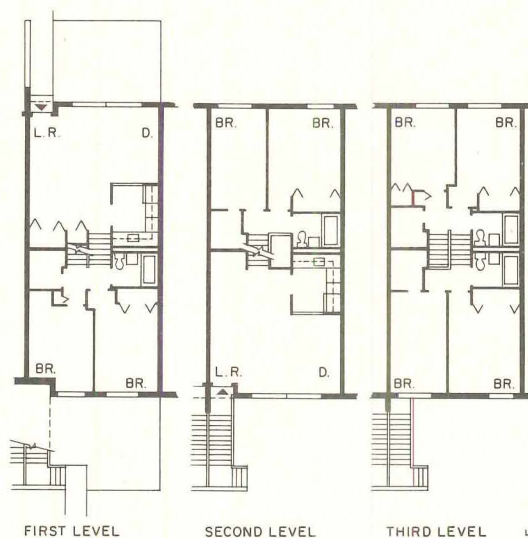
TYPE C



TYPE A



TYPE B






The beautiful way to cut construction costs

The fact that Pella Wood Folding Doors can help you save money on building materials and labor is worth thinking about in today's economy. For example . . . by using Pella folding doors as closures or partitions, you eliminate the expense of dropped headers and stub walls. And to add even more sales appeal to closets, you can build additional shelves closer to the ceiling. Your customers are pleased because they have gained extra storage space, plus the equivalent of an attractively paneled wall. Choose from genuine wood veneers (factory-finished or ready-to-finish) or vinyl. Stable wood core construction keeps panels straight and true. Use Pella Wood Folding Doors for that *extra* sales feature in the homes you build.



For more detailed information, send for your free copies of our full-color catalogs on Pella Wood Folding Doors. See us in Sweet's Light Construction File. Or look in the Yellow Pages, under "doors", for the phone number of your Pella Distributor.



FREE Catalogs. Please send me your catalogs on Pella Wood Folding Doors. I would also like information on: Sliding Glass Doors, Casement Windows, Double-Hung Windows, Awning Windows.

Name _____

Firm _____

Address _____

City _____ State _____ ZIP _____

Telephone _____

Mail to: Pella Windows & Doors, Dept.T31H6, 100 Main St., Pella, Iowa 50219
Also available throughout Canada.

©1975 Rolscreen Co.

For more data, circle 51 on inquiry card



We're glad it rained.

It gave us a chance to show you the advantages of Dylite[®] expanded polystyrene tapered roof board in this unusual photo combining both "Before" and "After" at once.

When the rains came, the first of 19 roofs, scheduled for correction of persistent drainage problems, had just been finished at this Kansas apartment complex (see arrow). The other 18 buildings still had their original roofing.

The Taper Tile* system manufactured from Dylite now covers all 19 buildings, a total of 175,000 sq. ft. Pre-tapered panels enabled the contractor to put custom-designed positive drainage over existing flat decks without structural alteration. The panels have

a maximum thickness of 3 inches in some areas; 6 inches in others. Thermal conductivity (k) is 0.22 at 0°F, giving a very substantial saving in heating and cooling costs.

Lightweight Dylite board offers superior insulation. It is resistant to moisture and holds its insulating properties. For new roofs or for reroofing jobs it's the efficient, cost-effective way to insulate and assure positive drainage.

Want to know more? Write ARCO Polymers, Inc., Dept. 1004, 1500 Market Street, Philadelphia, PA 19101.

CAUTION: The foamed polystyrene described in this advertisement is combustible and should not be exposed to open flame or other ignition sources.

*Trademark of Contour Packaging, Inc., Lenexa, Ka., who was the supplier on this project.
Contractor: Western Roofing Company, Kansas City, Mo.

ARCO/Polymers, inc. 
Subsidiary of
AtlanticRichfieldCompany

For more data, circle 52 on inquiry card

new, maintenance-free, **DUST-FREE WRITING SYSTEM**

**Boards stay clean.
So do your hands.**

Combine a new type porcelain-on-steel writing board with special dry-marker pens and you have "Rite-On, Wipe-Off", the new dust-free writing system that is sweeping the world. Writes clean. Wipes clean

with dry eraser. Virtually indestructible. Writing surface guaranteed for 50 years. Doubles as projection screen and magnetic bulletin board. Write for details.

Alliance Vall
CORPORATION

Box 247 Alliance, Ohio 44601



For more data, circle 53 on inquiry card

Increase Efficiency and Save on Door Maintenance



**Proven in Service for
over 80 years!**

**...write
today
for this
catalog!**



KINNEAR A DIVISION OF **Harsco**
1860 Fields Ave., Columbus, Ohio 43216


Factories:
Columbus, Ohio 43216 • San Francisco, Calif. 94124
Centralia, Wash. 98531 • Toronto, Ont., Canada

Offices and representatives in all principal cities
— listed under "Doors" in the Yellow Pages. Also listed in Sweet's!

For more data, circle 54 on inquiry card

SWITCHES

**Why the Eagle TOUCH-A-MATIC® Switch
is the safest, most dependable choice
for your electrical specifications.**



Has both screw and
E-Z WIRE®
PRESSURE
TERMINALS.

Cat. No. 1240

How it works:




Fig. 1

Fig. 2




Fig. 3

Fig. 4

Fig. 1. switch in "off" position (contacts open). As switch lever is rotated, actuating ball compresses the coil spring, but ball must pass pivot point of lever before it can close the contact. As it passes the pivot point it has maximum momentum and closes the contact points positively and rapidly. All independent of hand action (Fig. 2.). As the switch lever is rotated in the opposite direction, Fig. 3, the ball is depressed and slowly releases some spring tension on the contact arm, permitting the contact points to open enough to break the arc slowly. Then as the ball passes the pivot point it completes the cycle (Fig.4.).

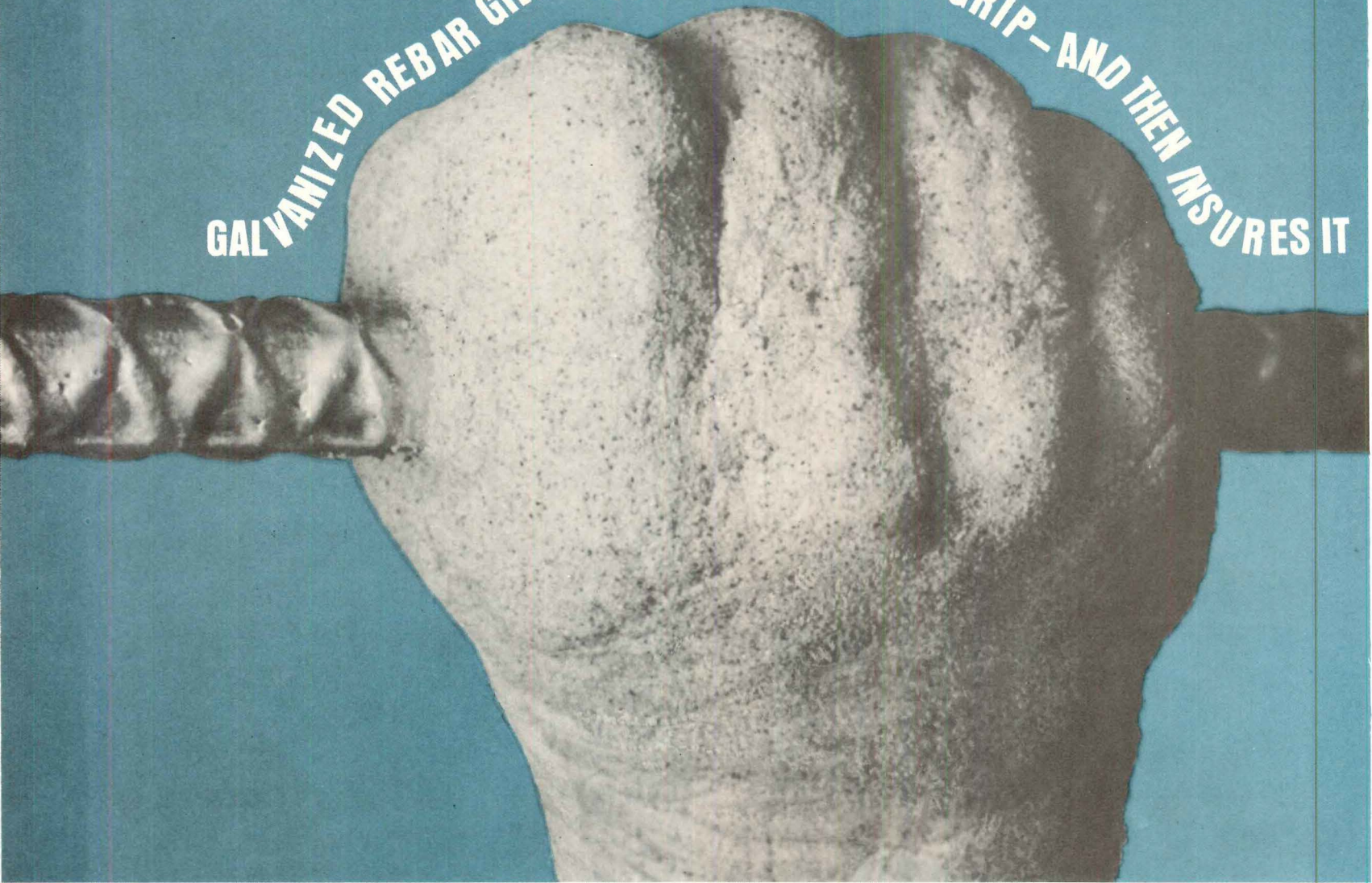
The Eagle Heavy Duty Touch-A-Matic Switch operates on a completely different principle than the generally used cam-action switch. This principle is specifically designed for AC use. Touch-A-Matic is a ball bearing and spring patented principle that assures a fast make and a slow break, (which is independent of hand action); so that arcing is prevented. This means a safer switch action — and less erosion of the contacts, so that the switch lasts longer. In fact, the rigid overload and endurance testing program which Eagle Touch-A-Matic switches must pass is equivalent to turning the switch on and off twice a day at full load for 40 years. Eagle Touch-A-Matic Switches have both screw and E-Z WIRE® pressure terminals, which permit faster installation at lower cost. Touch-A-Matics are Specification Grade, UL listed and meet Federal Specifications and OSHA standards. Available in Single Pole, 3-way, Double Pole, 4-way; 15 and 20 Amp, 120-277V AC only (½ HP, 120V AC), in brown and ivory; and white in some styles. Lifetime Guarantee. For more information on Touch-A-Matics and the complete line of Eagle wiring devices, send today for a copy of our catalog.



Eagle Electric Mfg. Co., Inc., Long Island City, N.Y. 11101
In Canada: Eagle Electric of Canada Ltd., Ontario

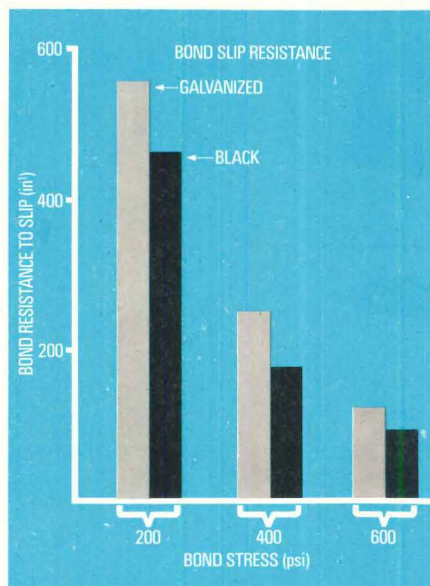
For more data, circle 55 on inquiry card

GALVANIZED REBAR GIVES CONCRETE A BETTER GRIP—AND THEN INSURES IT



Galvanizing strengthens concrete's grip on reinforcing steel and then prevents corrosion from prying it loose.

Extensive tests employing American Concrete Institute procedure 208-58 showed that the bond of concrete to galvanized steel was equal to or usually better than the bond of concrete to black steel. The graph shows typical results. The layer of zinc which galvanizing metallurgically bonds into the steel rebar insures against subsurface rust pressure which can force the concrete away from the steel, causing cracking, staining and spalling. Even in the aggressive marine environment of Bermuda, galvanized rebar has kept



its grip on concrete for over 25 years with no sign of loosening.

An increasing number of architects and highway engineers are specifying galvanized rebar to prevent concrete deterioration in buildings and bridge decks.

If you would like more information, write on your letterhead for a copy of our booklet "GALVANIZED REINFORCING BAR—Undercover Protection For Concrete."

ST. JOE
MINERALS CORPORATION

250 Park Avenue, New York, New York 10017



Give Congoleum®

Give taste. Give color and design.
Give cushioned comfort. Give easy
maintenance. Give a respected
name. Specify Congoleum.

For complete specifications guide, write or call
contract sales manager, Congoleum Corporation,
Resilient Flooring Division, 195 Belgrove Dr.,
Kearny, NJ 07032 (201) 991-1000.

Copyright, 1976, Congoleum Corporation

For more data, circle 56 on inquiry card

Classic windows: The inspired Stack & Strip

You don't see windows as beautiful as this every day. When you do, chances are they came from Marvin. We work hard to make it easy to achieve the spectacular results. Our Stack & Strip units come in 28 basic awnings and 5 view units. Marvin will set up the complete window at the factory or ship the individual units boxed for on-site arrangement. We routinely provide special frame sizes, special jamb widths, trapezoids and triangles, cathedral glazing, and just about anything else needed for special, spectacular windows. These are also some of the tightest windows ever designed.

We'd like to send complete information. Marvin Windows, Warroad, MN 56763. Phone: 218-386-1430.



**Marvin
Windows**

For more data, circle 57 on inquiry card


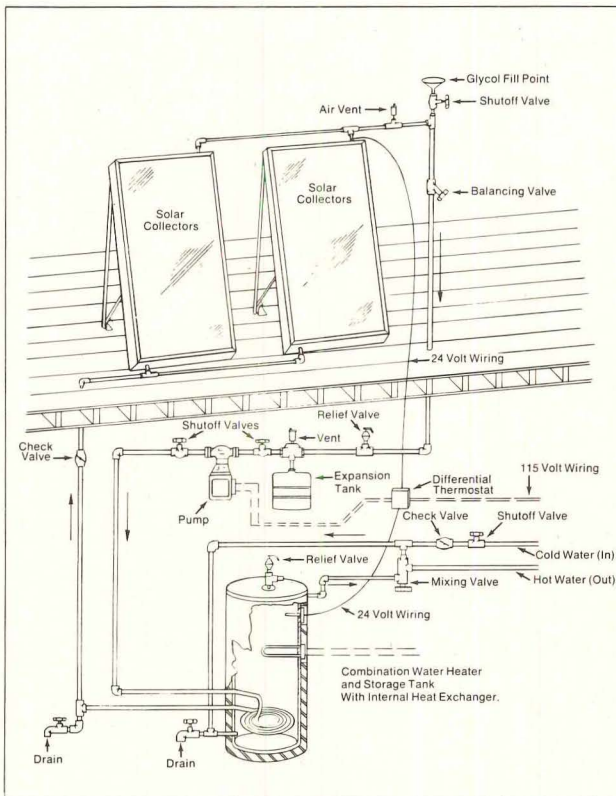



For more information, circle item numbers on Reader Service Inquiry Card, pages 157-158.

High-strength lighting poles up to 40 feet

The company's *TRI-ROUND* aluminum lighting poles start out triangular at the base and terminate at the top in a round configuration, providing strength and light weight. The patented design features three tongue-and-groove extruded sections bonded with structural adhesive. The pole can take many luminaires. ■ Crouse-Hinds Co., Syracuse, N.Y.

Circle 300 on inquiry card




Solar collector spawns domestic hot water system

In an effort to make solar heating more practical and widespread, the company has developed a domestic hot water system that is said to provide up to 100 percent of the domestic hot water requirements for both residential and commercial buildings—is an outgrowth of the "Tube-in-Strip" collector panel (above) furnished in glass-covered, weathertight units, enclosed in an extruded aluminum housing. The package also contains a storage tank, pump, heat exchanger, valves and

other components, which previously had to be purchased separately. The system—which is said to provide up to 100 percent of the domestic hot water requirements for both residential and commercial buildings—is an outgrowth of the "Tube-in-Strip" solar collector, in which the absorber plate and the tubes are one integral sheet of copper. ■ Revere Copper and Brass Inc., Rome, N.Y.

Circle 301 on inquiry card



Mailmobile office delivery system employs invisible guidepath



The company's development of guidance devices and systems for use by the defense and aerospace industries has led to *Mailmobile*, a self-propelled, unmanned vehicle which tracks and follows an invisible floor guidepath. The path is applied as an imperceptible fluorescent chemical that is harmless to carpeting, tile or other flooring materials. It may be chemically

erased and altered, and can be "coded" at any number of points to automatically stop at timed intervals (above right). *Mailmobile* travels at 1.5 feet per second, signaling its presence with a pair of flashing lights and a soft "beep" tone. Power to drive the unit is supplied by standard industrial batteries providing a minimum of eight hours of operation. The

batteries are recharged by connecting a power cord in the unit (above, right of unit) to a 15-amp, 115-volt outlet. In the mailroom, *Mailmobile* can be manually maneuvered (right) and returned to its guidepath by means of a retractable handle. ■ Lear Siegler, Inc./Automated Systems, Zeeland, Mich.

Circle 302 on inquiry card





**KALCOLOR®
ALUMINUM**

Superdome's Super Star

On display 365 days a year—the largest unbroken expanse of *Kalcolor* aluminum ever applied. The effect is magnificent.

Fifteen thousand lightfast, integral-color anodized panels reflect light from fifteen thousand angles. As light shifts, as light intensity changes, as shadows are reflected, the response varies from panel to panel. The overall appearance of this spectacular undulating surface changes in character—sometimes brilliant, sometimes seemingly iridescent, sometimes almost translucent, always beautiful.

You can accomplish similar effects to your own scale. Specify *Kalcolor* aluminum for new construction or remodeling. Windows, doors, fascia, curtain

walls... any application that calls for corrosion-resistant, abrasion-resistant, lightweight, hardcoat anodized sheet, extruded or cast aluminum components. No dyes are used to achieve any of the nine super-stable colors.

For technical literature on KALCOLOR, write: KAISER ALUMINUM, Room 776-KB, Dept. A, 300 Lakeside Drive, Oakland, CA 94643, or see our catalog in Sweet's Architectural File, 5.1/Ka.

**KAISER
ALUMINUM**

KALCOLOR®**TRADEMARK LICENSEES**

Kalcolor Aluminum is available only from these licensed architectural aluminum fabricators and finishers.

ARKANSAS

Howmet Aluminum Corp.,
Southern Extrusions Div., Magnolia 71753

CALIFORNIA

The Aluminum Processing Co., Inc.,
Burbank 91502
Alumtreat, Inc., Monterey Park 91754
Heath Tecna Corp.,
Heathtec Finishes, Hayward 94545
Metalco, Inc., Emeryville 94608
Northrop Architectural Systems,
City of Industry 91748
Quality Metal Finishing Co., Lynwood 90262
Revere Extruders, Inc., Pomona 91766

CONNECTICUT

The H. A. Leed Co., Hamden 06503

FLORIDA

The Anaconda Company, Opa-Locka 33054

GEORGIA

The Anaconda Company, Atlanta 30301
Southern Aluminum Finishing Co., Inc.,
Atlanta 30318
The William L. Bonnell Co., Inc., Newnan 30263

INDIANA

Aluminum Finishing Corp. of Indiana,
Indianapolis 46202
Extruded Alloys Corp., Bedford 47421
PPG Industries, Inc., Kokomo 46901

MICHIGAN

North American Aluminum Corp., Kalamazoo 49004

MINNESOTA

AaCron Incorporated, Minneapolis 55427

MISSOURI

Metals Protection Plating, Inc., Kansas City 64127

NEW JERSEY

Rebco, Inc., West, Paterson 07425

NEW YORK

Keystone Corporation, Buffalo 14213

OREGON

Anodizing Inc., Portland 97211

TENNESSEE

The William L. Bonnell Co., Inc., Carthage 37030

TEXAS

Atlas Architectural Metals, Inc., Dallas 75227
Howmet Aluminum Corp.,
Texas Extrusions Div., Terrell 75160

VIRGINIA

Hanks & Johann, Inc., Richmond 23221

WASHINGTON

Heath Tecna Corp.
Fentron Industries, Inc., Seattle 98107


WISCONSIN

Gordon Aluminum Industries, Inc., Schofield 54476

CANADA

Alumanode Anodizing, Div. of Aluminor Mfg. Ltd.,
Toronto, Ont. M9W 2Z5
Irdalex Ltd., Weston, Ont. M9M 2L6
Canadian Pittsburgh Industries, a Div. of PPG
Industries, Canada Ltd., Toronto, Ont. M4V 1M8

**KAISER
ALUMINUM**

**ARCHITECTS**

Curtis & Davis, New Orleans, LA

EXTERIOR

Anodizing: Aluminum Finishing Corp. of Indiana,
Indianapolis, IN
Wall System: H. H. Robertson Co., Connersville, IN

GRAPHICS

Anodizing: Aluminum Finishing Corp. of Indiana,
Indianapolis, IN
Fabrication: J-C Products Corp., Indianapolis, IN
Installation: PPG Industries, Kokomo, IN

For more information, circle item numbers on
Reader Service Inquiry Card, pages 157-158.

CONSTRUCTION COSTS / Escalated costs for every building trade, material, testing service, supply item, etc., for all states and Canada are given in the 1976 edition of "Construction Cost Guide." These projected costs are presented along with detailed procedures and data for design professionals and contractors, public officials, etc. Supplementary "Bidding Notes" explain some causes of bid variations, bond requirements, consulting fees, etc.; a "Local Cost Experience" table gives regional breakdown of cost factors. This publication is available in an 8- by 9-in. ring binder for \$29.95 (\$26.95 as a refill set for 1975 editions), from Research Guide Publications, 139 West Colorado Blvd., Pasadena, Calif. 91105.

AUTOMATED FILING / Small- to medium-sized offices can benefit from the space- and time-saving features of the "Minitrieve Ltd. automated document filing system, according to an illustrated four-page brochure. The 10-ft wide units are 8- to 10-ft high; 6½- to 11-ft deep, and can hold as many as 100 37½-in.-long file containers, any one of which can be retrieved and returned in 17 seconds. ■ Supreme Equipment & Systems Corp., Brooklyn, N.Y.

Circle 400 on inquiry card

COLD-FORMED STEEL / A catalog lists computer programs available to those involved in the design of floor decks, ceiling and wall systems, and other structures using cold formed steel. Subjects covered by the various programs include sectional properties, load table for diaphragm-braced channels and beams, and elastic buckling loads and stiffness analysis of uniformly loaded orthotropic hyperbolic paraboloid shells. ■ American Iron and Steel Institute, Washington, D.C.

Circle 401 on inquiry card

PLYWOOD SIDING / A 12-page color brochure features end-use photos of both "Ruf-Sawn 316" overlaid plywood, and "Ruf-Sawn" redwood plywood. Patterns, grades and sizes are given, along with product descriptions, application instructions and finishing recommendations for both sidings. ■ Simpson Timber Co., Seattle, Wash.

Circle 402 on inquiry card

BUILDING TRIM / Fascia systems, batten fascias, soffits, copings and gravel stops in a choice of 16 colors plus *Duranodic* bronze are detailed in this 1976 full-color catalog. Featured are two new products: "Snap-lock" coping and "Snap-on" gravel stops, said to be water-tight and easy to install. The catalog includes installation photos, details and color chips. ■ Construction Specialties, Inc., Cranford, N.J.

Circle 403 on inquiry card

STEEL WINDOWS / A detailed booklet gives recommended specifications for many types of steel windows, including architectural and commercial projected, guard and security windows, and fire-rated window requirements. ■ Steel Window Institute, Cleveland, Ohio.

Circle 404 on inquiry card

ROOFING SYSTEMS / "Build a Better Roof" is a 24-page brochure explaining the cost-cutting benefits of plywood roofing systems. Various grades of plywood are reviewed, and such new roofing techniques as built-in-place plywood roofs, long-span systems, preframed panelized roofs and plywood for bonded roofs are discussed. Engineering tables are included. ■ American Plywood Assn., Tacoma, Wash.

Circle 405 on inquiry card

VAULT CONSTRUCTION / A 12-page brochure on "Grid-Crete" includes a photo sequence showing how the bank vault construction is installed. Technical information covers the current 5R, 6R and 9R insurance ratings, load tables, and line drawings showing exactly where the "Grid-Crete" sheets should be placed in a wall, roof or floor. ■ Wheeling-Pittsburgh Steel Corp., Pittsburgh, Pa.

Circle 406 on inquiry card

CONCRETE IMPRINTING / Fifteen concrete patterns in a choice of 20 colors are possible using the "Bomanite" process. A new four-page brochure includes color photos of actual applications on malls, driveways, embankments, etc., as well as step-by-step installation information. ■ Bomanite Corp., Palo Alto, Calif.

Circle 407 on inquiry card

MORTAR / "Everbond" is a resinous spall-resistant emulsion designed to permanently bond concrete, masonry and tile, and to patch and to resurface precast architectural panels, concrete floors, etc. A data sheet gives performance properties, application specifications, benefits and limitations. ■ L & M Construction Chemicals Inc., Omaha, Neb.

Circle 408 on inquiry card

INSULATING CONCRETE / Information on the use of perlite insulating concrete for floor fills and heated and unheated slabs-on-grade is included in an eight-page bulletin. Thermal insulation qualities, sound transmission data, and fire ratings are given, along with mix proportions and physical properties. ■ Perlite Institute, Inc., New York City.

Circle 409 on inquiry card

BUILDING STONE / Professionals may obtain copies of the 1976-77 "Stone Catalog," containing indices of quarriers and trade names, a glossary of terms, and a separate full-color section on granite, limestone, marble, bluestone, greenstone, obsidian, quartzite, slate, sandstone and speciality stone. ■ Building Stone Institute, New York City.

Circle 410 on inquiry card

GROUT / "Non-Shrink" is a non-metallic grout which is said to expand uniformly and to maintain stability even under wet conditions. A four-page brochure details such uses as structural steel erection, machinery installation and precast, prestressed concrete applications. Tables showing compressive strength, setting times and expansion data are included. ■ Set Products, Inc., Macedonia, Ohio.

Circle 411 on inquiry card

CELLULOSIC INSULATION / Both the professional and the homeowner may benefit from the installation advice in this new brochure: "Standard Recommended Practice for the Application of Cellulosic Loose Fill Insulation." How-to-do-it drawings—as well as necessary precautions—are given for the insulation of attics, sidewall cavities and floor voids of single- and multi-family dwellings. ■ National Cellulose Insulation Mfrs. Assn., Chicago, Ill.

Circle 412 on inquiry card

ENAMEL COATING / New *Acripoxy* high-performance architectural coating is described in this color folder. A two-part, water-base, low-odor enamel, *Acripoxy* dries to a hard, shiny finish, and meets environmental and USDA regulations. Specifications on surface and coating requirements, and fire ratings, are given. ■ The Sherwin-Williams Co., Cleveland, Ohio.

Circle 413 on inquiry card

Two good names...

Acrylite[®]
ACRYLIC SHEET
MOLDING COMPOUNDS

and

XT[®] polymer

and now another

CYRO
INDUSTRIES

A new company, a new name, a new world of exciting possibilities in transparent plastics. A partnership of the experience and know-how of American Cyanamid and Rohm GmbH. Integrating the highest standards of quality of the United States and Europe. Bringing you Acrylite[®] acrylic sheet and molding compounds—and XT[®] polymer—as you know them... American technology and invention... expertise in production, marketing, and distribution. The quality and service you've learned to rely on from Cyanamid. And more—much more. The Continental leadership, research tradition and creative design which are

the hallmark of Rohm GmbH. A combined commitment to innovation in transparent plastics, seeking out the most demanding applications for high performance plastic products. Synergizing to create broad new spectrums of properties... new solutions for unfulfilled needs. New conceptions... enabling new departures for industry, new lifestyles for individuals. Let CY/RO help you design the future. CY/RO Industries, Wayne, New Jersey 07470


CY/RO is the news in transparent plastics.

CYRO
INDUSTRIES

A Partnership of Cyanamid Plastics, Inc. and Rohacryl, Inc.

For more data, circle 59 on inquiry card

Take it from Dave Lennox . . .
**THIS NIFTY WEATHER
MACHINE IS YOUR
ANSWER TO**



ASHRAE 90-75 ENERGY GUIDELINES.

The new Lennox DSS1 system lets you design your own single zone HVAC package to surpass ASHRAE 90-75 energy guidelines. The DSS1 offers extraordinary flexibility . . . efficient operation and service . . . exceptional energy savings . . . and consequent cost savings.

Here are a few of the many DSS1 options that give you the right size, right energy, right cost for your application:

- 26 to 45 tons cooling; up to 950,000 Btuh heating.
- Two-speed, first stage compressor saves energy.
- Heat recovery package (allows recovery of heat from refrigeration in supermarkets and restaurants; controls humidity without losing heat).
- Power Saver™ package (allows use of outdoor air for cooling).
- Power Saver II™ (allows recovery of heat from lighting).
- Latent Load Discriminator™ (increases partial-load EER up to 30%).
- Heat pump options available soon.
- Solid state, energy-saving control system.

Get the facts.

For complete information, see your Lennox Territory Manager. Or write: Lennox Industries Inc., 672 South 12th Avenue, Marshalltown, Iowa 50158.

LENNOX

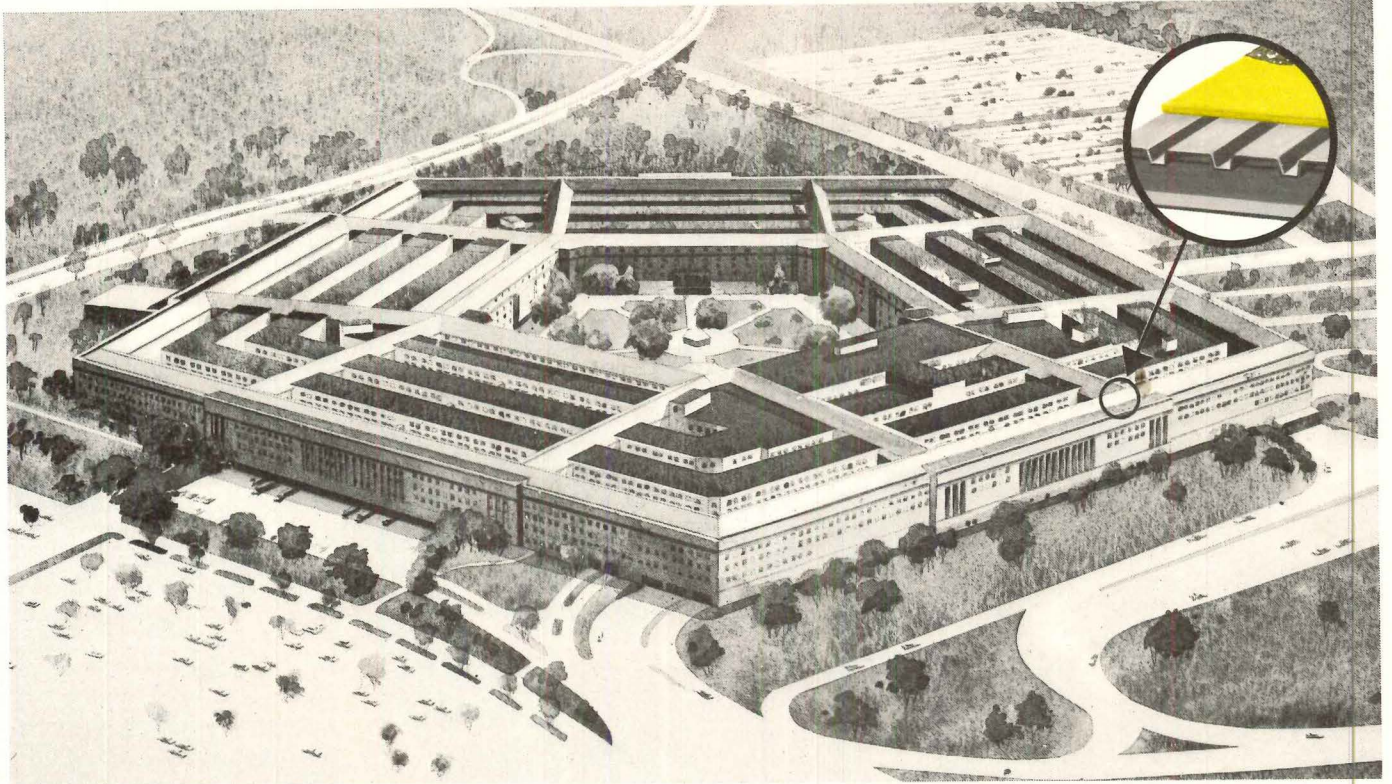
AIR CONDITIONING • HEATING

"Attaboy,
Dave!"

Nifty problem-solving ideas from Lennox.


For more data, circle 60 on inquiry card

Insulation is



Projected cost to heat and cool the Pentagon for the next 20 years, if it were built today using only 15/16-inch Fiberglas roof insulation:

\$2,541,454



Owens-Corning Fiberglas roof insulation—the only glass fiber roof insulation on the market. Dimensionally stable. Retains thermal value. Easier to apply than organic/mineral boards. For over 30 years, the *best* base for built-up roof decks.

The Pentagon—world's largest office building.

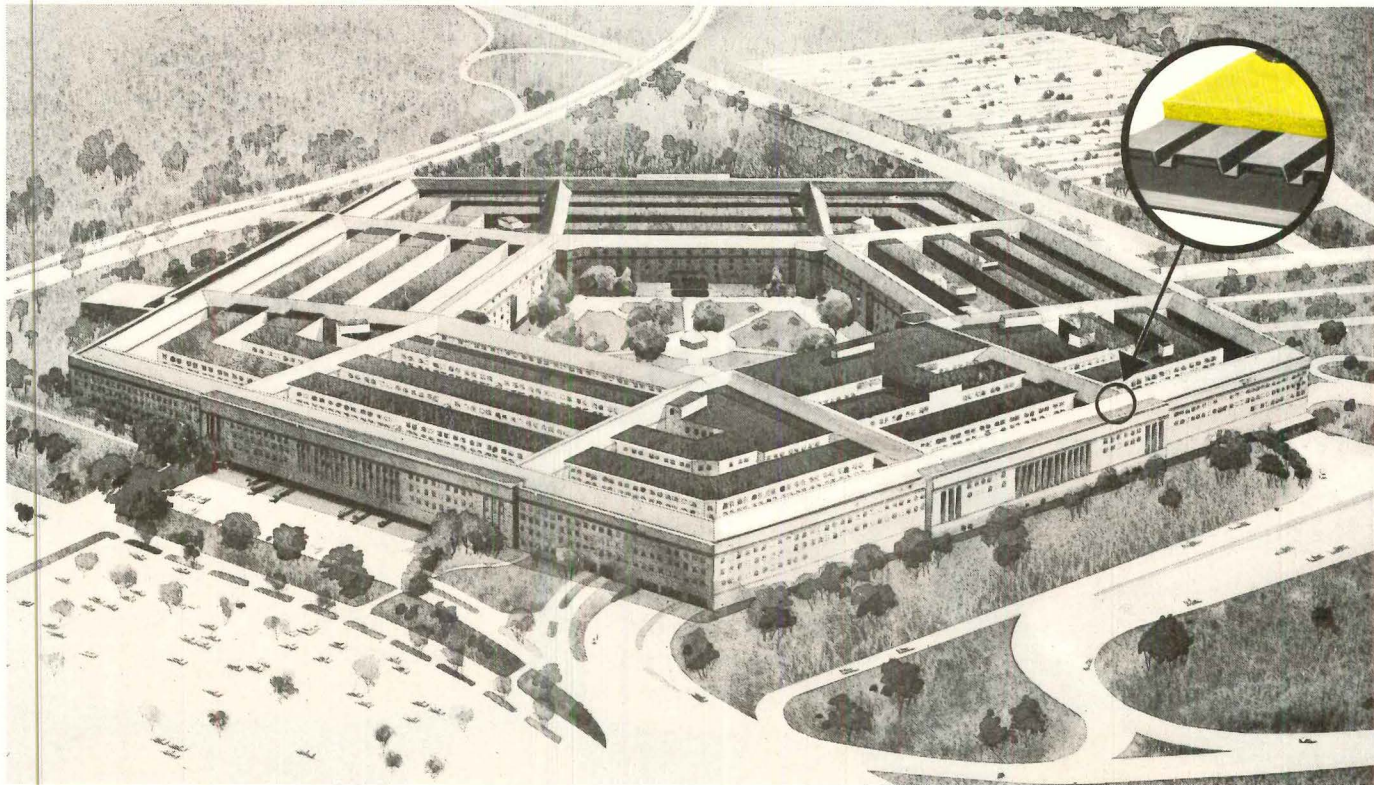
If it were being designed by *today's* architects for *today's* soaring heating and cooling costs, we trust it would have the specifications of the version on the right.

This version has a full 2¼-inch layer of roof insulation, instead of the thinner layer that has been usual for offices, schools, stores and other commercial buildings for the past 20 or 30 years.

Using thicker 2¼-inch Fiberglas*

*T.M. Reg. O.-C.F.

cheaper than oil



Projected cost to heat and cool the Pentagon for the next 20 years, if it were built today using thicker 2¼-inch Fiberglas roof insulation (after allowing for the cost of thicker insulation!):

\$1,207,500

roof insulation saves money two different ways:

A saving of \$1,333,954

1. It saves on energy costs. Estimated savings per year, based on gas heat and electric cooling in the Washington area, with a projected increase in energy costs at 7% per year and estimated future savings discounted at 10% per year: \$66,697 — or \$1,333,954 every 20 years.

2. It saves on construction costs. The estimated first cost of this en-

ergy-tight Pentagon would be *lower* than if the less efficient version were built! Reason: the improved thermal performance of the roof would permit use of smaller-capacity, *less costly* heating and cooling equipment. Amazingly, the estimated savings would be large enough to cover the added cost of the thicker roof insulation *twice* over.

Important: Thicker Fiberglas roof insulation also makes sense when it's time to re-roof *existing* buildings. It should pay for itself in a few

years, then go on saving thousands in fuel bills for years to come.

Ask our "talking" computer

Our EMS II (Energy Management System) computer can give you savings figures on your next roofing job — by phone! You'll get projected energy *and* equipment savings, plus *payback* period. (Actual savings may vary.) For details, call your local O.-C.F. rep. or write: I.C. Meeks, Owens-Corning Fiberglas Corp., Fiberglas Tower, Toledo, Ohio 43659.

Owens-Corning is Fiberglas

OWENS/CORNING
FIBERGLAS
TRADEMARK ©

For more data, circle 61 on inquiry card

We tend to put off the subject of signage until too late in the project. Then the integrity of our design suffers for it.

We've designed some signage ourselves. Worked with local sign fabricators—but there was no single responsibility for materials control and other problems. What we need is a dependable specialist we can turn to.

My problem is that I want to use signs in a new way—build them in, or use acrylic instead of something else. But there's no one around to point out the problems I'm going to run into with hundreds of pieces of signage.

You have to leave the building with an operable signage system or you're going to end up with the paper signs.

I would need someone responsible—to design, manufacture, install the signs. You know, sole responsibility.

If there was an outfit that would take single responsibility from start to finish and coordinate with our design people, it could eliminate a lot of problems.

We have to exercise interior control over what goes up. I feel more secure in presenting a signage system as part of our drawings.

Architects discuss responsibility (or the lack of it) for signage systems.

Matthews takes total responsibility for signage systems, from design through installation.

Our Architectural Division specializes solely in total signage systems. We coordinate with the architect on design, development, fabrication and installation of every system. We integrate the signage with the building's esthetics. We design each system to be flexible and adaptable to spatial changes. We fabricate and install every component, interior

and exterior. And we assume full responsibility for the total project, start to finish.

When you think of signage as a subsystem, think of Matthews—for total identification systems that keep people moving. Write for full information to: Jas. H. Matthews & Co., 1315 West Liberty Avenue, Pittsburgh, PA 15226.

JHM MATTHEWS
Architectural Division

For more data, circle 62 on inquiry card

Building: First International Building, Dallas, Texas, completed and occupied late 1974. Architects: Helmut-Obata & Kassabaum, Inc., Harwood K. Smith & Partners, Inc., Dallas; Consulting Engineers: Ellisor & Tanner, Dallas; General Contractor: Henry C. Beck Co., Dallas; Fireproofing Contractor: Carpenter Plastering Co., Dallas.




Why Zonolite[®] Monokote[®] fireproofing is as basic as the steel it protects.

The optimum fire protection system still remains the subject of much research and debate. But one fact is recognized: no matter what combination of sprinklers, smoke detectors and other devices are used, there should be no trade-off in basic structural protection. Zonolite[®] Monokote[®] fireproofing provides the basic protection needed to maintain the structural integrity of your building.


- Monokote protects steel columns, beams and decks, which can buckle and fail at 1100° F, and minimizes the chance of costly structural steel repairs.
- Monokote helps contain fire by minimizing the passage of heat through steel decks and concrete floors.
- Monokote becomes an integral part of your structure, sheathing supporting members with a permanent, durable, protective, monolithic surface.
- Monokote is quickly and safely spray applied to desired thicknesses for up to four hours of protection.

Monokote is a proven product, backed by the long and extensive fireproofing experience of W. R. Grace & Co. For complete information on fireproofing that is as basic as the steel it protects, contact your local Zonolite Monokote representative or write Construction Products Division, W.R. Grace & Co., 62 Whittemore Avenue, Cambridge, Massachusetts 02140. In Canada, 66 Hymus Road, Scarborough, Ontario M1L 2C8.

GRACE



Coming in
mid-October



PRODUCT REPORTS

Architectural Record's *Product Reports* issue is devoted in its entirety to a comprehensive view of the year's most significant developments in building products. It represents an outstanding advertising value for manufacturers of building products because it offers . . .

- The largest paid architect and engineer subscriber audience ever made available to advertisers—some 45,000 architects and engineers.
 - A unique editorial atmosphere. *Product Reports* is the only publication where architects and engineers can obtain, all in one place, a comprehensive view of the year's most significant developments in building products. With this issue in their hands they are totally receptive to learning more about products.
 - Hard, repeated use. *Product Reports* is the most useful collection of new and improved products ever assembled in one convenient issue for the men who design, specify and buy.
 - Close adherence to the 16-Division Uniform Construction Index—making feasible quick and easy review of the latest available products during the design and specification process.
 - Full page advertisers may select division in which their advertisements will appear. Special positions are available too.
 - *Product Reports* is the principal product update for Architectural Record's subscribers in the U.S. and Canada—those architects and engineers verified by Dodge Reports to be designing over 90 per cent of all architect-planned building in the U.S.
 - Reduced charge for four-color advertising because four-color is used throughout the editorial as well as advertising pages.
- Product Reports* is where architects and engineers go for product ideas. What better time to reach them than when they are thinking product!

Closing date for advertising: September 15.




Nearly two decades have passed since the late Frank Lloyd Wright's comment on Follansbee Terne was first published. No comparable product has ever received such an endorsement from such a source, and we reprint his statement here in the belief that time has not lessened its fundamental impact or its relevance to contemporary design.

FOLLANSBEE

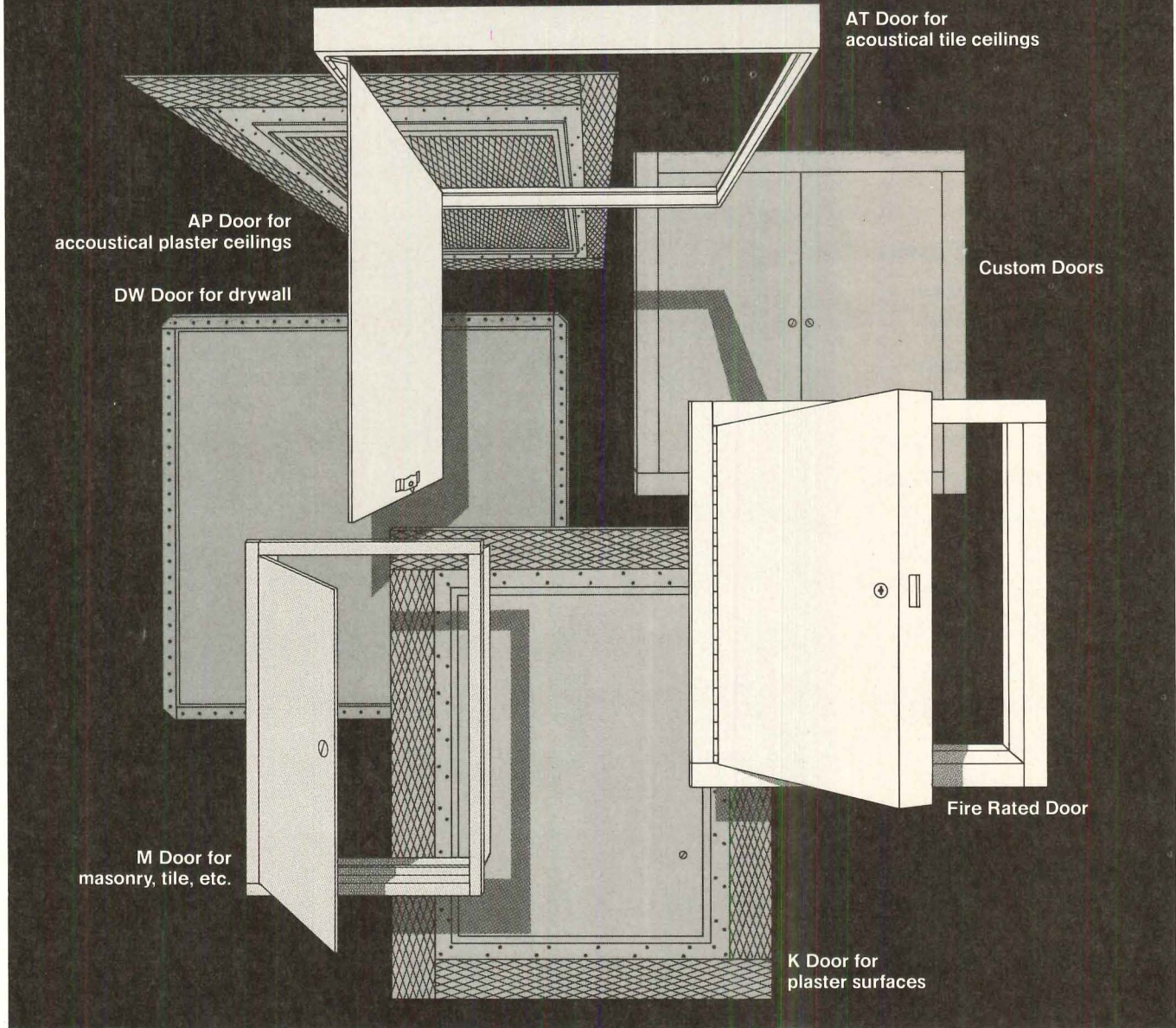
FOLLANSBEE STEEL CORPORATION
FOLLANSBEE, WEST VIRGINIA

For more data, circle 64 on inquiry card

Imaginative new conceptions in architecture can frequently trace their origin to a basically simple idea. One of the oldest types of roofing, terne metal, thus lends itself to many dramatic new applications in the contemporary idiom. Because of its inherent adaptability in both form and color, Follansbee Terne permits the visible roof area to become a significant part of structural design. Thus by re-discovering and re-interpreting a time-tested material, we make out of the very old the very new. I have furthermore found terne superior to other roofing metals in economy, color-adherence, heat-reflection, permanence, workability, and low coefficient of expansion.

A handwritten signature in white ink on a dark background. The signature is written in a cursive style and appears to read "F. L. Wright".

INRYCO/MILCOR® STEEL ACCESS DOORS



58 varieties stocked to meet most needs... special sizes and modifications made to order

Inryco/Milcor Steel Access Doors for walls and ceilings provide service openings in any type of surface without encroaching upon design. They are carefully made, rigidly constructed, durable and dependable.

Our offering includes: fire rated doors, in sizes up to 48" x 48", to help you meet code requirements... ceiling doors which, when covered with acoustical tile or plaster, contribute to sound control... flush panel doors, in styles for plaster, drywall and masonry, which can be finished to blend inconspicuously with the surrounding surface.

There are 58 standard units to choose from—most of them readily available at one of our nationwide stocking locations near you. And each year we produce thousands

of doors in non-standard sizes and modified designs to satisfy special needs.


For complete information, see Sweet's, section 8.12/Inr. Or write for catalog 33-1 to: Milcor Division; INRYCO, Inc.; Dept. H, 4033 West Burnham Street; Box 393; Milwaukee, Wisconsin 53201.



Inryco
an Inland Steel company

General Offices: Melrose Park, Illinois
Formerly INLAND-RYERSON CONSTRUCTION PRODUCTS CO.

For more data, circle 65 on inquiry card



Bank after bank after bank counts on proven carpet by Bigelow.

If you're doing a bank job, you can create your own specifications for the carpet you want. And we can make it for you.

However, Bigelow has another practical suggestion: specify carpeting that has already proven it can take the hard use (not to mention abuse) bank customers deal out. Carpet that has repeatedly demonstrated it can take a beating year after year after year.

Bigelow has that kind of proven in actual bank use carpeting ready for you in a wide selection of carpet styles and patterns. Carpet that is the result of research and development combined with the realistic experience gained in hundreds of bank installations.

And Bigelow will do more than just sell you proven carpet. We'll give you expert counselling in installation and the best advice available on maintenance. It's a total package designed to assure you that you can specify Bigelow with total confidence.



Bigelow-Sanford, Inc., Dept. A.
P.O. Box 3089, Greenville, SC 29602

I'd like to hear the proof on Bigelow's proven carpets for banks.

NAME _____ Print Clearly

TITLE _____

ADDRESS _____

CITY _____

STATE _____ ZIP _____

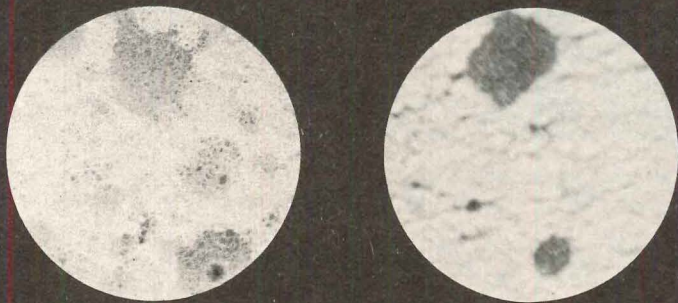
Bigelow®

RUGS & CARPETS SINCE 1825
A SPERRY AND HUTCHINSON COMPANY

AMERICA'S MOST EXPERIENCED CARPET MAKER

For more data, circle 66 on inquiry card

Concrete is dense, right? Wrong...



One of these pictures is of concrete, the other of ocean sponge. They look a lot alike, and have a lot in common. They both soak up moisture like a, well, like a sponge.

Look at both pictures closely. If you can tell the difference, we'll send you a genuine Florida sponge. If you can't tell the difference, write us and we'll tell you which is which, and also tell you some exciting things about **VIP•TER POLYMER COATINGS**.

Things that can save you time and money when choosing waterproof coatings and sealants for your next project.

At VIP we know a lot about concrete and we know what it takes to protect and beautify it efficiently and economically.

So we'd like to sell you a better job. One that will last longer, look prettier, and save you time and money. Before you make a decision on your next exterior coating job, call Ivan Morales, Jr. for detailed specs and analysis.



A division of Warth Paint Company
7245 N.W. 43rd St. • Miami, Fla. 33166
Phone: (305) 592-6045

For more data, circle 67 on inquiry card

SIDE SLIDING STORE FRONT SECURITY

grilles & closures



Unique side-sliding design means more freedom in architectural treatment.

Dynaflair grilles and closures are free forming and bend around curves. Eliminates floor track without sacrificing security; cuts costs in renovations. No motors or controls—can be closed and opened by the touch of a finger. Grilles offer excellent visibility and unobstructed air flow; Closures provide maximum security with clear see-through Lexan panels fitted into the tubular extruded aluminum hinge members.

Available in a wide range of colors and patterns; Dynaflair grilles and closures have been used by most major developers and mall operators; more than 2,000 installations in the U.S. alone.

Call collect or write for complete catalog and nearest representative.


DYNAFLAIR CORPORATION

555 Broad Hollow Road, Melville, N.Y. 11746 (516) 420-9898



For more data, circle 68 on inquiry card

High and Dry



After four years of tough Houston weather, not one single leak has ever appeared in any of One Shell Plaza's 4700 windows. The reason: F. H. Maloney's patented STA-WIND double glazed system, designed to resist everything wind and weather can do outside—and maximize energy efficiency inside.



STA-WIND* provides extra wind support for high wind loading. It's one of many F. H. Maloney glazing systems for all types of construction.

*U.S. Pat. #3,580,276



F. H. Maloney Company, Inc.

Construction Products Department • 2301 Texas Avenue
P. O. Box 287 • Houston, Texas 77001 • (713) 223-3161
8.27/Ma

For more data, circle 69 on inquiry card

Plaster in a roll™ the no problem heavy duty wallcover that covers problem walls ...including concrete block!

Plaster in a Roll™ goes up like wall paper over every conceivable surface including *poured masonry, concrete block, plaster, gypsum board, expanded foam, metal, glass, wood and plastic.*

Easily installed by any wall covering applicator, this unique *gypsum impregnated jute* product bridges small voids, hides blemishes and bumps. An optional *anti-graffiti* protective coating provides a tough, clear, low-gloss finish, highly resistant to most common stains.

If you're involved in renovation or construction in *hospitals, hotels, motels, schools, apartments, public buildings* or any *high traffic area*...if you're looking for *lead paint hazard elimination* or want a one-step process that takes you from a problem to a finished wall...take a look at *Flexi-Wall* covering systems.

We're a one-step time and money saver which can turn your problem walls into a decorator's dream. Specify Flexi-Wall Plaster in a Roll™ wherever you would use Type III heavy duty vinyl wall-covering.

**Call
(803) 855-0500**

For complete architectural data and swatch book, write Flexi-Wall Systems, P.O. Box 477, Liberty, South Carolina 29657.

(Sweet's Architectural and Interior Design Files #9.13/Fl., Spec/Data File, Section 9/Wall Coverings. Means Building Construction Cost Data/Wall Covering Gypsum.)

 **FLEXI-WALL**®
Plaster in a Roll™



**If you're concerned
with designing fire-
resistive precast buildings,
a new fire-resistive
joint sealing system from
Tremco can help.**

Although precast concrete panels themselves are fire-resistant, you know that the openings between them can be a hazard if fire breaks out in a building.

But if joints are properly designed and sealed, they can resist the passage of flames, heat and hot gases.

In the search for fire-resistive joints, Tremco participated in a series of fire tests in conjunction with the Prestressed Concrete Institute. (See note.)

The result: an exclusive joint sealing system for precast concrete panels that is fire-resistive as well as weatherproof. A system that can achieve required fire endurances of two to four hours at the joint.

To start off: the right materials.

It became clear during the testing that fire endurance is influenced by the type of joint, joint width, panel thickness and the joint sealing system.

Of all the materials tested, the best results were provided by DYmeric® sealant and Cerablanket®-FS. DYmeric is a two-part, high-performance

®Trademark of Johns-Manville.

sealant that Tremco formulated especially for precast construction. Cerablanket-FS is a pure ceramic fiber blanket made from alumina-silica fibers. It's manufactured exclusively for Tremco by Johns-Manville.

Under test conditions the Tremco Fire-Resistive Joint Sealing System prevented passage of flame or hot gases and stopped transmission of heat beyond the temperature limits in ASTM E-119.

Requirements for 2-hour fire endurance on 3 types of joints.

A one-stage butt joint requires a 5-inch thick panel, 1-inch DYmeric sealed joint and a 3-inch depth of Cerablanket-FS. (Figure 1)

A two-stage shiplap joint requires a 5-inch thick panel, ½-inch DYmeric sealed joint and 1½-inch depth of Cerablanket-FS. (Figure 2)

A two-stage joint with air chamber requires a 5-inch thick panel, ½-inch DYmeric sealed joint and 1¼-inch depth of Cerablanket-FS. (Figure 3)

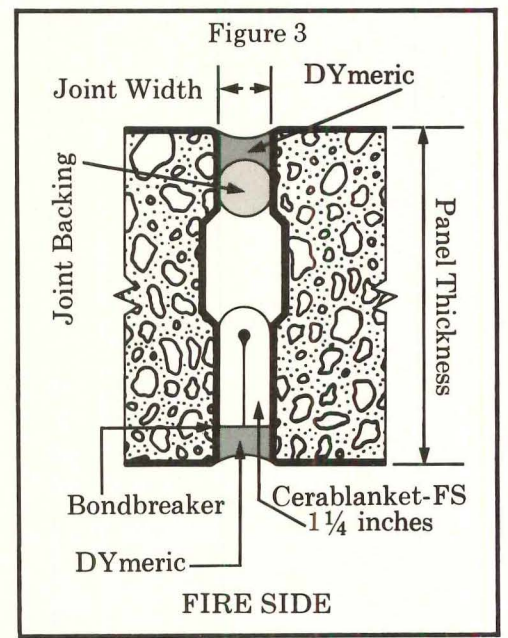
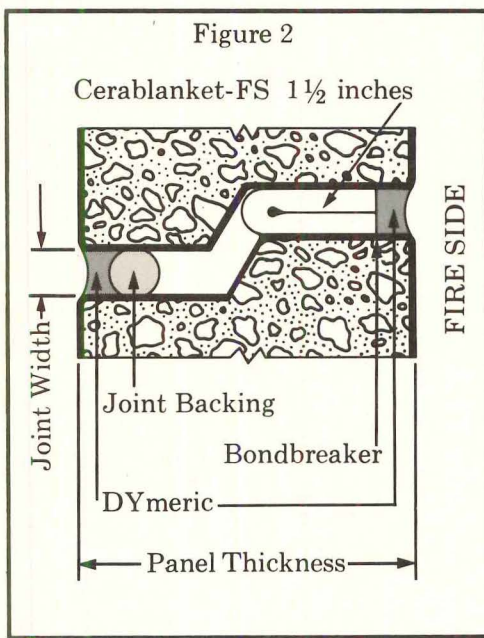
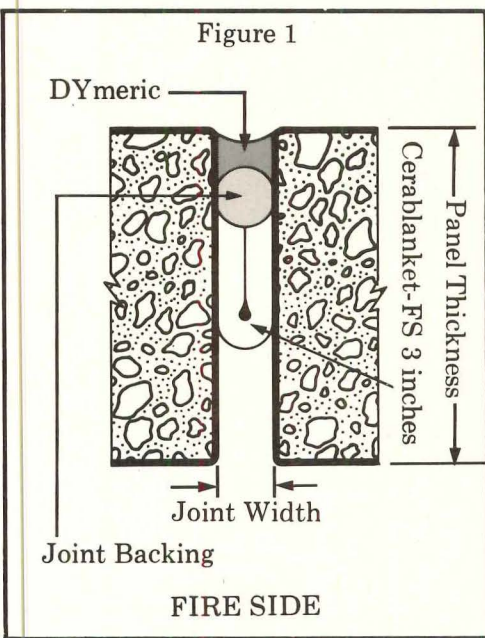
More help from Tremco.

When you use the Tremco Fire-Resistive Joint Sealing System, you also get the weatherproofing advantages of DYmeric. It can take extra stress and movement common to precast cladding. Can seal joints up to two inches wide without sagging. And it doesn't require a primer.

What's more, Tremco can help you with other sealing and weatherproofing problems. With some 15 basic job-proven sealants, including MONO® and Lasto-Meric®; our unique TREMproof® waterproofing systems, and the TREMLine® roof edging system, your Tremco man can recommend the systems that are exactly right for your job.

See him soon for details on any of them including the Tremco Fire-Resistive Joint Sealing System. Or contact Tremco, Cleveland, Ohio 44104. Toronto, Ontario M4H 1G7.


Note: The details of these tests are reported in a paper co-authored by Engineer Armand H. Gustaffero, of The Consulting Engineers Group, Inc., Glenview, Illinois, and Manager, Melvin S. Abrams, Fire Research Section, Portland Cement Association, Skokie, Illinois. The paper is entitled, "Fire Tests of Joints Between Precast Concrete Wall Panels." It was published in PCI Journal September-October 1975 issue and reprinted as Portland Cement Association Research and Development Bulletin RD039.01B.



Drawings not to scale.

TREMCO®

For more data, circle 71 on inquiry card



Send today! Request this comprehensive Working Data Catalog on Walk-In Coolers, Freezers and Refrigerated Buildings

Bally belongs in your reference library

You get engineering information that is easy to read. Easy to understand. More than 400 photos, drawings and charts are included in the Bally WORKING DATA CATALOG. WRITE FOR FREE COPY.

FOR IMMEDIATE REFERENCE, SEE SWEET'S CATALOG 11.24Ba.



Bally Case & Cooler, Inc., Bally, Pa. 19503
Phone (215) 845-2311
ADDRESS ALL CORRESPONDENCE TO DEPT. AR-8

For more data, circle 72 on inquiry card

FOR VIRTUALLY INVISIBLE SLOTTED STANDARD INSTALLATION SPECIFY

YOCA™

STUD WALL SYSTEM

Patent No. 3562970
Manufactured only by

Crown Metal

The slotted standard is practically invisible and takes brackets, for shelves, cornices, hang rail and other devices, all of which are available in our complete line of shelving.

Combining slotted standard and metal stud in ONE sturdy unit used in conjunction with standard metal studs for installing dry wall. YOCA™ studs offer the perfect solution for in-store merchandise display or off-the-floor storage for commerce, industry, institution or school.

Standard USG metal stud at necessary spacing.

3 5/8"


For complete specifications, please write, and we'll send you our complete catalog of other display hardware too.

Crown Metal MANUFACTURING CO
312/873-3833 Dept. AR 75
5925 South Lowe Avenue, Chicago, Illinois 60621

For more data, circle 74 on inquiry card

The cost of security is getting to be a crime

If the growing cost of security equipment seems like highway robbery — let Detex help satisfy your specs and your client's budget limits. Here's how:



1. Locksets to lock doors electrically.
2. Exit control locks to secure emergency exits.
3. Alarms that make a fuss about unauthorized door usage.
4. Dentco Access Units using cards, pushbuttons or both.
5. Remote Indicating Panels that monitor up to 50 doors at once.
6. Our new Detex Security Catalog. We've saved you a free copy.

DETEX

4147 Ravenswood Ave., Chicago, Ill. 60613

For more data, circle 73 on inquiry card

EVERYTHING YOU WANT

IN HYDRAULIC ELEVATORS

- Design Freedom
- High Performance
- Rugged Dependability
- Attractive Pricing
- Complete Engineering and Estimating Services
- Factory-Supervised Maintenance

CALL OR WRITE FOR SPECIFICS

ESCO

P. O. BOX 455 • FORT WORTH, TEXAS 76101
817 332-7655

For more data, circle 75 on inquiry card

THE ROOF. PART ONE

CELOTEX ANSWERS ROOFING QUESTIONS ASKED BY ARCHITECTS.

Q. Can I increase roof insulation values for energy conservation purposes without substantially increasing the weight of the roof or the height of parapet walls?

A. Here is a comparison of different types of roof insulation materials showing the thickness required for each to give the same insulating value.

| | |
|------------|-----------|
| fiberglass | 1-5/8 in. |
| perlite | 2-1/2 in. |
| fiberboard | 2-1/2 in. |
| urethane | 1 in. |

In addition, urethane is three to six times lighter in weight than the other materials.

Celotex makes Tempchek® urethane roof insulation. It is recommended for exactly the purpose you are asking about.

Q. I design buildings in various parts of the country in many different climates. My standard design calls for a steel deck with rigid insulation. What roofing system can I specify as a standard that will perform in all weather conditions?

A. There is a system that has been the mainstay of the industry for many years and has successfully waterproofed millions of squares of roofing in every area of the country. It is our Series 300 roofing system. It utilizes a Vaporbar® coated base sheet and three plies of perforated asphalt felt, applied with hot asphalt. Result: a total of four

waterproofing layers of hot asphalt gives the building maximum protection from the elements, while the four plies of felt material give the system maximum strength for resisting external stresses and forces that so often damage roofs. It must be recognized, however, that numerous two-ply coated felt systems have also performed well.

To give you additional reassurance, Celotex offers a Roofing Bond or Inspection and Service Contract on the completed roof when applied according to Celotex published specifications.

Q. I'm located in the upper Midwest. During cold weather there is frost on steel decks. If roof insulation is secured with asphalt, will there be positive adhesion?

A. It is doubtful. However, you can achieve positive adhesion, and a Factory Mutual Class I Rating, by fastening the roof insulation to the deck with the Insulfast Nail/Disc System from Celotex. With Insulfast Nails, your roof insulation can also be installed in a moderate wind.

Q. When are expansion joints required?

A. The responsibility for determining the need for structural expansion joints is that of the architect and/or structural engineer. However, all agree that they are needed if:

1. There is a change in direction of steel framing.
2. Deck material changes, e.g., between steel and concrete sections.
3. There is a difference in elevation of adjoining decks.
4. A single dimension of a building exceeds 200 feet.

Celotex makes a complete line of Expansion Joint Shields for waterproofing the opening created by structural roof expansion joints. For flexibility in design, they are available with copper, stainless steel, aluminum and galvanized metal flanges, and all are available with straight flange, curb flange and curb-to-wall configuration. Connecting tees, corners and crossovers are prefabricated in the same metals and designs, saving on-job labor.

If you have questions about roofing, please send them to us. We want to assist in any way we can, and we think that starting a dialogue with you through this series of ads may prove fruitful for both of us.

Send your inquiries to John Hasselbach, Commercial Roofing Department, The Celotex Corporation, Tampa, Florida 33622.

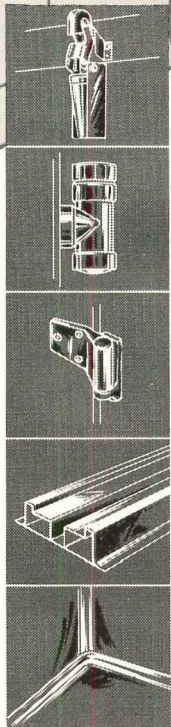
Celotex®
BUILDING PRODUCTS
The Celotex Corporation, Tampa, Florida 33622
a Jim Walter company

For more data, circle 76 on inquiry card

with Vollrath
walk-ins, it's
the little things
that make the
big
difference

From top to bottom, Vollrath builds in the "little extras" — energy-saving features and convenience features. From the spec to the finished project and after, Vollrath's trained specialists can help you with your requirements. We'll follow to assure on-time delivery, and that the cooler or freezer is properly serviced after the sale — in the Vollrath tradition. Add it all up . . . the total is greater than the sum of the parts.

Vollrath SINCE 1874
THE VOLLRATH COMPANY • SHEBOYGAN, WIS.



POSI-SEAL DOOR CLOSURE

HEATED AIR VENT

OPTIONAL SPRING HINGES

TEMP-GUARD VINYL SCREEDS
(FLOORLESS WALK-INS)

FULLY COVERED FLOORS,
CEILINGS AND CORNERS



ALL CONSTRUCTION IN
ACCORDANCE WITH N.S.F.
AND U.L. STANDARDS

For more data, circle 77 on inquiry card

For more data, circle 78 on inquiry card

FOR DESIGN THAT REQUIRES THE BEST IN SWIMMING POOL EQUIPMENT SPECIFY PARAGON.



Our beautiful Deck Equipment makes for a beautiful pool. But that's only part of being the best.

For almost two decades Paragon has led the industry in the design and manufacture of superior deck and underwater equipment. Our special brand of personal concern, engineering and award winning design has been acclaimed by architects, builders, coaches, swimming competitors and knowledgeable pool people everywhere.

To you the creative Architect, our Paraflyte Deck Equipment means total flexibility in design and materials. We offer a variation in grades of materials, superstructures, and price range.

While our catalog shows our many standard designs, we also have complete customizing services to meet your requirements with the highest standards in materials and design.

Our dedicated technical staff speaks your language and knows how to deliver.

We have loads of technical data, and information available at your request. See our catalog in Sweets Architectural File or write for a copy.

Make sure your winning designs are complimented by the best in pool equipment; specify Paragon and we'll do the rest.

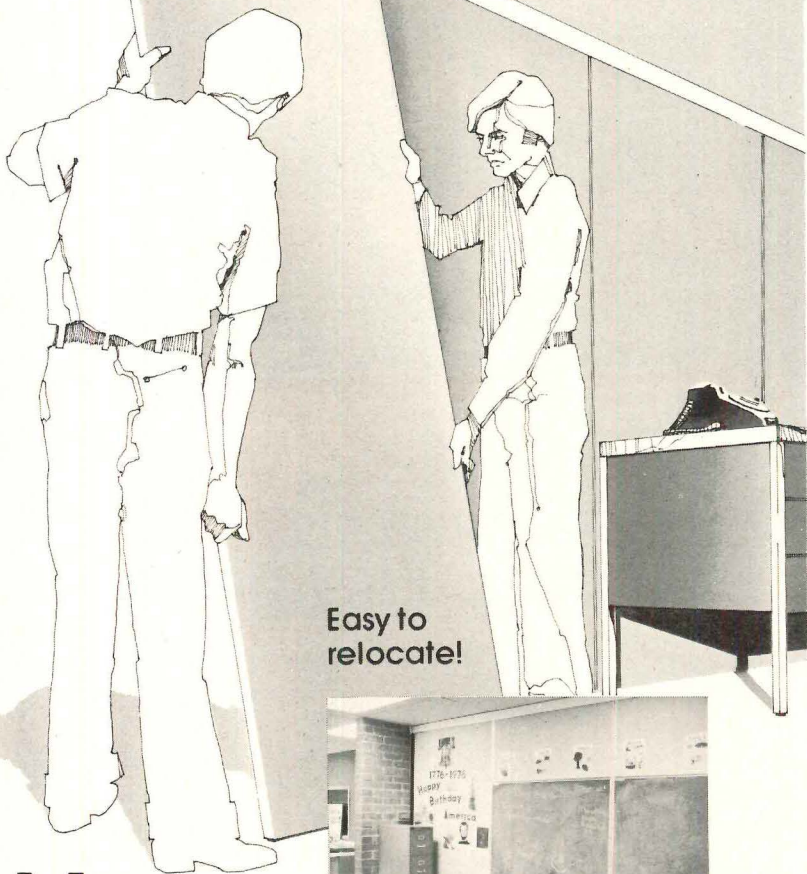
KDI Paragon Inc. The People Who Care
Manufacturers of Quality Swimming Pool Products




KDI Paragon Inc.
12 Paulding Street
Pleasantville, N.Y. 10570
914-769-6221
TWX 710 572 2202

West Coast Rep.
Corrick International
206 Locust St.
Santa Cruz, Ca. 95060
408-426-9010

Easy to install!



Easy to relocate!



Now... Portable partitions from Kwik-Wall at demountable wall prices.

Kwik-Wall Econoline portable partitions are easy to install and relocate—and they are easy on the budget, too! Whether it's new construction or remodeling, they're ideal for schools, churches or offices. Compatible with suspended or rigid ceilings, carpeted or hard surface floors. Panels have many optional features available including pass doors, chalkboards and tackboards. Clip and mail coupon for complete information.

The permanent look in movable walls.



Please send more information about Kwik-Wall Econoline portable partitions.

Kwik-Wall Company


Dept. 61
P.O. Box 3267
Springfield, Illinois 62708

Name _____ Title _____

Firm _____ Address _____

City/State _____ Zip _____

For more data, circle 96 on inquiry card



New health-care equipment catalog shows dimensions in metric as well as in inches

Health Care Equipment Catalog describes and illustrates Jewett's comprehensive line of stainless steel refrigerators and freezers for hospital and lab installation, as well as autopsy and morgue equipment. The line includes free-standing, counter-top, under-counter, and wall-mounted models. The new 8 page brochure includes metric as well as English dimensions and temperature ranges.




JEWETT REFRIGERATOR
2 LETCHWORTH ST.
BUFFALO, N.Y. 14213

For more data, circle 94 on inquiry card

How to pick up the latest information on loadbearing masonry walls.

Just turn to Sweet's Catalog 4.4d/m in the architectural and engineering Sweet's files for the U.S. and Canada. There, for the first time, you will find eight illustrated pages filled with information on brick and concrete masonry units for the increasingly popular, thin-wall engineered loadbearing masonry system. Everything from design details to case histories and cost.

This indispensable booklet, "The New and Modern Capabilities of Engineered Loadbearing Walls" has been published by the INTERNATIONAL MASONRY INSTITUTE with the cooperation of the Brick Institute of America and the National Concrete Masonry Association. Listed on the back page are all the national masonry associations in



North America who can be of further help with information or technical counsel on this economical and revolutionary building system.



You cannot afford to overlook this Sweet's insert. Pick up the latest word on masonry now.


The International Masonry Institute®

(The Mason Contractors & Bricklayers of the U.S. and Canada)
823 Fifteenth Street, N.W., Washington, D.C. 20005 (202) 783-3908

NOTE: If you do not subscribe to Sweet's, contact IMI for your free copy of the brochure and a list of all masonry industry publications & films.

For more data, circle 95 on inquiry card


HORIZONTAL DOORS BY BILCO



Bilco Floor, Pit and Sidewalk Door: Rugged heavy-duty steel construction. Features smooth, easy operation, automatic hold-open device, heavy forged brass hinges. Aluminum models available with stainless steel hardware for corrosive conditions. Eight standard sizes. Special sizes to order.



Bilco Roof Scuttle: For ladder access to the roof. Features floating cover action and positive lock-open with operating handle for safe, easy, one-hand closing. In steel or aluminum construction. Also available in standard sizes for ship stair and normal stair as well as special sizes to order.



Bilco Fire Vent: Features the exclusive Bilco Thermolatch® that provides instantaneous release in emergency, prevents accidental opening. Available for electrical actuation by smoke detector or other emergency device. Eight standard sizes with UL and FM labels. Also available in special sizes.

BILCO BUILDS THEM BEST.

BEST IN DESIGN, BEST IN WORKMANSHIP, BEST IN RELIABILITY

When you specify Bilco, you specify a product designed and built to provide your client with proper operation and long, trouble-free service. Bilco manufactures a full line of horizontal doors, roof scuttles, sidewalk, floor and pit doors, equipment hatches, ceiling access doors, basement doors and automatic fire vents. Each has earned its reputation for performance, reliability and satisfaction. For complete information, sizes and specifications see our catalog in Sweets Architectural and Industrial Construction Files, or write.

Since 1926. Building our reputation for products that satisfy.



The BILCO Company, Dept. AR-86 New Haven, Conn. 06505
Manufactured in Canada by:
RICHARDS-WILCOX of CANADA, LTD., London, Ontario

For more data, circle 79 on inquiry card

Construction Budget Analysis

it provides budgetary building construction costs, within hours.

for only **\$20** per building

By calling **(609) 921-6500**

WOOD & TOWER

The Construction Cost Center

Princeton-Chicago-New York

Our 25th Year of Construction Cost Management and Information Services.

For more data, circle 80 on inquiry card

McKINLEY ENCLOSED WALKWAYS



FIRST NATIONAL BANK, CLINTON, IA

Architect: Expression, Inc.

Contractor: O. Jorgensen & Sons Construction Co., Inc.


Phone collect or write for full information.

o. o. McKINLEY co., inc.

P.O. Box 55265 • Indianapolis, IN 46205
Telephone (317) 546-1573



For more data, circle 82 on inquiry card



At Raynor we give it to you straight !

Raynor doors won't sag . . . and for a very good reason: U-Bar reinforcement.

We engineer and fabricate this special reinforcement in our own plant for all extra-wide doors.

It's this extra concern for quality that's made Raynor a brand you can depend on for residential, commercial and in-

dustrial doors made of wood, aluminum, fiberglass or steel.


Call us for more specifics. 815/288-1431. Or write Raynor Manufacturing Company, Dept. AR, Dixon, IL 61021, for the name of the Raynorfactory-trained distributor/installer near you.



RAYNOR™

Raynor Manufacturing Company, Dixon, Illinois 61021

For more data, circle 81 on inquiry card



NOW YOU SEE IT



NOW YOU DON'T



Tamper-proof hinges that hide


Soss Invisible Hinges can't be seen or tampered with when a door is closed. Hinge bodies are mortised into the door and jamb to discourage any intruder. Specify Soss invisibility for beauty and security. Our new catalog includes application and installation ideas on all 20 models. Look for it in Sweet's, or write to Soss Mfg. Co., Div. of SOS Consolidated Inc., P. O. Box 8200, Detroit, Mich. 48213.



the SOSS
Invisibles

For more data, circle 83 on inquiry card

Now—a Cookbook especially for architects, engineers, contractors,



and all who care about good architecture and good food

6 x 9", 144 pages, Fully Illustrated

Here's a fun-filled idea that's been cooking on the back burner for a long time . . .

The Architectural Cookbook, designed especially for the members of the architectural and building professions. To get it off the stove and onto your table—or desk—we commissioned Arthur Hawkins, well-known authority on fine cuisine and author of over a dozen cookbooks, to combine good fun and good food to bring you nearly 200 recipes as enjoyable for their ingredients as for their names.

Cooking will never be quite the same as you . . .

- prepare hors d'oeuvres like *Chick Peas Marshall*
- serve soups such as *Emery Broth* and *Bauhaus Chowder*
- start your day with *Safdie Boiled Eggs* or *Eggers Benedict*
- treat dinner guests to *Roast Beef au Joist*
- drink a *Pile Driver* and you'll be ready for *Raisin Fees*
- plan a meal around *Franks Lloyd Wright*

Don't be disappointed—We're only printing a limited number of copies, so place your order NOW! The price is so low, you'll probably want to order several for yourself, your friends, your associates and clients. Send your order and payment to Architectural Record Books, 1221 Avenue of the Americas, N.Y., N.Y. 10020. Write for information on quantity purchases or call (212) 997-2114.

Architectural Record Books
1221 Avenue of the Americas
New York, N.Y. 10020

AR-8-76

Please send me _____ copies of *The Architectural Cookbook* @ \$4.95 each.


Name _____

Address _____

City _____ State _____ Zip _____

Payment must accompany your order.

If your client wants more storage space... SPECIFY ROLL-SHELF.



ROLL-SHELF is storage shelving on wheels. Unlike conventional shelving, Roll-Shelf requires less cubic area. Excess aisle space is eliminated, so one aisle does the job of four, five or more. Your client gets up to 80% more storage capacity in the existing space.

Since the shelves are adjustable and sturdy — weight and bulk are no problem. For extra heavy duty storage capability . . . ask about MEG ROLL-SHELF with "Turn—Glide" — a unique control mechanism that lets anyone move tons of storage with finger-tip ease. And with ROLL-SHELF, maintenance costs are reduced for lighting, heating, cleaning, etc.

End panels are available in colors or wood grain plastic laminates and help to beautify interiors. And, ROLL-SHELF is easy to install. Whether you're planning a new installation . . . or the refurbishing of an existing building — if more storage space is what your client wants . . . specify ROLL-SHELF — the high density mobile storage shelving system by MEG.

Today, send for your FREE copy of the ROLL-SHELF specifications catalog. It'll give you all the facts you need. Write:

MEG MERCHANDISING EQUIPMENT GROUP, INC.
100 Bidwell Road, South Windsor, Ct. 06074.

See MEG's catalog in Sweet's Interior Design File. Reference No: 11.10/KI

For more data, circle 84 on inquiry card

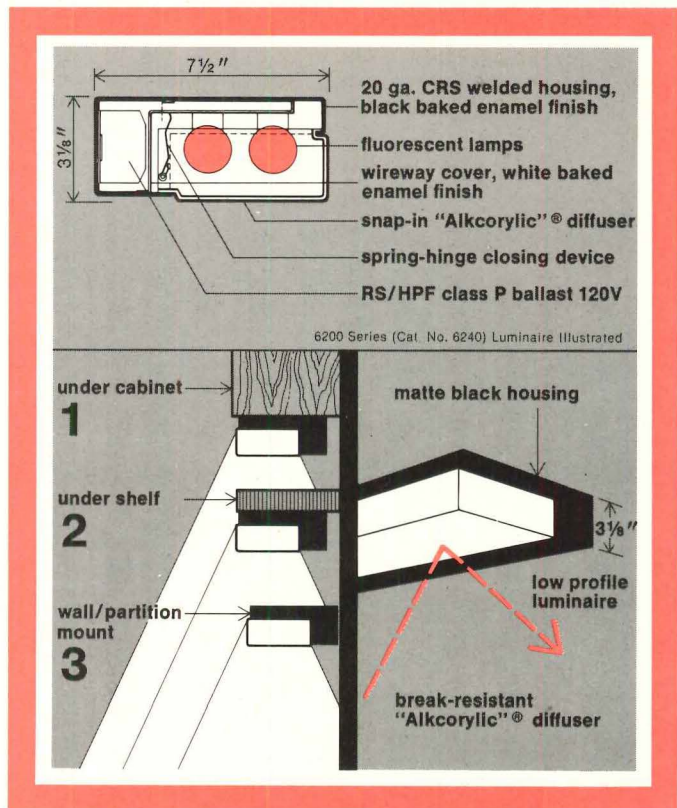
Alkco



designs:

a new group of task lighting units for office landscaping.

Smartly styled "Prestige" series luminaires designed for integration with work stations in open planning. New designs include: one & two lamp units for under cabinets, shelves & partition-mounted applications; companion units: direct-indirect wall-mounted & surface-mounted ceiling luminaires . . . all with special "Alkcorylic"® break-resistant diffusers. Alkco designs . . . with you in mind!




Inquiries for illustrated catalog handled promptly.

Alkco Manufacturing Co., 4224 N. Lincoln Ave., Chicago, IL 60618

For more data, circle 85 on inquiry card



There's only one SHEETROCK®



SHEETROCK gypsum panels, the one brand that comes in so many specialized forms for more efficient and economical installations.

Please note: SHEETROCK is the registered trademark for gypsum panels made only by

UNITED STATES GYPSUM
BUILDING AMERICA

For more data, circle 86 on inquiry card

recycle roof decks!



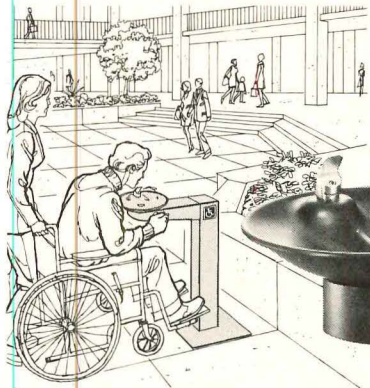
add slope to drains and insulation with one material... **All-weather Crete.**

Get the facts in this free re-roof guide describing how All-weather Crete insulation helps you solve re-roof problems once and for all... and in most cases without a tearoff! Save costs, save energy, save roofs!



SILBRICO CORPORATION
6300 RIVER ROAD • HODGKINS, ILLINOIS 60525
CHICAGO PHONE (312) 735-3322

For more data, circle 87 on inquiry card



for everybody

HAWS NEW PEDESTAL DRINKING FOUNTAIN

For use by the general public and persons in wheelchairs, Haws Model 3376 pedestal drinking fountain has a 19" extension and stands 33" high. It has a vandal-resistant bottom plate and features a patented, fast-draining strainer which is integral with the receptor. Dual-handle valves with automatic stream control provide left or right hand drinking convenience. The fountain has a hard anodized aluminum finish with a dark bronze tone and a steel pedestal and base plate of the same color.

Haws has a complete line of drinking fountains for all your outdoor and indoor requirements. For more information, contact Haws Drinking Faucet Company, 1441 Fourth Street, Berkeley, California 94710.




Model 3376

Haws

DRINKING FOUNTAINS

For more data, circle 88 on inquiry card

READING THIS PAPERBACK CAN CHANGE YOUR MEANS OF SUPPORT.



Find out how Vulcraft's system of steel joists and joist girders offers better support. Send for a free, 24-page Specification Guide. If you can't wait for the mail, just call (704) 366-7000 for more information.

I could use support from Vulcraft. Please send me a free Specification Guide immediately.


Name _____
 Address _____
 City _____
 State _____ Zip _____

VULCRAFT

P.O. Box 17656, Charlotte, N.C. 28211

For more data, circle 89 on inquiry card

C/S Screening



It does a beautiful job of hiding ugly mechanical equipment.

C/S Screening Systems conceal unsightly roof top air conditioners, water tanks, microwave towers, penthouses and ventilators that spoil the appearance of your buildings.

Specify an economical C/S Screening System to protect your investment. Available in vertical or horizontal grille designs in a wide selection of patterns, colors, costs and free areas. Duranodic, Anodize and 20-year Kynar 500® finishes available.

Call or write today for 20-page full color catalog.




CONSTRUCTION SPECIALTIES, INC.

55 Winans Avenue Cranford N J 07016 201/272-5200

For more data, circle 90 on inquiry card

What's the newest way to install cedar shakes and shingles?



4' Easy Panel


Put up Western Red Cedar shakes and shingles four feet at a time with new Easy Panels. They're ideal for new construction or remodeling. See just how much time they can save. Write for complete product information.

Shakertown Panels

Dept. AR, P.O. Box 400, Winlock, WA 98596

For more data, circle 91 on inquiry card

SWING, SLIDE, FOLD, LIFT...



DOORS

SPEED TRAFFIC FLOW,
AID SECURITY

Richards-Wilcox offers a complete line of interior and exterior industrial doors for swinging, sliding, folding, overhead or vertical lift operation. All are custom built to your specific requirements and door openings.

- Choice of materials: wood, steel clad, sheet steel, corrugated sheet steel, aluminum
- Quality construction and workmanship
- Sizes as required
- Full selection of high quality industrial door hardware
- Complete line of electric operators for faster traffic flow
- FM approved and UL listed fire doors available



FREE FULL LINE CATALOG




Richards-Wilcox

MANUFACTURING COMPANY

116 Third Street, Aurora, Illinois 60507
Phone: (312) 897-6951

One of the White Consolidated Industries
WCI

For more data, circle 92 on inquiry card



How to specify a

Tennis Court.

If you're an architect or anyone who specifies tennis courts, you need the best source material available.

That's where we come in.

We've put together a brochure that provides complete information for the preparation of detailed construction specifications, and gives you facts on a variety of surfacing products.

For example, do you know what surface is best for tournament play? Or for heavy public use? What are the specs for slope, subgrade and base requirements? What you need to know about resurfacing is all there.

You can find this indispensable information in your Sweets catalog, or Spec Data, or just drop us a line. We'll send you a copy at no cost . . . and promptly, too.



Chevron Asphalt Company

Mr. Jack Goldschmidt, Dept. O 194
P.O. Box 7643, San Francisco, CA 94120.
(415) 894-4682.

For more data, circle 93 on inquiry card



This *Handbook*, prepared exclusively by NCARB, is the only official publication dealing with the NCARB Professional Examinations. Its contents are invaluable to examination candidates and practitioners alike. As a study aid, the examination candidate will receive actual 1976 Professional Examination information and a chance to experience the real 1975 Professional Examination.

For practitioners and examination candidates, this *Handbook* provides an annotated bibliography on the subject of the 1975 exam — "A Performing Arts Center" — as well as a bibliography on the subject of the 1976 exam — a special facility within a correctional institution.

A study strategy is also included — thus providing the examination candidate with unprecedented guidance and assistance.

Contents:

- Mission Statement and bibliography for the December 1976 Professional Examination
- The complete 1975 Professional Examination TIPs and selected questions and answers from that examination
- Summaries of candidate performance on the 1975 Professional Examination
- Study strategy for the 1976 Exam
- Valuable resource information on the building types covered in the 1975 and 1976 Professional Examinations

Prepared by the National Council of Architectural Registration Boards and published jointly with Architectural Record Books.

Only one printing of the Handbook will be made. To insure timely receipt of your copy use the adjoining coupon to send in your request. Payment of \$20.00 (including postage) must be attached, made payable to Architectural Record Books.

If you are a candidate for the December, 1976 Professional Examination or a practitioner, this 272 page, 1976 ARCHITECTURAL REGISTRATION HANDBOOK is one of the most important publications you can have in your library.

| | |
|--|--------------|
| <p>TO: Architectural Record Books c/o Architectural Record Box 682 Hightstown, New Jersey 08520</p> <p>Enclosed is payment of \$ _____ for _____ copies of the 1976 Architectural Registration Handbook. Please forward immediately to:</p> <p>_____</p> <p>Name _____</p> <p>Street _____</p> <p>City _____ State _____ Zip _____</p> | <p>AR-86</p> |
|--|--------------|

CLASSIFIED SECTION

POSITIONS VACANT

VOLUNTEER PEACE CORPS/VISTA

Architects/planners needed for Peace Corps projects in Latin America, Africa, Asia; VISTA projects in 25 U.S. cities. Housing projects, design of schools, hospitals, community centers, rehab, university teaching, regional planning, etc. Expenses paid, travel, medical, vacation and living. U.S. citizen. Singles or couples only. Information: Lynn Rotenberg,

ACTION,
ORC Box A-1
Washington, D.C. 20525

POSITIONS VACANT

University of Petroleum & Minerals-Dhahran, Saudi Arabia- A newly established Architectural Engineering Department at the University of Petroleum & Minerals, Dhahran, Saudi Arabia, has a faculty position opening for an architect or architectural engineer with teaching and/or practical experience in architectural design. Minimum two-year renewable contract, competitive tax free salaries plus housing, transportation to and from Dhahran each two-year tour with annual two months' paid vacation plus other allowances and benefits in policy. Apply immediately with complete resume indicating marital status, age, nationality, home and office addresses and telephone numbers to: Dean of Faculty & Personnel Affairs, University of Petroleum & Minerals, Dhahran, Saudi Arabia.

The University of Arkansas School of Architecture Dean's search has been extended. Applicants must possess professional registration, be experienced in practice, teaching and administration, and hold a Master's degree in architecture or a related discipline or have a reputation based on unique qualifications. Salary is negotiable. The school has 300 students and 18 full-time faculty. It offers an accredited B. Arch degree and is in its first year of a B. Landscape Architecture program. Masters' degree programs in Community Planning and in Architecture are planned. The appointment will be made effective July 1, 1977. Applications will be received until November 1, 1976 with selection to be made in early 1977. Interested candidates may send resumes and references to the Dean Search Committee, School of Architecture, 209 Vol Walker, University of Arkansas, Fayetteville, AR. 72701.

Architect or Civil Engineer- U.S. Firm has position available in Central Africa. Job consists of architectural and construction supervision responsibilities on renovation and new structures. Ten years minimum experience required; must speak French. Salary commensurate with experience and abilities. Eighteen month project minimum; housing provided. Please send resume to P.O. Box 5551, Baltimore, Maryland 21204.

Needed: Full-time faculty member to teach architectural design plus a personal specialty. Position available in spring or fall 1977. Visiting Lecturer possible at an earlier date. Qualifications: Academic and practical experience in field; Master's degree; fertile imagination; research capacity. Salary negotiable. Write: Dean Patrick J. Quinn, School of Architecture, Rensselaer Polytechnic Institute, Troy, New York, 12181. An equal opportunity employer.

Architect-Engineer firm, nationally ranked in top 400, seeking experienced person or persons, with established contacts and proven track record at marketing Architect-Engineer services for its southeastern regional office. Clientele desired includes full scale industrial and broad range of architectural. Reply with resume, P-1519.

EMPLOYMENT OPPORTUNITIES

EMPLOYMENT OPPORTUNITIES

DIRECTOR OF INSPECTION AND PERMITS

The city of Evanston has an immediate opening for an individual to plan, direct and organize the activities of a large professional staff in the administration of B.O.C.A. building codes, zoning ordinances, and property standards. Degree in architecture; allied engineering field or experience in enforcement of building codes supplemented by several years of upper level management. Salary will be in Mid 20's plus Outstanding Benefit package. Send resume to Edward A. Martin, City Manager.

CITY OF EVANSTON

1501 Oak Ave.

Evanston, Il 60204

(resumes must be sent no later than August 31)
we are an equal opportunity employer

SELLING OPPORTUNITIES AVAILABLE

Reps wanted- New drawing tape item Europe. Easier to use than masking tape 516/569-6866.

BOOKS

Medical Gas Handbook for Hospitals. "The Design Handbook of Medical Gas Systems for Hospital and Medical Facilities" by Richard H. Toder. This handbook contains the latest design criteria for oxygen, nitrous oxide, nitrogen, vacuum and compressed air systems including: pipe sizing charts and tables • illustrations • description of systems • bulk and manifold storage • gas dispenser types and recommended locations • piping design including materials, valves, alarms, and installations • compressor and vacuum pump types, sizing and selection. \$10.95 per copy. Send check to Richard H. Toder, 141 E. 89th St., New York, NY 10028.

Europe: Architectural Guide 1860-Today by Jeryll Habegger. 13 countries-500 Bldgs. with address, architect + date. 150 Illus. \$4.50 Order from: Architectural Guidebook, 421 West Belden, Chicago, Illinois 60614.

SPECIAL SERVICES

Consulting Structural Engr., BSCE, MSCE, PE (NY, NJ, PA.), 18 yrs. diversified experience in buildings & structures, offers design, drawing & spec. writing services at reasonable charges. SS-1320, Architectural Record.

Vitruvius Designs Corp.—artistic renderings & scale models for a better image. Regular drafting services available. Box 1316 Dept. AR, Radio City Sta., New York, NY 10019. (212) 697-5499.

Confidence Levels in Estimates. Computer assisted Monte Carlo simulation takes your estimate and data and assigns reliability for \$35.00 cost. Engineering Analysis, Dept. AR, 1430 St. Marc, #703, Montreal P.Q. (514) 932-4336.

Architectural Illustration guides, tree stamps, transfer sheets—free catalog. Instant Landscape—20 Whaleship Plaza, San Francisco, CA 94111.

BUSINESS OPPORTUNITIES

For Sale Urgent—Architect Practice in South Pacific Island group—Tax free territory—(No personal or corporate taxes). Only architect's office of the country. Possible bank credit. Contact: P.O. 200, Vila- New- Hebrides.

PROFESSIONAL SERVICES

Kinsey Architectural Arts

Come to the source: We're architectural rendering specialists, responsive to the architects cost and quality standards. Phone for instant project price quotation and particulars. Illustrated color brochure with full details forwarded.

2509 Sylvania, Toledo, Ohio 43613
Tel. (419) 475-7011



"Nationwide Architectural Rendering Service"—3 day national C.O.D. service. 10" x 17" B/W \$50.00—Color \$85.00. Send check or purchase order with plans to Larry R. Anthony, Box 8254, Canton, Ohio 44711 or call 216/863-0425.

EMPLOYMENT SERVICES

Architects—We have positions available in all phases of architectural field domestic & foreign, Fee paid. 20 to 50K+. Send resume Nationwide Executive Search, Fox Pavilion, Jenkintown, Pa. 19046,—215-885-6006.


EQUIPMENT FOR SALE

Charrette/White Flat Files: self-contained file with integral cap. Drawers operate on ball bearing rollers/hinged front depressors. Stack units to any height. White files blend well with any office decor. Four sizes for immediate shipment in wooden/crates. Mail orders and information: Charrette Corporation, 2000 Massachusetts Avenue, Cambridge, Massachusetts 02140.

POSITION WANTED

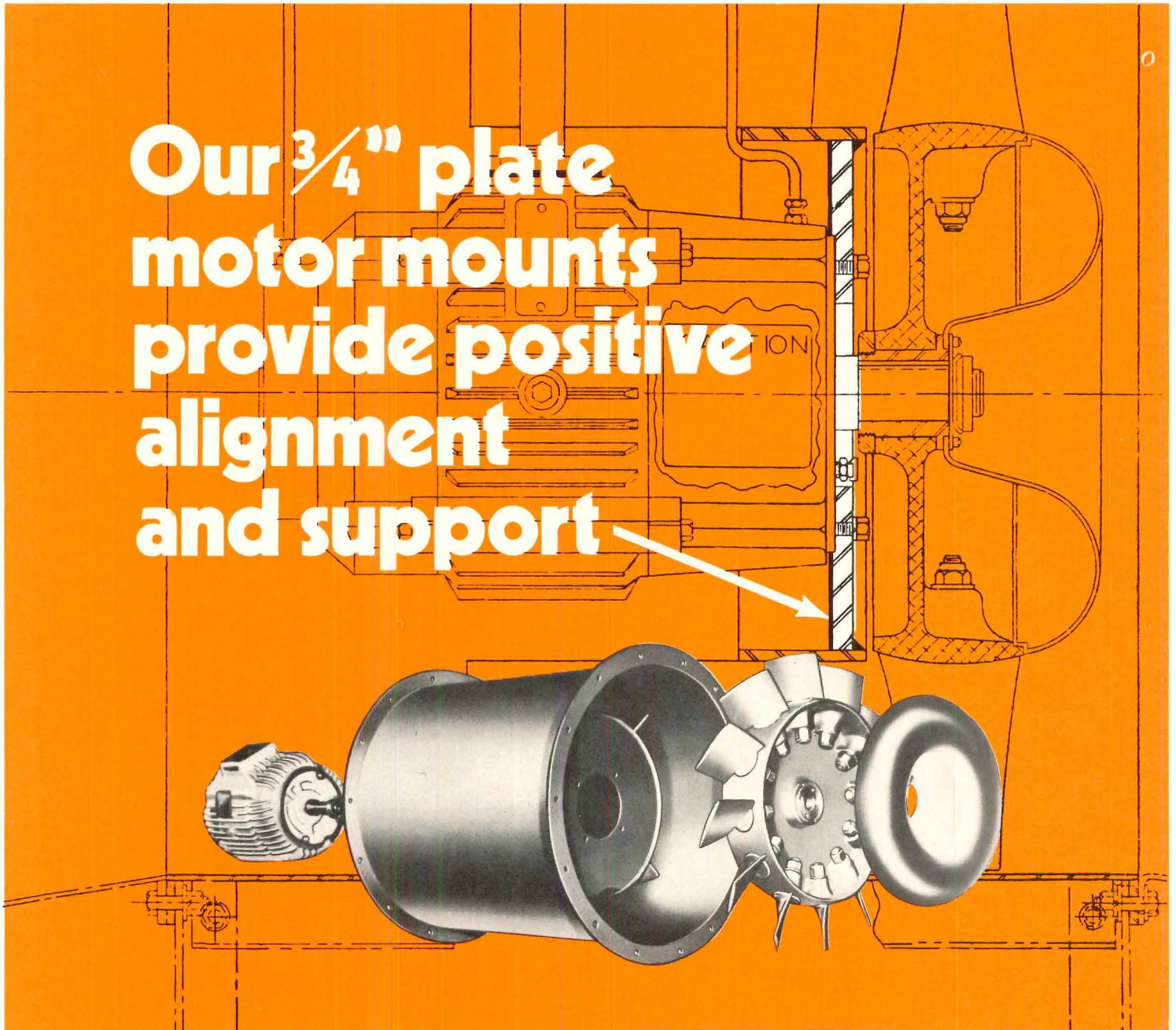
Financial Executive—Heavyweight—Listed co. V.P., Controller—CPA (Big 8 exp.)—Attorney—Acquisitions, financial controls, taxes, Exp'd. real estate, construction industries. Combines technical skills with imagination. \$28-32,000 required. For resume: PW 2873 Architectural Record.

Architect/Designer- NCARB, Prof. Assoc. AIA, M. Arch 17 yrs., diversified comprehensive experience as partner, chief designer, prov. architect seeks senior design position, Midwest location preferred. PW-2848, Architectural Record.



**Another way
Joy axial fans
are built better**

**Our $\frac{3}{4}$ " plate
motor mounts
provide positive
alignment
and support**



Joy fans deliver repeatable aerodynamic and acoustic noise performance

The unyielding support of $\frac{3}{4}$ "-thick motor mounting plates carefully maintains the unique single-axis alignment between the rotating and stationary elements of every Axivane® fan. Tip clearance is consistently maintained at designed maximum effectiveness. Aerodynamic efficiency and acoustic noise are totally repeatable.

Fans built of light-gauge sheet metal construction usually do not provide the support and alignment necessary for accurate tip clearance control.

When it comes to axial fans specify Axivane fans . . . they're built better.

For additional information, contact Joy Manufacturing Company, Air Moving Products, New Philadelphia, Ohio 44663. In Canada: Joy Manufacturing Company Ltd., Fan Division, Winnipeg, Manitoba.

Offices and plants throughout the world

**NEW
PHILADELPHIA
DIVISION**



For more data, circle 97 on inquiry card

ADVERTISING INDEX

Prefiled catalogs of the manufacturers listed below are available in the 1976 Sweet's Catalog File as follows.

- A Architectural File (green)
- I Industrial Construction File (blue)
- L Light Construction File (yellow)
- D Interior Design File (white)

A

| | |
|--|----------------------|
| Alkco Mfg. Co. | 148 |
| A AllianceWall Corporation | 119 |
| All-Steel Inc., One of the C.I.T. Companies | 38 |
| Alma Desk Co. | 48 |
| A Amarlite Products Div. | 8 |
| American Gas Association | 20 |
| A American Olean Tile Company | 4th cover |
| A-L Andersen Corp. | 44-45 |
| Architectural Record Books | 32-2, 32-3, 147, 151 |
| ARCO/Polymers Inc. | 118 |
| A-D-I-L Armstrong Cork Co. | 12 |

B

| | |
|-------------------------------------|-------|
| A Ball Corp., Metal & Chemical Div. | 22 |
| A Bally Case & Cooler, Inc. | 140 |
| Bethlehem Steel Corp. | 18-19 |
| A-D Bigelow-Sanford Inc. | 135 |
| A-I-L Bilco Co. | 145 |
| A-I Bradley Corporation | 23 |

C

| | |
|--------------------------------|-----|
| A-D-L California Redwood Assn. | 40 |
| Castle Rock Enterprises Ltd. | 30 |
| A-I Ceco Corp. | 67 |
| A-I Celotex Corp. | 142 |
| A Chevron Asphalt Co. | 150 |
| Congoleum Industries Inc. | 121 |
| A Construction Specialties | 149 |
| Crown Metal Mfg. Co. | 140 |
| Cy/Ro Industries | 126 |

D

| | |
|---|-----|
| Detex Corp. | 140 |
| A Dover Corp., Elevator Div. | 21 |
| A-D-L DuPont de Nemours & Co., Inc., E.I. Antron | 56 |
| A-D-L DuPont de Nemours & Co., Inc., E.I. Lucite | 2-3 |
| Dynaflair Corp. | 136 |

E

| | |
|------------------------------|-----|
| Eagle Electric Mfg. Co. Inc. | 119 |
| Emhart Corp. | 57 |
| A Epic Metals Corp. | 26 |
| Esco Elevators Inc. | 140 |

F

| | |
|---|-----|
| Federal Signal Corporation | 25 |
| A-D Flexiwall-Systems Div. of Wall & Floor Treatments Inc. | 137 |
| A Follansbee Steel Corp. | 133 |
| Forms & Surfaces Inc. | 9 |

G

| | |
|---|-------|
| A-I-L GAF Corp., Building Products Division | 55 |
| General Electric Co. | 14-15 |
| A-I-L Grace & Co., W.R., Construction Products | 131 |
| A-I Grefco Inc., Building Products Division | 63 |
| A-I Grinnell Fire Protection Systems Co. Inc. | 66 |

H

| | |
|---|-----|
| A-I Hager Hinge Company | 31 |
| Halsey Taylor Div., King Seeley Thermos Inc. | 43 |
| Harbor Universal Inc. | 32 |
| A Haws Drinking Faucet Company | 149 |

I

| | |
|-----------------------------------|---------|
| A-I-L INRYCO, Inc. | 58, 134 |
| A International Masonry Institute | 144 |

J

| | |
|---|-------|
| A Jewett Refrigerator Co., Inc. | 144 |
| A-D-I-L Johns-Manville Building Systems Division | 46-47 |
| Joy Mfg. Co. | 153 |

K

| | |
|---|---------|
| A-D-I-L Kaiser Aluminum & Chemical Co. | 124-125 |
| A KDI Paragon | 143 |
| A-I Kinnear Corp. | 119 |
| Knoll International | 52 |
| A Kwik-Wall Co. | 144 |

L

| | |
|------------------------------|-------|
| Latco Products | 32-3 |
| A-I-L Lennox Industries Inc. | 127 |
| A-I-L Libbey-Owens-Ford Co. | 64-65 |

M

| | |
|-----------------------------------|-----|
| A F.H. Maloney Co. | 136 |
| Marvin Windows | 122 |
| A Jas. H. Matthews & Co. | 130 |
| O.O. McKinley Co., Inc. | 146 |
| A-I Merchandising Equipment Group | 147 |
| A Monsanto Company, Textiles Div. | 30 |

N

| | |
|------------------------------|-------|
| A-I-L National Gypsum Co. | 16-17 |
| A Nucor Corp., Vulcraft Div. | 149 |

O

| | |
|--|---------|
| A-I-L Olympic Stain Company | 24 |
| A Otis Elevator Inc. | 27 |
| A-D-I-L Owens-Corning Fiberglas Corp. | 128-129 |

P

| | |
|--|-----------|
| A-L Pella Rolscreen Co. | 117 |
| Pilkington Bros. Ltd. | 3rd cover |
| A Pomona | 4th cover |
| A-I PPG Industries—Coil Coatings | 34 |
| A-I PPG Industries—Extrusion Coatings | 2nd cover |
| A-I PPG Industries—Fiberglass Product Reports | 60 132 |

R

| | |
|---|-----|
| A-I Raynor Mfg. Co. | 146 |
| A Red Cedar Shingle & Handsplit Shake Bureau | 51 |
| A Richards-Wilcox Mfg. Co. | 150 |
| Rosemount Partitions Inc. | 6-7 |
| Russwin, Div. Emhart Corp. | 57 |

S

| | |
|---|------|
| St. Joe Minerals Corporation | 120 |
| San Valle Tile Kilns | 32-4 |
| Scott-Douglas Design | 30 |
| A-L Shakertown Corp. | 149 |
| A-I Silbrico Corp. | 148 |
| Sloan Valve Company | 50 |
| Society of the Plastics Industry, Inc. | 42 |
| A Soss Mfg. Co. | 146 |
| Southern California Gas Company | 32-1 |
| Steelcase Inc. | 68 |
| Sternier Lighting Systems Inc. | 1 |
| A Structures Unlimited | 155 |
| Sweet's Catalog Div. of McGraw-Hill | 141 |

T

| | |
|--------------------------------------|---------|
| A-I Thiokol Corp., Chemical Division | 49 |
| A-I Tremco Incorporated | 138-139 |

U

| | |
|--------------------------------|-------|
| United Airlines | 156 |
| A-I-L United States Gypsum Co. | 148 |
| A-I United States Steel Corp. | 28-29 |

V

| | |
|--------------------------------|-----|
| A Vollrath Co. | 143 |
| A Vulcraft Div. of Nucor Corp. | 149 |

W

| | |
|------------------------|-----|
| Warth Paint Co. | 136 |
| A Wasco Products, Inc. | 57 |
| Wilson Art | 5 |
| Wood & Tower Inc. | 146 |

X


| | |
|-----------------------------|------|
| Xeros University Microfilms | 32-3 |
|-----------------------------|------|

ARCHITECTURAL RECORD

McGraw-Hill, Inc., 1221 Avenue of the Americas, New York
New York 10020
Advertising Sales Mgr.: Louis F. Kutscher (212) 997-2838
Eastern Sales Mgr.: Robert G. Kliesch (215) 568-6161
Western Sales Mgr.: James A. Anderson (312) 751-3770
Assistant Business Mgr.: Joseph R. Wunk (212) 997-2793
Research Mgr.: Camille Padula (212) 997-2814
Classified Advertising: (212) 997-2557

District Offices:

| | |
|--------------------------|---|
| Atlanta 30309 | 100 Colony Square, (404) 892-2868 |
| Boston 02116 | Robert L. Tagen, 607 Boylston St., (617) 262-1160 |
| Chicago 60611 | James A. Anderson, Robert T. Franden, Edward R. Novak, 645 N. Michigan Ave. (312) 751-3770 |
| Cleveland 44113 | Edward C. Weil, III, 55 Public Square, (216) 781-7000 |
| Denver 80202 | David M. Watson, 123 Speer Blvd., #400 (303) 837-1010 |
| Detroit 48202 | John W. Maisel, 1400 Fisher Bldg., (313) 873-7410 |
| Los Angeles 90010 | Richard R. Butera, 3200 Wilshire Blvd.-South Tower (213) 487-1160 |
| New York 10020 | Blair McClenachan, 1221 Avenue of the Americas (212) 997-3584 |
| Philadelphia 19102 | Robert G. Kliesch, George T. Broskey, Three Parkway (215) 568-6161 |
| Pittsburgh 15222 | Edward C. Weil, III, 2 Gateway Center, (412) 391-1314 |
| St. Louis 63011 | Richard Grater, Manchester Rd., (314) 227-1600 |
| San Francisco 94111 | Richard R. Butera, 425 Battery Street (415) 362-4600 |
| Overseas Offices: | |
| Brussels | Galerie Porte de Namur, 22-26, Chaussée de Wavre 1050 Brussels, Belgium |
| Frankfurt/Main | Elsa-Brandstroen Str. 2, Frankfurt/Main, Germany |
| London | 34 Dover Street, London W.1, England |
| Milan | Via Baracchini No. 1, Milan, Italy |
| Paris | 17, rue Georges Bizet, 75 Paris 16e, France |
| Tokyo | 2-5, 3-chome, Kasumigaseki, Chiyoda-ku, Tokyo, Japan |




An Insulated Clearspan Skyroof by STRUCTURES UNLIMITED is Different!

IT LETS SUNLIGHT IN,
AND IT KEEPS THE HEATED OR COOLED AIR IN
...AT THE SAME TIME!

This is because a Structures Unlimited Roof System uses the patented Kalwall® panel system that is translucent, yet has insulation U-Factors of .40, .24, or even .15!

There are many positive advantages of this type of roof system, including . . .

- insulated to 2¼ times more value than any other light transmitting material.
- lower construction costs.
- RUGGED, yet light in weight.
- glare-free, diffused light transmitted, with less solar heat transmission (unless desired!).
- wide range of design possibilities.
- fixed or operating roof options.
- self cleaning, virtually maintenance-free.
- and plants thrive!



So, if you're planning shopping centers, mini or maxi malls, office buildings, recreation complexes, or any type of large roof building where you want the sunlight inside, yet have maximum energy savings in lighting, heating, and air conditioning — phone or write. A full color brochure has complete information and design details. Ask for a copy!

Structures Unlimited, Inc.
37 Union Street
Manchester, New Hampshire 03103
Phone 603-627-7889

PATENTED

For more data, circle 98 on inquiry card

Small package, big hurry?

With United Airlines' Small Package Dispatch,
you can send it cross-country—today.

And it's easy as 1, 2, 3.

1. Take your small package to United's passenger terminal at least thirty minutes before departure of the flight you choose. Pay the charges.
2. Phone your addressee. Give him the flight number, arrival time, and your receipt number.
3. Your package can be picked up at the destination baggage delivery area within thirty minutes of arrival.

What can you send?

Almost anything. Printed matter, machine parts, film, advertising materials—or the book your daughter needs at


college. And you can send your small package to any of United's 113 cities, including Toronto and Vancouver.

How big is small?

Up to 50 pounds in weight, up to 90 inches in total dimensions (length, plus width, plus height).

What's it cost?

Between New York and Chicago, \$25. Between Los Angeles and New York, \$35*.




If your emergency package is over 50 pounds or 90 inches, United's "First Freight" is your answer. That's our priority air freight service with no limit to pieces or weight. Call United Air Freight for details.

*Rates effective 1/1/76, and subject to change.

No. 1 in the U.S. sky

UNITED AIRLINES CARGO


10,000 racegoers shouldn't have to wear blinkers.



At the Louisiana Downs Race Track only the horses wear the blinkers.

The 10,000 spectators in the new grandstand enjoy a high, wide and handsome view of the whole course.

The Stand's 68ft high glass facia is a Pilkington 'Armourfloat' Suspended Glass Assembly System: the only suspended glazing system in the world capable of a towering 75ft. And, with no obscuring mullions to spoil the view, no one loses sight of his money.



Pilkington's assemblies are made of safety glass, especially tempered to resist sudden atmospheric changes and capable of withstanding virtually any windforce.

Because it is suspended from overhead, in the unlikely event of a plate being broken, the panels around the break remain intact, which makes life safer for spectators.

What's more, the design scope is practically unlimited. 'Armourfloat' suspended assembly systems go where you want them to go.

And the design concept has been thoroughly tested by the independent U.K. Government funded Agrément Board.

Write for fully illustrated brochure to Doug Curry, Pilkington Brothers Canada Ltd., 101 Richmond Street West, Toronto 1, Ontario. Cables: Pilkho Tor. Telephone: 416 363 7561.

And you'll discover that with the Pilkington System the sky's the limit. Well, 75ft anyway.



PILKINGTON

Glass. We make it work harder for you.

Architects: Century A.E., Houston, Texas. General Constructor: Henry C. Beck & Co., Dallas, Texas. Glazier: Binswanger Glass Company.

For more data, circle 99 on inquiry card



Flint. A new primitive art form.

Now the ageless beauty of nature itself is yours to work with. In Flint. A new color of American Olean's Primitive™ ceramic tile—the natural thing to use.™

Flint has a warm, rich color. Soft, handcrafted texture. And Flint is unglazed, so its sculptured beauty endures even high-traffic commercial wear. It cleans with just a damp mopping.

Flint and new unglazed, earthy Terra Cotta bring to fifteen the number of Primitive colors now available. Add to that six distinctive shapes, for endless imaginative design possibilities.

See new Flint (shown in 8" x 8") and the entire Primitive line at any American Olean Showroom or Color Center. Or send for a copy of our new Primitive Brochure. Write to: American Olean Tile Company, 2318 Cannon Ave., Lansdale, Pa. 19446. Primitive. As new as the world is old.

CERAMIC TILE
**American
olean**
A Division of National Gypsum Company