

# ARCHITECTURAL RECORD

## URBAN CATALYSTS

HERZOG & DE MEURON

RAFAEL MONEO

ARO

MARK CAVAGNERO

SEAN GODSELL

STEVEN HOLL

SAUCIER + PERROTTE

0500  
0032  
EC14  
7-017

# CEILING SYSTEMS

Between us, ideas become reality™

PRODUCT: MetalWorks™ Vector® Faceted Extra Microperforated panels in Effects™ Wood Looks Cherry  
BUILDING: Fashion Outlets of Niagara Falls, Niagara Falls, NY  
ARCHITECT: Lauer-Manguso & Associates Architects, Buffalo, NY





# retail therapy

**MetalWorks™ Effects™ Wood Looks** lets you add the warmth and comfort of wood whenever and wherever you want. The realistic wood visual comes from our innovative FX™ technology applied to standard, lightweight metal ceiling panels – giving you a wood look, beautifully translated on durable metal panels. And perforated options add soothing acoustics. Visit our website to learn how high performance Effects Wood Looks can enhance the mood of any retail interior. [armstrong.com/effects](http://armstrong.com/effects) 1 877 ARMSTRONG

**Armstrong®**



BIM



## BIM IQ®


Like smartphones have revolutionized how people communicate, BIM IQ® will revolutionize Building Information Modeling (BIM). How does it differ from BIM? Change the glass option or mullion design—only BIM IQ® will show you that change from any view of your project, interior or exterior, in its precise location, on any day of the year! That's right, and you not only see what it looks like, BIM IQ® calculates the energy data based on your selections—no waiting. **Visit [BIMIQ.com](http://BIMIQ.com)** and submit your project to see if it is a candidate for BIM IQ®.



**Oldcastle BuildingEnvelope®**

*Engineering your creativity™*

# UN VEILED



When erected in 1952, the **United Nations Secretariat** symbolized the latest advances in curtain wall construction. But rapid deterioration by the elements soon masked the transparency envisioned in the original design. Only after **HLW International** and **R.A. Heintges & Associates** undertook its replacement as part of a 21st-century update has the facade's intended splendor been revealed. Now, along with adding the energy efficiency and blast-resistance required by its prominence, it gives the city a long-denied glimpse of the grandeur that helped shape global architecture in its day.

## Transforming design into reality

For help achieving the goals of your next project, contact the Ornamental Metal Institute of New York.

 **Ornamental Metal Institute of New York**

Publisher of *Metals in Construction*  
211 E 43 ST | NY, NY 10017 | 212-697-5554 | [www.ominy.org](http://www.ominy.org)

**CIRCLE 61**

Design Architect, Architect of Record: HLW International  
Architect of Record, Facade: R.A. Heintges & Associates  
Photo: UN CMP/John Woodruff and Peter Brown

**EDITOR IN CHIEF** Cathleen McGuigan, [cathleen\\_mcguigan@mcgraw-hill.com](mailto:cathleen_mcguigan@mcgraw-hill.com)

**MANAGING EDITOR** Beth Broome, [elisabeth\\_broome@mcgraw-hill.com](mailto:elisabeth_broome@mcgraw-hill.com)  
**SENIOR GROUP ART DIRECTOR** Francesca Messina, [francesca\\_messina@mcgraw-hill.com](mailto:francesca_messina@mcgraw-hill.com)

**DEPUTY EDITORS** Clifford A. Pearson, [pearsonc@mcgraw-hill.com](mailto:pearsonc@mcgraw-hill.com)  
Suzanne Stephens, [suzanne\\_stephens@mcgraw-hill.com](mailto:suzanne_stephens@mcgraw-hill.com)

**SENIOR EDITOR** Joann Gonchar, AIA, LEED AP, [joann\\_gonchar@mcgraw-hill.com](mailto:joann_gonchar@mcgraw-hill.com)

**PRODUCTS EDITOR** Rita Catinella Orrell, LEED GA, [rita\\_catinella@mcgraw-hill.com](mailto:rita_catinella@mcgraw-hill.com)  
**SPECIAL SECTIONS EDITOR** Linda C. Lentz, [linda\\_lentz@mcgraw-hill.com](mailto:linda_lentz@mcgraw-hill.com)

**WEB EDITOR** William Hanley, [william\\_hanley@mcgraw-hill.com](mailto:william_hanley@mcgraw-hill.com)

**NEWS EDITOR** Laura Raskin, [laura\\_raskin@mcgraw-hill.com](mailto:laura_raskin@mcgraw-hill.com)

**ASSISTANT EDITORS** Asad Syrkett, [asad\\_syrkett@mcgraw-hill.com](mailto:asad_syrkett@mcgraw-hill.com)  
Laura Mirviss, [laura\\_mirviss@mcgraw-hill.com](mailto:laura_mirviss@mcgraw-hill.com)

**MANAGER, CONTENT OPERATIONS** Juan Ramos, [juan\\_ramos@mcgraw-hill.com](mailto:juan_ramos@mcgraw-hill.com)  
**EDITORIAL PRODUCTION** Rosa Pineda, [rosa\\_pineda@mcgraw-hill.com](mailto:rosa_pineda@mcgraw-hill.com)

**ART DIRECTOR** Helene Silverman, [helene\\_silverman@mcgraw-hill.com](mailto:helene_silverman@mcgraw-hill.com)  
**ASSOCIATE ART DIRECTOR** Gordon Whiteside, [gordon\\_whiteside@mcgraw-hill.com](mailto:gordon_whiteside@mcgraw-hill.com)

**CONTRIBUTING ILLUSTRATORS,  
PRESENTATION DRAWINGS** I-Ni Chen  
Peter Coe

**EDITORIAL SUPPORT** Monique Francis, [monique\\_francis@mcgraw-hill.com](mailto:monique_francis@mcgraw-hill.com)

**CONTRIBUTING EDITORS** Sarah Amelar, Fred A. Bernstein, Robert Campbell, FAIA,  
C.J. Hughes, Blair Kamin, Jayne Merkel, Robert Murray,  
David Sokol, Michael Sorokin, Ingrid Spencer

**SPECIAL INTERNATIONAL  
CORRESPONDENT** Naomi R. Pollock, AIA

**INTERNATIONAL CORRESPONDENTS** David Cohn, Tracy Metz, Aric Chen, Chris Foges  
**CONTRIBUTING PHOTOGRAPHER** Iwan Baan

**ARCHITECTURAL RECORD:** (ISSN 0003-858X) May 2013. Vol. 201, No. 5. Published monthly by The McGraw-Hill Companies, 1221 Avenue of the Americas, New York, NY 10020. **FOUNDER:** James H. McGraw (1860-1948). Periodicals postage paid at New York, NY, and additional mailing offices. Canada Post International Publications Mail Product Sales Agreement No. 40012501. E-mail: [arhcustserv@cdsfulfillment.com](mailto:arhcustserv@cdsfulfillment.com). Register for GST as The McGraw-Hill Companies. GST No. R123075673. **POSTMASTER:** Please send address changes ARCHITECTURAL RECORD, Fulfillment Manager, P.O. Box 5732, Harlan, IA 51593. **SUBSCRIPTION:** Rates are as follows: U.S. and Possessions \$70.30; Canada and Mexico \$79 (payment in U.S. currency, GST included outside North America \$199 (air freight delivery)). Single copy price \$9.95; for foreign \$11. Subscriber Service: 877/876-8093 (U.S. only); 515/237-3681 (outside the U.S.); fax: 712/755-7423. **SUBMISSIONS:** Every effort will be made to return material submitted for possible publication (if accompanied by stamped, self-addressed envelope), but the editors and the corporation will not be responsible for loss or damage. **SUBSCRIPTION LIST USAGE:** Advertisers may use our list to mail information to readers. To be excluded from such mailings, send a request ARCHITECTURAL RECORD, Mailing List Manager, P.O. Box 555, Hightstown, NJ 08520. **OFFICERS OF THE MCGRAW-HILL COMPANIES, INC:** Harold W. McGraw III, Chairman, *President and Chief Executive Officer*; Kenneth M. Vittor, *Executive Vice President and General Counsel*; Jack F. Callahan, *Executive Vice President and Chief Financial Officer*; Elizabeth O'Melia, *Senior Vice President, Treasury Operations*. **COPYRIGHT AND REPRINTING:** Title reg. in U.S. Patent Office. Copyright © 2013 by The McGraw-Hill Companies. All rights reserved. Where necessary, permission is granted by the copyright owner for libraries and others registered with the Copyright Clearance Center (CCC), 222 Rosewood Drive, Danvers, MA 01923. To photocopy any article herein for personal or internal reference use only for the base fee of \$1.80 per copy of the article plus ten cents per page, send payment to CCC, ISSN 0003-858X. Copying for other than personal use or internal reference is prohibited without prior written permission. Write or fax requests (no telephone requests) to Copyright Permission Desk, ARCHITECTURAL RECORD, Two Penn Plaza, New York, NY 10121-2298; fax 212/904-4256. For reprints call 800/360-5516 or e-mail [architecturalrecord@theygsgroup.com](mailto:architecturalrecord@theygsgroup.com). Information has been obtained by The McGraw-Hill Companies from sources believed to be reliable. However, because of the possibility of human or mechanical error by our sources, The McGraw-Hill Companies and *Architectural Record* do not guarantee the accuracy, adequacy, or completeness of any information and are not responsible for any errors or omissions therein or the results to be obtained from the use of such information or for any damages resulting therefrom.

**EDITORIAL OFFICES:** 212/904-6229. Editorial fax: 212/904-4256. E-mail: [monique\\_francis@mcgraw-hill.com](mailto:monique_francis@mcgraw-hill.com). Two Penn Plaza, New York, NY 10121-2298. **WEBSITE:** [ArchitecturalRecord.com](http://ArchitecturalRecord.com).


**McGraw Hill  
CONSTRUCTION**



**MPA**

The McGraw-Hill Companies





It's ultra thermal and ultra innovative.  
It's ultra condensation resistant and ultra flexible.  
It's ultra trusted and an ultra value.  
Kawneer's new 1600UT Curtain Wall System™ is

# ULTRA

Setting the standard in thermal innovation.

Architectural Aluminum Systems  
Entrances + Framing  
Curtain Walls  
Windows

[kawneer.com](http://kawneer.com)  
[kawneergreen.com](http://kawneergreen.com)

**KAWNEER**  
AN ALCOA COMPANY

CIRCLE 57

# ARCHITECTURAL RECORD

VICE PRESIDENT, PUBLISHER Laura Viscusi, [laura\\_viscusi@mcgraw-hill.com](mailto:laura_viscusi@mcgraw-hill.com)

SENIOR DIRECTOR, MEDIA OPERATIONS Brenda Griffin, [brenda\\_griffin@mcgraw-hill.com](mailto:brenda_griffin@mcgraw-hill.com)

DIRECTOR, CREATIVE SERVICES William Taylor, [william\\_taylor@mcgraw-hill.com](mailto:william_taylor@mcgraw-hill.com)

PRODUCTION MANAGER Marilyn DeMilta, [marilyn\\_demilta@mcgraw-hill.com](mailto:marilyn_demilta@mcgraw-hill.com)

SENIOR DIRECTOR, MHC MEDIA PRODUCT DEVELOPMENT Michael McNerney, [michael\\_mcnerny@mcgraw-hill.com](mailto:michael_mcnerny@mcgraw-hill.com)

MANAGER, CONTINUING EDUCATION Marissa Wyss, [marissa\\_wyss@mcgraw-hill.com](mailto:marissa_wyss@mcgraw-hill.com)

SENIOR MARKETING MANAGER Mary Beth Whited, [marybeth\\_whited@mcgraw-hill.com](mailto:marybeth_whited@mcgraw-hill.com)

FINANCE DIRECTOR Ike Chong, [ike\\_chong@mcgraw-hill.com](mailto:ike_chong@mcgraw-hill.com)

FINANCE MANAGER Tom Maley, [tom\\_maley@mcgraw-hill.com](mailto:tom_maley@mcgraw-hill.com)

ASSISTANT TO MEDIA DEPARTMENT Pina Del Genio, [pina\\_delgenio@mcgraw-hill.com](mailto:pina_delgenio@mcgraw-hill.com)

## ADVERTISING SALES

NEW ENGLAND AND PA: Joseph Sosnowski

(610) 278-7829 Fax: (610) 278-0936, [joseph\\_sosnowski@mcgraw-hill.com](mailto:joseph_sosnowski@mcgraw-hill.com)

SOUTHEAST/MID-ATLANTIC: Susan Shepherd

(859) 987-9913 Fax: (404) 252-4056, [susan\\_shepherd@mcgraw-hill.com](mailto:susan_shepherd@mcgraw-hill.com)

MIDWEST (IA, IL, MN, MO, WI): Martin McClellan

(312) 233-7402 Fax: (312) 233-7430, [martin\\_mcclellan@mcgraw-hill.com](mailto:martin_mcclellan@mcgraw-hill.com)

MIDWEST (IN, MI, OH, EASTERN CANADA): Lisa Zurick

(513) 345-8210 Fax: (513) 345-8250, [lisa\\_zurick@mcgraw-hill.com](mailto:lisa_zurick@mcgraw-hill.com)

NORTHWEST: Bill Madden

(503) 557-9000 Fax: (503) 557-9002, [bill\\_madden@mcgraw-hill.com](mailto:bill_madden@mcgraw-hill.com)

PACIFIC/TEXAS: Sherylen Yoak

(760) 568-0465 Fax: (720) 559-9818, [sherylen\\_yoak@mcgraw-hill.com](mailto:sherylen_yoak@mcgraw-hill.com)

KS, NE, ND, NY, SD: Risa Serin

(212) 904-6041 Fax: (212) 904-4652, [risa\\_serin@mcgraw-hill.com](mailto:risa_serin@mcgraw-hill.com)

SPOTLIGHT SALES: Risa Serin

(212) 904-6041 Fax: (212) 904-4652, [risa\\_serin@mcgraw-hill.com](mailto:risa_serin@mcgraw-hill.com)

WORKFORCE/ RECRUITMENT: Diane Soister

(212) 904-2021 Fax: (212) 904-2074, [diane\\_soister@mcgraw-hill.com](mailto:diane_soister@mcgraw-hill.com)

## INTERNATIONAL

GERMANY: Uwe Riemeyer

(49) 202-27169-0 Fax: (49) 202-27169-20, [riemeyer@intermediapartners.de](mailto:riemeyer@intermediapartners.de)

ITALY: Ferruccio Silvera

(39) 022-846716 Fax: (39) 022-893849, [ferruccio@silvera.it](mailto:ferruccio@silvera.it)

JAPAN: Katsuhiro Ishii

(03) 5691-3335 Fax: (03) 5691-3336, [amkatsu@dream.com](mailto:amkatsu@dream.com)

KOREA: Young-Seoh Chin

(822) 481-3411/3 Fax: (822) 481-3414

## MCGRAW-HILL CONSTRUCTION

PRESIDENT Keith Fox

VICE PRESIDENT, OPERATIONS Linda Brennan, [linda\\_brennan@mcgraw-hill.com](mailto:linda_brennan@mcgraw-hill.com)

VICE PRESIDENT, MHC PRODUCT DEVELOPMENT Kathryn E. Cassino, [kate\\_cassino@mcgraw-hill.com](mailto:kate_cassino@mcgraw-hill.com)

VICE PRESIDENT, TECHNOLOGY Isaac Sacolick, [isaac\\_sacolick@mcgraw-hill.com](mailto:isaac_sacolick@mcgraw-hill.com)

VICE PRESIDENT, STRATEGIC MARKETING Patricia France, [patricia\\_france@mcgraw-hill.com](mailto:patricia_france@mcgraw-hill.com)

VICE PRESIDENT, FINANCE John Murphy, [john\\_murphy@mcgraw-hill.com](mailto:john_murphy@mcgraw-hill.com)

WEBSITE: [ArchitecturalRecord.com](http://ArchitecturalRecord.com). SUBSCRIBER SERVICE: 877/876-8093 (U.S. only); 515/237-3681 (outside the U.S.). Subscriber fax: 712/755-7423. E-mail: [arhcustserv@cdsfulfillment.com](mailto:arhcustserv@cdsfulfillment.com). If the Post Office alerts us that your magazine is undeliverable, we have no further obligation unless we receive a corrected address within one year. INQUIRIES AND SUBMISSIONS: Letters, Beth Broome; Practice, Suzanne Stephens; Books, Clifford A. Pearson; Products, Rita Catinella Orrell; Lighting and Interiors, Linda C. Lentz; Residential, Laura Raskin; Architectural Technology, Joann Gonchar; Web Editorial, William Hanley. REPRINT: [architecturalrecord@theygsgroup.com](mailto:architecturalrecord@theygsgroup.com). BACK ISSUES: Call 877/876-8093, or go to [archrecord.com/backissues](http://archrecord.com/backissues).

McGraw Hill  
CONSTRUCTION

ABC

MPA

The McGraw-Hill Companies



PRINTED IN USA

\* WALL = SCULPTURE

CIRCLE 20

modulararts.com | 206.788.4210 | now with 50 InterlockingRock® designs

modulararts®

\* InterlockingRock®

MADE IN THE USA

Clark™ BLOCK ©2012 modularArts, Inc. U.S. Patent 8,375,665





# NATURAL METAL AFFORDABILITY

## Weathered Steel

### ADVANTAGES:

- No sealants, gaskets or butyl tape in the panel joints, means no dirty streaks or a legacy of maintenance for the building owner.
- Panels are not laminated nor a composite—they will never delaminate.
- Dri-Design is a friend of the environment. The fact is, the production of an aluminum composite panel requires significantly more fossil fuel than we use in making a Dri-Design panel. Dri-Design panels are made with recycled content and are 100% recyclable. At Dri-Design we make panels the world can live with.
- Fully tested to exceed ASTM standards and the latest AAMA 508-07 for pressure equalized rain-screens. Miami-Dade approved.
- Available in any anodized or Kynar color on aluminum, plus VMZINC, stainless steel, copper and titanium.
- Interlocking panel design makes installation quick and easy.
- Dri-Design is economical. Our highly automated manufacturing process makes panels in seconds.

Iowa Western Community College – Arts Center addition  
Council Bluffs, IA  
Weathered Steel

CIRCLE 53

Call 616.355.2970 | [www.dri-design.com](http://www.dri-design.com)

See us at the AIA National Convention in Denver, CO – June 20 – 22, 2013 – booth # 2119



**Project:** E80th Street Townhouse

**Location:** New York, NY

**Architect:** Toshiko Mori Architects

**Product:** Fireframes® Curtainwall Series and  
Pilkington Pyrostop® glass firewall



# ART CAN BE ON THE WALL OR IT CAN BE THE WALL.

A building can work to protect, while still being a work of art. Frame your masterpiece with our Fireframes® Curtainwall Series. The narrow steel profile allows for large expanses of glass in interior and exterior applications. The system is also available in stainless steel or can feature aluminum cover caps to complement your design. Check out the complete Fireframes family of products for options from fire-rated silicone glazed curtainwall systems to glass floor systems.

*fireframes*



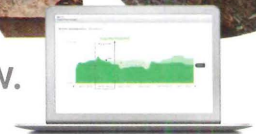
fireglass.com | 800.426.0279

CIRCLE 42

TGP  FIRE RATED  
one source. many solutions.®

# FOR SEEING

the possibilities of your cash flow.



## Cash Flow Insight<sup>SM</sup> | for the achiever in you<sup>®</sup>

Introducing Cash Flow Insight powered by PNC CFO — a suite of user-friendly online tools that can help you understand and project your firm's cash flow, so you can turn insight into action. Try it at no cost today\*. Call the Cash Flow Insight Center at 855-762-2361, stop by any PNC branch or go to [pnc.com/cashflowinsight](http://pnc.com/cashflowinsight)

**PNC** | **CFO**<sup>SM</sup>  
Cash Flow Options



\*Offer valid during your current statement cycle period and two additional statement cycles. Offer requires a PNC Business Checking account and enrollment in PNC Online Banking. Prior to any charges being made to your account, you will receive a notification stating the trial period is ending. At that time, you can continue with Cash Flow Insight for \$10/month. If you do not take any action to continue the service after the trial period ends, you will revert back to your current free business online banking service. Beyond the trial period, certain account types have Cash Flow Insight for no additional monthly fee, including Business Enterprise Checking, Industry Solutions Checking and Retail Businesses Checking. Cash Flow Insight and CFO: Cash Flow Options are service marks of The PNC Financial Services Group, Inc. ©2013 The PNC Financial Services Group, Inc. All rights reserved. PNC Bank, National Association. Member FDIC

# ARCHITECTURAL RECORD



# 05 2013

## NEWS

- 21 PRITZKER FOR DENISE SCOTT BROWN?  
By Wendy Moonan
- 27 STARCHITECTS FACE OFF IN NEW FILM  
By Laura Mirviss
- 30 NEWSMAKER: CECILIA ALEMANI  
By William Hanley

## DEPARTMENTS

- 14 EDITOR'S LETTER: ISN'T IT IRONIC?
- 38 ARCHITECTURAL ANALYTICS
- 40 QUICK TAKE: THE BUSH LIBRARY & RESIDENCE  
By Ingrid Spencer
- 51 HOUSE OF THE MONTH: RIOS CLEMENTI HALE STUDIOS' HOUSE OF LOVE  
By Laura Raskin
- 53 BOOKS: FACTORY TOWNS OF SOUTH CHINA  
By Clare Jacobson
- 59 PRODUCT BRIEFS: ROUNDUP  
By Rita Catinella Orrell
- 61 PRODUCT FOCUS: SUN CONTROL  
By Rita Catinella Orrell
- 172 READER SERVICE
- 175 DATES & EVENTS
- 180 SNAPSHOT: HELSINKI UNIVERSITY LIBRARY  
By Rita Catinella Orrell

## PROJECTS URBAN CATALYSTS

- 71 INTRODUCTION
- 72 CAMPBELL SPORTS CENTER, NEW YORK CITY  
STEVEN HOLL ARCHITECTS *By Fred A. Bernstein*
- 76 BASEL CONVENTION CENTER-NEW HALL,  
SWITZERLAND HERZOG & DE MEURON  
*By Chris Foges*
- 82 DONALD JUDD FOUNDATION, NEW YORK CITY  
ARCHITECTURE RESEARCH OFFICE  
*By Clifford A. Pearson*
- 88 EL GRECO CONGRESS CENTER, SPAIN  
RAFAEL MONEO *By David Cohn*
- 94 SFJAZZ CENTER, SAN FRANCISCO  
MARK CAVAGNERO ASSOCIATES  
*By Lamar Anderson*
- 98 UBC FACULTY OF PHARMACEUTICAL SCIENCES,  
VANCOUVER SAUCIER + PERROTTE ARCHITECTES  
*By James Gauer*
- 104 RMIT DESIGN HUB, MELBOURNE  
SEAN GODSELL ARCHITECTS  
*By Elizabeth Farrelly*

## ARCHITECTURAL TECHNOLOGY

- 110 BUILDINGS MAKE NEW MOVES  
TO ENHANCE ENVIRONMENTAL PERFORMANCE AND  
CREATE DRAMATIC VISUAL EFFECTS, ARCHITECTS  
CREATE FACADES THAT ADAPT TO CHANGING  
CONDITIONS. *By Russell Fortmeyer*

## BUILDING TYPES STUDY 934 RETAIL

- 123 PROENZA SCOULER, NEW YORK CITY  
ADJAYE ASSOCIATES *By Asad Syrkett*
- 128 DAIKANYAMA TSUTAYA BOOKS, TOKYO KLEIN  
DYTHAM ARCHITECTURE *By Naomi R. Pollock, AIA*
- 132 ALCHEMIST, MIAMI RENE GONZALEZ *By Linda Lee*

## LIGHTING

- 141 INTRODUCTION
- 142 RYERSON IMAGE CENTRE, TORONTO DIAMOND  
SCHMITT ARCHITECTS / CONSULLUX LIGHTING  
*By Linda C. Lentz*
- 146 LOS GATOS PUBLIC LIBRARY, CALIFORNIA  
NOLL & TAM ARCHITECTS / ILLUMINOSA  
*By Lamar Anderson*
- 150 JULIAN STREET LIBRARY, NEW JERSEY  
JOEL SANDERS ARCHITECT / GEORGE SEXTON  
ASSOCIATES *By Asad Syrkett*
- 153 LIGHTING PRODUCTS: LIGHTFAIR ROUNDUP  
*By Rita Catinella Orrell*

THIS PAGE: CAMPBELL SPORTS CENTER, BY STEVEN HOLL ARCHITECTS. PHOTO BY IWAN BAAN.

ON THE COVER: RMIT DESIGN HUB, BY SEAN GODSELL ARCHITECTS. PHOTO BY EARL CARTER.

See expanded coverage of Projects and Building Types Studies as well as web-only features at [architecturalrecord.com](http://architecturalrecord.com).

This symbol denotes that enhanced content is available in our iPad edition.



Visit us at [facebook.com/architecturalrecord](http://facebook.com/architecturalrecord)




Follow us on Twitter at [@archrecord](https://twitter.com/archrecord)

# LEARN & EARN



Earn all your continuing education credits free online or at Architectural Record's Continuing Education App!\*

## IN THIS ISSUE




### More Than One Way to Skin a Building

Sponsored by  
Ornamental Metal Institute of New York

Credit: 1 HSW

Page 162




### Double Acting Traffic Doors Provide An Entrée to Efficiency

Sponsored by  
Eliason Corporation

Credit: 1 HSW

Page 166

## NEW ONLINE AT ARCHRECORD.COM



### Folding Glass Doors Are an Asset for Commercial Spaces

Sponsored by  
LaCantina Doors

Credit: 1 HSW, 1 GBCI CE HOUR



### Understanding Seismic and Wind Restraints

Sponsored by  
Kinetics Noise Control

Credit: 1 HSW

## ONLINE AT ARCHRECORD.COM

Template Assisted Crystallization  
Sponsored by Watts

High-Performance Wood-Framed Roofs  
Sponsored by Huber Engineered Woods

Cable Railing Assemblies: Prefabricated Kits and Custom Design Options  
Sponsored by Feeney, Inc.

The Timeless Look of Natural Stone  
Sponsored by Florida Tile

Know Your Porcelain  
Sponsored by Florida Tile

Thermal and Energy Modeling of Two Fenestration Systems in Hot and Cold Climates  
Sponsored by Dow Corning

Green Insulation: Specifying a Smarter Solution  
Sponsored by Bonded Logic Inc.

Vapor Control: Considerations for Designers and Specifiers  
Sponsored by Reef Industries, Inc.

Green Technologies and Design Methods for Historic Buildings  
Sponsored by Dow Corning

Earn Free Health Safety Welfare (HSW) and Green Building Certification Institute (GBCI) credits with Architectural Record

\*All Architectural Record articles and presentations count toward the annual AIA continuing education requirement. All exams are available at no charge and are instantly processed.

# GUESS THE ARCHITECT WIN THE CAMERA



TAKE A SHOT ON PAGE 49 ▶  
ENTER @ ARCHRECORD.COM

ARCHITECTURAL  
RECORD

## Guess the Architect Contest

FOR COMPLETE RULES AND REGULATIONS GO TO ARCHRECORD.COM

Sponsored by:



## Isn't It Ironic?

The Museum of Modern Art plans to destroy Williams and Tsien's gem.

**IN THIS ISSUE** of RECORD, we explore works of architecture as urban catalysts—buildings that raise the stakes for design in their neighborhoods while successfully engaging the surrounding context.

So it was a brutal irony to learn, as we were closing the following pages, that the Museum of Modern Art in New York plans to demolish its next-door neighbor, the stunning former home of the American Folk Art Museum, designed by Tod Williams Billie Tsien Architects, the 2013 AIA Architecture Firm Award recipient.

Williams and Tsien's museum, which opened in 2001 (RECORD, May 2002), is the epitome of an urban catalyst: a beautiful and inventive jewel of a building that enriched its streetscape and the city when it opened in the dark days not long after the 9/11 attacks. Its modest scale (the 30,000-square-foot structure sits on a site just 40 feet wide) was humane, a reminder of the townhouses that once lined that Midtown Manhattan block. Its dazzling facade of pockmarked bronze-alloy panels was a tour de force of contemporary craftsmanship—an artwork that begged to be touched.


The story of the Folk Art Museum's fate is full of sad ironies, as I recently wrote on archrecord.com. The most obvious is that MoMA was the first museum to establish a department of architecture and design, and is now both judge and executioner of an acclaimed modern building by one of America's most distinguished practices.

When the small museum opened, MoMA, on its eastern edge, was in the throes of constructing a mammoth expansion, completed in 2004. Williams and Tsien had been invited to submit a design for the new MoMA (irony no. 2), but were beaten by the minimalist scheme of Yoshio Taniguchi. Another contender in that competition, Rem Koolhaas and his firm OMA, tweaked MoMA's expansionist ambitions by putting the words "MoMA, Inc." on their proposed plans (irony no. 3)—and, of course, OMA lost MoMA.

Unfortunately, the Folk Art Museum had overreached in creating a new facility, and in 2011 its board was forced to sell the building to meet debt obligations of nearly \$32 million. MoMA was an eager buyer. (It got it for less than the price of a good Picasso!) Its director, Glenn Lowry, had once tried to swap the Folk Art Museum's site for property that MoMA owned just west of it, to create a contiguous plot for the museum in the future, but the Folk Art folks turned the deal down (irony no. 4).

So when MoMA bought the Williams and Tsien museum last year, it was not adding a building to its collection so much as acquiring a coveted piece of real estate. MoMA has failed in its stewardship of a work of modern architecture at least once before: after the widow of Gordon Bunshaft bequeathed his East Hampton beach house to MoMA, the museum sold it to Martha Stewart, who gutted it and later sold the unfinished shell. It has since been demolished (irony no. 5).

At first, there was hopeful speculation that MoMA might keep the Williams and Tsien museum as a home for its department of architecture and design. But much bigger plans got in the way. MoMA had sold its last piece of land in 2007 to the Hines company (including that lot on the west side of the Folk Art site), where the developer will construct a skyscraper designed by Jean Nouvel. It will include galleries for



MoMA. The museum maintains that the Williams and Tsien building can't be adapted as a link between the current MoMA building and the Nouvel structure because of varying floor heights. In addition, according to the *New York Times*, MoMA officials said the opaque bronze facade is "not in keeping with the glass aesthetic of the rest of the museum." (We can't help but wonder how that argument will sound when Nouvel's macho-man behemoth is breathing down on MoMA's smooth ladylike skin.)

MoMA's board chairman, Jerry I. Speyer, may not miss the Williams and Tsien museum as much as the rest of us because he gets to go home every night to one of their buildings, a Manhattan townhouse that he and his wife commissioned from the architects (irony no. 6).

If only the process that led to this decision had been as transparent as that glass aesthetic that MoMA loves. But it all took place behind closed boardroom doors, not unlike the controversial plans unveiled by the New York Public Library to radically alter part of its interior with a design from Foster + Partners.

Like the library, MoMA is in both the real-estate and the culture business. Yes, these are nonprofit institutions with heavy financial burdens in an era of ever-diminishing government support. But they—and their buildings—are part of the public realm. Whether we borrow books or look at art, we are citizens who support them, through our taxes and through tax relief. Not every significant building can remain standing in perpetuity—but decisions to destroy or alter key works of architecture should be made transparently and openly. And the voices of the public should be heard. ■

Cathleen McGuigan

Cathleen McGuigan, Editor in Chief






Beauty that lasts.

And lasts.

And lasts.

With more durability than both wallpaper and paint, Multispec is easy to apply and provides premium depth and color that camouflages imperfections. With one step, you get a high-end finish with minimum downtime.

[multispec.com](http://multispec.com)




**MULTISPEC**<sup>®</sup>

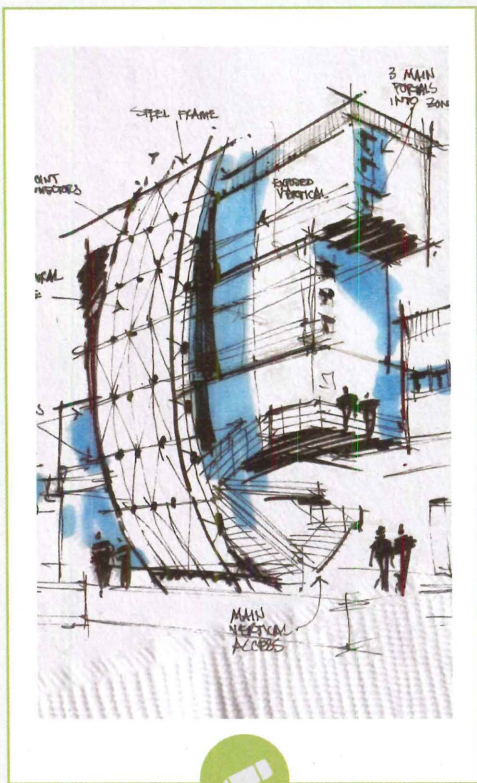
available in over 40 colors

© 2013 Rust-Oleum

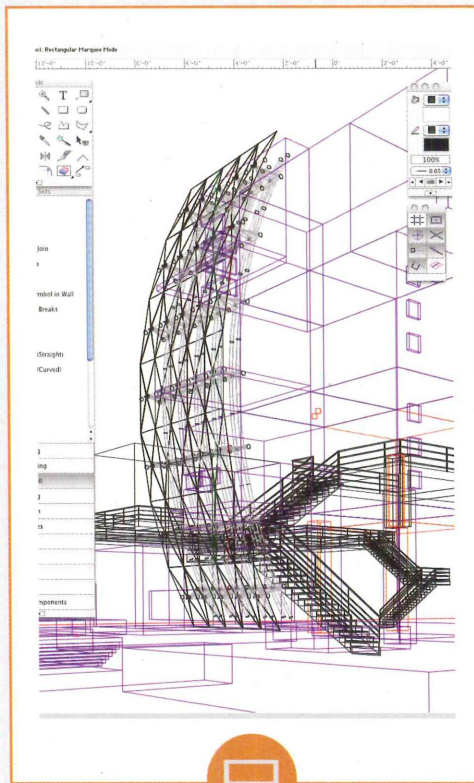
CIRCLE 88




# VECTORWORKS: FROM SKETCH TO BIM



IMAGINE



DESIGN



CREATE

TRANSFORM A SKETCH INTO A BUILDING INFORMATION MODEL (BIM) USING VECTORWORKS

Visit us at [vectorworks.net/sketchtoBIM](http://vectorworks.net/sketchtoBIM) to follow the process



AIA 2013  
June 20-22 | Denver  
Booth 3707

Nemetschek Vectorworks is a proud sponsor of the  
Architectural Record Cocktail Napkin Sketch Contest

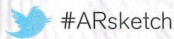
FIVE INCHES

# ARCHITECTURAL RECORD

## Cocktail Napkin Sketch Contest 2013

# OFFICIAL ENTRY FORM

DEADLINE: June 28, 2013  
ENTER NOW



### CALL FOR ENTRIES

If you are a licensed architect or related professional who practices in the United States, you can enter this remarkable contest.

All you need is a white cocktail napkin and pen to demonstrate that the art of the sketch is still alive. Two grand prize winning submissions will be published in the September issue of *Architectural Record* and winners will receive a box of napkins with their sketch printed on it.

Winners and finalists will be seen in the online Cocktail Napkin Sketch Gallery.

### HOW TO ENTER:

- For your cocktail napkin sketch, think about unleashing your creative genius within about 20 minutes.
- Sketches should be architecture-oriented and drawn specifically for this competition.
- Create a sketch on a 5-inch-by-5-inch white paper cocktail napkin.
- Use ink or ballpoint pen.
- Include the registration form below or from the website.
- You may submit up to 6 cocktail napkin sketches, but each one should be numbered on the back and include your name.
- All materials must be postmarked no later than June 28, 2013.

FIVE INCHES

## TWO Grand Prize WINNERS!

For more information and official rules visit:  
[www.architecturalrecord.com/call4entries](http://www.architecturalrecord.com/call4entries)

#### Founding sponsor



#### Supporting sponsor



#### SEND ALL SUBMISSIONS IN ONE ENVELOPE TO:

Cocktail Napkin  
Sketch Contest  
Architectural Record  
Two Penn Plaza, 9th Floor  
New York, NY 10121-2298

For more information,  
email: [ARCallforEntries@mcgraw-hill.com](mailto:ARCallforEntries@mcgraw-hill.com)  
with the subject line: Cocktail Napkin

NAME OF ARCHITECT

FIRM

ADDRESS

NUMBER OF YEARS IN PRACTICE

TELEPHONE

EMAIL

#### What is your job function? (check one)

ARCHITECT

DESIGNER

FACILITIES MANAGER

SPECIFICATION WRITER

CONTRACTOR

OTHER

Are you registered?

YES  NO

Are you an AIA member?

YES  NO

When you register for the contest, your personal contact information provided on the registration form is added to an electronic mailing list so that we can select the winner. We may share the data collected about entrants with other units within The McGraw-Hill Companies and with companies whose products or services we feel may be of interest to you.


For more information on McGraw-Hill Construction's privacy policy see: [www.construction.com/privacypolicy.asp](http://www.construction.com/privacypolicy.asp)

*The winning designs may be used for promotional purposes.*

# ARCHITECTURAL

## Design Award Winners

Selected by a jury of the world's leading architects, the Western Red Cedar Architectural Design Awards recognizes outstanding design use of a unique, versatile and truly beautiful building material: western red cedar.




**HONOR**

Tahoe City Transit Center  
Sherman Wright, WRNS Studio



**MERIT**

SEMA4  
Brian Church Architecture



**MERIT**

Sandy High School  
Dull Olson Weekes - IBI Group Architects Inc.




**MERIT**

CUC Admin Campus Center  
LTL Architects



**MERIT**


Jungers Culinary Center  
Yost Grube Hall Architecture



**HONORABLE MENTION**

Local Church of the Saints  
C.Y. Lee Architect Inc.

WESTERN RED CEDAR LUMBER ASSOCIATION



### ABOUT WESTERN RED CEDAR

Western red cedar is nature's most remarkable building material. Distinctive, stable and durable, it is also renewable and sustainable, 100% carbon neutral, and has a very benign environmental impact.


### WESTERN RED CEDAR LUMBER ASSOCIATION (WRCLA)

The WRCLA is a non-profit organization founded in 1954 that seeks to inspire, inform and instruct the architectural community and discerning consumers about western red cedar.

Visit [realcedar.org](http://realcedar.org) or call 1 866-778-9096 for more information.

**See us at the AIA Show – Booth #1742**

ALPOLIC MEANS BUSINESS.



Here's the bottom line: how your customers and clients view you is crucial to the success of your business. And here's some good news: ALPOLIC aluminum and metal composite panels combine beauty with sustainability, phenomenal strength, lightness, and durability to provide a wealth of cost-competitive, easily fabricated possibilities to architects and designers of commercial facilities. Our large range of innovative finishes will make sure your business is dressed for success. **For more information and to access our new Continuing Education course, visit us at [www.alpolic-northamerica.com/case-studies](http://www.alpolic-northamerica.com/case-studies).**


ALPOLIC®  
ALPOLIC®/fr  
MATERIALS

MITSUBISHI PLASTICS COMPOSITES AMERICA, INC.



©2013 Mitsubishi Plastics Composites America, Inc. All Rights Reserved. ALPOLIC® is a registered trademark of Mitsubishi Plastics, Inc. LUMIFLON® is a registered trademark of Asahi Glass Co., Ltd.


# Johnsonite®



## NATURALLY SUSTAINABLE. THAT'S IT, IN A NUTSHELL.

{ *Oh, and an oyster shell too.* }

Walnut and oyster shells. They're two of the bio-based materials in Ecolibrium®, our new wall base made from naturally renewable ingredients. Thanks to an innovative, patent-pending formulation, Ecolibrium is phthalate- and PVC-free. It's our most sustainable wall base yet. And, it's one more way Tarkett® helps you balance your flooring and accessories choices.



To learn more, call 1.800.899.8916  
or visit [tarkettna.com/InANutshell](http://tarkettna.com/InANutshell).



THE ULTIMATE  
FLOORING EXPERIENCE

CIRCLE 45

DAILY UPDATES  
archrecord.com/news  
twitter.com/archrecord

# perspective **news**

**I consider I was born when I built this building.**

—Phyllis Lambert in an April 3 interview in the New York Times about her book *Building Seagram* (Yale University Press), which was released last month

## Second Time Around: Will Scott Brown Get Her Pritzker?

BY WENDY MOONAN




Denise Scott Brown in front of the Provincial Capitol Building in Toulouse, France. Designed by Venturi, Scott Brown and Associates, it was completed in 1999.

AS OF April 15, 8,500 people had signed an online petition demanding that Denise Scott Brown be given a retroactive Pritzker Architecture Prize as the equal partner and collaborator of her husband, Robert Venturi, who won the prize in 1991. Scott Brown says she is “thrilled” about the petition, which was launched in March by two students at Harvard Graduate School of Design (GSD), Caroline James and Arielle Assouline-Lichten, a few weeks after they read that Scott Brown had told the *Architects’ Journal* in London that she deserved her own Pritzker. The petition was delivered to Martha Thorne, the executive director of the Pritzker Prize. In an interview, Scott Brown asked philosophically: “I am a prize loser, but which of the prize winners could have been the cause of a petition signed by more than 8,500 people?”

Should Scott Brown be given the prize retroactively? Those who signed the petition say an emphatic yes. So did several architects interviewed for this article. Traditionally, the Pritzker Prize has been awarded to only one person, almost always a man. Very few women have served as jurors. The Pritzker’s mission is “to honor a living architect whose built work demonstrates a combination of those (*continued*)

## London’s New National Theatre Pop-Up Puts On a Show of Its Own

**DESIGNED BY** Denys Lasdun and Peter Softley in a Brutalist-Corbusian mash-up, London’s National Theatre opened in 1976 on the South Bank. Since April, a campus addition has turned commuters’ heads as they cross the Waterloo Bridge: British architecture firm Haworth Tompkins designed an enigmatic temporary venue clad in rough-sawn, red-painted wood, a nod to the theater’s board-formed concrete. Four chimneys protrude from the roof of the square, windowless volume and are key to its low-energy profile: they exploit the stack effect in order to naturally ventilate the 225-seat auditorium inside. The architects have been at work for five years on the National Theatre’s master plan. The steel-frame Shed, as the new venue is called, allows it to maintain three theaters while one, the Cottesloe, is closed for redevelopment for a year. “The theater is a really important building, and we can do things on a temporary basis that we could never do permanently,” says architect Paddy Dillon. “We can experiment, have fun, and explore. It’s been a real luxury.” *Laura Raskin*



Though the Shed will be razed in a year and most of the materials recycled, architect Paddy Dillon says it has become a prototype for future energy-efficient, “light-touch” buildings.

For the complete story, visit [architecturalrecord.com/news](http://architecturalrecord.com/news).

(Scott Brown continued)

qualities of talent, vision and commitment which has produced consistent and significant contributions to humanity and the built environment through the art of architecture." Of the 38 prizes awarded since 1979, only two women have won: Zaha Hadid in 2004 and Kazuyo Sejima in 2010, the latter with her partner, Ryue Nishizawa, of SANAA. The only other architects who have won as a partnership are Jacques Herzog and Pierre de Meuron. Last year the jury awarded the prize solely to Wang Shu, even though he works with his architect wife and partner, Lu Wenyu. (Wang has signed the petition.)

Clearly, the prize criteria are inconsistent, particularly at a time when more and more young architects are engaged in collaborative practices that no longer even go by the names of the principals. When Venturi accepted the prize, Scott Brown refused to attend the ceremony. Few members of the 1991 jury are still alive, and one of them, Lord Jacob Rothschild, refuses to be interviewed. Another, Kevin Roche, of Kevin Roche John Dinkeloo and Associates, is not at all contrite about his vote. "I was the one who proposed Bob and pushed him," Roche recalls. "It was more about his writing [referring to *Complexity and*

*Contradiction in Architecture*, Venturi's book from 1966] and thinking than about his actual work. Denise's name really never came up. At the time the ground rules were that the prize would be given to one person."

But times have changed. "The starchitect model is outmoded; there is not one lone genius handing down all the ideas in any practice," says Peggy Deamer, a New York architect who also teaches at the Yale School of Architecture. "There are many, many examples of partnerships where it's impossible to disengage one partner's work from the other."

The online petition could also be seen as a feminist fist pump, attempting to right a perceived wrong and show that women architects need to step out of the shadows of their male counterparts, whether married to them or not. In 2002, architect Beverly Willis established the Beverly Willis Architecture Foundation in New York to "expand knowledge about women's contribution to the built environment." "I worked my ass off for 35 years and finally realized that just because I was a woman, there was no way my legacy would ever be known," she says. "I want to get women architects into the history books and change the culture of architecture."

One former Pritzker juror said, "Don't discount the negative role that prickly personalities play." Most could not be reached. Thorne responded via e-mail: "The Laureate is chosen annually by a panel of independent jurors. Those jurors change over the years so this presents us with an unusual situation. The most that we can say at this point is that I will refer this important matter to the current jury at their next meeting." To which Scott Brown says, "I suggested the inclusion ceremony to Martha Thorne three years ago."

Former Pritzker Prize winners who have already signed the GSD petition include Venturi, Hadid, Herzog & de Meuron, and Rem Koolhaas. Other prominent architects who have added their names to the list include Toshiko Mori, Frances Halsband, Deamer, Deborah Berke, Hani Rashid, Farshid Moussavi, and Jeanne Gang. Will Scott Brown finally get the award? "Are the Pritzkers just going to remain silent?" asks Laurie Hawkinson, a New York architect and partner with Henry Smith-Miller. "What's wrong with recognizing partners in architecture? Someone has to stand up and say, 'The buck stops here.' The Pritzker is considered top of the pile. The jury should be setting an example and reflecting the world as it is today." ■

# Designs that are Top Shelf!

Fans of elegant, modern design are sure to love these sleek shelf supports!

**SH15** - A simple and classic design. Brackets slide anywhere onto track and lock into place. 8" length, 1/4" wide and 1 1/4" deep. Capacity: 200 lbs for 2 brackets 24" to 30" apart. Satin Aluminum.



**SH16** - Sleek, strong and stunning - these extruded aluminum shelves have an attractive serrated finish and are the perfect compliment to a modern home or office. Various bracket and shelf widths available. Satin Aluminum.



"FINE ARCHITECTURAL HARDWARE FOR YOUR FINE FURNITURE"®

**MOCKETT**  
DOUG MOCKETT & COMPANY, INC

www.mockett.com • 800-523-1269

CIRCLE 32



LIGHT, TEMPERATURE AND VIEW. BALANCE ALL THREE WITH SOLARITY™ SOLAR SHADES.



Traditional blinds are all or nothing. If you want to block the sun's heat or glare, you have to block your view as well.

## **NEW!** Solarity™ Solar Shades

bring balance to this struggle by controlling light and temperature without sacrificing the view.

Achieve the perfect balance of light, temperature and view.  
Call 877.780.0034 or visit [inprocorp.com/clickeze](http://inprocorp.com/clickeze).

**INPRO** **CLICKEZE** PRIVACY SYSTEMS  
A Division of InPro Corporation®

877.780.0034 | [inprocorp.com/clickeze](http://inprocorp.com/clickeze) | Find us on [Linked in](#)

CIRCLE 65

© 2013 InPro Corporation

## RECORD Honors Patrons and Designers at AAF Gala

"STEVE SAID that he was at the nexus of art and science," said Peter Bohlin, referring to the late Steve Jobs, the Apple founder and his most famous client. "We are at the nexus of people and places." Bohlin used the analogy to explain the success of the Apple stores designed by his firm, Bohlin Cywinski Jackson, after receiving ARCHITECTURAL RECORD's Good Design Is Good Business Lifetime Achievement Award at the American Architectural Foundation's (AAF) Accent on Architecture gala on March 22.

He was one of three honorees at the event, which packed the Andrew W. Mellon Auditorium in Washington, D.C. While Bohlin won for his firm's designs, real-estate developer Gerald Hines accepted RECORD's lifetime-achievement award on behalf of his eponymous company's patronage of architecture. The AAF conferred its own Joseph P. Riley Jr. Award for Leadership



Left to right: AAF president Ron Bogle, Oklahoma City Mayor Mick Cornett, developer Gerald Hines, architect Peter Bohlin, and RECORD editor in chief Cathleen McGuigan.

in Urban Design on Oklahoma City Mayor Mick Cornett.

After presenting Bohlin with his award, RECORD editor in chief Cathleen McGuigan asked him in an onstage interview about working with Jobs. He related his work on the Pixar building in Emeryville, California, completed a little more than a decade ago, to the nearly 20 (and counting) Apple stores his firm went

on to design. "Jobs was certainly fully involved in the early years, and we found the right solutions together," said Bohlin. "As time went on, he trusted us more and more."


RECORD's other honoree is familiar with reshaping skylines. "Long before anyone coined the word 'starchitect,' Gerald Hines understood that good design added value to commercial real estate," said McGuigan. From Philip Johnson and John Burgee's 1976 Pennzoil Place in Houston

to the Norman Foster-planned CityCenterDC taking shape a few blocks from the event, Hines's company has long hired prominent designers for ambitious projects. "Great design is helpful, but what it really meant to us was that we could be a very major symbol in a city," he said. "If we can achieve that, then we're going to be the last to lose a tenant and the first to gain one." ■

NORDIC X-LAM

## WHEN WOOD REPLACES STEEL AND CONCRETE

The solid wood X-LAM panels are a substitute for concrete and steel in the structural and finishing aspects of your buildings. Their bi-directional composition allows for extraordinary dimensional stability. Furthermore, assembly is simplified and delays on your construction site are considerably lessened due to the substantial dimensions of the panels. As a 100% renewable resource with a reduced carbon footprint, X-LAM allows you to build as you please!



**X-LAM**  
Solid. Sustainable. Efficient.

Our wood products come from well-managed forests



Learn about the advantages of wood

[www.nordicewp.com](http://www.nordicewp.com)

CIRCLE 12

1 866 817-3418



---

# THE GLASS

DOESN'T JUST COMPLETE

# THE BUILDING.

---

IT COMPLETES

---

# YOUR VISION.

---




VIRACON®

800.533.2080

GLASS@VIRACON.COM

VIRACON.COM

CIRCLE 35



City Creek Fountains


WHEN EXCELLENCE IS EXPECTED,  
TRUST YOUR PROJECT TO

**KEPCO+**  
Architectural Cladding Systems

*Natural Stone Specialists*

In our 28 year history,  
we've designed, managed, and/or installed  
diverse natural stone exteriors,  
interiors, sitework, & water features for  
commercial projects nationwide.

From inspiration through installation,  
our talented team of experts is ready to assist  
with your next project's natural stone needs.



City Creek Cascade

## CITY CREEK CENTER SALT LAKE CITY, UTAH


International Property Award's 2012 Best Retail Development  
in the Americas & Top 3 in the World

City Creek Center Water Features  
2013 Coverings Installation & Design Award -  
Commercial Stone Category

Stone Types: Prairie Brown Granite, Masabi Black Granite,  
Mountain Valley Sandstone, & Mountain Blend Sandstone

Visit our website to learn more about this project  
as well as our other projects and services.

[WWW.KEPCOPLUS.COM](http://WWW.KEPCOPLUS.COM)



# Starchitects Face Off in New Film

BY LAURA MIRVISS

**JEAN NOUVEL** may have regretted letting the cameras roll as he asked his staff, through gritted teeth, if their painstaking design for a new art museum was meant for pigeons. It was one of his milder moments in a new documentary film about architecture competitions.

*The Competition* features the offices of five starchitects—Frank Gehry, Dominique Perrault, Zaha Hadid, Norman Foster, and Nouvel—as they fight to win the commission for the first National Museum of Art in Andorra, a tiny country of fewer than 100,000 people sandwiched between Spain and France in the Pyrenees. Shot in 2009 by a team of Spanish architects turned novice moviemakers, the film is in its late editing stages and has been publicly shown three times—once in Spain and twice in the U.S. this spring. It offers a rare and comical look at the inner workings of some of the most prestigious firms in the business and sheds light on the ways starchitects carefully curate their public images.



Frank Gehry looks over models before his presentation.

Madrid-based architect Angel Borrego Cubero, who has spent the last five years working on the film, was slogging through his own competition in 2007 when he decided that his next project would be a commentary on the intense pressure of those events. Late that year he got a small grant from a visual-arts center in Spain to start filming a documentary. After six months of searching, he heard about a restricted competition in Andorra

open to Pritzker Prize winners or those with similar honors.


The Andorra government welcomed the publicity, Cubero says. It updated the design brief with the stipulation that the firms offer unrestricted access to a film crew, which would also record the final jury presentations. Cubero hired a crew of five young Spanish architects and gave them a monthlong crash course in filmmaking. The plan was for one crew member to spend three months at each of the five offices.

But that turned out to be wishful thinking. “It ended up being a power struggle,” says Cubero. Foster backed out of the competition completely

before filming started.


While the cameraman at Nouvel’s office had full access, the other architects were more restrictive. One crew member was in Los Angeles for nearly two months before he was granted a one-hour interview with Gehry—the only time he was allowed to set foot in the office. Perrault was more generous, allowing the filmmakers to record the progression of an ever-evolving design by two of the architect’s

# Start-to-Finish Project Solutions



## ALUMINUM COMPOSITE PANELS & INSTALLATION SYSTEMS

- **Endless Design Choices:** Mix and match colors and finishes for ultimate design flexibility
- **Multiple Installation Options:** Select the system that maximizes your project design and budget
- **Turnkey Solutions:** Let us help you with your take-offs, shop drawings, and project details



OMEGA PANEL PRODUCTS  $\Omega$   
**LAMINATORS INC.**

STOP BY AND SEE US!  
**AIA Booth #1109**

CIRCLE 15

Call 1-877-OMEGA77 or visit [LaminatorsInc.com](http://LaminatorsInc.com) to learn more.

young Japanese staffers, who proposed a building resembling a person making the “Y” motion in the YMCA dance. Hadid, who is virtually absent from the film, sent an envoy to present to the jury because of a scheduling

granted access to all jury presentations, where delivery tactics ranged from the professorial to the theatrical. Gehry, wearing all black, had more than a dozen models, largely stacks of wood blocks and stones in different configura-

why it’s the inspiration for the whole project. “It’s the most original thing I’ve seen in years,” a jury member tells him. As they clear out after the presentation, one Gehry staffer yells, “Get the critical model out before someone from Zaha’s sees it!”



Left: Jean Nouvel criticizes a design for a museum in Andorra. Right: Dominique Perrault (with hand up) presents his scheme to the jury.




conflict. She granted access only to group meetings with engineering consultants, who met regularly in a tiny conference room with magenta chairs. “In the end, Nouvel was the most courageous,” says Cubero.

Despite the hiccups, the filmmakers were

tions. “We had many more, but we didn’t bring them,” he says in the film, going on to explain that he hates doing competitions because you can’t have a back-and-forth with the client. He passes around a sample of aerated aluminum for the jury members to touch as he explains

enthusiastically: “It looks a bit like *Star Wars*.”

To date, none of the architects has seen the movie, and Cubero plans to keep things that way until it’s finished and ready for release. If you want to know who won the competition, you’ll have to watch the film. ■



**THE WORLD’S FINEST SLIDING DOOR HARDWARE**  
AS WELL AS ROLLING LIBRARY LADDERS, HAND CRAFTED IN GERMANY  
AVAILABLE THROUGH SPECIALTY DOORS



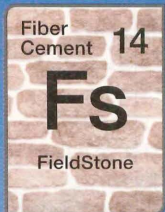

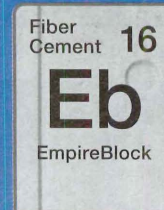
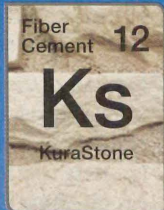

**MWE**<sup>®</sup>  
Edelstahlmanufaktur GmbH  
MADE IN GERMANY

CIRCLE 68

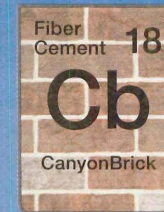
SPECIALTY DOORS 866-815-8151  
WWW.BARNDORHARDWARE.COM  
WWW.MODERNSTAINLESSLADDERS.COM



*this isn't* fiber cement *as you know it,*  
*this is* the Element *of* Surprise



We've taken fiber cement way beyond lap siding. The common perceptions of fiber cement have been far too limited for far too long... we're determined to change those perceptions. Nichiha offers a true fiber cement drained and back ventilated rainscreen system engineered to stand up to the rigors of a commercial application. Our hidden fasteners, varied textures and virtually limitless color palette has people believing that Nichiha fiber cement is more than a building material... **it's an element of surprise.**



Gateway Rehabilitation Center  
 Architectural Firm: Brian Addis Architects  
 Product: Illumination Series



[nichiha.com/elementofsurprise](http://nichiha.com/elementofsurprise)

© 2013 NICHIIHA USA, INC.

The power of possibilities



## [ NEWSMAKER ]

**Cecilia Alemani**

High Line and Frieze Curator

BY WILLIAM HANLEY

CECILIA ALEMANI'S favorite work of public art is Maurizio Cattelan's massive statue of a hand that stands in front of the stock exchange in her native Milan, with every digit



severed but an insouciant middle finger. While Alemani enjoys the provocation, she mostly admires the way it confounds expectations about what public art should be.

As the director and curator of High Line Art, she brings that spirit of disruption to the elevated New York City park designed by James Corner Field Operations (with Diller Scofidio + Renfro). Since taking the job in 2011, Alemani has exhibited a pickup truck with a brick-filled bed and artist-designed billboards that riff on commercial imagery, among many other works along the park's route. This season a new exhibition, titled *Busted*, shows artists tweaking the tropes of monumental portrait sculpture. As the show opens, Alemani is also reprising her role as curator of Frieze Projects, programming presented alongside the Frieze Art Fair. Begun in London 11 years ago, Frieze has its second turn in New York from May 10 to 13. Once again, it will occupy a 1,500-foot-long tent designed by Brooklyn architecture firm SO-IL, pitched on Randall's Island, a grassy stretch in the East River.

**The Frieze fair will shift the New York art world's center of gravity to an out-of-the-way island for a few days. How does your programming respond to that?**

This year, we're showing work by five artists. They're all pretty young and almost all female. The idea is to highlight the communal spaces that people create out there—we want to emphasize squares, plazas, and benches. Andra Ursuta is even creating a cemetery for

perspective **news**

art. Andra says when she grew up in Romania the only way she saw art was traveling to visit churches. In a way, that's similar to what you do when you take a ferry to Frieze: you go on a pilgrimage.

**The High Line draws a much wider audience than just art pilgrims. How is it different?**

Last year we had 4.4 million visitors, so it's definitely about creating a dialogue with an audience that is not an art audience. Visitors don't expect to see art. They encounter it, and the encounter could be disturbing. It could be pleasant. It takes them by surprise. The architectural and horticultural side of the High Line is so perfect, I see the art as an intervention to disrupt the beauty.

**How do you determine where to intervene?**

I just invite artists to come and take a walk with me. I want to see an artist's take on something that shapes a location, something that breaks it or makes it even better. We use the city as a pedestal, but the tricky thing is, the landscape and the cityscape changes every week—you walk by one day, and wow, that building went up five more stories.

**The High Line has been criticized for contributing to skyrocketing development in nearby neighborhoods. How do you respond?**

It's easy to blame the High Line, but galleries moved into Chelsea in the 1990s, and that was already part of its gentrification. The



Alemani has organized a series of installations, talks, and other programming for the Frieze Art Fair in New York, held in a snaking tent designed by SO-IL.

High Line could have been torn down and you would just have more buildings, but now it's a free public amenity.

**How will the High Line's third phase and Hudson Yards development affect your work?**

I'm excited, because half of section three will be renovated like the rest of the park, but half will be left wild. There I could see big monumental sculptures, but I really don't have any idea yet. I usually just go to an artist I like, and I'm usually pleasantly surprised. ■

**noted****Arcosanti Architect Paolo Soleri Dies at 93**

Paolo Soleri, the iconoclastic architect and urban theorist and one of the last living students of Frank Lloyd Wright, died on April 9 at 93. Born in 1919 in Turin, Italy, Soleri was best known for Arcosanti, his "urban laboratory" on a mesa in central Arizona.

**Weiss/Manfredi to Design Kent State Design School**

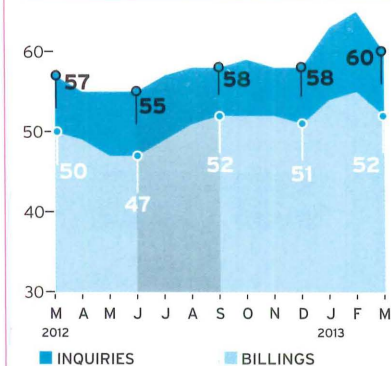
Kent State University in Ohio announced in late March that it has chosen Weiss/Manfredi's concept—three-tiered, rectangular glass volumes—for the College of Architecture and Environmental Design. The New York-based firm was selected from a preliminary list of 30 international firms.

**12 Firms Short-Listed for New Nobel Foundation Home**

The short list for a new Nobel Center at Blasieholmen, a small peninsula in Stockholm, includes OMA, Herzog & de Meuron, BIG, SANAA, Snøhetta, and David Chipperfield. The building will house a museum, education and research facilities, an event space, a restaurant, café, and shop.

**Architects to Reimagine Madison Square Garden**

As the New York City Planning Commission debates Madison Square Garden's future above Penn Station, the Municipal Art Society has asked Diller Scofidio + Renfro, Santiago Calatrava, SHO P Architects, and Skidmore, Owings & Merrill to present, on May 29, ideas for reenvisioning both.

**Growth Eases, ABI Still Up**

Though the March Architecture Billings Index (ABI) score of 51.9 reflects a continued demand for design services, the drop from February's score of 54.9 signals that "the recovery has been uneven across the major construction sectors," said AIA chief economist Kermit Baker, and that therefore the pace of growth has eased.



# Hidden in Plain Sight

Clear fire rated solutions that blend seamlessly





Products: SuperLite II-XL 60 in GPX Framing  
Project: CCTC Health Sciences Building (Sumter, SC)  
Architect: LS3P Associates      Glazier: Charlotte Glass



# SAFTI FIRST™

FIRE RATED GLAZING SOLUTIONS

888.653.3333  
[www.safti.com/ar](http://www.safti.com/ar)



## It's 3 am. No one's working. So why are your lights?

Only Acuity Brands provides you with advanced LED lighting seamlessly integrated with digital controls. This enables your lighting to be on when you need it – and off when you don't – reducing energy consumption 24 hours a day.

Visit [www.acuitybrands.com/integration](http://www.acuitybrands.com/integration) to learn more.

SMART + SIMPLE LIGHTING SOLUTIONS

© 2013 Acuity Brands Lighting, Inc. All rights reserved.

**AcuityBrands.**

Expanding the boundaries of lighting™

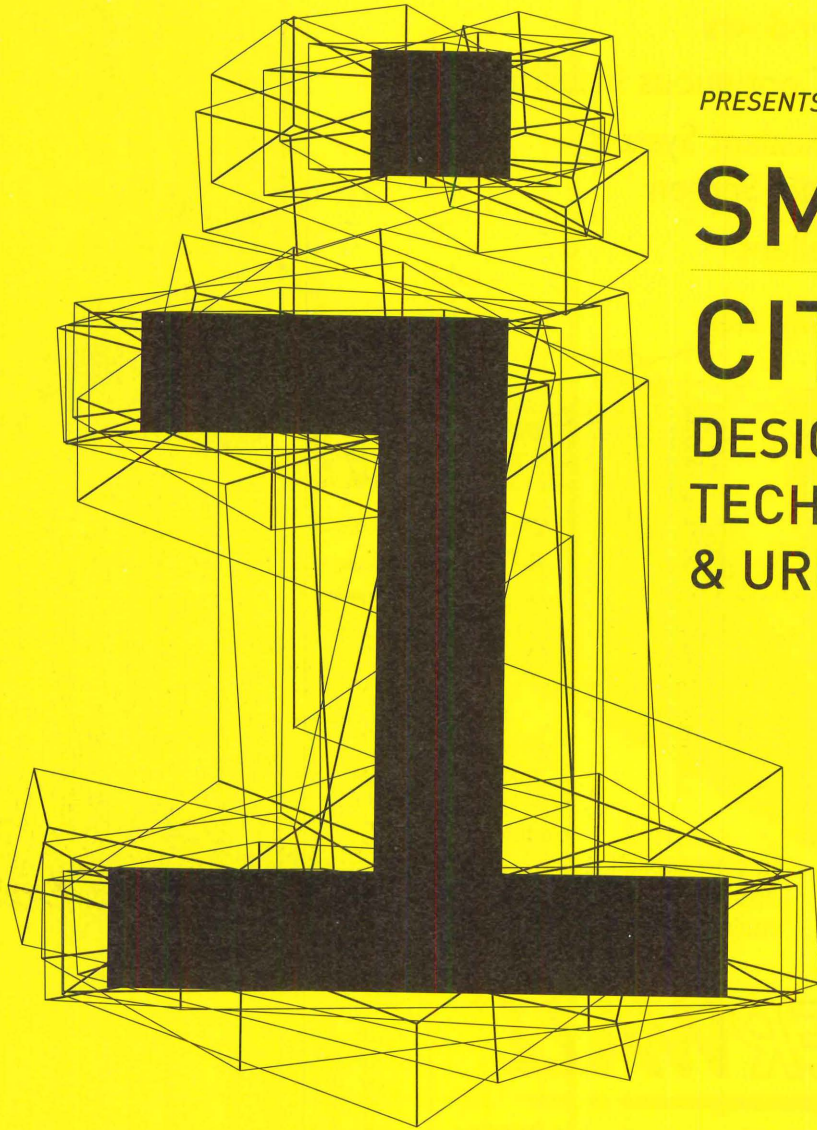


Attending 2013 AIA Expo? Earn your learning units at the Acuity Brands Learning Lounge.

ARCHITECTURAL  
RECORD

# INNOVATION CONFERENCE 2013

REGISTER NOW & SAVE | 800.371.3238 | RECORDINNOVATION.COM



PRESENTS:

## SMART CITIES: DESIGN TECHNOLOGY & URBAN LIFE

TOPICS INCLUDE:

- How Digital Technology is Shaping Architecture and Public Space
- Information Democratization and its Effect on Design
- Data Mining for Planning Smart Cities and Intelligent Buildings
- 3D Fabrication and the Return of Craft

OCTOBER 3 | NEW YORK CITY

Key Corporate Sponsors

 MechoSystems  
Design with light®

reTHINK  
WOOD

Product Gallery Sponsors

 DURAVIT  SCHOTT  
glass made of ideas

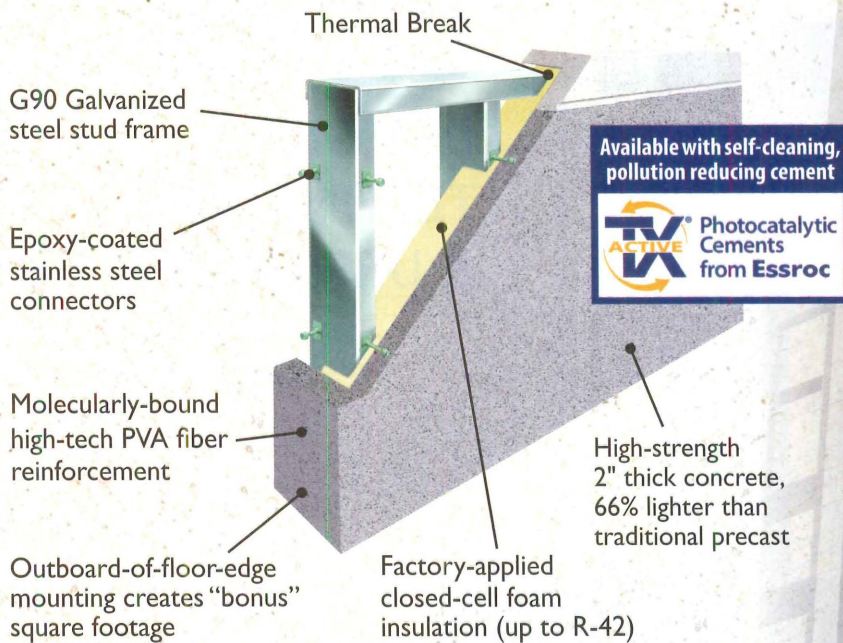
 MCGRAW HILL  
CONSTRUCTION  
MCGRAW HILL FINANCIAL

**Hilton Garden Inn**  
Montreal, Canada  
Architect:  
**Geiger & Huot**  
Precaster:  
**BPDL**

# NOW: One Call Building Envelope Responsibility

## No Moisture Intrusion - Guaranteed!

- Factory-Installed Windows
- Closed-Cell Foam, Continuous Insulation
- H2Out™ Advanced Sealant System in the Caulk Joint Rain Screen
- Integral Water Repellent



## **SLENDERWALL®**

*Award winning performance-oriented, exterior precast cladding contributing up to 28 LEED points with over 2 million sq. ft. installed*

**See our portfolio of projects online...**  
**[www.slenderwall.com](http://www.slenderwall.com) • 1.800.547.4045**



SLENDERWALL® is a product of Easi-Set® Worldwide, a licensor of precast products, with nearly 70 licensed producers in 41 states and 8 countries. A subsidiary of publicly traded Smith-Midland, Delaware [SMID.OB] ©2013 ARD513

ROCKY MOUNTAIN®

H A R D W A R E



HAND-CAST HERITAGE. Highly skilled artisans use the time-honored technique of sand casting to create our collection. Variations in the sand lend individual character to each piece.

DOOR WINDOW CABINET LIGHTING  
PLUMBING TILE HOSPITALITY CUSTOM

10 patinas to choose from. 90% post-consumer recycled materials. Handmade in the USA.

888 552 9497  
[rockymountainhardware.com](http://rockymountainhardware.com)

CIRCLE 87

# **THE REFLECTIVE SERIES**

**CHANGING THE WAY YOU THINK ABOUT  
ARCHITECTURAL CONCRETE MASONRY**

For more information on our complete line of  
Architectural Concrete Masonry or to locate a  
dealer near you please contact us at  
800-234-8970 or visit our website

[www.edillon.com](http://www.edillon.com)

CIRCLE 37

**EDILLON**  
COMPANY





El Dorado High School, El Dorado, AR | Architect: CADM Architecture | Photo: W.I. Bell, courtesy of WoodWorks

## Wood Costs Less and Delivers More

El Dorado High School was one of the first schools in Arkansas to reconsider building materials and systems, following a 2009 policy change allowing wood in school construction. By switching from steel and masonry to wood framing, the project team saved \$2.7 million and created a safe and comfortable learning environment.

Learn more about the economic and environmental benefits of building with wood.

Visit [www.rethinkwood.com](http://www.rethinkwood.com).



**Cost savings:**  
\$2.7 million



**Volume of wood used:**  
4,340 cubic meters/  
153,265 cubic feet



**U.S. and Canadian forests  
grow this much wood in:**  
13 minutes



**Carbon stored in the wood:**  
3,660 metric tons of CO<sub>2</sub>



**Avoided greenhouse  
gas emissions:**  
7,780 metric tons of CO<sub>2</sub>



**Total potential carbon benefit:**  
11,440 metric tons of CO<sub>2</sub>

**EQUIVALENT TO: \***



2,100 cars off the road for a year



Energy to operate a home for  
970 years

\* Source: U.S. EPA

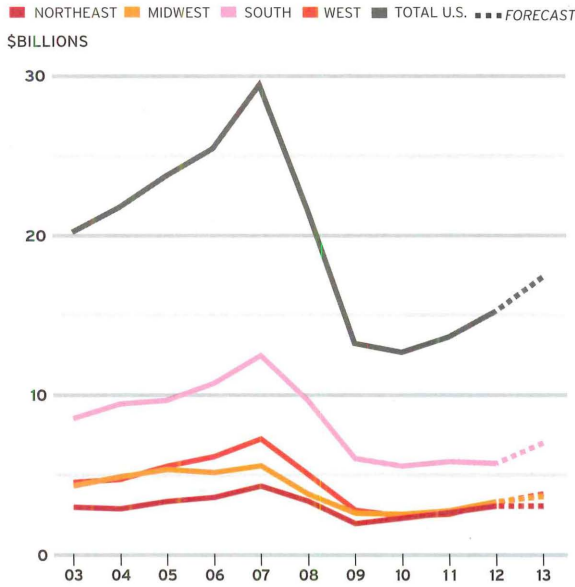
# MARKET FOCUS

## RETAIL

The retail sector is slowly improving after taking a sharp hit during the recession. New York City, in particular, has been a hub of activity, with several high-profile renovation and new-construction projects.

### Retail Starts by Region

In addition to U.S. total and 2013 forecast figures



### Top Metro-Area Markets

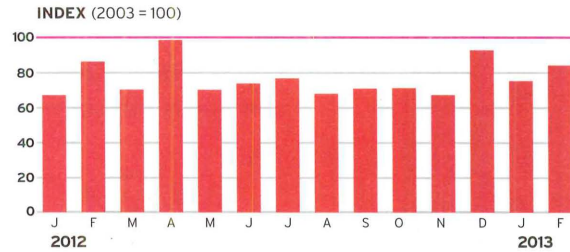
Ranked by total retail construction starts 1/2012 through 2/2013

| Rank | Region         | \$Millions |
|------|----------------|------------|
| 1    | NEW YORK CITY  | 1,764      |
| 2    | CHICAGO        | 651        |
| 3    | DALLAS         | 494        |
| 4    | WASHINGTON, DC | 459        |
| 5    | LAS VEGAS      | 429        |



Alchemist, Miami; Rene Gonzalez Architect (page 132)

### The Dodge Index for Retail Construction 1/2012-2/2013



The index is based on seasonally adjusted data for U.S. retail construction. The average dollar value of projects in 2003 serves as the index baseline.

### Top 5 Design Firms

Ranked by retail construction starts 1/2011 through 2/2013

- BRR Architecture**
- Raymond Harris and Associates**
- SGA Design Group**
- MulvannyG2 Architecture**
- Perkowitz + Ruth Architects**

### Top 5 Projects

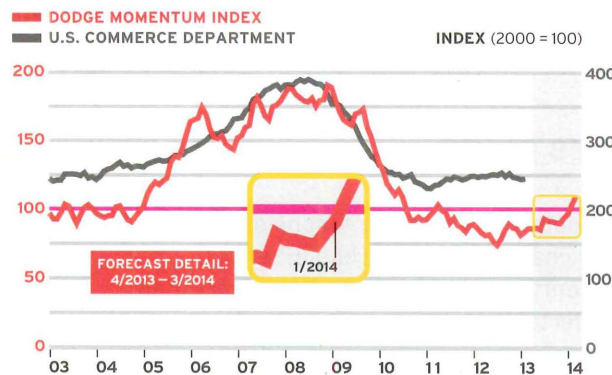
Ranked by retail construction starts 3/2012 through 2/2013

- \$400 MILLION**  
PROJECT: Macy's Herald Square Renovation  
ARCHITECTS: Studio V Architecture, Highland Associates, Charles Sparks + Company, Kevin Kennon Architects  
LOCATION: New York City
- \$250 MILLION**  
PROJECT: World Financial Center Winter Garden Renovation  
ARCHITECTS: Spector Group, Pelli Clarke Pelli Architects, Omniplan, Morrison Dilworth + Walls, AvroKO, BCV Architects  
LOCATION: New York City
- \$105 MILLION**  
PROJECT: Mall at Bay Plaza  
ARCHITECT: Altoon Partners  
LOCATION: Bronx, NY
- \$101 MILLION**  
PROJECT: City Point, Phase II  
ARCHITECTS: CookFox Architects, SLCE Architects  
LOCATION: Brooklyn, NY
- \$91 MILLION**  
PROJECT: Brickell CityCentre  
ARCHITECT: Arquitectonica  
LOCATION: Miami

## MOMENTUM INDEX SUSTAINS UPWARD TREND

In March, the Dodge Momentum Index rose 5.9%, to 109.4. The increase, the fourth in a row, indicates that owners and developers see an improved climate for construction.

The Dodge Momentum Index is a leading indicator of construction spending. The information is derived from first-issued planning reports in McGraw-Hill Construction's Dodge Reports database. The data leads the U.S. Commerce Department's nonresidential spending by a full year. In the graph to the right, the index has been shifted forward 12 months to reflect its relationship with the commerce data.





**ERA® LANTERN LED**

This is LED Site Lighting Perfection.  
This is Kim Lighting.



[www.kimlighting.com/products/era\\_lantern](http://www.kimlighting.com/products/era_lantern)



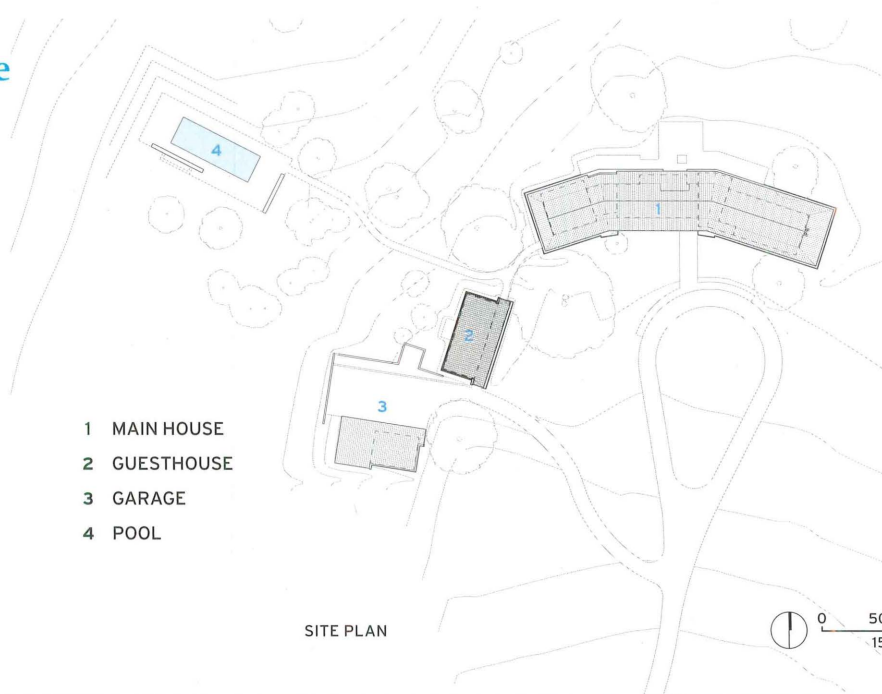
# A Client for All Seasons

Laura Bush took a lead role in the design of the new presidential library, as she did once before with the family ranch house.

BY INGRID SPENCER

## The George W. and Laura Bush Residence Crawford, Texas David Heymann, Architect

WITH THE George W. Bush Presidential Center by Robert A.M. Stern Architects opening in Dallas this month, it is worth taking a look at another architectural commission from "W." The rarely seen ranch house in Crawford, Texas, was designed by David Heymann of Austin in 1999. A vacation house, of course, is very different in scope and intent from a presidential library. But the two architects involved in each project agree that the principal client for both the house and the library was the former first lady, Laura Bush, who encouraged them to design to the highest environmental standards. She assumed her role as an architecture client easily: Laura Welch Bush had grown up in Midland, Texas, the daughter of a home builder. "I was surrounded by construction projects," she says, "and architectural plans were lying around our house all the time." Her father often moved the family into






the latest house he had built, giving the client-in-waiting much exposure to residential architecture.

The house at Prairie Chapel Ranch, the Bushes' 1,580-acre tract of land in Crawford (population 712), was dubbed the "Western White House" during Bush's two terms. About 100 miles northeast of Austin, the modest, well-engineered, modern dwelling sits comfortably in the Texas terrain. Despite the anemic environmental regulations that characterized the Bush presidency, back home the Bushes are patient stewards of their land, living in a house that is environmentally sustainable.

In 1998 a friend of the couple, Deedie Rose, a Dallas arts and architecture patron (her own house was designed by Antoine Predock), heard Heymann give a lecture at the University of Texas at Austin. Heymann, then associate dean of the undergraduate programs at UT's School of Architecture, talked about his environmental strategies. "Deedie later told me, 'I have your architect,'" says Laura Bush.

The Crawford residential complex comprises three separate structures totaling less than 4,000 square feet for the interior spaces. Heymann sited the main house, a narrow rectangle broken into an arc, on a slight crest with views to the north and a grove of live oaks to the west. He then placed a two-bedroom guest cottage and a garage southwest of the main house. The wood stud-framed house is clad in Lueders roughback limestone, quarried locally. "People usually wanted smoothly hewn limestone then," says Heymann, "so the roughback was considered waste. But the Bushes liked the idea of using a leftover material for the house." The limestone's insulative characteristics keep the house cool in summer and warm in winter, helped by its thickness: walls may be 16 inches deep to accommodate pocket screens for the steel-framed windows and doors.

Within the main house, 40-foot-wide, gang-nail trusses, spaced 2 feet apart, allow column-free living areas with deep



porch overhangs (typically 10 feet) on all sides. "President Bush asked if there could be accessibility to the outdoors from every room," says Heymann. "We went farther. To get from one room to another you go outside and then back in, sheltered by the deep porch." For strong prairie rains, a gutter wraps around the house at grade, collecting water through rocks and a mesh filter and depositing it in a 42,000-gallon underground cistern. The water is used to irrigate the plants around the house, along with treated gray- and blackwater from the sinks, showers, and toilets. A geothermal system heats and cools the dwelling. "The house is a true mediator between those who live there and the landscape," says Heymann. Although the Bushes now have a home in Dallas too, the Crawford ranch offers them a calm refuge, albeit with an ever-present Secret Service detail.

**SOOTHING TURF**  
Built in 1999, George W. and Laura Bush's ranch in Crawford became famous as the "Western White House." Yet the limestone-clad dwelling was not extensively published for security reasons. Deep overhangs (above) create porches on all sides that are accessible to open living spaces (top).

## The George W. Bush Presidential Center Robert A. M. Stern Architects

**THE GEORGE W.** Bush Presidential Center, designed by Robert A.M. Stern Architects and located on the campus of Southern Methodist University (SMU) in Dallas, does not reflect the colorful nature of the 43rd president's personality. Nor does it symbolically suggest the fact that Bush was the first president of the 21st century. Although the three-story brick-and-limestone building is the first presidential library to contain e-mails—some 200 million—its design is traditional, not contemporary. The 260,560-square-foot structure, which also houses galleries, a museum store, policy institute, restaurant, and 360-seat auditorium, succeeds best as a sedate and sustainable (LEED Platinum—



### STRIPPED CLASSICISM

The presidential center recalls the architecture of government buildings of the 1930s, including the monumental lobby (below). Visitors to the library and museum enter through the limestone north portico (above), while scholars enter the institute on the west (left).

certified) piece of abstracted classical architecture, meant to fit in with SMU's early-20th-century Georgian Revival buildings. Freedom Hall, the museum's central area, is topped by a 67-foot-high limestone-and-glass lantern that dramatically ushers in natural light by day and glows at night. Below the lantern, a 20-foot-high, 360-degree, high-definition LED screen displays changing digital artwork.


The exhibitions promise to keep us pondering, with interactive "What would you have done?" scenarios, historical objects, a re-created Oval Office, and an authentic, reassembled White House Situation Room. Yet the architecture might reveal more about the taste of former librarian and schoolteacher Laura Bush, who was, according to Stern, "the principal client throughout the process." Her touch can be seen everywhere, including in a Texas-style White House Rose Garden, complete with native plants from the Bushes' Crawford ranch, and carpets in the institute by Afghan rug company ARZU. The latter were executed as part of the Bush Institute's Afghan Women's Project, which the first lady began championing during her husband's presidential terms.

Laura Bush's choice of the architect was boosted by recommendations from her design committee, whose members included developer Roland Betts, George W. Bush's fraternity brother at Yale and co-owner of the Texas Rangers baseball team with him from 1989 to 1994; family friend Deedie Rose, whose husband, Edward "Rusty" Rose, was also involved in the ownership of the Rangers; and architect and professor

Witold Rybczynski, whom the Bushes appointed to the U.S. Commission of Fine Arts in 2004. Stern is also the dean of the architecture school at Bush's alma mater. "And SMU is my alma mater," says Laura Bush. "It was a perfect fit."

The 15-acre site around the library offered space for the Bushes' real love, the Texas landscape. Landscape architect Michael Van Valkenburgh teamed up with Stern to create a public park surrounding the building that is expected to mature into a re-created Texas prairie. Stormwater runoff and underground cisterns will irrigate the native grasses, meadows, and indigenous trees.

After eight years of controversial decisions and with the president's approval rating at 22 percent when he left office, both Bushes perhaps hope the park and the library/museum will encourage visitors to reflect upon his highest actions. "We did not talk about approval ratings," says Stern of his many discussions with Laura Bush. "This is a building about the dignity of the presidency. It's designed to bring people back again and again." ■



# It takes a special kind of glass to make the Glasshouse.

BUILD WITH LIGHT®

Artist Dale Chihuly is known for the color of his glass. That's why Owen Richards Architects specified Guardian SunGuard SuperNeutral 62 on clear for the Glasshouse, the centerpiece of the *Chihuly Garden and Glass* exhibition in Seattle. With a visible light transmission of 62%, SN 62 allows the beauty of Chihuly's artwork to be seen from the outside. And with a solar heat gain coefficient of 0.31, it meets the City of Seattle's tough energy requirements as well. For complete performance data and other ways to Build With Light, visit [SunGuardGlass.com](http://SunGuardGlass.com). Or call 1-866-GuardSG (482-7374).

**GUARDIAN  
SUNGUARD®**  
ADVANCED ARCHITECTURAL GLASS



**GUARDIAN**  
Glass - Automotive - Building Products

© 2013 Guardian Industries Corp. SunGuard® and Build With Light® are registered trademarks of Guardian Industries Corp.

Please order glass samples for accurate color evaluation.

Artwork ©2012 Chihuly Studio. All rights reserved.  
Photo by Ben Benschneider.

GLASSHOUSE, CHIHULY GARDEN AND GLASS,  
SEATTLE, WA

ARCHITECT: Owen Richards Architects

GUARDIAN SELECT™ FABRICATOR:  
Hartung Glass Industries

GLAZIERS: Novum Structures  
and Eastside Glass  
(Guardian Glazier  
Connection™ Member)

SUNGUARD GLASS:  
SuperNeutral 62  
on clear



CIRCLE 63



TRAPECIO

landscapeforms



Sit, lean, perch, lounge or lunch.  
Trapecio is a meeting place for the  
urban public realm.

Find us at [landscapeforms.com](http://landscapeforms.com) or contact  
us toll free at 800.430.6208. **CIRCLE 59**

Designed by  SANTA & COLE

DESIGN. CULTURE. CRAFT.



# LuciteLuxability.

**LuciteLux® gives you that spark to turn your most creative ideas into breathtaking reality.**

LuciteLux®, America's original and most innovative continuous cast acrylic brand, sets your imagination free and performs like no other. LuciteLux® lets you focus on your passion for design while we look after the rest. We can't wait to see what you do next.

**Enter your LuciteLux® design creations into the JUST IMAGINE Awards at [lucitelux.com](http://lucitelux.com)**

**lucitelux®**  
JUST IMAGINE

©2013, Lucite International, Inc. LuciteLux® is a registered trademark of Lucite International, Inc., part of Mitsubishi Rayon Lucite Group Ltd.



JUST  
IMAGINE  
AWARDS  
2013




[lucitelux.com](http://lucitelux.com)  
1-800-4-LUCITE

# JuliusBlum&Co.Inc.


## JB® Glass Railing

JB® Glass Railing components are available in aluminum, bronze, nickel-silver and stainless. Tested and available from stock, JB® Glass Railing system is designed for use with 1/2" or 3/4" glass. When combined with Carlstadt® self-aligning brackets and JB® glass adapters, the architect and specifier can achieve a wide range of design alternatives, meeting most regulatory requirements.

CATALOG  
**JuliusBlum&Co.Inc. 19**  
Stock Components For Architectural Metal Work



FD Box 816 Carlstadt, NJ 07072 800-526-6293 201-438-6000 Fax 201-438-6003 www.juliusblum.com



To Request your free copy of Catalog 19, email [catalog19@juliusblum.com](mailto:catalog19@juliusblum.com)  
Julius Blum & Co. Inc. is the nation's largest supplier of architectural metal products.  
For complete information on all components, visit [juliusblum.com](http://juliusblum.com)

Julius Blum & Co. Inc.  
**800.526.6293**  
P.O. Box 816  
Carlstadt, N.J. 07072  
fax: 201-438-6003  
[bluminfo@juliusblum.com](mailto:bluminfo@juliusblum.com)




# AUTOMATES EVERY OCCASION



Show/hide

Rotate


Configure



The chairs can be stored out of sight, fully or partially deployed, and rotated through 360°. The entire process is completely automated.

Rem Koolhaas, the OMA team and Figueras worked hand-in-hand to create a multipurpose auditorium for Milstein Hall at Cornell University. Used primarily as a meeting room for university trustees and as a teaching space, the hall can also be transformed into an open space where a wide range of events can be held.

The Cornell chair, a product that's unique in the world, was created by combining two Figueras systems: Mutasub and the RT System. The result: spacious chairs that can be stored under the floor, deployed as needed, and oriented to the desired position.



## Milstein Hall Cornell University

Design: OMA team, Rem Koolhaas

Figueras International Seating is a global leader in seating for multipurpose halls and public spaces.



Figueras  
RT System



TÜV Rheinland®  
**CERT**  
ISO 9001




TÜV Rheinland®  
**CERT**  
ISO 14001



[www.figueras-usa.com](http://www.figueras-usa.com)

# The fine art of SMART DESIGN



See us at AIA 2013!  
Booth 803

Proud Sponsor of the  
ARCHITECTURAL RECORD  
GUESS THE ARCHITECT CONTEST  
see details @ [www.pac-clad.com](http://www.pac-clad.com)

## A building design as creative as the students inside.

Snap-Clad provides an inventive one-piece design that gets a standing ovation for Austin's McCallum Fine Arts Academy.

- Helped this performing arts center win a 5-star rating from the Austin Energy Green Building Program
- Architectural/structural roofing panel
- Multiple on-center dimensions available
- Herr-Voss corrective leveled
- 20-year non-prorated finish warranty
- Factory applied sealant and eave notching available
- Stiffener beads and striations available
- Labor-saving one-piece design
- Continuous interlock



WWW.PAC-CLAD.COM | IL: 1 800 PAC CLAD  
MD: 1 800 344 1400 | TX: 1 800 441 8661  
GA: 1 800 272 4482 | MN: 1 877 571 2025



McCallum High School Fine Arts Building, Austin, TX Architect: SHW Group, Austin, TX  
Roofing Contractor: Texas Roofing Company, Austin, TX Profiles: Snap-Clad and Flush Panels in Silver Metallic

CIRCLE 67

ARCHITECTURAL  
RECORD

# Guess the Architect Contest

**ENTER NOW!**


A new monthly contest from the editors of RECORD asks you to guess the architect for a building of historical importance.



**CLUE: A SMALL, MODEST BEACH HOUSE ON THE EAST COAST HELPED LAUNCH THE CAREER OF THE WORLD-FAMOUS ARCHITECT, WHO IS STILL ACTIVE TODAY.**

By entering, you have a chance to win a video camera. See the complete rules and entry form online at [archrecord.com](http://archrecord.com).

SAMSUNG




**Satisfy any craving.**

Indulge with an infinite variety of styles, colors and shapes. [staron.com](http://staron.com)

**staron**<sup>®</sup>  
Solid Surfaces


# perspective house of the month

LOS ANGELES ARCHITECT BOB HALE, OF RIOS CLEMENTI HALE STUDIOS, WRAPPED HIS CHEVIOT HILLS HOUSE IN A PERFORATED-METAL SCREEN PUNCHED WITH THE HEBREW WORD FOR LOVE. BY LAURA RASKIN



The architect set the stucco ground level into the hillside and pushed the house back from the street (above). The perforated-metal screens on the third floor conceal balconies overlooking a basalt-edged lap pool (right). The basalt floor is carried inside to the kitchen and living spaces on the second floor, where it complements bright furnishings (left).

- 1 ENTRANCE
- 2 LIVING/DINING
- 3 KITCHEN
- 4 FAMILY ROOM
- 5 GYM
- 6 POOL
- 7 STORAGE
- 8 BEDROOM



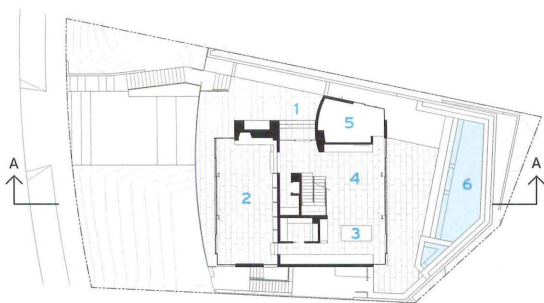
IT'S PROBABLY safe to bet that most architects have designed their dream house—on paper, in their heads—many times over. Bob Hale, of Rios Clementi Hale Studios, was lucky enough to make one of his iterations a reality in Los Angeles's Cheviot Hills neighborhood. The three-story, 5,000-square-foot house replaced a 1940s structure that could not be adapted (Hale donated the scrap material to Habitat for Humanity).

Set partially into a hill, the new house's concrete-masonry lower level contains a separate apartment with its own entrance. "We wanted to think about it as multigenerational," says Hale, who has two grown children. The main living spaces on the second floor are encased in glass and lead to a terrace and pool. But it's the third floor,

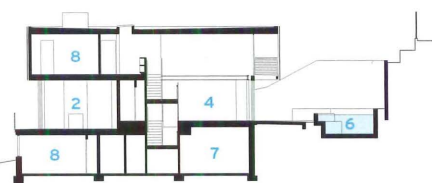
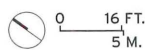
which appears to float, that provides the poetry. This steel-moment-and-wood-frame level is wrapped in corrugated-aluminum panels with perforations that spell *ahava*—"love" in Hebrew. "We tend to not open the screens because it's almost like they're not there," says the architect. "They read more like a cloud and create great shadows."

They represent something immaterial, too. His first wife of 23 years died in 2006, and, he says, "I was fortunate enough to fall in love again." It is Hale's new wife, Maxine Morris, who had the idea for the *ahava* perforations. "It was like, OK, let's really start over and make a new way," says Hale. "I didn't start out to make a home wrapped in love, but in fact that's what I ended up with." ■


View additional images at [architecturalrecord.com](http://architecturalrecord.com).



GROUND FLOOR



SECTION A - A



# Precast Helps Parking Structures Perform

Publix GreenWise, an upscale grocery in Tampa, Fla., delivers a shopping experience unlike any other. The mixed-use facility offers a cafe, full kitchen with prepared foods for curbside service, and a 200-space parking facility above the store. The project also had to blend aesthetically with the historic and trendy neighborhood. Precast concrete provided the aesthetic and structural versatility Publix needed, while shaving \$1.5 million and four months off the project schedule. High performance precast concrete provides the versatility you need.

Discover **High Performance** Precast  
Versatile | Efficient | Resilient

For more information  
and free continuing  
education, visit

[www.pci.org/hpprecast](http://www.pci.org/hpprecast)

CIRCLE 56



## Where All Your Stuff Comes From

**Factory Towns of South China: An Illustrated Guidebook**, edited by Stefan Al. Hong Kong University Press, 2012, 216 pages, \$25.

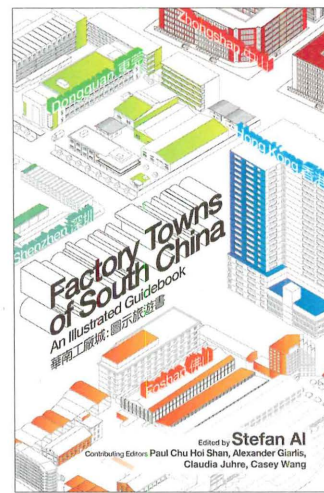
Reviewed by Clare Jacobson

**OPEN THIS** book and you cannot help but think of *Great Leap Forward*, the 2001 tome generated by Rem Koolhaas and his colleagues at the Harvard Design School Project on the City. Both books are university-based, research-driven, essay-enhanced, muddy-photography-filled studies of urbanism in the Pearl River Delta (PRD), the manufacturing center of China. The dozen years between *Great Leap*'s "initial overview" and this "critical evaluation" have been filled with enormous progress (or, some say, regress). In *Factory Towns of South China*, editor Stefan Al provides an in-depth guide to the changed and changing landscape of the PRD, adding all-important detail to what many experience only through media sound bites.

The first part of *Factory Towns* includes texts on urbanization, demographics, economics, and infrastructure in south China. By fitting 12 essays and numerous charts into 60 pages, Al chose breadth over depth. This is not a bad thing, as it covers many key topics and contains writing of high quality. Works ranging from Claudia Juhre's data-filled essay on environmental degradation to Minnie Chan's journalistic take on worker strikes to Rex Wong's thoughtful discussion of the effects of governmental policy on design are much more than CliffsNotes to the PRD. I would have liked a detailed text on the factory towns that have been abandoned or converted to other uses, a new phase of development that Al and others only hint at. But this is a minor quibble with an otherwise thorough introduction.

The second part—the bilingual "illustrated guidebook" of the subtitle—looks at factory towns in six metropolitan areas: Hong Kong, Shenzhen, Dongguan, Guangzhou, Foshan, and Zhongshan. The highly visual guidebook form (think *Eyewitness*, not *Lonely Planet*) is a clever device, as it is likely that most readers will never actually visit, say, Donghuanjie Town's Video Game Machine Factory. Detailed research from graduate students in the urban-design program at the University of Hong Kong takes the armchair traveler there. The guide includes brief histories of

each city's development, descriptions of the products made in each factory, and steps along the production line—specifics that make a place interesting. Precise maps and clearly rendered isometric drawings of factories and associated housing say "you are here." Some aspects of the guide—repetitive pictures of canteen lunches, interviews with workers who reveal little, and somewhat overwrought graphic design—are less successful. But it is fun to flip through the book, to look through a window into a world that has such import on the rest of the planet. For me, though, the book's essays are the place where readers will want to spend the most time. ■



**SLOAN**  
HIGH EFFICIENCY TOILET  
1.28 gpf / 4.8 Lpf

sloan  
performance

also comes in  
white



A full line of vitreous fixtures engineered and built exclusively for commercial use

Maximum performance at any flush volume

The perfect partner to our industry leading flushometers and faucets

From the leader of energy- and water- efficient commercial restroom solutions



[www.sloanvalve.com](http://www.sloanvalve.com)

CIRCLE 55



Providing the greatest number of EPA WaterSense approved commercial fixtures on the market

**SLOAN**

# THIS IS NOT METAL

But the power of MetlSpan's HPCI Barrier Insulated Metal Panel is underneath. Delivering continuous air, water, thermal and vapor protection in a single-panel component that's easy to install, the HPCI Barrier wall panel maximizes energy efficiency. Because it can be used with any type of façade, the HPCI Barrier is a powerful insulating base for an endless variety of materials. **This is innovation. This is HPCI Barrier.**



PIONEERING INSULATED METAL PANEL TECHNOLOGY

[metlspan.com/hpci](http://metlspan.com/hpci)

877.585.9969

CIRCLE 83







## The safest installation meets the smartest innovations.

Next-generation LiftMaster® door operators lead the way with groundbreaking innovations that protect your clients.

Our new line of door operators protects your clients' employees and property with continuously monitored entrapment protection and state-of-the-art safety features, making it easier than ever to incorporate warning lights, bells, and timers.

Plus, they meet tough new UL325-2010 standards, which is critical in complying with state and local building codes. It's all what you'd expect from the #1 brand of professionally installed door operators. There's no smarter way to protect what matters most...your reputation.


**Specify safe. Specify smart. Specify LiftMaster.**  
To learn more, visit [liftmaster.com](http://liftmaster.com) or call 800-323-2276.

Residential Garage Door Openers • Commercial Door Operators • Access Control  
Residential and Commercial Gate Operators • Telephone Entry Systems

[liftmaster.com](http://liftmaster.com)

**LiftMaster®**  
Commercial Door Operators

WINDOWS • CURTAIN WALL • ENTRANCES • STOREFRONT



35% improvement in U-factor performance.


# EXACTLY.

The new 8750XD™ Unitized Curtain Wall from EFCO enables you to achieve a remarkable 35% improvement in U-factor. The system features innovative Duracast® fiberglass composite to provide superior efficiency and structural performance. And, the vertical integration of EFCO assures quick response times, precision manufacturing, and unmatched service with every delivery. You simply get more with **EFCO. Exactly.**



Learn more about the 8750XD system at [efcoexactly.com/8750XD](http://efcoexactly.com/8750XD).

© 2013 EFCO Corporation




CIRCLE 77

# COLLABORATE... ANYWHERE

Sometimes your best work happens away from the office. Included in Bluebeam® Revu®, Bluebeam Studio™ allows you to store, access and edit an unlimited number of PDFs or any other file type in the cloud, for free. Use Studio Projects to go it alone and check out and edit files, regardless of your Internet connection. Or, start a Studio Session with project partners around the world and easily collaborate in real time, or any time, with shared PDF comments and markups.

Anything is possible.  
[www.bluebeam.com/divein](http://www.bluebeam.com/divein)





# LP

icon mini post top

Design: Mads Odgård. LP ICON MINI POST TOP provides mainly direct downward illumination. In the opal version the shade is lit up from within and creates a soft diffuse upwards light. In the basic version the shade is opaque. Depending on the choice of reflector, the downward lighting characteristics will vary. The reflector types have been designed in three variations to provide either asymmetrical or symmetrical distributions of light.



**louis  
poulsen**

[www.louispoulsen.com](http://www.louispoulsen.com)

## Branching Out

New architectural building solutions redefine their product types, including a visually arresting collection of clothing racks for retail, residential, and gallery spaces.

By Rita Catinella Orrell



### Les Ailes Noires Rack System

The spatially defying shapes in Les Ailes Noires rack system by Toronto-based multidisciplinary firm +tongtong offer “a series of different perspectives as you walk around it,” says designer John Tong. Originally developed for a store in Toronto, the 11-piece collection was inspired by simple black line drawings. The system includes a full-length mirror, a wall-mounted sideboard with a glass shelf, a ceiling-hung rack, and eight freestanding racks with rubber feet and wall bumpers. The 3/4"-solid-steel pieces are available by special order in flat black or white powdercoat and polished chrome versions.

[tongtong.co](http://tongtong.co) CIRCLE 207



### Egyptian Folding Chair

Danish architect Ole Wanscher (1903–85) was inspired by a trip to Egypt to create this stable, lightweight folding chair. Originally designed and produced in 1957, the chair was taken out of production for about 30 years; it returned in 2000 with only limited distribution. Carl Hansen & Son recently acquired the manufacturing rights for the design and will be distributing it in the U.S. for the first time. The seat, which folds for easy transport and storage, is made of solid oak or mahogany with a seat in black, cognac, or natural saddle leather.

[carlhansen.com](http://carlhansen.com) CIRCLE 209

### Dyson Airblade

Engineered for various washroom environments, Dyson's next generation of Airblade hand dryers produce sheets of high-velocity unheated air that travel through tiny apertures at 420 mph to scrape water from hands like a windshield wiper. The wall-mounted Airblade V hand dryer (right) is 60% smaller than the original Dyson model and produces two sheets of air angled at 115° to span the width of each hand. The Airblade Tap hand dryer (below) washes and dries hands without your having to leave the sink. Infrared sensors pinpoint hand positions and release water from the tap stem; after the hands are washed, integrated circuitry activates the motor, and sheets of air steam from the tap's branches.

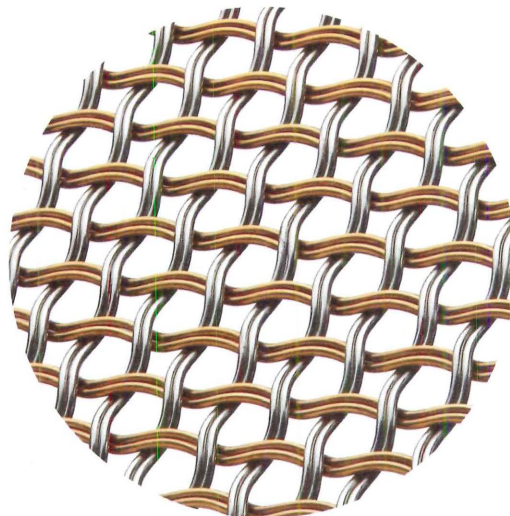
[dyson.com/handdryers](http://dyson.com/handdryers) CIRCLE 208



### Circle Mesh

Banker Wire, a leading manufacturer of woven and welded wire mesh for architectural and industrial applications, has introduced the first woven metal fabric with circular patterns. Circle Mesh is woven with the same wire as traditional architectural mesh, but is crimped by a spiral machine that allows for different sizes and percentages of open area. The material can be used on any scale—from intricate design highlights to expansive building facades. As an added benefit, the weaving process of mesh produces very little scrap compared with the process of perforating metal.

[bankerwire.com](http://bankerwire.com) CIRCLE 210





## Stretch your imagination

12" x 24" Raffia™ recycled content premium tile isn't just taking tile to new lengths, it's creating exciting new design possibilities. Beyond its refreshing size, Raffia offers a subtle, yet sophisticated, nature-inspired design in a wide range of colors to meet just about any need. It even contains pre-consumer and post-consumer recycled content. Visit [armstrong.com/raffia](http://armstrong.com/raffia) to imagine all the ways Raffia can expand your thinking about tile.



DESIGNED TO DAZZLE PRODUCED TO PERFORM **CREATE WITH CONFIDENCE™**

CIRCLE 38

**Armstrong**  
COMMERCIAL FLOORING

# products **sun control**

THE NEWEST SHADES, SCREENS, AND GLASS TECHNOLOGIES HELP CONTROL SOLAR HEAT GAIN AND GLARE THROUGHOUT THE YEAR WITHOUT SACRIFICING ACCESS TO LIGHT OR VIEWS.  
BY RITA CATINELLA ORRELL

## Glazing Helps Keep a Glass Box Cool for Students

COLORADO STATE UNIVERSITY built the Morgan Library Pavilion, an addition to an existing 270,000-square-foot library on its Fort Collins campus, to create a transparent, inviting space for students. Completed in late 2012, the all-glass building was designed by Denver-based Studiotrope, which collaborated with sustainability consultants YR&G to incorporate various efficiency strategies. Also known as the Study Cube, the project achieved LEED Silver certification in March.

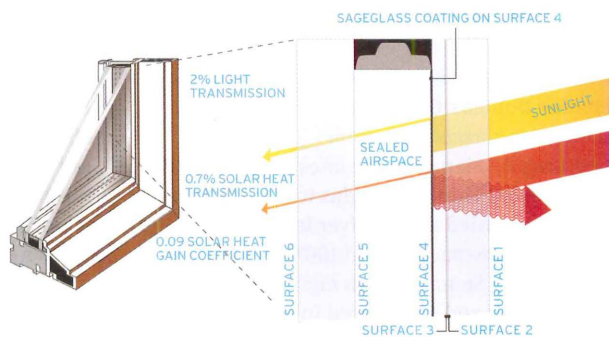
According to Daniel LeBlanc, senior sustainability manager at YR&G, the high-performance Serious Glass on the north, south, and east facades, along with electronically tintable glass from Sage Electrochromics on the west facade, helps lower solar heat gain and reduce peak loads, even on hot days when the building is fully occupied. LeBlanc, whose team used Autodesk Ecotect modeling software to study solar radiation on the facades, says SageGlass was “exactly what we needed for the design goal we were trying to achieve—a transparent cube without a lot of distraction.” Keeping the two-story, 5,000-square-foot cube transparent was also important for security, as the space is open around the clock.

Sage manufactured 74 unique pieces of sensor-controlled SageGlass for the western facade, ranging from 22" x 28" to 39" x 59" in size. The glass wiring was routed through a cast-in-place cantilevered concrete bench and wall, and then down through the concrete floor slab into a crawl space near the control module. “That was a great, clean solution for everyone,” says Betsy Podbelski, project manager at Sage Architectural Solutions.

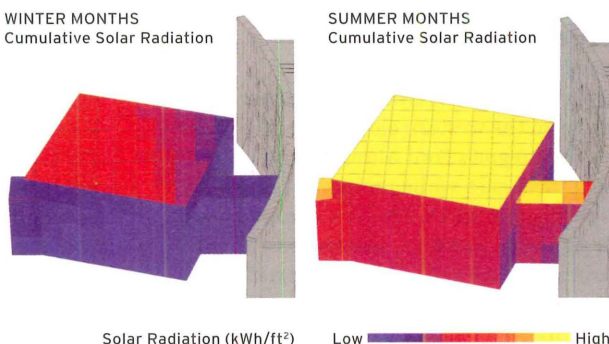
Vertical custom steel fins wrap around the building. While the sunshades were originally conceived as a design element, the client was attracted to them as an extra layer of sun control, says Matthew Edmonds, project manager at Studiotrope. But after daylighting modeling studies confirmed that external fins would not help control glare or heat, the client had already fallen for the aesthetic, says Edmonds, so they remained. Reaction to the Cube has been positive, he says: “It’s rewarding to see an all-glass box in Colorado that has stayed comfortable from a thermal standpoint.” [sageglass.com](http://sageglass.com) CIRCLE 200







**COOL CUBE** Exterior and interior views of the western facade of the Morgan Library Study Cube at Colorado State University in Fort Collins (top and above); a diagram of SageGlass (above right); a model of the cumulative solar radiation on the cube in winter (near right) and summer (far right). The yellow and orange colors show higher levels of radiation.



SAGEGLASS LAMINATED INSULATING GLASS UNIT (IGU) - TINTED STATE





### Cortina and Siena Roller-Shade Fabrics

Hunter Douglas Contract  
[hunterdouglascontract.com](http://hunterdouglascontract.com)

Cortina and Siena are the latest roller-shade fabrics from Hunter Douglas to be Cradle to Cradle-certified at the Silver level for their PVC-free construction and 100% recyclability. Cortina and Siena come in eight colors in a 118" fabric width and are offered in a 5% and 7% openness factor, respectively. **CIRCLE 201**

### Woven-Metal Fabric Fins

Cambridge Architectural  
[cambridgearchitectural.com](http://cambridgearchitectural.com)

Solar-shading fins from Cambridge reduce glare on the western elevation of the University of Oregon's Ford Alumni Center, limiting solar heat gain while providing natural daylighting and views. The new alumni center, designed by Portland, Oregon-based TVA Architects, earned LEED Gold certification. The shading system is made of cable-supported fins in a Mid-Balance pattern. **CIRCLE 202**

### EL-30-T1-UV Sunscreen Fabric

Sefar Architecture [sefar.us/exterior](http://sefar.us/exterior)

Sefar has introduced the EL-30-T1-UV, a light-transmitting fluoropolymer PTFE fabric ideal for use in exterior shading applications, including retractable canopies, umbrellas, sun awnings, and screens (shown above in a courtyard at the HVB Forum in Munich). A UV-absorbing additive in the coating reduces the amount of UVA and UVB rays transmitted through the fabric. **CIRCLE 203**

### Interior Sun-Control Fabrics

Phifer [phifer.com](http://phifer.com)

Phifer's Style 2500, the latest in its Performance+ collection, is a 1% open basketweave fabric that combines the performance of a traditional SheerWeave material plus the highly reflective properties of a metallized coating. The entire Performance+ series is available in 63" and 96" widths in 10 neutral colors for commercial interiors. The fabrics are also infused with Microban antimicrobial product protection. **CIRCLE 204**

### Sunshades and SuperWall Curtain Wall

Wausau [wausauwindow.com](http://wausauwindow.com)

SuperWall curtain wall and ClearStory sunshades helped contribute to the LEED Gold certification of Penn State University's 275,600-square-foot Millennium Science Complex (shown), designed by Rafael Viñoly Architects. Each section of curtain wall on the second and third floors is accented by exterior sunshades that help control solar heat gain and glare. **CIRCLE 205**

### LIFT

Lutron Electronics [lutron.com](http://lutron.com)

The latest automated shading innovation from Lutron offers an installed cost savings of 30% per shade panel when compared with existing market solutions. Ideal for large commercial applications, the new Roller 300 drive with Lutron Intelligent Facade Technology (LIFT) is capable of controlling 300 square feet of fabric from one low-voltage shade drive via in-room keypads or Lutron's Hyperion solar-adaptive technology. **CIRCLE 206**





*good state*



*better state*

You've built this business from the ground up. A State Farm® agent can tailor your business insurance to help protect your unique needs. Select the right coverage from a local business owner who understands what it takes to grow. Visit [st8.fm/bizinsurance](http://st8.fm/bizinsurance) or contact a State Farm agent today.

***Get to a better State®. Get State Farm.***



State Farm Fire and Casualty Company, State Farm General Insurance Company, Bloomington, IL  
State Farm Florida Insurance Company, Winter Haven, FL  
State Farm Lloyds, Dallas, TX


CIRCLE 40

*building character*



**Meet Serge. He's quite the sophisticate. And he won't let you forget it. Which in his line of work is a good thing.**

Have a building that could use a little finesse? A little character building, perhaps? But of course. GKDMetalFabrics' transparent Mediamesh gives you the awesome ability to bring stunning, vibrant, contemporary personality to retail buildings with brilliant, eye-catching color and action. Its energy-efficient LED lights deliver attention-getting, high-tech media presentations while still allowing for clear views of the outside. Whether for retrofit or new construction, it's a great tool for communication or generating revenue. With its large scale application options, natural ventilation and the ability to withstand hurricane force winds, it's a win-win, both economically and environmentally. **For complete information, call 800.453.8616 or visit [www.gkdmetalfabrics.com](http://www.gkdmetalfabrics.com).**



**MEDIAMESH**



Outsulation offers a wide variety of finishes to suit the aesthetic needs of your next project.

**Is Outsulation® a practical solution to code compliancy?**

**Or, is Outsulation an aesthetic solution to code compliancy?**

**Yes.**

Whatever your answer, you're right. The Department of Energy has mandated that all states comply with the ASHRAE 90.1 2010 design standard by October 18, 2013, which requires the use of continuous insulation (CI) in over 90% of the U.S. To help you meet this challenge, Outsulation systems provide a single source solution for CI that includes an air barrier, and is both design-friendly and cost effective. Plus, with a wide palette of durable finish options ranging from brick to granite to metal panels, meeting the energy code won't mean compromising on aesthetics or adding cost. So whether it's a practical or an aesthetic solution, building to code has never looked this good.

Visit [dryvit.com/record](http://dryvit.com/record) to learn more about Outsulation by Dryvit.

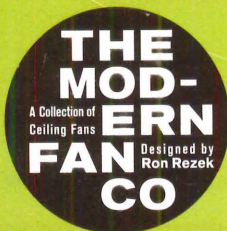


*Project Shown: Southeast Georgia Health System; Brunswick, Georgia; Architect: Gresham, Smith & Partners*



cool by

design



[modernfan.com](http://modernfan.com) | 888.588.3267

CIRCLE 27

# ANNOUNCING THE VULCRAFT/VERCO NUHEIGHTS DESIGN AWARDS

## Will your project be the first to reach NuHeights?

An open invitation to enter the 2014 NuHeights Design Awards Competition!

2014 marks the inaugural year of the NuHeights Design Awards competition. If you've recently completed a building using Vulcraft Joists or Steel Decking, Verco Decking or Ecospan Composite Floor System products, you're eligible to enter the NuHeights Design Awards competition, hosted by Vulcraft/Verco Group, the leader in steel joists, steel joist girders and steel decking.

The NuHeights Design Awards recognizes excellence and quality in professional design and building construction. The competition is open to fabricators, erectors, architects and general contractors of nonresidential buildings in the U.S. and Canada.

This competition is a direct reflection of Vulcraft/Verco's philosophy of "climbing a mountain with no top". When you keep climbing to get better and better, there are no limits, only new levels of success.



LEVERAGING TECHNOLOGY.  
CREATING SOLUTIONS.

## NUHEIGHTS DESIGN AWARDS

### Project Categories

- Education
- Recreation (Sports Facilities)
- Manufacturing/Industrial
- Transportation
- Commercial (Banks, Services, etc.)
- Retail (Restaurants, Auto Dealerships, Stores, etc.)
- Hospitality
- Office
- Warehouse/Distribution
- Government/Institutional
- Multi-Family
- Green Buildings (Qualifies with a minimum of 26 LEED® points)

For complete competition rules, and to download an entry form, visit [www.vulcraft.com](http://www.vulcraft.com)



Introducing the **NEW!**  
**Monterey Bi-Folding Door and Wall Systems**

**US ALUMINUM**



Transform an Ordinary Space into the Extraordinary with the New  
**Monterey Bi-Folding Door and Wall System**

**COMMERCIAL APPLICATIONS:**


Hotels | Resorts | Restaurants | Sports Venues | Malls | Casinos  
 | Spas | Banquet Halls | Banks | Offices | Wineries | Airports

**RESIDENTIAL APPLICATIONS:**

Patios | Balconies | Exercise Rooms | Sunrooms



**Storefronts and Entrance Systems Manufactured By C.R. Laurence Company**



**C.R. LAURENCE COMPANY**

Worldwide Manufacturer and Supplier

[crlaurence.com](http://crlaurence.com) | [usalum.com](http://usalum.com) | [crl-arch.com](http://crl-arch.com)

Phone: (800) 421-6144 ext. 7700 | Fax: (800) 587-7501



**NEW! CRL14D DOORS**

Showcasing the Largest Selection of Door Systems in One Catalog!

**NEW! DC14 DOOR CONTROLS**

Features our complete line of door control products. Order, View or Download both Catalogs at [crlaurence.com](http://crlaurence.com).

# THE BEAUTY OF RESISTANCE



Everyday protection from mother nature. **ANYWHERE.**

Let MBCI show you how a beautiful metal roof can be designed to withstand some of the most extreme natural conditions.

High Wind Loads – roof systems can be designed to resist up to 175 mph wind speeds

Fire Resistance Ratings

Highest Rating for Impact Resistance

FM Rated

Dade County Approved – the most stringent requirements in the nation

Desirable Aesthetics



Contact your local MBCI representative for more information on designing a metal roof to withstand extreme conditions.



Visit [www.mbcimetal.com/arresistance](http://www.mbcimetal.com/arresistance) to learn more!  
7.713.6224 • [info@mbci.com](mailto:info@mbci.com)

 [facebook.com/mbci.metal](https://facebook.com/mbci.metal)

 [@MBCImetal](https://twitter.com/MBCImetal)



## FOR BEST RESULTS, OPEN ANY WINDOW.

### CERTIFIED APPLICATORS: YET ANOTHER REASON DURANAR COATINGS HAVE NO EQUAL.



Turn to members of The Certified Applicator Program to make sure you get the unequal performance you expect from Duranar Coatings. Which means you can count on them to find the right answer to your coating needs. To learn more about Duranar Liquid and Powder coatings available from your local Certified Applicator, call 1-888-PPG-IDEA.

Turn to members of The Certified Applicator Program to make sure you get the unequal performance you expect from Duranar Coatings. Which means you can count on them to find the right answer to your coating needs. To learn more about Duranar Liquid and Powder coatings available from your local Certified Applicator, call 1-888-PPG-IDEA.



Duranar and PPG are registered trademarks and IdeaScapes is a trademark of PPG Industries Ohio, Inc. **CIRCLE 48**



Cities are complex organisms, each with its own cultural and architectural metabolism. Add a new building to a particular place and you alter its physical context, the flow of people around and through it, even its social character. The seven projects featured here contribute to their settings—activating streets, engaging communities, addressing layers of history—all while raising standards of architectural design. Instead of creating individual icons that scream for attention, the architects of these works have inserted dynamic buildings that connect with their neighbors. The strategies they've used vary greatly—from punching an enormous hole in a convention center to restoring the cast-iron facades of a building with a vital link to a neighborhood's past glory. But all of them show that fitting in doesn't mean sacrificing their identity.

# URBAN CATALYSTS



Campbell Sports Center | New York City | Steven Holl Architects



# GAME CHANGER

Columbia University's quirky but tough field house bridges the divide between its gritty surroundings and the athletic playing fields beyond.

BY FRED A. BERNSTEIN

PHOTOGRAPHY BY IWAN BAAN

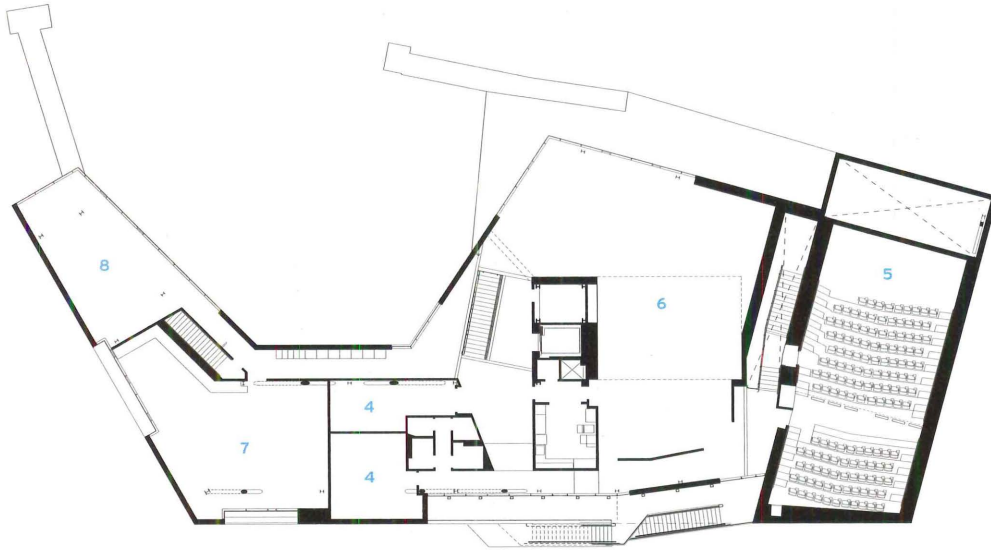
THERE ARE FEW American campuses more urban than Columbia University's; even its athletic fields are in Manhattan, grouped together in the cramped Baker Athletics Complex at the island's northern tip. For years, the rinky-dink facility "was not a welcoming place," says William V. Campbell, a former Columbia football captain and head coach who became an entrepreneur and Columbia trustee. The complex was a morale buster for both its users—the coaches and varsity athletes who had to commute back and forth to the main campus five miles south—and the surrounding community, which, at Broadway and 218th Street, overlooked a cinder-block equipment shed.

Now that corner is home to something much livelier: a 48,000-square-foot building named for Campbell and designed by Steven Holl Architects for athletes and their coaches. Holl, who has taught architecture at Columbia since 1981 but never previously built for the university, and his partner, Chris McVoy, a Columbia graduate, designed the \$30 million building as a series of gangly forms that rise from the sloping site like a scissor lift.

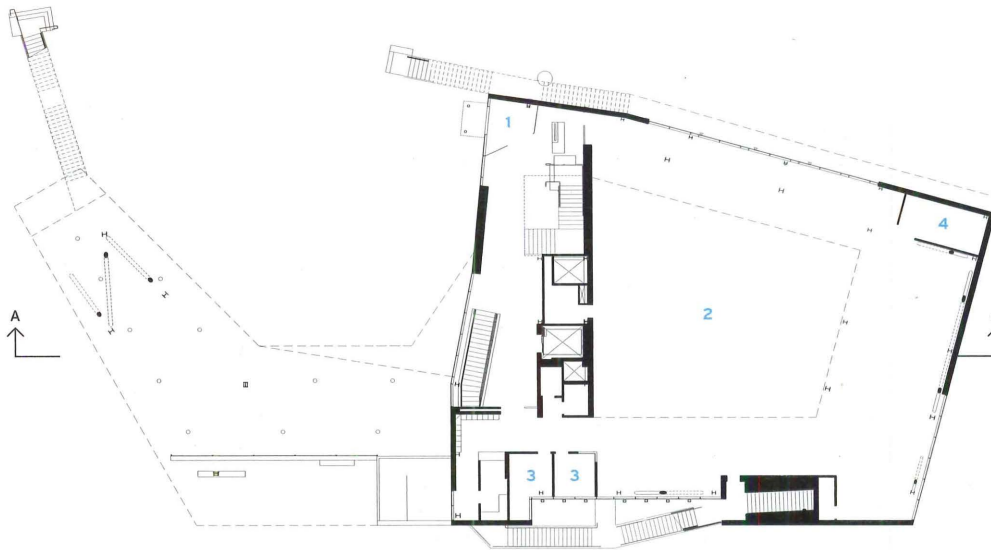
In elevating the east side of the building on spindly legs, the architects have created a gateway to the larger complex, offering views and access. And the building's bulky forms respond to the erector-set-like Broadway Bridge linking Manhattan to the Bronx (across the Spuyten Duyvil Creek);

**ANCHOR TENANT**  
Seen from below the elevated subway tracks (opposite), the building appears as a blocky volume. Its porosity is apparent when it is viewed from the southwest (below). The aluminum used for the cladding appears at the building's base and on its balustrades with an abstracted laser-cut pattern.

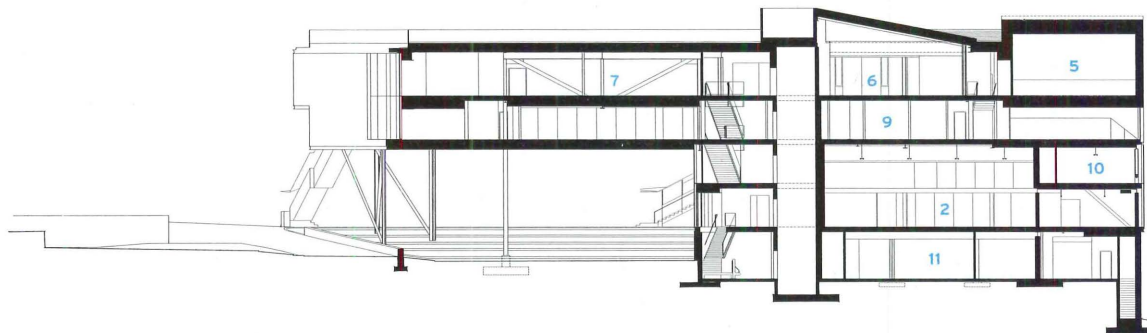




TOP LEVEL



SECOND LEVEL



SECTION A - A

0 20 FT.  
6 M.

credits

**ARCHITECT:** Steven Holl Architects – Steven Holl, Chris McVoy, design architects; Chris McVoy, partner in charge; Olaf Schmidt, associate in charge; Marcus Carter, Christiane Deptolla, Peter Englaender, Runar Halldorsson, Jackie Luk, Filipe Taboada, Dimitra Tsachrelia, Ebbie Wisecarver, project team

**ENGINEERS:** Robert Silman Associates (structural); ICOR Associates (m/e/p); Hirani Engineering (civil)

**CONSTRUCTION MANAGER:** Structure Tone/Pavarini McGovern

**SIZE:** 48,000 square feet

**COST:** \$30 million

**COMPLETION DATE:** March 2013

SOURCES

**GLASS:** Viracon

**BUILT-UP ROOFING:** Siplast

**ENTRANCES:** Blumcraft

**FIRE-CONTROL DOORS:** McKeon Door

- 1 MAIN ENTRANCE
- 2 STRENGTH AND CONDITIONING
- 3 OFFICE
- 4 STORAGE/MECHANICAL
- 5 AUDITORIUM
- 6 HOSPITALITY SUITE
- 7 STUDENT-ATHLETE STUDY CENTER
- 8 STUDENT-ATHLETE LOUNGE
- 9 FOOTBALL SUITE
- 10 VARSITY COACHES' SUITE
- 11 FIELD MAINTENANCE

to the elevated subway tracks; and to other pieces of the city's rugged infrastructure, which has fascinated Holl since he arrived in New York in the 1970s. It's like "a train that jumped the tracks," McVoy says of the building. Much of that train is clad in sanded aluminum, mimicking the industrial facilities to the east. The rest is glass, which reflects the brick prewar apartments to the south. The Campbell center is also an expression, says McVoy, of the diagrams that football coaches draw, with the zigzag stairs hung off the front facade, and their laser-cut aluminum balustrades, suggesting a particularly tricky play. In addition to these elements, the architects created terraces and nooks to extend the building out to both the fields and the surrounding neighborhood.

Inside, a strength and conditioning area ringed by mezzanine-level offices is a focal point. Above are a hospitality suite for visiting alumni, a student lounge, and a study room, as well as a lecture hall with seats big enough for the burliest football players ("There was only one company that makes them this size," says McVoy). Muscular, exposed struc-



#### PUMPING IRON

The building's robust structure is exposed throughout most of the interiors, such as the strength and conditioning space (above), which is ringed by mezzanine-level coaches' offices and animated by framed views of the city and outdoor sports areas. The center hugs Baker Athletic Complex's playing fields (left). Sanded, anodized aluminum cladding responds to the surrounding infrastructure and contrasts with prewar housing to the south.

tural elements and utilitarian finishes throughout the interiors communicate the building's role as the Baker complex's "back of house," while ample daylighting and framed views animate the rooms, which feel like capsules suspended over the playing fields and the rough edges of the borough's periphery.

And what of views to the building? For the residents of Inwood, a stolid middle-class neighborhood, the industrial aesthetic may take a little getting used to, as will the building's ungainly form. Nonetheless, the facility demonstrates

an awareness of context and community. Nearby, the school will soon unveil its James Corner Field Operations—designed Boathouse Marsh, a waterfront park open to the public. Campbell will never offer that kind of community access. But with its jaunty stature and its vague suggestion of open arms, it is about as welcoming as a field house can be. Holl and Columbia, while meeting the needs of varsity athletes, have given an oft-overlooked building type, as well as an oft-overlooked corner of New York City, an architectural high-five. ■


Basel Convention Center–New Hall | Basel | Herzog &amp; de Meuron

# THE SKY'S THE LIMIT

The expansion of a vast trade-fair complex satisfies demanding exhibition-hall requirements and figures into a city's plans for urban renewal.

BY CHRIS FOGES

PHOTOGRAPHY BY IWAN BAAN





**TUCKED TIGHT** against Switzerland's border with both France and Germany, Basel is a small city that has made room for big business. Its pharmaceutical giants operate from gated compounds, but another of the city's economic engines, the century-old trade-fair site (Messe or Convention Center), is woven into the fabric of a mixed-use urban neighborhood. After many mutations and extensions throughout the 20th century, the Convention Center now comprises an eclectic group of buildings around Exhibition Square, with a long tail stretching down the city's busy Riehenring. The latest addition, a jagged take on the typical stack of boxes, by Basel-based Herzog & de Meuron, bridges the western end of the square and extends a long row of exhibition halls.

The new building was designed to meet the particular needs of the flagship watch and jewelry show, Baselworld: exhibitors all want to be on the same floor, with room for three-story booths. This required a radical reworking of the existing complex. The architects demolished two outmoded halls dating from the 1930s and 1970s. In their place they constructed a new three-story building that expands a large, glazed 1990s hall, breaking through on its second level to create one continuous floor. It is nearly 1,300 feet long.

The new wing is topped by a generous 26-foot-high, 720-by-295-foot exhibition space on the third floor. Rather than block the busy thoroughfare it crosses, the design team lifted the structure over the street—to allow for vehicular and pedestrian passage below—resting it on a pair of glazed podiums. They pierced through the center of the suspended exhibition halls to form a giant oculus, which floods the resulting underpass with sunlight by day. This incision hovers above a covered public space, dubbed the City Lounge. Flanked by the addition's transparent entrance foyers, this inviting plaza links the square to Clarastrasse, which runs west to the city center.

Though the large void reduces the real estate and flexibility of the exhibition floors above, it was a crucial concession to the community. According to the firm's partner in charge,

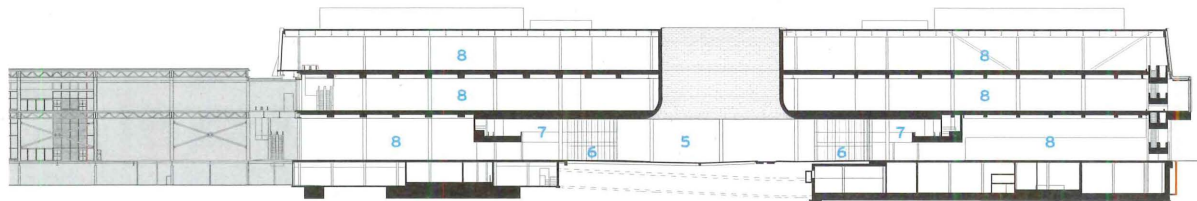
**URBAN FABRIC**  
 Wrapped in twisting bands of aluminum, the sweeping new hall breaks the typical convention-center mold with two skewed upper levels that appear to float above transparent podiums. Glazed, curvilinear entrance lobbies flank the street and provide an inviting transition that connects the neighborhood's street life with the business and activity within.





**THROUGH STREET**

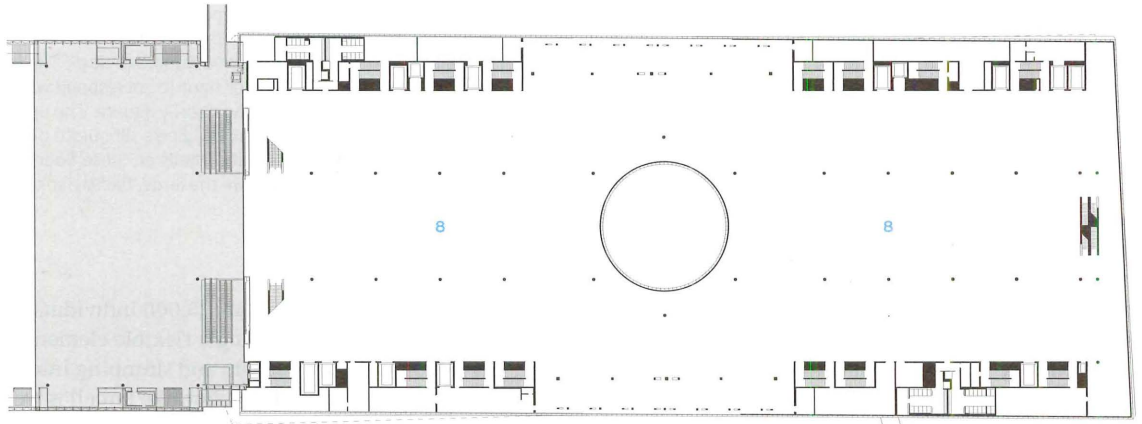
Pierced by a supersized oculus, the building bridges a busy thoroughfare that links historic and new parts of town, allowing for vehicular and pedestrian traffic. The resulting public plaza—dubbed the City Lounge—is open to the sky and maintains the area’s vibrant buzz and flow rather than cutting off its circulation.



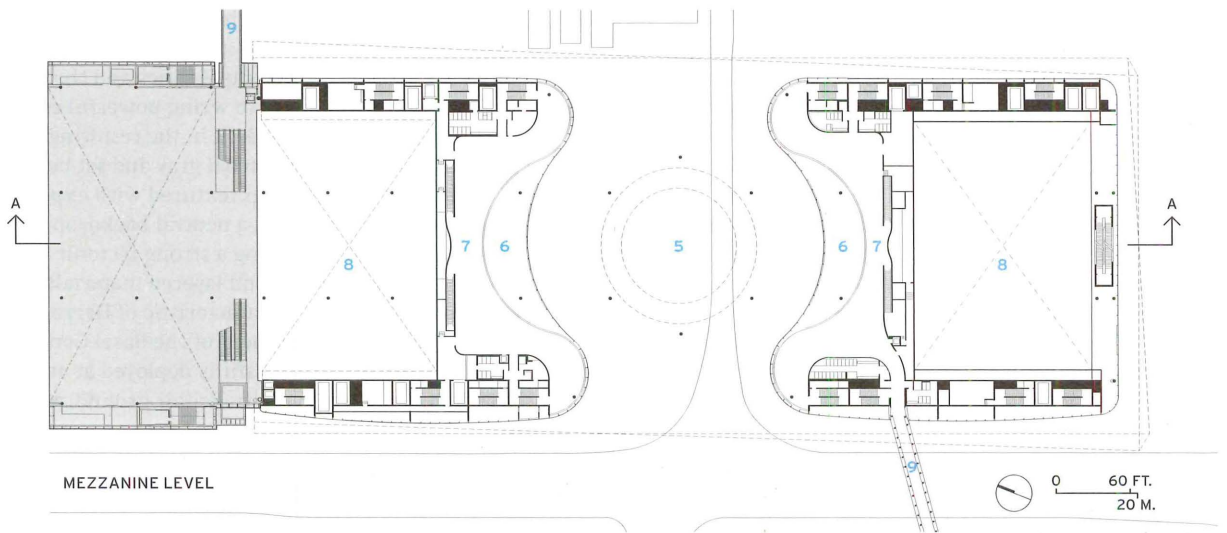
SECTION A - A

0 60 FT.  
20 M.

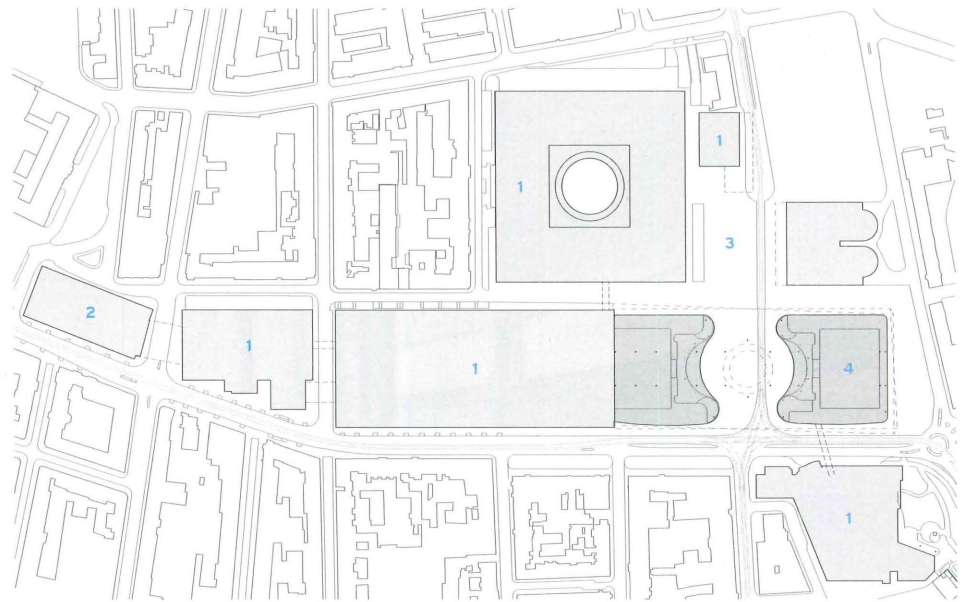




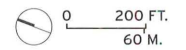
SECOND FLOOR



MEZZANINE LEVEL



SITE PLAN



- 1 EXISTING HALL
- 2 MUSICAL THEATER
- 3 EXHIBITION SQUARE
- 4 NEW HALL
- 5 CITY LOUNGE
- 6 FOYER (BELOW)
- 7 GALLERY
- 8 EXHIBITION HALL
- 9 INTERCONNECTING BRIDGE

Stefan Marbach, the project had to be approved by local referendum, so the architects needed to “somehow balance the functional concerns of the Convention Center, as a private investor, with the public interest.” Conscious that a big box would detract from established public spaces, the architects made sensitive use of both form and program to enhance them. By truncating Exhibition Square, formerly open to the west, they created a defined container that invites occupancy, and by setting the new building apart from an adjacent parking structure, they devised a new path into the square, refining rather than eradicating the city’s grain. Additionally, newly installed shops and restaurants rimming the lobbies are turning the lackluster area into a destination.

Remaining elements of the urbanscape that were left untouched reinforce the sense that the City Lounge is a public space. A familiar cobweb of overhead tram wires passes under the building, where there is a convenient tram stop directly beneath the oculus. Here, too, the expansive sweep of glazing adds a layer of permeability between the private interior and the public exterior zones. Concave balconies peel back from the foyers’ curvilinear glass walls, drawing the eye into the building and increasing the apparent size of the outdoor room.

Nothing, however, could compromise the ultimate functionality of the orthogonal exhibition halls. So options to ameliorate the building’s bulk were restricted to the perimeters of the upper levels. To do this the architects stacked the top two floors, offsetting them in plan and twisting them to vary the building’s silhouette, as well as to respect the “right to light” of the neighboring buildings. They wrapped the seven resulting facade planes in a reflective mesh made of aluminum lamellas shaped to form gill-like

TRADING SPACES Encompassing the new plaza, expansive, glazed entrances and foyers facilitate access and egress and encourage fluid interaction with the public realm outdoors (below). The architects used polished asphalt for the interior floor to correspond with the more rugged asphalt pavement in the nearby square. The upper levels are stacked and twisted to vary the building’s silhouette (far right). Inside, the oculus cuts through the exhibition halls on these floors, where exposed structural and service grids give the large, flexible volumes a textured industrial atmosphere (right).

openings. Though there are 15,000 individual rigid panels, the cladding reads as a single flexible element, a textile stretched taut over corners and slumping into gentle folds on the long elevations. The ribbonlike lamellas were cut and bent according to a parametric script that translated two-dimensional elevation designs into a three-dimensional model replete with all fabrication information, allowing fast revisions during design development. With just 22 months allowed for construction, there was no margin for error, so a section of the facade was mocked up at full scale to test both the subcontractors’ capabilities and the designers’ data.

The architects’ ability to wring powerful effects from ordinary materials is evident in the resulting exhibition halls. Painted a deep charcoal gray and set behind rows of fluorescent tubes, ceilings textured with exposed structural and service grids work as a neutral backdrop for the exhibition stands while retaining a strong tectonic character. The fusion of light, shadow, and layered materials produces a perceptual ambiguity characteristic of Herzog & de Meuron’s work. With the development of the Basel Convention Center, this skill has been successfully deployed at an urban scale to stitch the city into the trade-fair ground. ■





### credits

**ARCHITECT:** Herzog & de Meuron – Stefan Marbach, partner in charge; Jacques Herzog, Pierre de Meuron, Wolfgang Hardt, partners; Tobias Winkelmann, associate/project director; Roland Schrieber, project architect

**ENGINEERS:** Ribi + Blum, Gruner, WITO, ARGE Gruner, Ernst Basler (structural); Lippuner Energie- und Metallbautechnik, CM Engineering, Plodeck Kurt ECS (HVAC); ARGE Scherler, Aicher De Martin Zweng, Herzog Kull Group (HVAC/electrical); Huustechnik Rechberger (m/e/p); Lippuner Energie- und Metallbautechnik (mechanical); Burger + Partner (civil)

**CLIENT:** MCH Swiss Exhibition (Basel)

**DESIGN/BUILD CONTRACTOR:** HRS Real Estate

**CONSULTANTS:** Ferroplan Engineering, Neuschwander + Morf (facade); Zimmermann + Leuthe (building physics); Ingenieurbüro Stefan Graf (sustainability); Bartenbach LichtLabor (lighting); Vogt (landscape)

**SIZE:** 896,600 square feet

**COST:** withheld

**COMPLETION DATE:** February 2013

### SOURCES


**FACADE CLADDING:** Novelis; Rytz Industriebau; Marx Flachdach

**GLAZING:** Aepli Metallbau; Steindl

**LIGHTING:** Zumtobel (exterior/interior); Leucom (electronic displays)

**LIVE/WORK**

The 1870 building by Nicholas Whyte (left) was first used for manufacturing on the upper floors and retail on the ground. Restoring it took eight years and involved repairing 1,300 pieces of cast iron, including 320 that were recast. The third-floor studio (below) looks the same as it did in Judd's day but now has double-glazed windows and new insulation.



Judd Home and Studio | New York City |  
Architecture Research Office

# SOHO TIME CAPSULE

With a light touch, a New York firm restores the base of minimalist master Donald Judd.

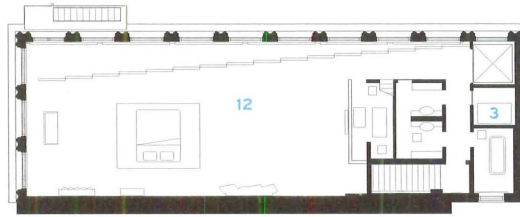
BY CLIFFORD A. PEARSON

PHOTOGRAPHY BY JAMES EWING

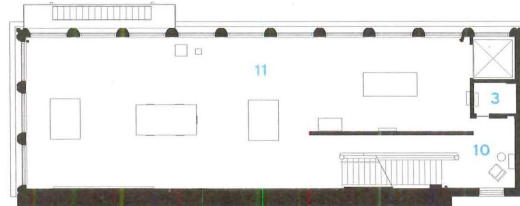
WHILE HE was redefining the boundaries of art in the 1960s, '70s, and '80s, Donald Judd reconfigured 101 Spring Street, his New York City home and studio, into a supersized piece of sculpture. Judd, who bought the 1870 cast-iron building in SoHo in 1968 for \$68,000, transformed the industrial relic into an architectural version of his iconic boxes. He treated it as a five-story laboratory for displaying art, both his own and that of friends such as Dan Flavin, Frank Stella, and John Chamberlain. In the process, it became a vibrant hub of the art scene that blossomed in SoHo in that era. But as the area changed in recent years from art center to upscale shopping mall, 101 Spring stood suspended in time, a somewhat forlorn reminder of the days before Prada, Banana Republic, and Uniqlo changed the neighborhood.

In 2005 the Judd Foundation—including the artist's son, Flavin Judd, and daughter, Rainer Judd—decided to restore 101 Spring, which remained a repository of the artist's work

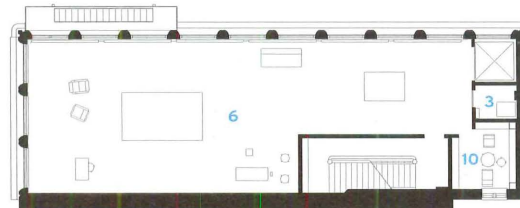




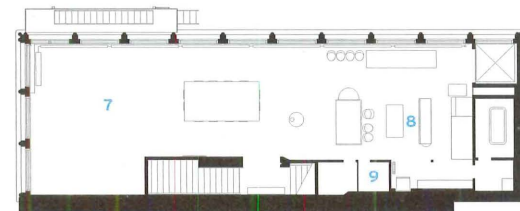
FIFTH FLOOR



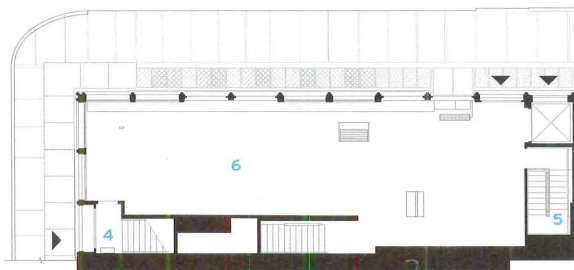
FOURTH FLOOR



THIRD FLOOR



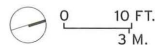
SECOND FLOOR



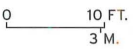
GROUND FLOOR



CELLAR



SECTION A - A



- |                  |                  |
|------------------|------------------|
| 1 OFFICE         | 7 LIVING SPACE   |
| 2 MEETING ROOM   | 8 KITCHEN        |
| 3 MECHANICAL     | 9 PUPPET THEATER |
| 4 EXISTING STAIR | 10 STUDY         |
| 5 NEW STAIR      | 11 DINING        |
| 6 STUDIO         | 12 SLEEPING      |

credits

**ARCHITECT:** Architecture Research Office – Adam Yarinsky, principal in charge; Jeff Hong, project architect; Jejon Yeung, James Henry, Zac Stevens, Katy Barkan, Jeff Jordon, Matt Azen, project team

**EXTERIOR RESTORATION**

**ARCHITECT:** Walter B. Melvin Architects

**ENGINEERS:** Robert Silman Associates (structural); Arup (m/e/p, fire and life safety); Langan Engineering (civil)

**CLIENT:** Judd Foundation

**CONSTRUCTION MANAGER:** F.J.

Sciame Construction

**SIZE:** 14,500 square feet (including below-grade levels)

**COST:** withheld

**COMPLETION DATE:** June 2013

**SOURCES**

**FACADE CAST IRON:** Robinson Iron

**WOOD WINDOWS:** Artistic Windows

**GLASS:** Competition Metals

**SMOKE BAFFLES:** Electro-Kinetics

**MOTORIZED SHADES:** Lutron

**MILLWORK:** Humboldt Woodworking

after his death in 1994, and open it to the public for the first time. The project posed complex challenges in terms of bringing the building up to code and accommodating visitors. “We wanted to retain the character of a house and studio,” says Michele Saliola, director of programs for the foundation. “We didn’t want it to feel like a museum.”


The project’s scope encompassed both major work on the building’s exterior and radical surgery on its interiors. Adding all the new mechanical systems meant “essentially inserting a new building inside the existing one, while making everything invisible,” explains Adam Yarinsky, the principal in charge of the project for Architecture Research Office (ARO), the firm overseeing the renovation.

Working with Walter B. Melvin Architects (exterior restoration) and Robert Silman Associates (structural engineering), ARO restored the building to the look of its 1970s glory days as a hotbed of artistic creation, not its original 1870s sweatshop mode—a decision approved by New York’s Landmarks Preservation Commission. They repainted it the color Judd used (battleship gray), not the cream tone from the 19th century. Inside, they kept the fluid, open areas Judd created for his work and family. They even restored a secret cupboard-like space tucked under the building’s main stair on the second floor, which Rainer revealed to this writer on a recent visit and explained was used by her and her brother to put on puppet shows. ARO inserted restrooms and offices for the Judd Foundation in the cellar and meeting rooms in the subcellar, with restored glass blocks in the sidewalk bringing daylight to both lower levels. A new



AT HOME Donald Judd in the first-floor studio in the 1970s (above). He made the table and chairs on the second floor (below), which was used for cooking, dining, and socializing. An Ad Reinhardt painting hangs near the table, and a mural by David Novros occupies the wall by the south-facing windows.





steel-plate stair at the north end of the building provides access to the two floors below the street.

On the exterior, Robert Bates of Walter B. Melvin Architects oversaw the work of stripping and restoring in place the cast-iron columns, removing and restoring all window frames and spandrel panels, and recasting 320 pieces of architectural ironwork such as broken capitals and cornices. He replaced all the glass above the first floor with insulated double glazing, using restoration glass that imitates the original on the inside and low-iron glass on the outside.

To accommodate a new air-handling system, sprinkler pipes, electrical conduit, and security and fire alarms, ARO waged a stealth architectural insurgency on the original building envelope—finding ingenious ways of weaving new mechanical equipment behind walls and in small spaces stolen from old uses. Some of that space was liberated by placing major mechanical equipment on the roof, which had to be rebuilt with new steel structural elements to support the weight.

Walking through the building now, you feel Judd's presence everywhere—from the wood dining table and chairs he made himself to the drawing tools still spread out on his desk. It's a little creepy, but in the same way that any house museum is. Judd believed that each floor should have a

singular function, so you find cooking/eating facilities on the second floor, his studio on the third, a big space for socializing on the fourth, and places for sleeping on the fifth. The first floor, which the artist often used for meeting with students, will now host talks, parties, and other events—the only floor that will have a flexible role.

Judd saw history as something to be engaged, not treated as an artifact, says Yarinsky. ARO took a similar approach in renovating 101 Spring, preserving the worn treads of the wood stair running along the east edge of the building, for example, while inserting a new pivoting glass-and-steel door in the below-grade offices. On the fourth floor, the firm faced a tricky problem of maintaining the flowing space around the stair landing where Judd had removed partitions. To keep the area open while meeting fire codes, ARO devised a pair of smoke baffles set into existing walls, elements that swing or spring into action only if there's a fire. As with so much of what the firm did on this project, Yarinsky hopes no one will notice the architects' clever solution.

Surrounded by the frenetic shopping culture of today's SoHo, 101 Spring will not magically return the area to its heyday as an arts mecca. But with the Judd Foundation now in its cellar and the public allowed inside, it will stand as an active lesson about a key moment in modern art. ■

#### ART SCENE

After Judd's son was born in 1968, Dan Flavin created a light piece that still runs along much of the fifth floor (above). On the opposite wall, pieces by (front to back) John Chamberlain, Judd, and Claes Oldenburg are back where they had been in the 1970s.





**STACKING HISTORY** ARO created offices for the Judd Foundation in the cellar and subcellar, using a pivoting glass-and-steel door and glass floor panels to bring daylight inside (above). The firm also installed a new steel-plate stair (right) to access the lower levels. Judd's drawing instruments still grace his desk on the third floor (top right).

El Greco Congress Center | Toledo, Spain | Rafael Moneo


# CLIMBING THE WALL

A design team weaves a new convention center into the fabric of an ancient hilltop city virtually unscathed by the ravages of time.

BY DAVID COHN

PHOTOGRAPHY BY DUCCIO MALAGAMBA





**STONE CARVING** Cut out of granite bedrock, the building rises amid Toledo's fortified walls (above right) and is topped by a terrace with spectacular views. Moneo's strategy is mimetic, reinterpreting the texture of existing stonework. Only the entry sequence (above), with its porch and a pedestrian bridge supported by a sculptural pylon, adds a note of contemporaneity.



**THE DESIGN** for a convention center in central Spain's historic city of Toledo presented Rafael Moneo with a fascinating problem: how to insert a modern, 400,000-square-foot building into a city that has scarcely changed since El Greco painted it in the 16th century.

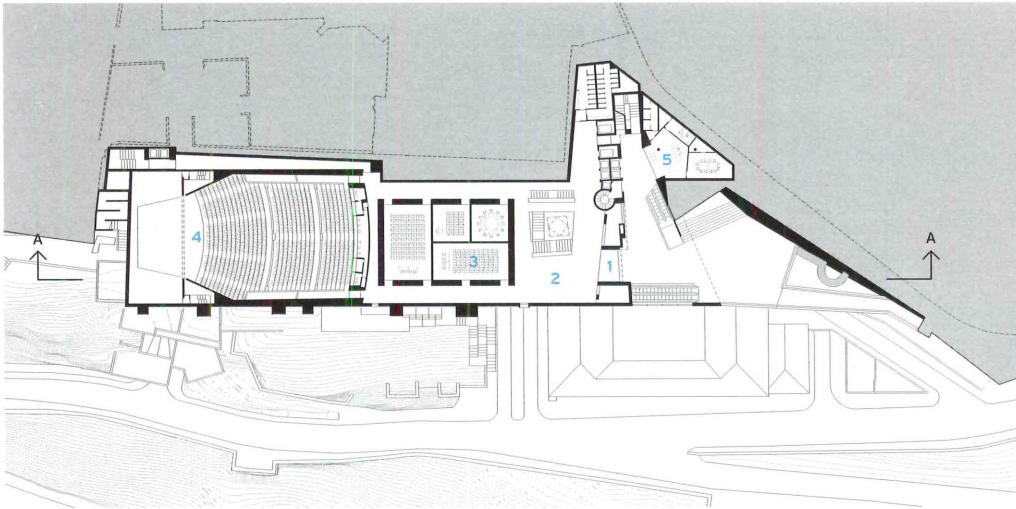
The Spanish architect's approach is essentially mimetic. He has introduced a platform, or terrace, into the existing mix of buildings and vegetation on the steep, fortified flanks of Toledo as it rises on a high bluff overlooking the Tagus River. Despite a few contemporary flourishes, El Greco Congress Center has a discreet presence, whether viewed from a distance or up close, as visitors climb the Paseo del Miradero from the city gates to the central Plaza de Zocodover at the top of the rise.

The building forms part of a master plan developed by the Barcelona urbanist Joan Busquets in 1993, which sought to improve access to the hilltop core of this UNESCO World Heritage site and to promote new activities. Toledo was an important center under the Romans, Visigoths, and Moors, and was the capital of Catholic Spain for nearly 600 years before enduring centuries of decline. More recently, the regional government of Castile-La Mancha and a public university have occupied many of its historic buildings, bringing greater diversity but worsening traffic congestion. Busquets's plan included new parking areas at the hill's base, with escalators to the city above. Working with the planner, Moneo suggested moving the parking to the site of an unattractive existing garage, replacing the structure with a new building that also includes a conference facility originally planned for another site.

The center's outer wall replaces sections of old rubble walls, in poor condition and of no historical value. The excavation behind it accommodates five levels of parking for 600 cars and the convention center with a 1,000-seat auditorium, a multipurpose hall with a capacity for 500, a restaurant, and four smaller conference rooms, all topped by a terracelike roof that has become a popular evening attraction.

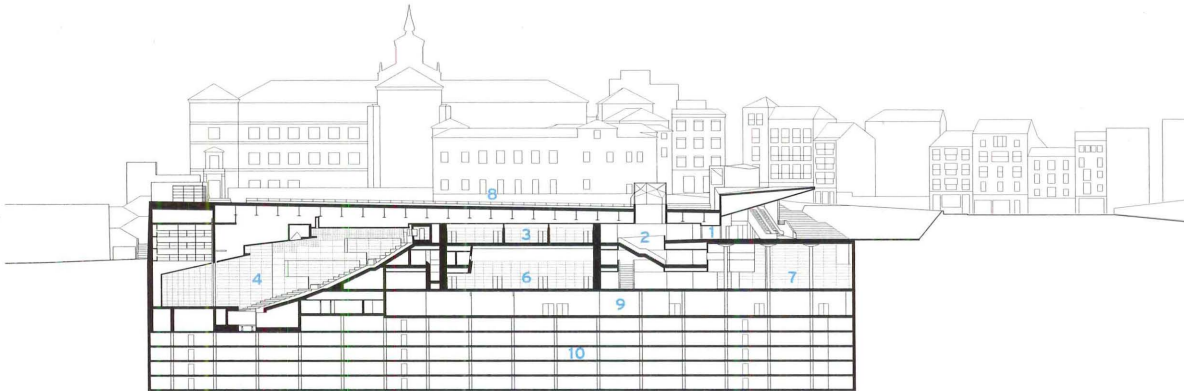
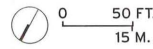
Moneo marks the entry to the building with a series of studied formal gestures that constitute his contemporary contribution to the urban fabric. A covered, porchlike plaza connects to the Paseo del Miradero via various ramps and stairs, including a pedestrian bridge that swoops out from the walls over the void below, supported by a sculptural, three-armed concrete pillar. Runs of escalators descend from the plaza along the inside face of the building's exterior wall to the street below, where they connect with a drop-off point for tour buses and to the main bus and train stations, located a few blocks away. The building thus functions as a key connector between transportation hubs and the city.

Moneo developed the project over 12 years, adjusting the design in response to severe


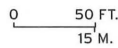


- 1 MAIN ENTRANCE
- 2 FOYER
- 3 MEETING SPACE
- 4 AUDITORIUM
- 5 OFFICE
- 6 MULTIFUNCTION
- 7 RESTAURANT/EXHIBITION
- 8 ROOF TERRACE
- 9 SERVICE FLOOR
- 10 PARKING


TOP FLOOR



SECTION A - A



NORTH ELEVATION



credits

**ARCHITECT:** Rafael Moneo – Oliver Bieniussa, project architect; Julie Hui-Guang Kaufman, Fernando Iznola, Edgar Sarli, Dirk Schlupp-kotten, team

**ENGINEERS:** Jesús Jiménez (structural); Rafael Úrculo (mechanical)

**CONSULTANT:** Higinio Arau (acoustic)

**GENERAL CONTRACTOR:** Acciona

**CLIENT:** Ayuntamiento de Toledo

**SIZE:** 487,800 gross square feet (including parking and outdoor spaces)

**COST:** \$56 million

**COMPLETION DATE:** December 2012



SOURCES

**ELEVATORS/ESCALATORS:** ThyssenKrupp

**ACOUSTIC CEILINGS, CUSTOM WOODWORK:** Frapont

**HARDWARE:** Assa Abloy


**FIXED SEATING:** Rafael Moneo for Poltrona Frau



#### STITCH IN TIME

The facade (left), which abuts existing structures, consists of granite rubble bands with concrete trim. The "buttresses" are vents for the parking garage. Escalators (far left) drop nine levels from the entry plaza to link the city center to nearby bus and train stations. Moneo designed the signage for the porchlike entry (below), which opens to the street leading up to the city center. Stairs and exterior paving are made of basalt, and walls are of poured concrete.






cost restrictions and construction delays. Some of the center's weaknesses might be attributed to these factors, particularly the rough quality of the exposed concrete, whose defects are magnified by its yellowish pigmentation, which was selected to blend into the color palette of the city but remains jarring to the eye.

The main facade, which is highly visible when seen from below, is finished to resemble other sections of the city walls, although in broader, contemporary proportions, with horizontal strips of coarse granite stonework separated by bands of concrete. The surface is interrupted by the vertical piping of vents for the parking garage, which emulate the stone and brick buttresses of nearby retaining walls. The vents are another discordant presence, finished in concrete and arranged rather weakly at different heights and spacing. A more regular spacing, like that employed by the surrounding houses, might have been more convincing.


"We had to make many adjustments over many years, and worked with very limited resources," says Moneo in response to these criticisms, while underscoring the relevance of his imitative approach. "We were always clear about the basic

strategy—and that is what's important. If the strategy is correct, everything that accompanies the project becomes secondary. And so it can be forgiven that the masonry is not strictly traditional, or its trimming is of concrete instead of brick."

To what degree does Toledo's memorable cityscape depend on the quality of each of its individual buildings? Zeroing in with a critical eye on any one of the anonymous structures that make up most of the urban fabric, you may find it lacking in one way or another—a dubious modernization, a drab exterior finish. Likewise, the crude workmanship, jarring color, and busy entry structure of Moneo's design may strike a discordant note at first sight. But take a step back, and everything blends into a harmonious whole. Given time and familiarity, Moneo's convention center will certainly join in Toledo's forgiving accumulation of historical periods. As the architect explains, "The building is there, but it is inconspicuous. It contributes to the life of the city, but it doesn't declare its presence." But had he chosen to make it more decidedly of its own period, perhaps its contribution to Toledo's image would have been more positive—one of dialogue and encounter. ■



TOP DOWN A stair (above) descends from the entry level through a skylit well. It is the focal point of the circulation spaces, which have floors of gray Sierra Elvira limestone and cedar-paneled surfaces. The main auditorium (right), finished in cedar and oak, rises four levels from the stage, with upper seats close to the ceiling due to height limits. Moneo first designed the seating for his Kursaal Auditorium in San Sebastián, Spain (RECORD, May 2000). The restaurant space on the lowest level (opposite) opens to a terrace at the foot of old city walls uncovered during excavations.



SFJAZZ Center | San Francisco | Mark Cavagnero Associates

A new center for jazz in San Francisco invites the public in for more than musical riffs.

# TAKE IT FROM THE TOP

BY LAMAR  
ANDERSON

PHOTOGRAPHY BY  
TIM GRIFFITH



AS A LATECOMER to San Francisco's performing-arts district, SFJAZZ, a 30-year-old concert series, had to figure out how to fit into the Hayes Valley neighborhood. Working against the backdrop of the Beaux Arts–styled San Francisco Conservatory of Music and War Memorial Opera House, Mark Cavagnero Associates set out to design a modern building for the jazz center that would look as if it had always been there. "We wanted to lock it into the street," says principal Mark Cavagnero, "and to have the sidewalk and the lobby and the café all open up into the public realm." Pointing out the

center's diaphanous glass facade, he adds, "There's no opaque wall between you and the SFJAZZ Center. It's as transparent as we can make it."

When the new building for SFJAZZ opened in January, it became the first stand-alone venue specifically built for jazz in the U.S. (Jazz at Lincoln Center's Rose Hall in New York is part of the Time Warner Center.) This musical arrival to the neighborhood replaced a muffler shop that had not extended all the way to the sidewalk. To integrate the center into the streetscape, the architects massed the upper two levels of



the three-story building to align with those of neighboring structures and pulled back parts of the top floor to echo, in an abstract manner, the pattern of a mansard roof next door. Along the building's south side, a concrete wall bookending the upstairs balcony juts out in front of a neighboring church. To avoid blocking the sun on the church's facade, the architects added a slotted opening that lets daylight through.

The architects conceived the 36,550-square-foot structure as a living room for the neighborhood. The central volume, a concrete box housing a state-of-the-art auditorium, carries the building's entire seismic load so the L-shaped perimeter, containing public amenities, can have as much uninterrupted glass as possible. Such spaces—including porchlike lobbies on the first and second levels, a sidewalk café run by restaurateur Charles Phan, and an ensemble room for rehearsals or smaller performances, which are visible to passersby—stay open both day and night.

To build an auditorium that would recall the intimate

experience of a jazz club, the architects discarded the traditional shoebox layout with a proscenium stage and a narrow block of seats. Instead, they took inspiration from a nonmusical typology: a cube-shaped community room along the lines of Frank Lloyd Wright's Unity Temple in Oak Park, Illinois (1908). With a customized acoustics system aided by a large steel-tube canopy and baffles behind the musicians, the architects (with theatrical consultants Auerbach Pollock Friedlander) were able to arrange seating on all sides of the performers. Flexible elements, such as movable risers, an adjustable stage, and acoustic screens—which block unfilled seats from view—allow the space to make a transition in scale and configuration from a small dance floor surrounding the musicians to a 734-seat concert hall.

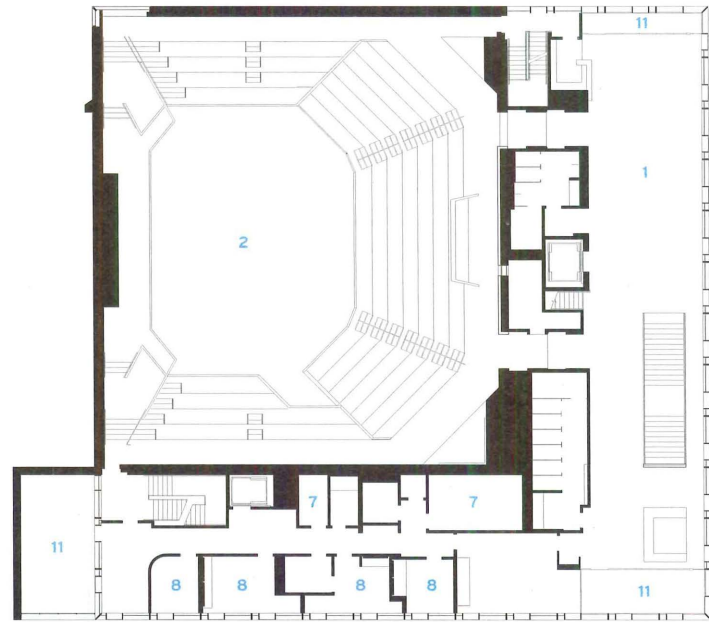
By giving the seats a steep rake, the architects set up a personal relationship between the audience and performers. "The musicians look at people's faces and not at the tops of their heads," says Cavagnero. "They like that feeling of being



**DISCREET  
TRANSPARENCY**  
The architects pierced the poured-in-place-concrete structure with glass window walls so pedestrians standing outside the south facade (right) or the north facade (opposite) can observe activities within.

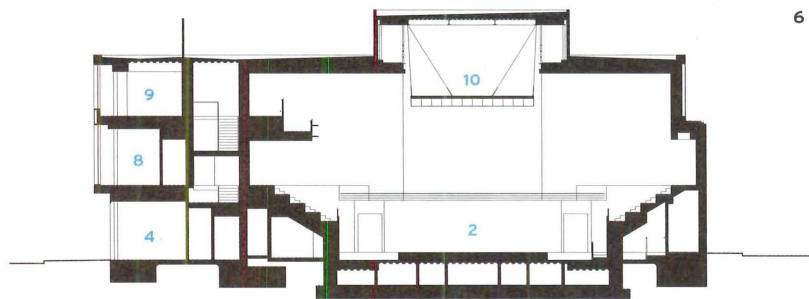


FIRST FLOOR

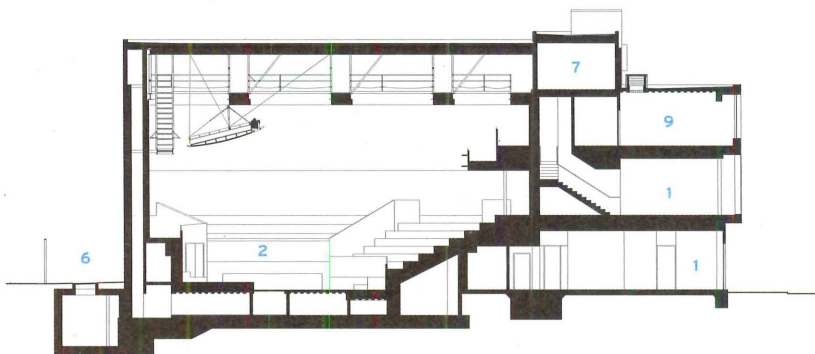


SECOND FLOOR

- 1 LOBBY
- 2 AUDITORIUM
- 3 ENSEMBLE ROOM
- 4 CAFÉ
- 5 EDUCATION SUITE
- 6 LOADING DOCK
- 7 SUPPORT
- 8 DRESSING ROOM
- 9 OFFICE
- 10 TECHNICAL MEZZANINE
- 11 OUTDOOR TERRACE



SECTION B - B



SECTION A - A



credits

**ARCHITECT:** Mark Cavagnero Associates – Mark Cavagnero, design principal; Kang Kiang, principal in charge; Goetz Frank, project architect; Cameron Cooper, job captain

**ENGINEERS:** Forell/Elsesser Engineers (structural); WSP Flack + Kurtz (m/e/p, lighting)

**CLIENT:** SFJAZZ

**CONSULTANTS:** Auerbach Pollock Friedlander (theater); SIA Acoustics (acoustical); McClintock Facade Consulting (facade)

**SIZE:** 36,550 square feet

**COST:** \$33 million

**COMPLETION DATE:** January 2013

**SOURCES**

**RAINSCREEN:** Swisspearl

**METAL AND GLASS CURTAIN WALL, GLAZING:** Zetian Systems West

**ENTRANCE DOORS:** PRL Glass Systems; Dorma USA (floor closers)



**FLEXIBILITY REIGNS** Asymmetrically arranged seating for more than 700 wraps the auditorium stage on four sides (above). The center is designed to draw the public inside day and night (below) with a lobby on two levels and other amenities.

immersed in the audience. There's a sense of energy they get from a steeply raked house."

To extend that spirit of exchange to the building edge, the architects used low-iron glass for the facade. Its balance of transparency and reflectivity picks up nearby buildings, trees, and passing cars so that the perimeter seems to dissolve into the cityscape in the daytime. At night, the center's lights restore the building's edge, revealing the activity within. Through a swath of glass that cuts from the café to the stage, passersby looking in before a concert can see the piano bathed in a spotlight.


Cavagnero sees the building's relationship with its surroundings as a reciprocal one. "Once you start engaging the neighborhood," he says, "the neighborhood can benefit from you. But you can benefit from it, too." Using glass on three sides of the second-floor lobby, for instance, makes the narrow, 25-foot-wide hall appear much more spacious. To visually extend its boundary, SFJAZZ installed large black-and-white photos of jazz personalities in the windows of a vacant school across the street. Suddenly, "the lobby isn't 25 feet, it's 125 feet," says Cavagnero. "You bring that into your building, and it further reinforces—subtly, almost subliminally—the sense that SFJAZZ is part of the neighborhood. It's all just one big urban space." ■

*Lamar Anderson is a frequent contributor to RECORD who is based in San Francisco.*



UBC Faculty of Pharmaceutical Sciences | Vancouver, British Columbia | Saucier + Perrotte Architectes and HCM

# MEDICINE CHEST



In Vancouver, a new campus building for pharmaceutical studies conceived by Gilles Saucier makes a bold statement while reshaping its context.

BY JAMES GAUER

PHOTOGRAPHY BY MARC CRAMER

**ICONIC DESIGNS** don't always make good places. Photogenic buildings that assert themselves as individual landmarks may ignore their context and fail to enhance the public realm. Yet the University of British Columbia (UBC) Faculty of Pharmaceutical Sciences and Centre for Drug Research and Development, a new 275,870-square-foot research, teaching, and office facility, succeeds on both individual and community levels. Designed by Saucier + Perrotte Architectes (S+P) of Montreal with Hughes Condon Marler Architects (HCMA) of Vancouver, it's already famous for the Cubist collage of glass volumes that animates its west facade. The entire structure, intended to promote creativity and collaboration among its 790 students and 55 faculty members, provides UBC with a state-of-the-art building worthy of its international reputation. And it transforms a nondescript corner of the campus into a prominent gateway.

UBC occupies 1,005 acres eight miles west of downtown Vancouver and serves almost 50,000 students. Its architecture ranges from Collegiate Gothic to an International Style of concrete, brick, and glass. The campus enjoys a natural setting of breathtaking beauty on a wooded promontory overlooking the Strait of Georgia—but not on its lackluster southeast edge, where the pharmacy school occupies a 2-acre site. Yet the building more than fulfills new campus guidelines intended to increase density, strengthen a sense of place, and promote design quality. Its powerful rectangular form, cantilevered over a recessed ground floor, anchors a busy intersection and a well-traveled pedestrian path. It also frames outdoor space and displays its academic activities in a highly transparent, signature work, whose taut glass skin—in six shades from clear to black—provides a suave counterpoint to a banal parking garage next door and the trio of red-brick masses across the road that house the life-sciences department.

Saucier + Perrotte and HCMA articulated the building's program by looking to nature. "The idea of a root system growing over time into a tree with an extensive network of branches serves as an allegory for the development of modern medicine," says S+P design principal Gilles Saucier. "The image of two trees and their foliage, fused and intertwined, provided the conceptual underpinning of the building."

In trying to link the metaphor of trees to a sleek glass enclosure, Saucier urges you to "think of the image of two trees with overlapping canopies. Then visualize this image pixelated, transforming the



#### GLIMMERING ABSTRACTION

The west facade of the pharmaceutical building provides a showstopping entrance, where glass-clad cubes are pulled out of the volume (opposite). Occupying a corner site on the UBC campus, the rectilinear structure hovers above a base where sleek glass walls alternate with sturdy poured-in-place concrete, as shown on the south facade (above).




#### GEOMETRIC EXPRESSIONISM

The two wedge-shaped atriums of the pharmaceutical building are clad in cedar, and skewed openings in a canted white gypsum-board wall along the south end of the east atrium reveal glimpses of the perimeter circulation (left). Cedar also lines the cubiform offices (below). In the lobby (opposite), the poured-in-place-concrete structure looks like an angular tree trunk.

organic shape of the foliage into a more Cartesian geometry.” (You have to squint a bit, but it works.)

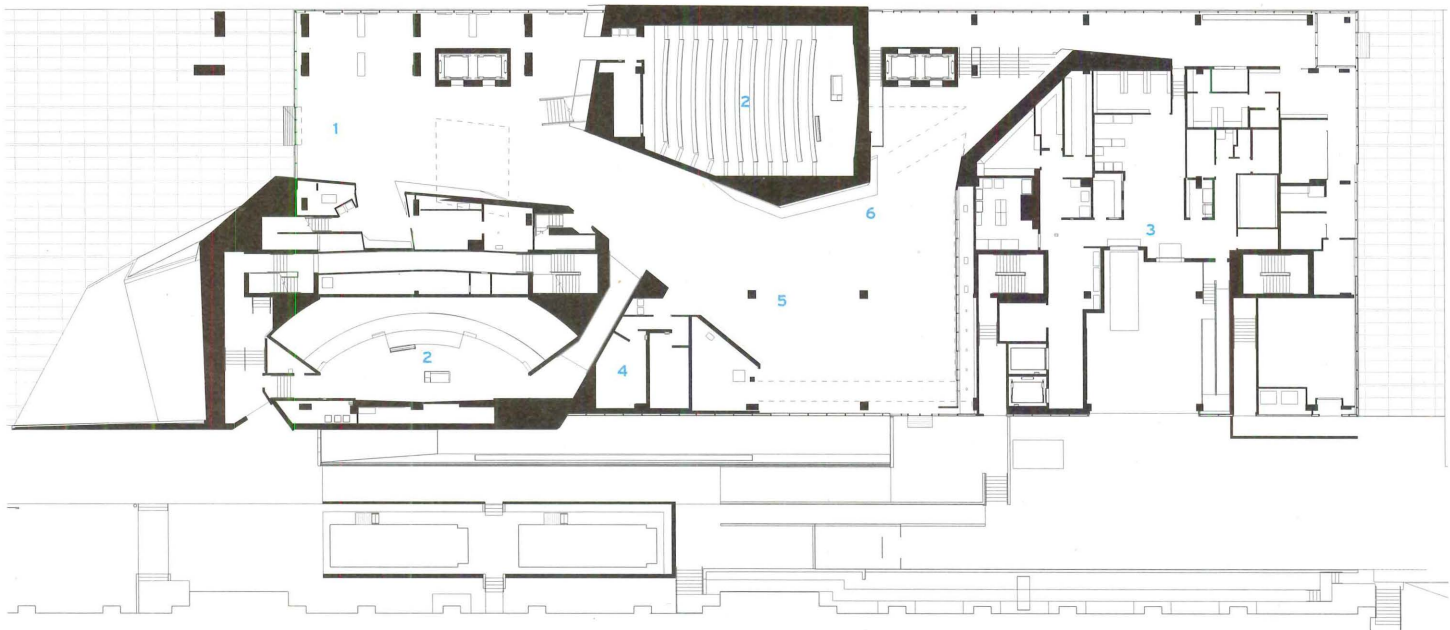
The pixelated geometry reaches its climax on the iconic west facade, where the planar glass curtain wall that clads the other facades explodes into a sculpture of cantilevered cubes. This tectonic tour de force overlooks a plaza whose abstract design extends the building’s ground plane into the landscape with concrete and wood benches meant to evoke tree roots. Above, the glazed cubes contain seminar rooms, some clad in mirrored glass, which will reflect foliage at the opposite end of the plaza once the trees have grown tall enough.







FIFTH FLOOR



GROUND FLOOR



- 1 ENTRANCE
- 2 AUDITORIUM
- 3 RECEIVING AND STORAGE
- 4 FOOD SERVICES
- 5 INFORMAL LEARNING
- 6 COMMONS
- 7 OFFICES
- 8 ATRIUM
- 9 LABS
- 10 WORKSTATION

### credits

**ARCHITECT:** Saucier + Perrotte Architectes and Hughes Condon Marler Architects – Gilles Saucier (S+P), design principal; André Perrotte (S+P), Roger Hughes (HCMA), managing principals; Bill Uhrich (HCMA), Craig Lane (HCMA), project architects; David Moreaux (S+P), design coordinator

**ENGINEERS:** Glotman Simpson Consulting Engineers (structural); Stantec (mechanical); Applied Engineering Solutions (electrical)

**CLIENT:** University of British Columbia Properties Trust

**CONSULTANT:** Perry + Associates (landscape)

**SIZE:** 275,870 square feet

**COST:** \$90.5 million

**COMPLETION DATE:** September 2012

### SOURCES

**CURTAIN WALL:** Inland Glass and Aluminum; Glasstech

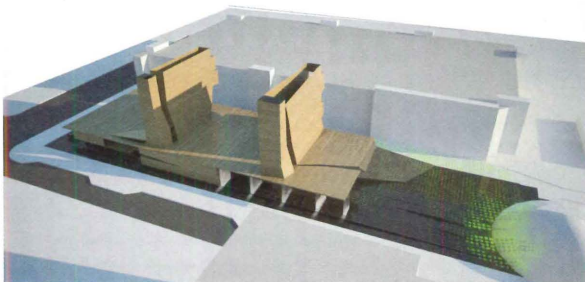
**ZINC AND ALUMINUM SOFFITS AND ROOFING:** Kerrian Metalhouse

**SKYLIGHTS:** Echo Glass Installations





The architects pixelated an image of two trees to morph the organic form into Cartesian geometry for the building's design.



The poured-in-place-concrete base rises up to enclose two atriums.



Cubiform offices on the perimeter wrap around white laboratory volumes separated by the atriums.



The tree analogy serves as a placemaking exercise inside as well, where a monumental public space on the ground floor makes the organic parti palpable. There, within the pharmaceutical center's sleek glass enclosure, the metaphorical tree roots are tilted planes of rough, board-formed concrete, resawn cedar planks, and black glass, which dramatically heave up from a polished concrete floor. The cedar planks extend upward to cover skewed ceiling planes and parapets edging two obliquely shaped atriums. Concrete elevator cores are painted black, as are steel stairs leading to a mezzanine surrounded by a black glass railing. Recessed theater entrances, painted bright yellow, provide relief from the otherwise somber palette.

The amorphous space around the theaters is a lively if dimly lit student commons with a café and an exhibition on the history of medicines, elegantly installed in vitrines and wall panels. With entrances on all four sides and an envelope of clear glass, this dynamic and densely textured public space can be easily seen by passing pedestrians.

High above, the "tree trunks" grow into two light wells that naturally illuminate the interior. Cubic white "treehouses" of fritted glass and crisply detailed wall panels contain laboratories for pharmaceutical research and development. Offices and meeting rooms are placed at the perimeter, like branches and foliage. "The difficulty of this project," Saucier notes wryly, "was knowing when to stop referring to the transformation of trees, because, of course, in the end it's

about the spaces." Luminous circulation paths wrap around the skylit atriums in an arrangement that provides, according to HCMA managing principal Roger Hughes, "spaces for chance encounters and cross-pollination of ideas."

Metaphors don't always yield good architecture, but Saucier's building-as-trees is surprisingly and subtly successful. Its elegant glass volume gives the site a much-needed dose of urbanity, enlivening the pedestrian paths and open space that surround it while showcasing its functions in the highly articulated interior. If the finishes used on the ground floor to elaborate the metaphor create a rather lugubrious effect, apparently it hasn't dampened the spirits of the students and faculty. "I love it," says one undergraduate. "It's *our* building." Proof of their enthusiasm is the student-performed lip-dub video "It's Always a Good Time"—a bouncy, dance-along tour of the new UBC building that anyone can check out on YouTube. ■

James Gauer is an architect based in Victoria, B.C., and the author of *The New American Dream: Living Well in Small Homes*.

**LIGHT BEAM**

On the north edge of the sixth floor (above), a narrow skylit shaft brings natural illumination into the interior, separating the offices (banked on two levels) from the higher-ceilinged laboratories. The skinny light well runs perpendicularly to the two large cedar-clad atriums in the interior of the block.

RMIT Design Hub | Melbourne | Sean Godsell Architects

# WHEN A SQUARE BUILDING FLIPS OUT

With more than 16,000 rotating glass discs, a center for multidisciplinary design gives a new spin to engaging with its surroundings.


BY ELIZABETH FARRELLY

PHOTOGRAPHY BY EARL CARTER



SEAN GODSELL is a surprise. I'm expecting a rising rock star of an architect, a Melbourne Bjarke Ingels, with more success than he knows how to use. The man I find is almost the opposite—more in the mold of Glenn Murcutt, with a small, dedicated practice, an intense seriousness about the job, and a staunch devotion to making architecture from first principles.

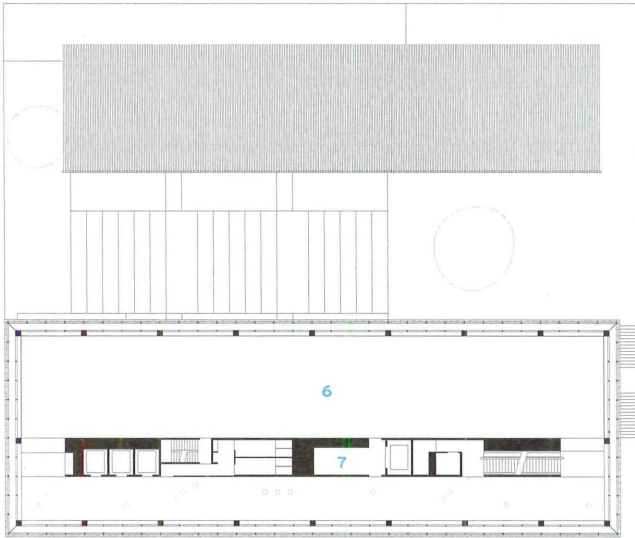
Godsell's reputation, like Murcutt's, is bigger than his buildings, which are themselves remarkably Murcuttesque, with their orthogonal forms, underdressed materials, and attenuated plans. Mostly boxes, they range from Future Shack, the 1995 parasol-sheltered habitable shipping container that first put Godsell on the international stage, through a series of widely published steel-and-timber houses (RECORD, April 2008, page 90). They stand in contradistinction to the typical Melbourne shtick, which implies that architecture is a bit of a giggle and repeatedly reenacts Venturi with the multicolored, the stuck-on, the decorative. Godsell is undisturbed by this, saying, "I'm happy to work in isolation."



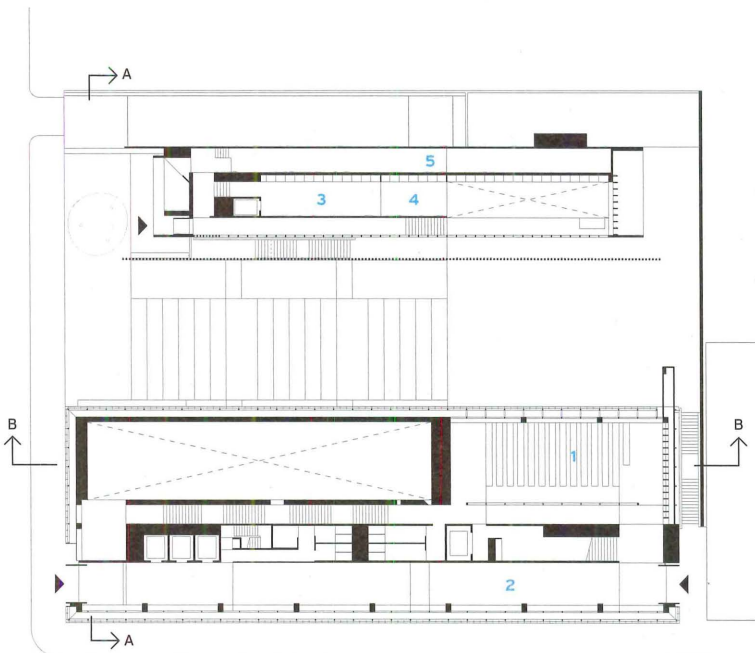




FIFTH FLOOR



SECOND FLOOR

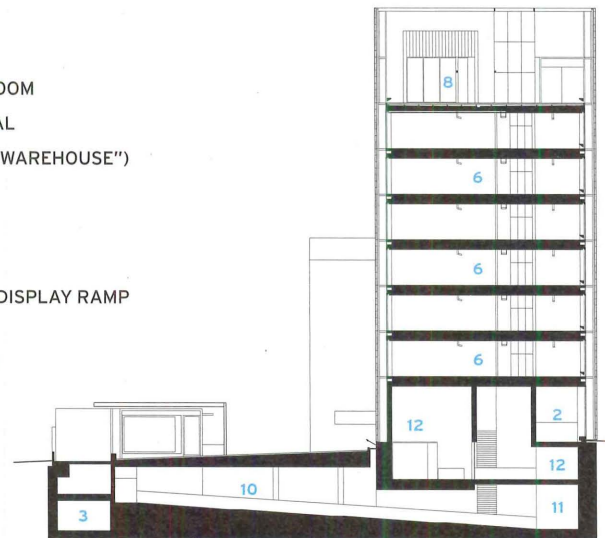


GROUND FLOOR

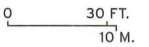


SECTION B - B

- 1 LECTURE HALL
- 2 LOBBY
- 3 ARCHIVES
- 4 MEETING ROOM
- 5 MECHANICAL
- 6 STUDIOS ("WAREHOUSE")
- 7 STORAGE
- 8 SEMINAR
- 9 KITCHEN
- 10 ARCHIVES-DISPLAY RAMP
- 11 DISPLAY
- 12 EXHIBITION
- 13 CAFÉ



SECTION A - A



credits

**ARCHITECT:** Sean Godsell Architects – Sean Godsell, Hayley Franklin

**ARCHITECT OF RECORD:** Peddle Thorp Architects – Chris Godsell, James Hampton, Raf Nespola, project team

**ENGINEERS:** Felicetti (structural); AECOM (mechanical/electrical)

**CONSULTANT:** Aurecon (project manager)

**GENERAL CONTRACTORS:** Watpac (base building); Brookfield Multiplex Australia (fit-out)

**CLIENT:** RMIT University

**SIZE:** 140,000 square feet (gross)

**COST:** withheld

**COMPLETION DATE:** July 2012

**SOURCES**

**FACADE:** Permasteelisa Group

**METAL PANELS ON ROOF**

**PAVILIONS:** Umicore Group

**GALVANIZED-STEEL GRATING:** Rhino Grating



Why the box? All architects fear being boring, says Godsell. The box is just the hardest form to make interesting. What is no surprise is that Godsell's latest triumph, the Royal Melbourne Institute of Technology (RMIT) Design Hub, is yet another box (or rather two), writ tall.

Highly nuanced and spatially serene, this project works on several levels and scales. From a distance, at the clash of two street grids that marks one of Melbourne's messiest and least charming precincts, it reads as an exercise in cool self-possession: translucent, ordered, its glowing skin folded with loose precision, kimono-like, about a solid core.

Closer up, you notice that the skin on one box has nearly 16,250 sandblasted-glass discs, which can be used for applied solar research and one day may fuel the building. (More on the facade on page 110.) Get even closer and you see that the discs become more opaque, their tessellation more dominant. The discs rotate (vertically on three walls, horizontally on the other) to reduce solar gain; when they do, the building becomes more textural, acquiring a reptilian scaliness.

Australian universities can be divided into those established long ago on their own sprawling campuses and Johnny-come-lately institutions that are more scattered but also more urban. The latter stand at the forefront of current commitments to urban reinvestment and community connectivity, a vogue on which RMIT wholeheartedly capitalizes.


Margaret Gardner, RMIT's vice chancellor and the primary client for the Design Hub, says she wanted a building that would unify the design disciplines across this most urban of campuses, providing flexible studio spaces (or "warehouses") for transdisciplinary postgraduate research teams while drawing the life of the city in and through it.

It's a nice program and well fulfilled by Godsell's design, with its pair of boxes: an eight-story stack of flexible studio

**STREET SMARTS** The simple form of the main building (previous pages) provides a visual anchor at a messy intersection of two street grids. The 2-foot-diameter glass discs covering the building rotate to shade interiors and provide an animated skin that captures and reflects light in different ways.

**AT WORK** Most floors in the main building offer large "warehouse" spaces for transdisciplinary teams of designers to meet and work on changing projects (above). The lower building serves as the Design Hub's archives and has spaces for books, lectures, and exhibitions (below).





#### KEEPING COOL

The project earned the Green Building Council of Australia's highest rating at the time it opened, thanks to automated sunshading provided by movable and fixed discs on the main building (opposite), as well as perimeter-air intakes and fine-mist sprinklers in the double-glazed inner skin. The low archives building (at right in left photo) offers a visual and functional counterpoint to the tall main building.

and exhibition spaces, and a two-story archives wing. A broad, café-lined pedestrian space ramps between the two buildings, linking the street at one end of the site to a forthcoming commercial development at the other.

Structurally, the tall building is pretty conventional, with steel-clad concrete columns supporting partly-post-tensioned floor slabs from which the facade is hung. The low archives wing offers a visual and structural counterpoint, with a set of rectilinear steel tubes slipped one inside the other.

In the tall box, each main floor has a vast “warehouse” space for changing, project-based design teams and a parallel “long room” that serves as circulation, exhibition, and gathering space. On top of the building, four steel-portal pavilions house seminar rooms that open onto a roof deck.

A glance at Godsell's oeuvre suggests a rationalist, Miesian approach. And Mies is certainly there. But less predictable influences can be seen too, in five “tributes”—to Shinohara, Corbusier, Palladio, Michelangelo, and Peter Corrigan.


Corrigan, father of Melbourne's Venturi-ism, taught Godsell and employed him briefly as a student (before the

three years Godsell spent, more significantly, working in London with Denys Lasdun). The tribute takes the form of a wall-size supergraphic—“MOTHER KNOWS”—from a 1981 Corrigan artwork on a Melbourne tram.

The other tributes, being spatial, are more interesting. There's the door-within-a-door at one of the archives' entrances (Michelangelo's San Lorenzo Chapel), the archives' layered box front (Palladio's Il Redentore), the slender off-form columns in the main building's basement workshop and foyer (Corbu's Ahmedabad), and, most enchanting, the long, ruthless Shinohara stair that drops 29 feet in a slot 195 feet long and 6 feet wide that runs through the archives on the ground floor.

But one influence is the most surprising and entrancing of all—John Soane. At first glance, Soane's house in London seems to represent everything that Godsell's boxes preclude: complexity, darkness, symbolism, intrigue, romance. Yet Godsell says, “There's a lot of Soane in this building.” He's right. The winding route, the choreographed glimpses (one spanning the length of the Shinohara stair), the use of darkness as a ground for light, the way delight is deployed to enrich commodity; pure Soane. If good architecture involves complexity that appears simple, minimalism that feels rich, and pragmatism fleshed out with beauty, then this is it. ■

*Elizabeth Farrelly is a Sydney-based columnist and the author of Glenn Murcutt: Three Houses; Blubberland: The Dangers of Happiness; and Potential Difference.*



# Buildings Show Off New Moves

To enhance environmental performance and create dramatic visual effects, architects devise facades that adapt to changing conditions. [By Russell Fortmeyer](#)

**THE OUTER** layer of the double-skin facade for the Design Hub at the Royal Melbourne Institute of Technology (RMIT) consists of more than 16,000 individually mounted translucent glass discs repeated on all four elevations of the eight-story main building. The repetition of cellular units has long interested the Design Hub's Melbourne-based architect, Sean Godsell, an alum of RMIT. In this case, selected groupings of the discs automatically pivot around a vertical axis in response to the sun's position. This use of a dynamic system represents the latest—and largest—investigation of kinetic technology by Godsell's eponymous firm (see page 104), as well as one of the more distinctive examples of the rapidly developing genre of dynamic facades.


In past projects, such as a house in Glenburn, Australia, completed in 2007, Godsell has used low-tech devices like metal louvers or grid-like mesh screens to shade glazed facades, an approach adopted by other architects. For the Design Hub, he was asked to pursue a more innovative strategy that would speak to the multidisciplinary design programs planned for the building. "The university was keen to demonstrate its interest in solar technology and green buildings, so we gave them a smart facade that could evolve," he says.

The outer facade consists of 774 panels, each with 21 sandblasted glass discs,  $\frac{3}{8}$  inch thick. The panels sit in a steel frame separated by about 3 feet from the building's inner facade—a more conventional double-glazed, argon-filled curtain wall. In each seven-disc column of the outer skin's panels, the top three discs are fixed. The bottom four, which are in the occupants' line of sight, are operable.


The west, east, and north facades, exposed to the harsh Australian sun, contain the movable components. They pivot in waves based on the time of day and year. Over the course of an hour, the discs open as little as 5 degrees up to a maximum angle of 80 degrees. However, their movement, which is controlled by actuators, is so gradual it is hardly noticeable to passersby. The university has the option of one day installing electricity-generating photovoltaics on the discs as part of a technology-development and -testing program.

Dynamic facades, like the one cloaking the Design Hub, are a response to the industry's latest preoccupation: performance. With architects no longer satisfied to merely decorate a shed, facades have become the primary platform for energy efficiency, thermal comfort, cost savings, branding, and image.

The industry has yet to formally agree on terminology, so it's easy to find labels like *adaptive*, *transformable*, *movable*, and *kinetic* applied to these building-envelope systems. But *dynamic*, in its clear opposition to *static*, emerges most often as the choice among architects, facade consultants, and manufacturers. "In the most straightforward sense, a building with sensors, controllers for adjustable blinds, and dimmable lighting all tied together is a dynamic system," says Mic Patterson,







**RMIT DESIGN HUB** This eight-story building in Melbourne is cloaked in more than 16,000  $\frac{3}{8}$ -inch-thick translucent glass discs (left). These are divided into 774 panels, each three discs wide and seven discs tall. Within each panel, the top three discs are fixed; the bottom four, which are in the occupants' line of sight, are operable. The movable discs pivot (far left and below left) based on the time of day and year, opening as little as 5 degrees up to a maximum of 80 degrees over the course of an hour.



director of strategic development for the national facade design-build contractor Enclos. He views projects like the 52-story New York Times Building, designed by Renzo Piano Building Workshop with FXFowle, as essentially dynamic (RECORD, February 2008, page 94). Even though the veil of 3-inch-diameter ceramic tubes that cloaks the Midtown Manhattan tower is fixed, he points out, the curtain wall, manufactured by Portland, Oregon-based Benson Global, is integrated with other building systems, such as lighting and interior shades, to affect solar-heat gain, daylighting, glare, thermal comfort, and, ultimately, energy performance.

The conventional wisdom regarding dynamic building envelopes is that they are costly, require burdensome ongoing maintenance, and are best suited to a Northern European climate. Such industry challenges did not deter architects at Solomon Cordwell Buenz (SCB) from proposing a dynamic facade for the Richard J. Klarchek Information Commons, completed in 2007 at Loyola University in Chicago (RECORD, May 2007, page 241). SCB's ultimate success with that building's double-skin, fully glazed curtain wall, automatic venetian blinds, and operable windows laid the groundwork for a series of recent projects for the university that deploy similar strategies, resulting in significant energy savings and highly transparent, comfortable facilities that have been a hit with Loyola's students, faculty, and administration.

Devon Patterson, the principal at SCB who has led the design effort for Loyola (no relation to Mic Patterson), built on his experience with the information commons to implement a natural-ventilation strategy for the university's Marcella Niehoff School of Nursing and Center for Collaborative Learning, a 60,000-square-foot, four-story classroom and office building opened in August 2012 at the medical school's campus in Maywood, Illinois. Working with a team that was almost identical to that on the earlier Loyola project—local mechanical firm KJWW Engineering Consultants, the New York office of the German energy-efficiency consultant Transsolar, and Enclos—the architects devised two glazed solar chimneys for the nursing-school building's south elevation. These bookend a glazed facade with fixed shading louvers. The chimneys feature double glazing with a low-emissivity coating and a relatively high solar-heat-gain coefficient (SHGC) of 0.62. (SHGC, expressed as a number between 0 and 1, measures the solar radiation transmitted through a glazed unit. The lower the number, the less radiation transmitted.) In contrast, the building's typical vision glass, enclosing spaces where heat gain is less desirable, has an SHGC of 0.25.

During the so-called shoulder seasons of the spring and fall, automated windows on the north facade open to provide cross-ventilation to the building's public spaces and offices. The air, assisted by a combination of the stack effect and external pressure differences, exits the building through the solar chimneys. In the winter, the operation of the chimneys is reversed, with air-handling units in the basement drawing fresh air from louvers at the roof. Solar gain along the glazed chimneys preheats the fresh air before it is distributed throughout the building. The strategy results in a 40 percent improvement over the ASHRAE 90.1-2007 energy standard and an energy-use intensity (EUI) of 43 kBtu/square foot (EUI is a standard way to gauge the annual energy consumption of a building relative to its size). Typical academic buildings have EUIs well above 50.





**MARCELLA NIEHOFF SCHOOL OF NURSING** Each facade on a new building for Loyola University's Maywood, Illinois, campus is treated differently. For example, the south elevation (left) features a set of solar chimneys that bookend a glazed facade shaded with fixed louvers. The chimneys, which rely on the stack effect and pressure differentials, play a key role in the building's natural-ventilation scheme. The triple-glazed west elevation (below left) has exterior stainless steel blinds.

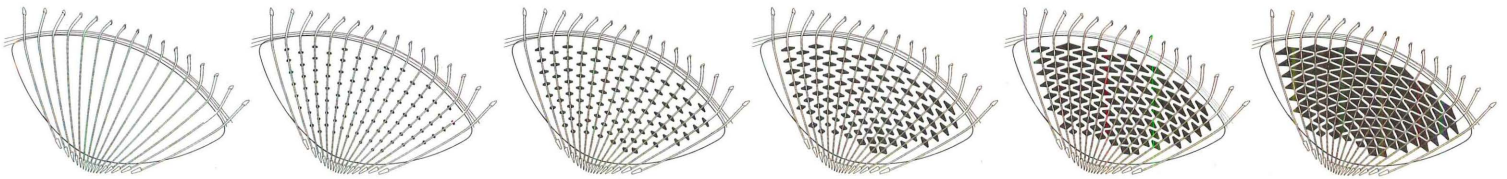
Erik Olsen, the managing director of Transsolar's New York office, says that shading devices, as well as dehumidification, are critical for the proper function of a natural-ventilation scheme—especially in Chicago, with its hot and humid summers. The nursing school's east facade abuts another structure, but the triple-glazed west elevation features automated external blinds. These are made of stainless steel blades approximately  $\frac{1}{8}$  inch square in section with  $\frac{1}{16}$ -inch gaps between them—an interval that allows daylight to be reflected into the building off the top surface of each blade, while reducing radiant-heat gain by 90 percent. Without these operable shading elements or the south facade's fixed shading louvers, the building would have needed a much larger HVAC system, says Olsen.

Transsolar also advised on the master plan that informed the 133-acre Gardens by the Bay project in Singapore, designed by Bath, England-based landscape architects Grant Associates and London-based Wilkinson Eyre Architects and opened in June 2012. Unlike the Loyola buildings, which are focused on human comfort and energy efficiency, the Singapore project sought to maintain optimum daylight levels for the plants housed in two gridshell- and arch-supported glazed conservatories enclosing over 200,000 square feet. The architects needed to achieve approximately 4,200 foot-candles of sunlight without overheating the interior of the bulbous structures, which, from some angles, look like humpback whales surfacing in the ocean.

Singapore has a hot, humid climate with ample sunshine, but it is also cloudy and rainy for a large portion of the year. The envelope had to adapt to these changing conditions to maintain daylight levels and minimize heat gain. The design team investigated several options, including balloons tethered overhead and venetian blinds, but finally settled on external shades because they could be more easily integrated and automated, according to Matthew Potter, a Wilkinson Eyre associate director. "We also wanted the shades to have some spectacle," he adds, describing the fractal pattern of the deployed shades as similar to the surface of a pinecone or pineapple.

The shades are controlled by sensors that monitor light levels, as well as temperature and humidity, throughout the interior landscapes. When light levels increase beyond acceptable thresholds, motors automatically unfurl triangular pieces of tightly woven canvas rolled up and concealed within the buildings' structural components. The shades unroll from one arch, pulled in an almost continuous loop configuration by a cable that spools on a rod concealed in the opposite arch. As they are pulled across the double-glazed envelope, the shades visually interlock but allow some light transmission even when fully extended.

The movement of dynamic envelope systems isn't always as dramatic as at Gardens by the Bay. Sometimes a facade's operation is almost completely invisible, as it is at an office building designed by architects and engineers at Nikken Sekkei for Sony in Tokyo and completed in 2011. The 25-story, 1.3 million-square-foot structure, which the corporation recently sold as part of a reorganization of its assets, features a "bioskin" inspired by unglazed ceramic water jugs seen throughout Southeast Asia. As water evaporates through the porous walls of these traditional containers, it helps keep the drinking water inside cool on hot days, explains Tomohiko Yamanashi, chief architect on the




SHADE DEPLOYMENT DIAGRAM



### GARDENS BY THE BAY

The shading system for a pair of glass conservatories in Singapore was conceived to maintain optimum light levels for the plants housed within the gridshell- and arch-supported structures. When rolled up (below), the triangular pieces of tightly woven canvas are concealed in the conservatories' structural elements. When fully deployed (left), the shades visually interlock but still allow some light transmission.



project. With that in mind, he and his Nikken engineering colleagues developed the steel-cable-framed structure that hangs approximately 7 feet off the exterior of the Sony building's double-glazed curtain-wall facade. The resulting cavity forms balconies for every floor, and the cable frame supports a series of horizontal ceramic pipes reminiscent of traditional Japanese bamboo-and-string curtains. Rainwater captured from the building's roof circulates within these porous elements.

Yamanashi's original hypothesis assumed that the evaporative cooling of the pipes, which are approximately 3 inches tall and 4 inches wide in section, would reduce solar gain on the building, resulting in improved energy performance. Nikken Sekkei extensively mocked up the facade, collaborating



### Continuing Education

To earn one AIA/CES health, safety, and welfare (HSW) learning unit (LU), read "Buildings Show Off New Moves" online and complete the test at [ce.construction.com](http://ce.construction.com). Upon passing, you will receive a certificate of completion and your credit will automatically be reported to the AIA. Find additional information regarding credit-reporting and continuing-education requirements at [ce.construction.com](http://ce.construction.com).



### Learning Objectives

- 1 Define the term "dynamic facade" and identify some of the typical components in such a building-envelope system.
- 2 Discuss some of the challenges faced by project teams trying to implement buildings with dynamic facades.
- 3 Discuss important variables in building-envelope design, such as heat gain and glare, and explain how dynamic facades can help control such factors.
- 4 Explain how integration of a dynamic facade with a building's systems for cooling, ventilation, and lighting can increase energy efficiency and enhance thermal comfort.

AIA/CES Course #K1305A

FOR CEU CREDIT, READ "BUILDINGS SHOW OFF NEW MOVES" ONLINE AND TAKE THE QUIZ AT [CE.CONSTRUCTION.COM](http://CE.CONSTRUCTION.COM), OR USE OUR FREE ARCHITECTURAL RECORD CONTINUING-EDUCATION APP, AVAILABLE IN THE ITUNES STORE.

FOR INFORMATION ABOUT THE PRODUCTS SPECIFIED IN THESE PROJECTS, SEE OUR WEBSITE.

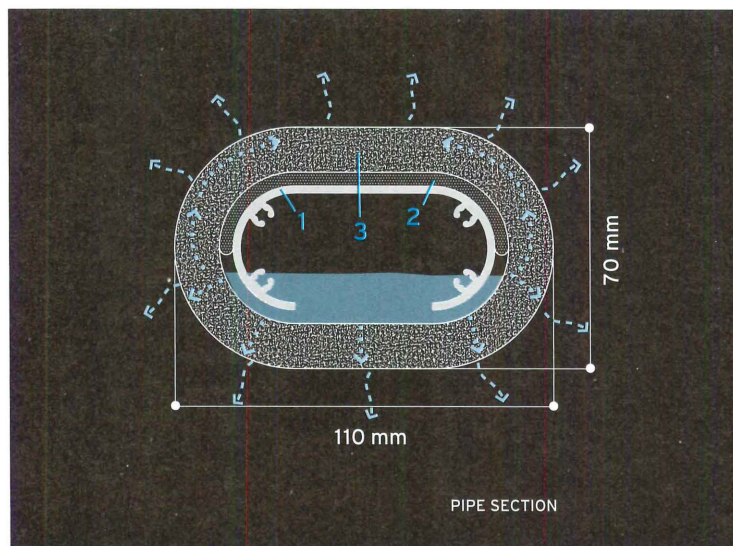


with toilet manufacturer Toto on the design of the ceramic pipes.

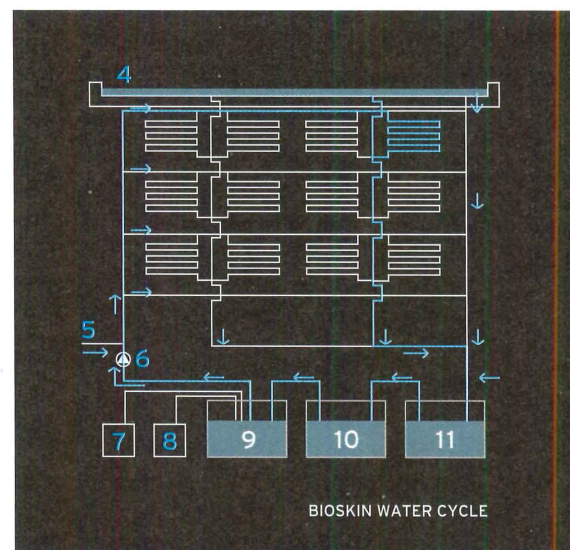
Simulation work carried out by the University of Tokyo predicted a reduction in surface temperature of the external facade layer, but not enough to warrant installation of a smaller mechanical-cooling system. However, the researchers discovered an unexpected benefit of the bioskin—the studies indicated that the facade would reduce ambient air temperatures in pedestrian areas surrounding the building by 2 degrees Fahrenheit. Yamanashi contends that the research was too conservative, but he is pleased that the system helps mitigate the urban-heat-island effect. “We tend to think of green architecture selfishly, as in having better energy efficiency for only our building,” he says. “But the Sony building is more altruistic, and the bioskin can improve Tokyo’s concrete jungle.”

Subsequent monitoring has confirmed that ambient air temperatures at the building’s ground level are consistently 3 degrees Fahrenheit lower than the rest of the neighborhood. Although the project didn’t achieve its original ambitions, Yamanashi considers such experimentation with dynamic facades critical. Investigation is necessary for gaining a better understanding of the most effective ways of reducing buildings’ environmental footprint, he says. It’s a point on which many of his peers in architecture agree. ■

*Russell Fortmeyer is a Los Angeles-based engineer and journalist. His book Kinetic Architecture: Designs for Active Envelopes, written with Charles Linn, is due in July from Images Publishing.*




- 1 EXTRUDED ALUMINUM
- 2 ELASTIC ADHESIVE
- 3 TERRA-COTTA
- 4 ROOFTOP RAINWATER COLLECTION
- 5 MUNICIPAL WATER SUPPLY
- 6 PUMP
- 7 SCALE PREVENTION
- 8 CHLORINATION
- 9 STORAGE TANK
- 10 STERILIZATION
- 11 FILTERING



**SONY CORPORATION**  
For a 25-story office building in Tokyo (above), designers from Nikken Sekkei created a hydronic facade they dubbed a “bioskin.” The system, which is reminiscent of bamboo-and-string curtains, consists of hollow ceramic pipes supported by a cable-frame structure (above left). Rainwater captured on the building’s roof circulates through the pipes, helping reduce outdoor ambient temperatures.

BIOSKIN WATER CYCLE

Yellejo, CA  
Architecture, Oakland, CA




Lincoln Center, New York, NY  
FX FOWLE, New York, NY

# Natural wood brings your projects to life

Give your buildings the beauty, warmth, and elegance of natural wood with our unique maintenance-free rain screen panel. ProdEX performance results far exceed industry requirements.

At Prodema we're all about wood and committed to its sustainability.



University of South Florida, Tampa, FL  
Alfonso Architects, Tampa, FL



Harry Parker Boathouse, Boston, MA  
Anmahian Winton Architects, Boston, MA

## PRODEMA NORTH AMERICA


5582 N.E. 4th Court, 7B  
Miami, FL 33137 • Tel: 305-756-2062  
Email: [sales@formasinc.com](mailto:sales@formasinc.com)

ProdEX  
exteriors by Prodema®

Prodema®  
Made to last wooden Products

CIRCLE 16

[www.prodema.com](http://www.prodema.com)



EARTHWERKS® GIVES YOUR  
LEFT BRAIN AND RIGHT BRAIN  
EXACTLY WHAT THEY ARE LOOKING FOR.

While your right brain is demanding the rich colors and textures of hardwood flooring or natural stone, your left brain is screaming out for a budget-conscious value. With EarthWerks® Luxury Vinyl Tile and Plank flooring there is a meeting of the minds. Get it all: great looks, value and durability in one Earth friendly, recyclable package that's easy to install and maintain.

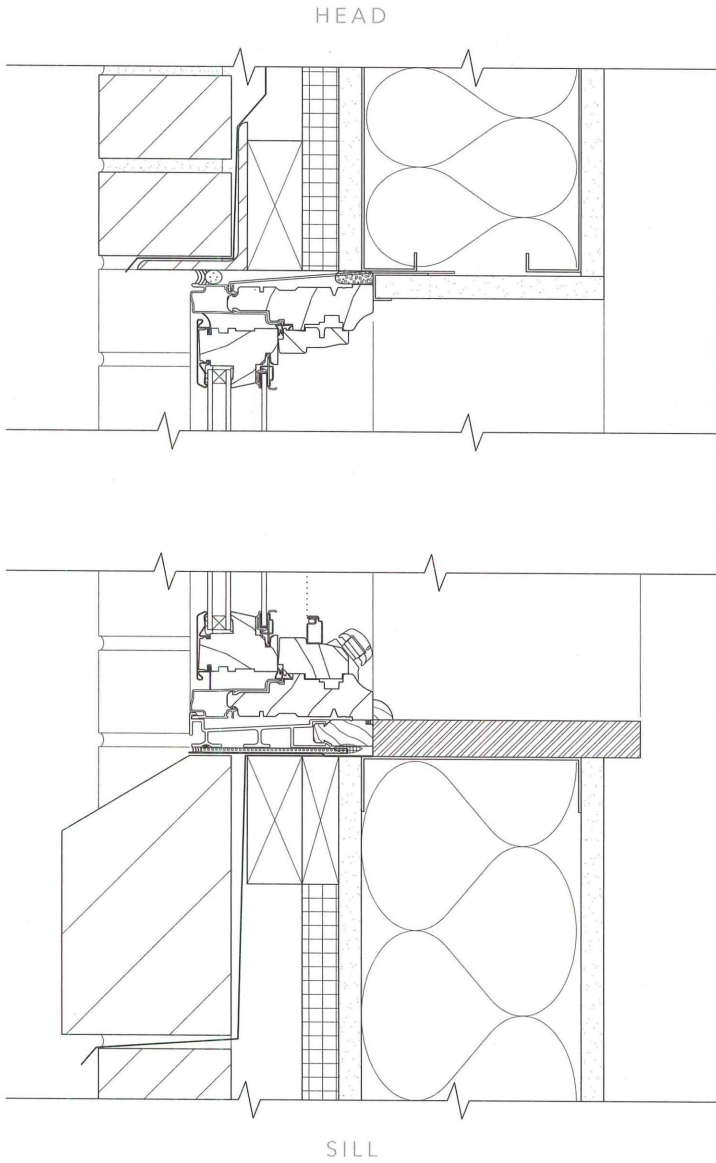
When you specify EarthWerks® you're really using your head.

  
earthwerks®  
FLOORING INSPIRED BY NATURE




For information regarding our extensive line of sustainable vinyl flooring, please call 800-275-7943, or visit us online at [www.earthwerks.com](http://www.earthwerks.com)

TECHNICAL CAPABILITIES.



CREATIVE POSSIBILITIES.



See both sides of this story at [pellacommercial.com/mces](http://pellacommercial.com/mces).

MIDTOWN COMMUNITY  
ELEMENTARY SCHOOL  
NEPTUNE TOWNSHIP, NJ  
SSP ARCHITECTURAL GROUP

EDUCATION

This triple-glazing system exceeds the state energy code by 50% and delivers the energy efficiency required for the first LEED® Platinum certified public school in the country. Wood interiors and low-maintenance aluminum-clad exteriors add a warm, comfortable aesthetic not traditionally found in school windows. The Pella Commercial team can help you put the art in smart thinking.



COMMERCIAL  
SOLUTIONS

Introducing

**RSpec**™ By **ROXUL**®  
The Better Insulation™

**Simplifying the Specification of  
Stone Wool for Commercial Projects**

- ✓ The Latest Product Information
- ✓ Individual Product Specifications
- ✓ Case Studies & Projects
- ✓ Continuing Education
- ✓ Technical Information
- ✓ Custom Virtual Portfolio

[www.rspec.com](http://www.rspec.com)





Made in the shade.

Phifer  
**SheerWeave**<sup>®</sup>  
BRAND FABRIC

Antimicrobial

Sustainable

Low-emitting



Microban<sup>®</sup> protection inhibits the growth of stain-causing bacteria, mold and mildew on the shades.


View the full SheerWeave line at [www.sheerweavedigital.com](http://www.sheerweavedigital.com) or email us at [sheerweave@phifer.com](mailto:sheerweave@phifer.com).

© SheerWeave is a registered trademark of PHIFER INCORPORATED    © MICROBAN is a registered trademark of Microban Products Company  
© GREENGUARD is a registered trademark of GREENGUARD Environmental Institute    © THE ECOLIBRIUM and the DOW DIAMOND are trademarks of The Dow Chemical Company ("Dow") or an affiliated company of Dow.

CIRCLE 85



# The World's Finest Water Features



Custom Designed • Precision Crafted in the USA • Available Worldwide  
Exclusively from Harmonic Environments®

 Harmonic Environments®  
the premier maker of custom waterfalls

[www.HarmonicEnvironments.com](http://www.HarmonicEnvironments.com)  
800.497.3529

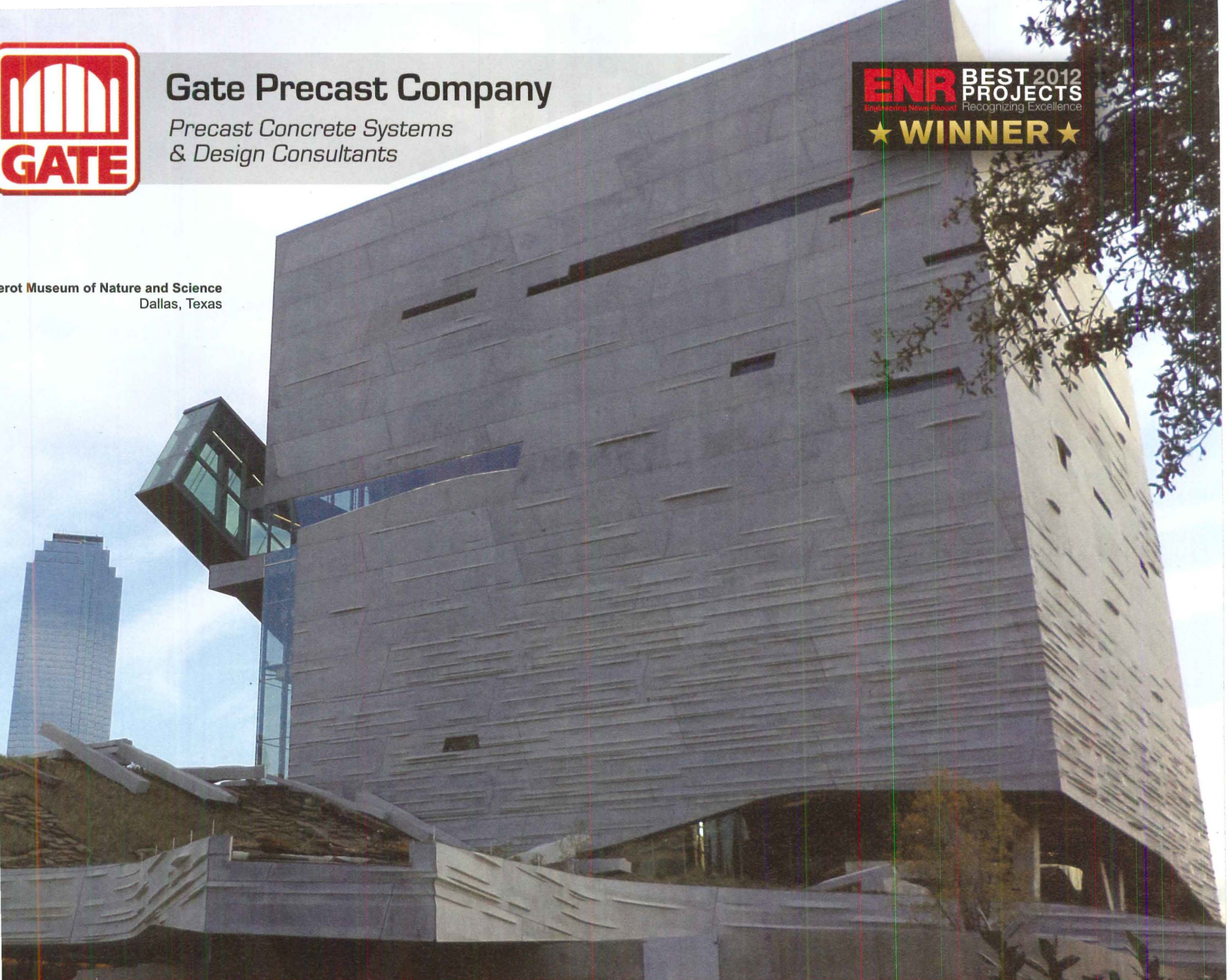


# Gate Precast Company

Precast Concrete Systems  
& Design Consultants



Perot Museum of Nature and Science  
Dallas, Texas



*“With its Cartesian cube and its free-flowing, lavalike plinth, the Perot museum is one of Morphosis’s most remarkable works to date.”*

— ARCHITECTURAL RECORD

Expand your understanding of how Gate Precast used Design Assist and BIM to build this iconic structure.



Learn & Earn: The Building of the Perot Museum  
Register: (888) 470-3450 | [www.gateprecast.com](http://www.gateprecast.com)



Consult with Gate Precast  
[WWW.GATEPRECAST.COM](http://WWW.GATEPRECAST.COM)  
(888) 470-3450

Precast Cladding Producer  
of Perot Museum  
of Nature and Science



# IMPROVING THE AIR WE BREATHE



## DISCOVER THE NEW SCIENCE OF INDOOR AIR QUALITY

As people encounter more chemicals at home, at school and at work, it is critical to understand potential hazards and minimize adverse health effects. Through New Science, UL is working to mitigate emerging indoor air quality safety risks and safeguard innovation.

**JOURNALS. VIDEOS. INFOGRAPHICS. TRENDS.**  
**VISIT [UL.COM/NEWSCIENCE](http://UL.COM/NEWSCIENCE)**

UL and the UL logo are trademarks of UL LLC © 2013



123 PROENZA SCHOULER  
128 DAIKANYAMA TSUTAYA BOOKS  
132 ALCHEMIST

## Tailor Made

New York City

Adjaye Associates brings Proenza Schouler's brand of tough luxe to the fashion house's first store in its hometown.

By Asad Syrkett



**DAVID ADJAYE**, the Tanzanian-born British architect, and Jack McCollough and Lazaro Hernandez, the wunderkinder behind fashion house Proenza Schouler (pronounced pro-EN-za SKOOL-er), have a lot in common: both parties found relatively early success and have been hailed for pushing the envelope in their respective design fields. It's fitting, then, that Hernandez and McCollough commissioned Adjaye to create their company's first store in their home base, New York City.

The 3,000-square-foot boutique occupies a double-height ground-level retail space in a historic Neoclassical residential building on Manhattan's Madison Avenue. Sandwiched between a hair salon and a jeweler, its facade stands out, particularly with its bronzed-steel door, out of which dozens of triangles have been cut. This motif is a nod to both the fashion house's sumptuous garments—which are frequently woven, hammered, and scored with geometric patterns—and the hard-edged aesthetic that characterizes McCollough and Hernandez's work. "We played with using their name for a while, and their old logo, before settling on something more architectural," says Russell Crader, the project architect for Adjaye Associates. The store took five months to complete, with concept and design lasting about two months, Crader explains, and construction about three.

Certain aspects of the \$1.5 million project, such as removing an existing floor to create the double-height entry space and replacing a masonry lintel in the entryway with a steel bar, required approval by the New York City Landmarks



#### UPTOWN GIRL

The shop's presence (above) along Madison Avenue is striking for its graphic, Gothic appearance. Inside, pylons of walnut-stained Parallam-wood timber (opposite) give the first-level sales floor a cavellike feel and provide a neutral background for small leather goods from the Proenza Schouler collection. A platform at the rear of the store (left) allows for larger displays. A staircase to the right of the podium is partially enclosed by the same steel screen and geometric motif that appears on the boutique's exterior.


Preservation Commission. Luckily, the design passed scrutiny, as “the steel screen is really part of the overall Proenza Schouler strategy for identity,” says Crader.

The exterior foreshadows the interior’s rich yet rough-hewn aesthetic. In the entrance foyer, which separates the shop from the residences above, the design team treated the brick walls with an ash wash that’s “rubbed in and gives the wall a stained effect,” says Crader. Ghosts of structural elements past, like holes in the wall left behind by joists, or discolored masonry, remain and become points of aesthetic interest.

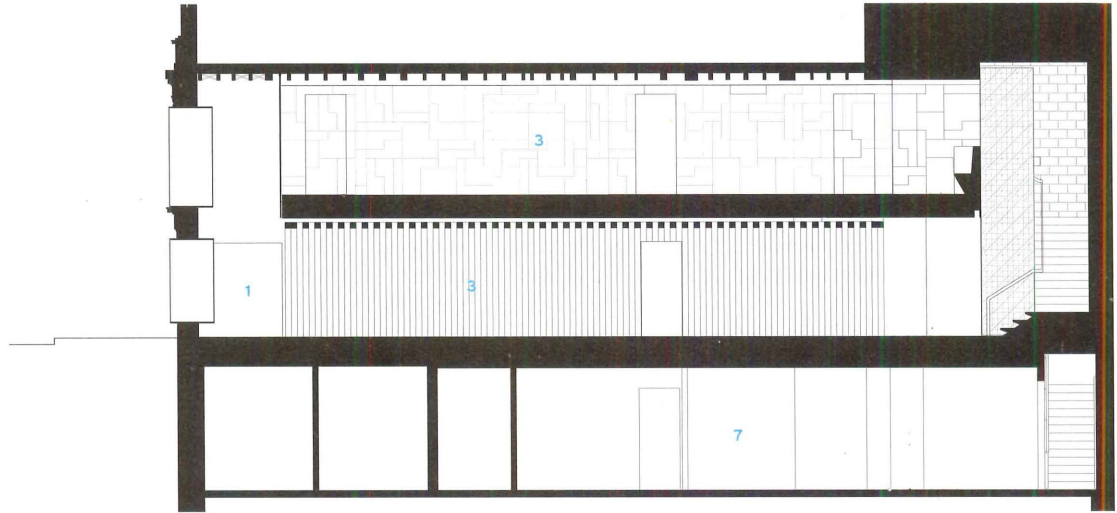
On the first of two sales floors (the second occupies a mezzanine level accessed via a staircase at the back of the store), the combination of walnut-stained Parallam-wood walls and ceilings and halogen spot lighting sets a mood akin to an haute cave. Smaller goods—accessories, handbags, and shoes—sit atop short metal shelves that employees can

rearrange by positioning them in various notches in the timber columns that run the length of the store. A platform at the rear of the boutique also accommodates product displays. “When they want to pair items in a collection, they have the flexibility to choreograph the space however they want,” says Crader.

Precast-concrete panels on the floors and walls of the second level lend the upper spaces heft without the darkness of the entry floor. Jackets, skirts, and larger ready-to-wear items hang from sales racks suspended from tubes of bronzed steel. Fitting rooms on this level are lined with soft, sandy-hued buffalo leather. On a recent visit, the punchy greens, yellows, and blues of the spring 2013 collection vibrated against the gray of the walls and floors. “While the space is not a blank canvas, it is a neutral environment,” says Crader. “There’s just enough of a background to allow shoppers to focus in on the colors. It gives everything a bit of life.” ■

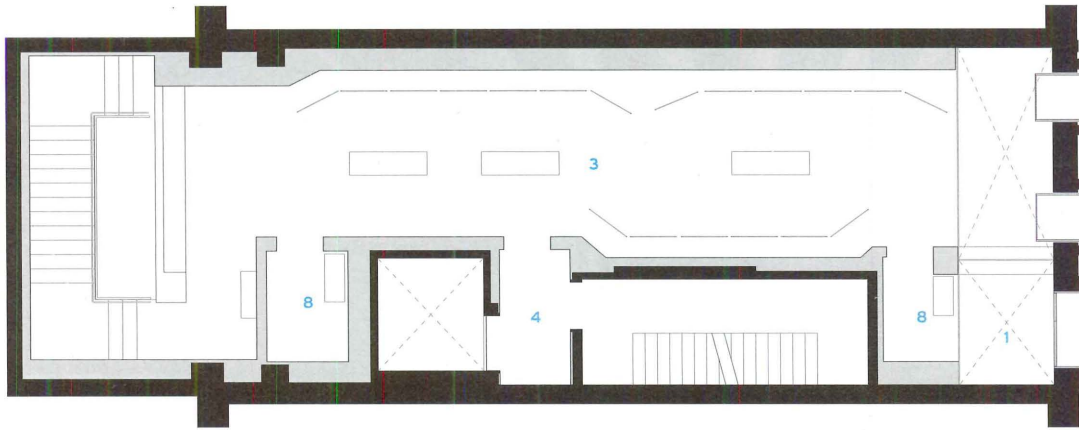


- 1 FOYER
- 2 DISPLAY WINDOW
- 3 SALES FLOOR
- 4 ELEVATOR LOBBY
- 5 POINT OF SALE
- 6 DISPLAY
- 7 BASEMENT
- 8 FITTING ROOM

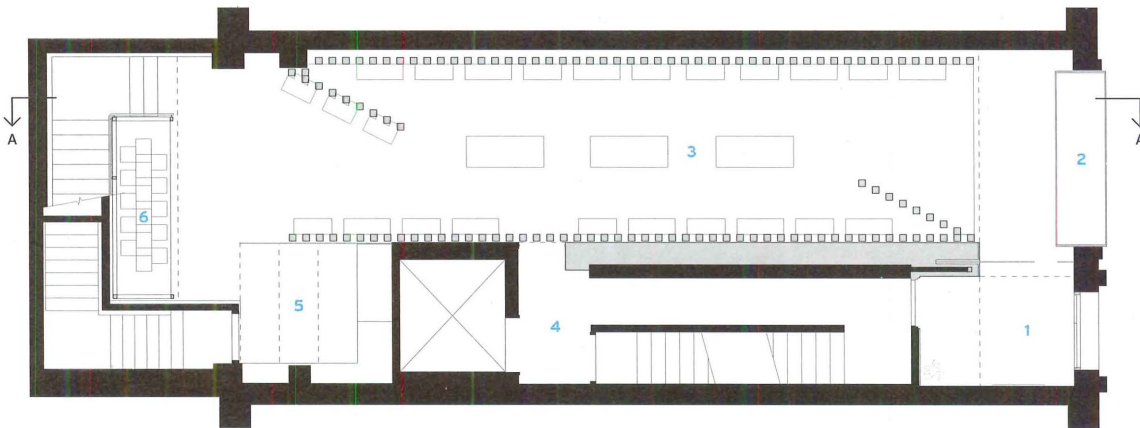


SECTION A - A

0 10 FT.  
3 M.



SECOND FLOOR



GROUND FLOOR

0 10 FT.  
3 M.

**credits**

**ARCHITECT:** Adjaye Associates – David Adjaye, principal; Russell Crader, project architect; Liz McDonald, Glenn DeRoche, project team

**ARCHITECT OF RECORD:** AS3 Design Studio – Al Smith III

**ENGINEER:** Buro Happold (m/e/p, structural)

**CONSULTANT:** Focus Lighting

**CLIENT:** Proenza Schouler

**GENERAL CONTRACTOR:** Apogee Construction

**SIZE:** 3,010 square feet

**COST:** \$1.5 million

**COMPLETION DATE:** July 2012

**SOURCES**

**METAL PANELS:** Mistral Architectural Metal + Glass

**CONCRETE:** Terrazzo (precast panels)

**PAINTS AND STAINS:** Dyebrick (soot wash)

**LIGHTING:** Lightolier (downlights)





CITY SLICK Precast concrete panels reminiscent of New York City's sidewalks line the floors and walls of the second-level sales area.



**T TIME** "We see the inside and outside acting as one," says KDa principal Mark Dytham. Merging the two together, low-E glass encases most of the shop, while textured screens composed of individual T-shaped concrete blocks—13,750 in all—make a bold statement to the street. Signage by graphic designer Kenya Hara points the way in.

# Like an Open Book

Tokyo

Klein Dytham architecture composed an airy three-building campus – an ode to the printed page – for Japanese media giant Tsutaya.


By Naomi R. Pollock, AIA

**BOOKSTORES** MAY be closing right and left in cities all over the world, but in January 2012 Tokyo welcomed Daikanyama Tsutaya Books with an enthusiastic embrace. A new, 140,000-volume shop designed by the Tokyo-based firm Klein Dytham architecture (KDa), the building started out as a rebranding project for the media giant Tsutaya, which has 1,440 bookstores and CD-rental outlets throughout Japan. In addition to upgrading the company image, it resulted in a novel retail destination.

From competition to completion, the project took just 20 months, despite delays during construction caused by the 2011 earthquake. KDa's winning solution entailed three discrete, staggered volumes connected by a web of external walks and internal axes. Known for eye-popping elevations and clever contextual engagement, the architects got their conceptual foothold from the Tsutaya logo: a bold yellow T on a cobalt-blue background. "It was obvious what to do in three minutes," says KDa principal Mark Dytham.

To refer to the logo, large Ts adorn the three glass, shed-like spaces. Each large T is composed of small ones carved from glass-reinforced concrete. Nodding politely to the 45,274-square-foot site's surroundings—an elegant, leafy avenue in front, residential and small-scale commercial development in back, and Fumihiko Maki's Hillside Terrace complex next door—the letters subtly act as signage but are fully integrated with the architecture. While the large Ts' horizontal flanges turn into screening devices that wrap the building tops, their vertical spines correlate with the central cores running the length of each building.

The entire shop is equally accessible from all sides, thanks to 14 entrances distributed around its perimeter. (In Japan, where theft is rare, security is not an issue.) "It's a really permeable thing," explains Dytham. Inside, a matrix defined by the central cores and "Magazine Street," a 20-foot-wide corridor containing 30,000 periodicals, divides the ground floor into 11 discrete book-sales areas, a café, and a convenience store. The second floor holds six music spaces in the east wing, six film sections in the west wing, and a lounge in the two-story middle building. The third floors of the two end buildings contain rental apartments. Escalators, copper-clad stairs, and elevators link the levels, while the exterior walks at grade level and covered bridges at the second floor unite the three structures.



PHOTOGRAPHY: © NACASA & PARTNERS

Unlike other large bookshops, Daikanyama Tsutaya does not carry a broad inventory. Instead, it caters to the predilections of 50-somethings—Japan’s largest population segment. “With the kids gone, they have more time and money to hang out and shop,” explains Dytham. Accordingly, the store stocks carefully chosen books and merchandise related to art, architecture, design, cooking, photography, cars, travel, and other topics of appeal to that age group. In addition, each section employs concierges, or specialists in their subject matter who offer advice, source hard-to-find titles, and even, in the case of the travel section, book hotel reservations.

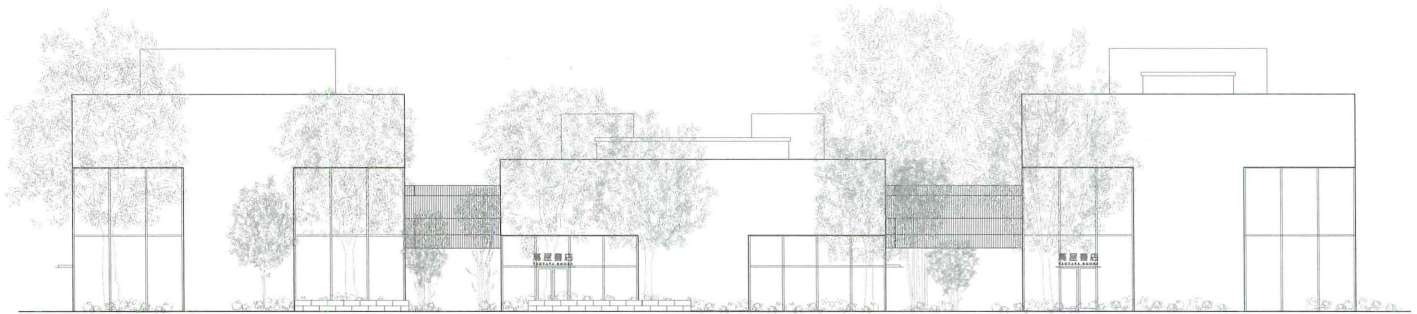
The unique book selection, the high level of service, and the extended business hours (the shop is open daily from 7 a.m. to 2 a.m.) are not the only reasons people of all ages are flocking to the store. “The client envisioned a new cultural center, kind of like a living room for Tokyo,” says Dytham. In keeping with this concept, KDa chose warm, friendly materials and fashioned custom furniture and lighting to match.

Blending inside and out, exterior stone pavers become

interior flooring and the full-height glass skin yields light-filled, airy spaces where the ceiling soars to 11 feet. To preserve this openness, KDa lined the window walls with movable furnishings, such as shelves, seats, lamps of various shapes, and, in the music areas, listening tables, which clip onto the building’s steel-frame structure. Overhead, large, lanternlike pendant fixtures provide soft lighting while masking exposed ductwork and steel decking. By contrast, the book areas within the cores, where the ceiling drops to 9 feet, are lined with unpolished wood flooring and shelves to create a “bookstore-y feel,” says Dytham.

Though there is nothing nostalgic about Daikanyama Tsutaya, the shop’s mission is to “welcome back books,” Dytham says. In both conceptual and concrete terms, it acknowledges the simple pleasure of reading and browsing for books—a shortcoming of e-commerce and even e-books. “Even in Japan, a country with a highly developed Internet culture, people like to touch things, to own things,” concludes the architect. ■

**PLUG IN** Upstairs (opposite, top), customers can have a drink and charge their laptops at the lounge bar made of books that have been sliced, stacked, and secured together. Also on the second floor is the music area (opposite, bottom), where seating and listening stations line the window walls.



ELEVATION 0 30 FT.



GROUND FLOOR

0 30 FT.  
10 M.

- |                   |                      |
|-------------------|----------------------|
| 1 ENTRANCE        | 9 CARS               |
| 2 MAGAZINE STREET | 10 FASHION           |
| 3 CAFÉ            | 11 PHOTOGRAPHY       |
| 4 TRAVEL          | 12 ART               |
| 5 COOKING         | 13 PHILOSOPHY        |
| 6 STATIONERY      | 14 LITERATURE        |
| 7 DESIGN          | 15 INFORMATION       |
| 8 ARCHITECTURE    | 16 CONVENIENCE STORE |

#### credits

**ARCHITECT:** Klein Dytham architecture (KDa) – Astrid Klein, Mark Dytham, partners in charge; Yukinari Hisayama, Yoshinori Nishimura, project team

**ARCHITECT OF RECORD:** RIA (Research Institute of Architecture)

**ENGINEERS:** Structured Environment (structural); EOS Plus (electrical); Nichiei Architects (mechanical)

**CONSULTANTS:** Furuuchi Design Studio (landscape); FDS Corporation, EOS Plus (lighting)

**GENERAL CONTRACTOR:** Kajima

**CLIENT:** SO-TWO

**SIZE:** 60,358 square feet

**COST:** withheld

**COMPLETION DATE:** January 2012

#### SOURCES

**STEEL FRAME:** Kawagishi Bridge Works

**CURTAIN WALL:** Yamaki Kogyo

**T PANELS:** Asahi Building Wall

**CUSTOM WOODWORK:** Bauhaus Maruei



# Couture Cabana

Miami


Rene Gonzalez's second Alchemist store in the famed 1111 Lincoln Road parking garage is a cool respite from a hot city.

By Linda Lee





PHOTOGRAPHY: © MICHAEL STAVARIDIS; IWAN BAAH (FAR RIGHT)



**BEACH COOLER** The architects angled the walls and sheathed them and the ceiling in melamine foam. Merchandise is easily accessible in carved-out shelves. One of Zaha Hadid's benches (opposite) holds a cooler of juices. Whereas the fifth-floor Alchemist has a serene, gallerylike atmosphere, the ground-floor store draws on the energy of the street outside (left). The mirrored ceiling at the front reflects the exterior (below left). Below, Herzog & de Meuron's 1111 Lincoln Road garage in 2010.

**RENE GONZALEZ'S** new Alchemist shop on Miami's Lincoln Road has some tough competition. It stands on a popular plaza opposite a garish movie theater, the Regal South Beach. It is at the base of the 1111 parking garage by Herzog & de Meuron (RECORD, June 2010, page 134), a destination for architourists and the star of numerous photo shoots and television ads. And it has to, if not best, then at least match the success of Gonzalez's previous Alchemist store on the fifth floor of the garage, notable for its austere glass-box beauty and the tightly curated high fashion inside, including the designs of Rick Owens and Givenchy.

The fifth-floor shop, which opened in May 2010, has been widely published and is a financial success. Gonzalez compares it to elite stores like Colette in Paris and the boutiques on Corso Como in Milan, known to the discerning few: "If



you are a follower of these brands, you go to Milan, you go to Corso Como; you go to Paris, you go to Colette. People who come to Miami come here."

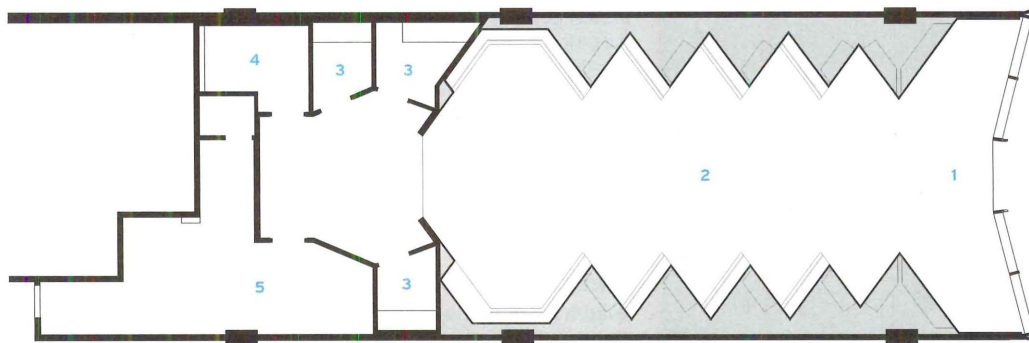
Roma Cohen, owner of Alchemist with his wife, Erika Sussman, says Alchemist on the fifth floor and the

1111 parking garage complement each other. "People come to see the building and then they see our store, or they come to see our store and then they see the building," he says.

But for an outpost on the ground floor, a different approach was needed. "We wanted to connect with the traffic and the people outside," Cohen says, referring to foot traffic on the plaza, also designed by Herzog & de Meuron, in collaboration with landscape architect Raymond Jungles. So he and his wife turned again to Gonzalez. Their conversations, which started in 2011, focused on mood and materials. The word "energy" was tossed around; the Cohens in particular liked the youthful feel of the Harajuku and Aoyama shopping streets in Tokyo. "We were very much inspired by the visual energy there," says Cohen.

Gonzalez, meanwhile, was thinking in a different direction. The glass box upstairs was all about ethereality, looking out to the sky, the views. The new Alchemist shop would look inward; it would be a refuge. "Rene's idea was that it would be a cocoon setting," Cohen says. "We were even thinking about it as a Styrofoam cooler dropped on the beach."

In common with all the other storefronts at the base of 1111, the entry facade has glass walls in a sawtooth pattern. Gonzalez carried the sawtooth inside, with melamine foam



FLOOR PLAN



- 1 ENTRANCE
- 2 SALES FLOOR
- 3 CHANGING ROOM
- 4 BATHROOM
- 5 BACK OF HOUSE



### credits

**ARCHITECT:** Rene Gonzalez Architect – Rene Gonzalez, principal; Monica Vazquez, associate; Kevin Regalado, project director; Marija Brdarski, project team

**ENGINEER:** Vidal & Associates (m/e/p)

**CONSULTANT:** G2J Design (lighting)

**GENERAL CONTRACTOR:** Aaron Builders & Development

**CLIENTS:** Erika Sussman and Roma Cohen

**SIZE:** 2,500 square feet (gross)

**COST:** withheld

**COMPLETION DATE:** December 2012

### SOURCES

**CEILING AND WALL COVERING:**

Pinta Acoustic (white foam)

**LIGHTING:** Oracle Lighting; Lightolier; Dasal Architectural Lighting; Philips; Lumiron

**BENCHES:** Zaha Hadid

### SEEING TRIPLE

At the rear of the store in the dressing-room “cabana,” the foam paneling is replaced with pine boards on the floor and the ceiling. Cove LEDs accentuate the drama of the angled walls.

cladding the ceiling and walls. The niches in the walls hold merchandise within easy reach. At the front of the store, in foam shelves angled toward the street, are items deemed more informal than those sold at the upstairs Alchemist. Sunglasses (a top seller), books, skin-care products, flashy Pierre Hardy shoes, and smartly tailored cropped jackets and relaxed dresses hang in serried ranks that peek out from behind the angled walls.

The ground-floor store draws people inside—it’s like entering a white tunnel, an effect accentuated by LED lights behind the foam. Especially after dark, those lights create a forced perspective. The mood changes at the rear of the store, where the 2-inch-thick foam is replaced by pine boards in the dressing rooms. Gonzalez refers to this space as the “cabana.” A pair of Zaha Hadid’s zoomy benches provide


places for friends to perch and wait. Inside one custom bench is a foam cooler holding Jugofresh juices, a new Miami cult. “That’s to get people excited about coming in,” says Cohen. Animating the cabana area, and entertaining those waiting, are high-resolution art films (palm trees, sunsets, waves) made by the Cohens’ friend Paris Kane.

The owners, who wanted youthful energy, and the architect, who wanted a cocoon, are both happy with the result, and especially with the attention it drew from high-profile visitors (and spenders) during last December’s Art Basel. “It’s important that a place be cared for by the owners,” says Gonzalez. “So it’s important that they love it.” ■


*Linda Lee, a former writer and editor at the New York Times, was the founding editor of Florida InsideOut magazine.*




Thanks to daylighting, there is  
**no greater efficiency than "off".**



But, when the clouds roll in, an  
integrated daylighting solution  
can keep you out of the dark.



Patented Prismatic Skylight + Intelligent Controls + Energy Efficient Lighting



### Naturally Smart. Remarkably Simple.

Acuity Brands presents the first and only fully integrated daylighting solution from Sunoptics.

Our patented daylighting solutions transition seamlessly from natural to electric light – and back again. This helps maximize daylight... reduce energy consumption... and ultimately reduce utility bills.

Prismatic lenses and tubular daylighting systems deliver glare-free quality lighting, while lighting control louvers provide total daylighting control.

Learn more about our comprehensive and innovative daylighting solutions. Visit [www.sunoptics.com](http://www.sunoptics.com) or call 1-800-289-4700.

In concert with outdoor conditions, our controlled daylighting solutions strike the perfect balance to create the best quality of light in the most energy efficient environment... automatically.

## Financial Incentives for Energy Efficiency



## In Our Restaurant

Most of the time, we're too busy preparing food to think about our energy bills. Direct Install paid 70% of the cost to replace our old refrigeration and air conditioning equipment and to install high efficiency lighting throughout the kitchen and dining area. The impact on our bottom line really caught our attention.

### *That's A Recipe For Success.*

To get your share of the incentives and savings, visit [NJCleanEnergy.com/DI](http://NJCleanEnergy.com/DI) or call 866-NJSMART to speak with a program representative.

Recover, restore, and rebuild after Hurricane Sandy. Visit [NJCleanEnergy.com/SANDY](http://NJCleanEnergy.com/SANDY) to learn about enhanced incentives for homeowners, government officials and business owners including all new rebates for commercial food service equipment.





Grand® Revolving Door Shown

## RELIABLE HORTON AUTOMATICS ENTRANCE SOLUTIONS

Horton provides exceptional customer service and design support as well as, on-time delivery and certified professional installation. Architects and specifiers are impressed with the performance, quality and value of Horton Automatics' entrance solutions.

To hear what architects have to say about working with Horton, view our online video series "What Sets Horton Apart" on our YouTube channel: [youtube.com/HortonAutom](https://youtube.com/HortonAutom)




CIRCLE 14



**HortonDoors.com**

Pedestrian Automatic Doors • ICU/CCU Doors  
• Patient Room Doors • Platform Screen Doors

# Record Achievements



## BIG WINS THIS YEAR FOR ARCHITECTURAL RECORD

### The 59th Annual Jesse H. Neal Awards

#### BEST SINGLE ISSUE OF A MAGAZINE

October 2012: New Life for the American City

#### BEST THEME ISSUE OF A MAGAZINE

March 2012: Building for Social Change

#### BEST CROSS-PLATFORM PACKAGE

Building for Social Change

### In addition, Architectural Record was a finalist for the following Neal Awards:

#### BEST THEME ISSUE:

"Into Africa" (August 2012)

#### BEST WEBSITE:

ArchRecord.com: Building a Community

#### BEST TECHNICAL CONTENT:

"Revival of an Icon" (September 2012)

**ARCHITECTURAL  
R E C O R D**


You can never have  
too much of a free thing.

Request a free sample and learn more about RAB's  
full line of outdoor LED luminaires at [RABLED.com](http://RABLED.com)



*Winner of Three NGL Awards—  
The Most Won by a Single Lighting Brand in 2012!*

**RAB**<sup>®</sup>  
LIGHTING  
Designed beyond standards.  
Engineered to perform.



# Elegant Clean LED

**5w/ft • 5 lit sides • free from shadow**

Clean. Chiseled. LED. This signature 5-sided linear pendant sets the mood for hotels, corporate lobbies, reception areas, and conference rooms. Lit ends and sides glow softly with crisp white LED color. Powered with ultra thin low voltage suspension cable, Quintetta is clean and aesthetically balanced.

To learn more visit us at [amerlux.com](http://amerlux.com) or call 973.882.5011

# Quintetta

**10** year limited  
warranty  
AMERLUX LED

CIRCLE 43

  
amerlux

# LIGHT & DAY

- 142 RYERSON IMAGE CENTRE
- 146 LOS GATOS PUBLIC LIBRARY
- 150 JULIAN STREET LIBRARY
- 153 PRODUCTS



A dynamic image-arts center emerges from a former brewery warehouse; a new public library shines from within a wooded setting; an overlooked Ivy League library moves into the 21st century. Each is a hub of inspiration and study transformed by an infusion of daylight offset by creative lighting systems. All three projects not only serve their users but also reach out to their respective communities with an assertive—and welcome—presence.



PHOTOGRAPHY: © RYERSON IMAGE CENTRE, EXCEPT AS NOTED  
IMAGE: COURTESY DIAMOND SCHMITT ARCHITECTS (OPPOSITE, BOTTOM RIGHT)



# THE MESSAGE IS THE MEDIUM

Ryerson Image Centre  
Toronto

Diamond Schmitt Architects/Consullux Lighting

By Linda C. Lentz

**THE INDUSTRIAL** yellow-brick building one block north of Toronto's Dundas Square in the heart of the city has been home to the Ryerson University School of Image Arts since the late 1960s. But it was no match for the school's growing reputation in photography, film, and digital media. The former brewery warehouse and bottling plant, built in 1953, was windowless, cramped, and technologically out of date. It also lacked good exhibition spaces. But the recent gift of one of the most significant compendiums of 20th-century photojournalism—the Black Star Collection—motivated the university to transform the serviceable building into a dynamic media center that radiates with the energy of the activity and contents within it.


Given by an anonymous donor, the nearly 290,000 black-and-white photographs, amassed by the New York-based Black Star agency between 1910 and 1992, came with \$7 million in seed money. Initially, university officials wanted to modify the existing structure to accommodate conservation-standard storage, curatorial spaces, and a rooftop gallery for the collection, which would be managed as a separate entity from the school program. But according to architect Donald Schmitt, as the administrators reviewed the options it became clear that the time was right for a more extensive overhaul.

"On the one hand, they needed to have total darkness and cool temperatures to preserve the delicate artifacts," says Schmitt, design principal at Diamond Schmitt Architects (DSA). "On the other hand, photography is about light. So we explored the potential for establishing a luminous presence in the city, one that could be understood as a place for viewing artwork made with light."

Stretching the limits of the tight urban site, the architects organized the building to create distinct yet linked entrances and domains for the School of Image Arts and the newly created Ryerson Image Centre (RIC),

## LUMINOUS STRATEGY

A 1950s former warehouse (right) was transformed by layers of transparency and dynamic lighting that reflect the media-rich programs and exhibits within the Ryerson Image Centre. Lighting designer Ion Luh used a combination of warm, dimmable fluorescent and halogen lamps in the visible public areas to balance with the LED media wall and inner halogen-lit galleries.

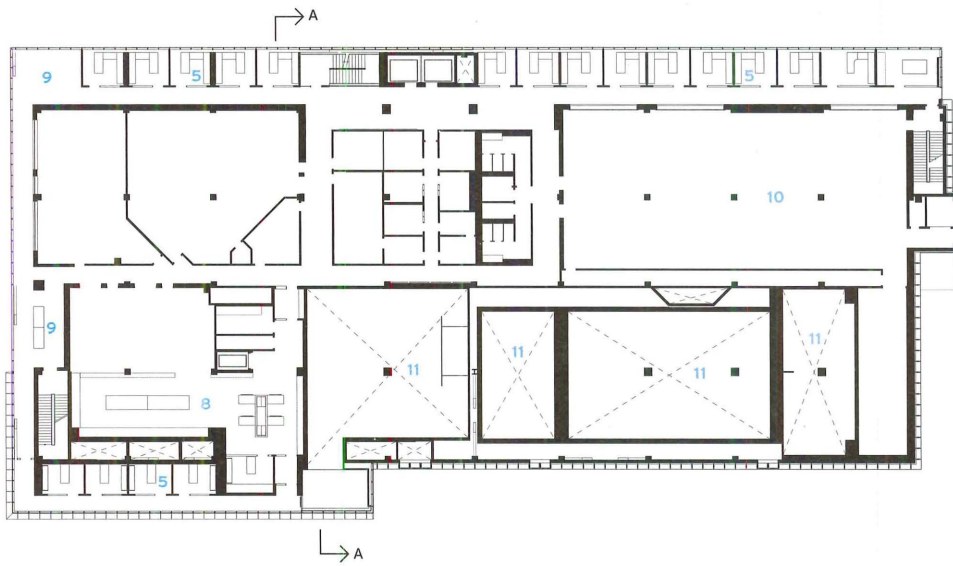




SECTION A - A

0 30 FT.  
10 M.

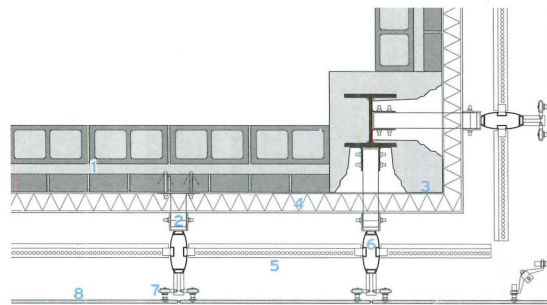
- |                     |                       |
|---------------------|-----------------------|
| 1 RIC ENTRY PORTICO | 7 MECHANICAL          |
| 2 GREAT HALL        | 8 RIC RESEARCH CENTER |
| 3 ENTRANCE HALL     | 9 STUDENT LOUNGE      |
| 4 CORRIDOR          | 10 STUDIO             |
| 5 OFFICE            | 11 OPEN TO BELOW      |
| 6 STUDIO            |                       |



SECOND FLOOR

0 30 FT.  
10 M.

- |                               |
|-------------------------------|
| 1 EXISTING WALL               |
| 2 LATERAL CONNECTION          |
| 3 AIR/VAPOR BARRIER           |
| 4 INSULATION FINISHING SYSTEM |
| 5 LED LUMINAIRE               |
| 6 VERTICAL MULLION            |
| 7 STRUCTURAL GLASS FITTING    |
| 8 LAMINATED-GLASS PANEL       |



FACADE DETAIL

0 3 FT.  
1 M.

which will manage the collection. They added seismic reinforcement, IT infrastructure, and a state-of-the-art HVAC system, then extended the building out as much as 16½ feet around three sides, opening the lower floors with fritted glazing to bring sunlight into public areas, faculty offices, and student lounges. This added layer of transparency also provides welcoming views into the once impenetrable facility, inviting the public to enter through a glass portico and visit the RIC or one of the student galleries DSA tucked into the ground floor. Large translucent photo images, printed on vinyl, along the window bank above this long entry foyer serve as a subtle “sign” and an outdoor extension of the works on display.

A vibrant LED double-skin facade wraps the remainder of the old brick, luring passersby after sundown with a colorfully curated digital display. Developed by DSA together with Consullux Lighting, the curtain wall is made of removable 3-by-8-foot panels of white laminated glass held by an aluminum support system. To prevent shadows and hot spots, the cross-framing at the base of each panel is bordered with a strip of individual, addressable DMX-controlled RGB LEDs that reflect off the existing reclad building envelope, which has been insulated and coated with white stucco.

The designers wanted the lighting to be intelligent and as future-proof as possible, so the system is Ethernet-capable, explains lighting designer Ion Luh. But neither she nor the architects realized the implications of its potential until the building’s creative occupants got involved. Intrigued by the protocol, new-media faculty member David Bouchard, along with students and artist-in-residence David Rokeby, took it upon themselves to create an interactive smart-phone application, accessible and free to the public via the Internet. So anyone can use a touch screen to draw sweeping lines around the walls that mingle with other emerging artworks to form a spirited communal mural—in a range of over 13 million possible color combinations.

“It’s fantastic,” says Schmitt. “The university controls the gate, but when it’s open there are at least 50 students, or whoever, around the building playing with the surface.”

The Black Star Collection and the new-media wall attracted over 67,000 visitors when the RIC opened during Toronto’s 2012 Nuit Blanche, an all-night arts festival in September. It continues to draw 200 or more museumgoers a day, plus plenty of students gravitating to the playful skin and daylight lounges. Renewed and illuminated, the quiet institution has become a lively destination generated by the power of light. ■



**LIGHT BOX** Wrapped in fritted, low-iron glass, the building is pristine by day, a serene backdrop for the pedestrian plaza, once a vehicular route (above). The student lounge features birdlike Artemide Mouette fixtures (left).

#### credits

**ARCHITECT:** Diamond Schmitt Architects – Donald Schmitt, principal in charge; Peggy Theodore, project architect; Steve Bondar, Liviu Bondar, Zvonimir Cicvaric, Andreas Sokolowski, architects

**LIGHTING DESIGNER:** Consullux – Ion Luh, designer

**ENGINEERS:** Halcrow Yolles; CEL (m/e/p)

**CLIENT:** Ryerson University

**SIZE:** 100,000 gross square feet

**COST:** withheld

**COMPLETION DATE:** September 2012

#### SOURCES

**CURTAIN WALL:** Kawneer; Viracon; Schott

**EXTERIOR LIGHTING:** GVA (fixtures); E:cue (controls)

**INTERIOR LIGHTING:** Sistemalux; Lightolier; Selux (ambient, downlights); Lutron (controls)

# A GLOWING RESOURCE



## Los Gatos Public Library Los Gatos, California Noll & Tam Architects/ Illuminosa

By Lamar Anderson

**COMMUNITY BEACON** Like a lantern in the woods, the modern library is visible from a distance despite a setback site and plentiful tree cover. The design team infused the LEED Gold-certified building with carefully shaded daylight and installed an energy-efficient lighting system that enhances the user experience and establishes a welcome presence in the community as it radiates a gentle luminance.

WITH AN expansive glazed facade and warm wood ceilings that subtly reflect light, the Los Gatos Public Library emits a soft glow at all waking hours, but the best time to see it is at dusk. That's when the lighting program switches on and slowly sends a wash of amber (or blue or purple) across a band of frosted-glass panels tucked at the base of the second-floor windows. The color change, which spreads from the center of the facade outward, takes about 40 minutes to complete and happens almost imperceptibly. It's the kind of touch that helps the already lamplike library advertise itself as a beacon for this small, mountain-edged city south of San Francisco Bay. The stretch of glass that houses RGB color-changing LEDs was originally meant to be empty, a leftover space from the raised-

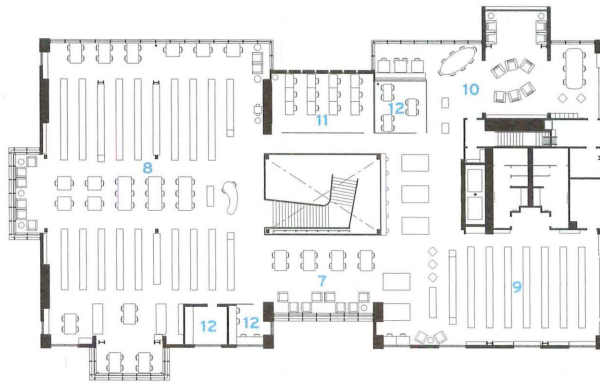
floor ventilation and electrical system. "We were just going to put a blank thing there," recalls Chris Noll, principal of the Berkeley, California-based firm Noll & Tam Architects. "And I went, 'Oh, I want to do something with that. Why don't we have some fun?'"

Working with Illuminosa lighting consultants, the architects chose the concept of a lantern in the woods for the usual associations between knowledge and light, but also to help the public see the building on a site with a large setback and ample tree cover. They designed the steel-frame building as a long, transparent rectangle and oriented the facade to capture northern light. At two stories and 30,250 square feet, the LEED Gold-certified library triples the size of its old quarters inside the neighboring civic center. The new building,

- 1 ENTRANCE
- 2 LOBBY
- 3 CIRCULATION DESK
- 4 CHILDREN'S LIBRARY
- 5 PERIODICALS
- 6 ADMINISTRATION
- 7 LOUNGE
- 8 NONFICTION/HISTORY
- 9 FICTION
- 10 TEEN LIBRARY
- 11 TECHNOLOGY LAB
- 12 WORK/STUDY ROOMS



FIRST FLOOR



SECOND FLOOR



**LIGHT LINE** The architects inserted a 35-foot-high central spine along the length of the structure and installed clerestory windows on either side to bring light all the way through the core of the 175-foot-long building. Comfortable, pop-out reading rooms are surrounded by louvered windows, which provide sun and heat protection as well as a bit of privacy.

which opened in February 2012, includes stacks and storage for the library's 120,000-item collection, a children's library, a reading room, a computer lab, and a community meeting room, as well as a teen center and a local-history section that pop out from the north and south facades, respectively, in a matched pair of cantilevered bay windows.

In keeping with the woody setting, the architects surfaced the facade with a natural palette of stone veneer, wood-veneer composite paneling, and ceramic tile. These choices, though, almost read as the backdrop for the interior of the library, whose light-washed maple ceilings seem to push out through the windows and become part of the exterior. "You don't see the vertical surfaces when you're approaching the building; you see the lit ceilings," says Alice Prussin, principal of Illuminosa. "If there's light bathing those surfaces, that is what reflects through the windows."

Though the wide site gave the architects an ideal north-south orientation, the designers needed to bring light all the way through the 175-foot-long building. They solved this problem by inserting a tall central spine along the length of the structure, 35 feet above the ground floor. Then they lined the length of the raised roof with clerestory windows that bring



daylight into the core. Lower wings on either side provide cozy dropped ceilings over the stacks that enable the light from recessed fluorescent strips to reach the bottom shelves. Along the north and south faces of the building, the ceiling kicks back up a foot to boost the amount of daylight at the perimeter. As dusk approaches, additional fluorescent ceiling fixtures, on dimming and sensor controls, gradually illuminate the extended window walls. "You need a space that's filled with light to make the building glow," says Noll. "If we brought the stacks out to the edge, it wouldn't work as a concept."

Punctuating the rows of stacks, large, loopy wood-veneer fixtures by Spanish designer Miguel Herranz hang from the ceiling. "With such a long spine, you want to help people be aware of the whole volume but not make it seem too narrow," says Prussin. On the ground level, the children's library gets even more playful. Because of structural beams above the ceiling here, the architects couldn't jack up the height the way they did on the floor above. Instead they captured the space between the beams with a custom-fabricated undulating aluminum ceiling. Cutouts of spaceships and galaxies, backlit by yellow pendant fixtures, give the room a celestial theme.

It was the library-as-lantern approach that helped sell the tradition-minded town on a modern building, says Noll. "They were going, 'Ahh! It's going to be steel and glass and stone; it's going to be cold and modern and not inviting,'" he recalls. "The lighting is a big part of achieving that warm and welcoming feeling. So we got a very modern building past the design-review people." ■

## credits

**ARCHITECT:** Noll & Tam Architects – Christopher Noll, principal in charge; Dannielle Sergent, design project manager; Abraham Jayson, construction manager; Matthew Wadlund, project designer; Tad Costerison, project architect; Trina Goodwin, interiors architect

**LIGHTING DESIGNER:** Illuminosa – Alice Prussin, principal

**ENGINEERS:** Ingraham DeJesse Associates (structural); Glumac (m/e/p); Sandis (civil)

**SIZE:** 30,250 gross square feet

**COST:** \$12.7 million


**COMPLETION DATE:** February 2012

## SOURCES

**LIGHTING:** Zumtobel, Linear, Vode, Peerless (linear); Lighting Quotient (uplights); Finelite, Philips (cove); Amerlux, Vode (task); Kurt Versen, Lightolier, Gotham (downlights); LZP, Poulsen, Limberg, Bruck (decorative); Bega, Versen, Winona, HDI, Philips (exterior)



**SPECIAL EFFECTS** The children's area (above) features an undulating aluminum ceiling with an outer-space theme lit from above. Walls are punctuated with fanciful, circular reading nooks and sconces backed by illuminated recycled-plastic discs. Below, a low lobby ceiling opens suddenly onto a two-story main staircase. Wood-veneer fixtures by Miguel Herranz for LZP drop from the ceiling, and a crystalline, double-height art wall by Sheri Simons lines the stair with alternating panels of clear and frosted etched glass.



# C O R R A L C O L U M N

## Elegance

Our freshly developed technologies are making way for new innovations. Selux expanded the popular light column range with high performance MTR and LED technology. The light column features allow for dynamic functions and elegant design.

Project: North Oaks Medical Center, Satsuma, Louisiana  
Architect: Gasaway Gasaway Bankston Architects  
of Hammond, Louisiana



[selux.us](http://selux.us)

CIRCLE 71

**selux**



# BRIGHT MINDS

## Julian Street Library Princeton, New Jersey Joel Sanders Architect/ George Sexton Associates

By Asad Syrkett

IN AN age of lightning-fast mobile devices that provide access to information with the swipe of a finger, books can seem archaic. So libraries, once bastions of the printed word, have evolved to fit the new, digitized needs of their users while continuing to do something the Internet cannot: provide a centralized, three-dimensional space dedicated to writing, reading, and research. This was the impetus for revamping Princeton University's 3,100-square-foot Julian Street Library, a media center and social lounge for students belonging to Wilson, one of Princeton's six residential colleges.

To foster a sense of place in the renovated reading room, New York-based Joel Sanders Architect (JSA) devised a carefully considered

lighting scheme that creates two discrete "zones," one for communal studying and reading, the other for relaxing. In doing so, JSA has given the students of Wilson College a more modern, comfortable place to work and gather.

The library, which occupies a 1960s-era concrete building called Wilcox Hall, was founded as a "gentleman's library," says Wilson College master and English professor Eduardo Cadava. "The idea was to fill it with the books that all gentlemen ought to be familiar with," Cadava explains with a laugh. In its 21st-century iteration, "Princeton wanted a dynamic space that allows students to gather around digital devices," says architect Joel Sanders.

The primary challenge presented by the old library was its compartmentalization. So JSA opened up the space by removing a masonry wall in the foyer and installing wide, tiered seats that step up toward a large communal workbench. This amphitheater-like area serves as a visual and spatial link between the entry and the main reading room, which is accessed via a ramp to the right and brings daylight beyond the entry and into the whole space.



### credits

**ARCHITECT:** Joel Sanders Architect

**LIGHTING CONSULTANT:** George Sexton Associates

**CLIENT:** Princeton University

**SIZE:** 3,100 square feet

**GENERAL CONTRACTOR:** Epic

**COST:** withheld

**COMPLETION DATE:** September 2011

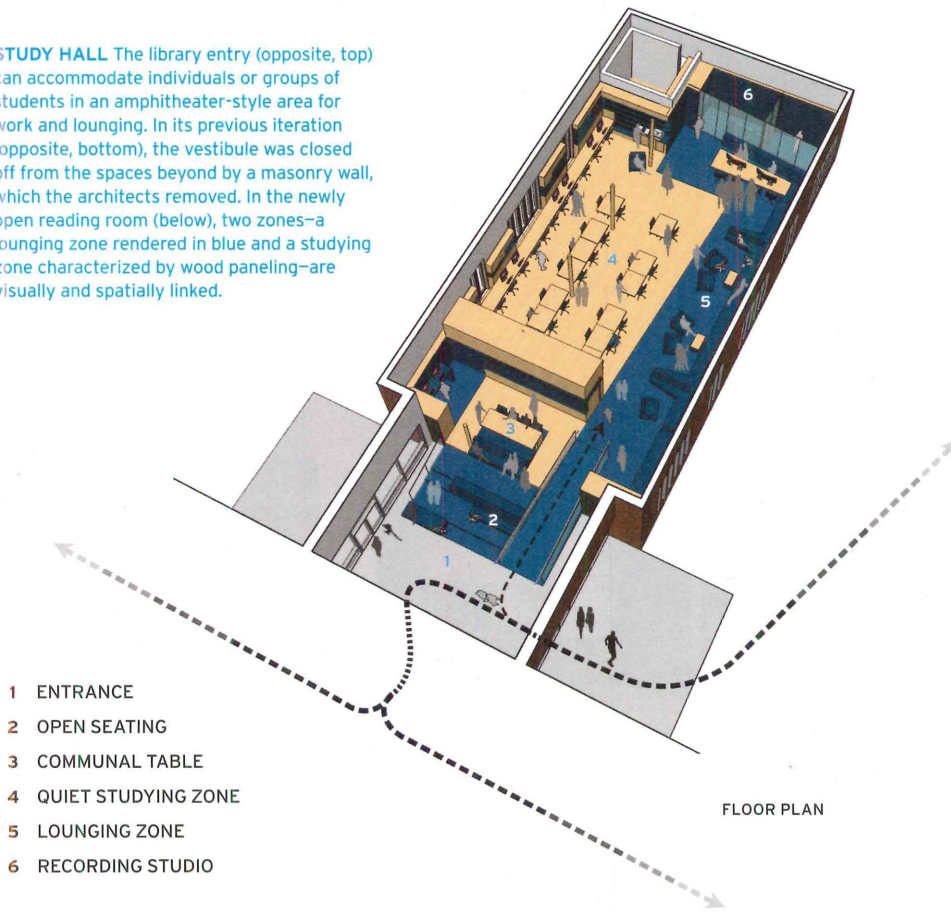
### SOURCES

**LIGHTING:** USAI Lighting, Cooper, Selux (interior ambient); Prudential (task lighting); Lutron (controls)

**DOORS:** Dorma (entrances/sliding doors, hardware)



**STUDY HALL** The library entry (opposite, top) can accommodate individuals or groups of students in an amphitheater-style area for work and lounging. In its previous iteration (opposite, bottom), the vestibule was closed off from the spaces beyond by a masonry wall, which the architects removed. In the newly open reading room (below), two zones—a lounging zone rendered in blue and a studying zone characterized by wood paneling—are visually and spatially linked.




Sixteen round lighting fixtures, installed within a ceiling grid painted the same shade of bright blue as the furnishings in the space, provide an ambient glow over the seating area.

JSA carried this circular motif into the main reading room, installing disk-shaped fixtures that create pools of light along the area designated for lounging and reading (also dressed in the punchy blue of the vestibule soffit). “We thought a lot about using lighting to differentiate spaces from one another,” says Sanders. Bands of fluorescent strips above communal tables in the “quiet studying” area provide even, bright illumination. “We’re also highlighting some vertical surfaces and, in doing so, making the space seem more generous overall,” says Washington, D.C.-based lighting designer George Sexton, who worked with JSA on the project. Halogen lamps highlight shelves built into the reading-room walls and give computer stations a bit of vibrancy.

All these changes have brought a welcome contemporary edge to the mid-century library, says Cadava. “We really wanted to provide students with a space that was more useful and relevant to the ways they’re learning today,” he says. “It’s been a real success.” ■





## Solid-State Lighting, Excellent Efficacy, Long Life Sustainability

Columbia Lighting is committed to providing you with energy management products, tools, and energy-efficient lighting solutions. Let us help you reduce energy consumption, lower maintenance costs, and move one step closer to a sustainable future with our growing line of solid-state luminaires.



### LEPC: e-poc® LED Full Distribution Luminaire

e-poc® LED combines the highly popular e-poc® full distribution luminaire with advanced solid state electronics.



### LLHP: LED Premium High Bay

LLHP is a long-life high-efficiency LED high bay that is excellent for demanding applications and meets the most restrictive lighting power density codes.



### LLT: LED Lensed Troffer

LLT combines solid-state lighting technology, excellent efficacies, and long life sustainability in a full family offering for the best in general purpose lighting applications.

(Featured) LSER: Serrano® LED - LSER brings solid state technology into an architecturally styled luminaire.



# Lightfair Roundup

A look at some of the latest LED technologies and systems on display at Lightfair International, North America's largest annual architectural and commercial trade lighting show, held in Philadelphia in April.

By Rita Catinella Orrell



## BoldPlay

BoldPlay is a new portfolio of high-performance LED lighting systems from Philips Ledalite that are 28% more energy-efficient than traditional technologies such as fluorescents, with efficacies 44% higher. Delivering up to 106 lumens per watt, one of the highest ratings in the industry, BoldPlay allows for wide row spacing at up to 20' apart while maintaining uniformity on the ceiling and work plane. Optional Response Daylight harvesting sensors can further reduce energy consumption by up to 35%. BoldPlay offers a range of LED color temperatures and distribution choices, and has a coordinating wall-mount version. [ledalite.com/boldplay](http://ledalite.com/boldplay)  
CIRCLE 211

## AR Series LED Architectural Troffer

Cree's new AR Series LED Architectural Troffer distributes high-quality light with efficacy of 100 lumens per watt and a 33% energy savings versus standard T8 fluorescents. Its flush-mount white housing allows the AR Series to blend seamlessly into almost any ceiling design and softly illuminate a space through highly diffused performance optics. The troffers are available in two models and a range of color temperatures to match existing fluorescent technologies (3,500K and 4,000K). The series supports dimming down to 5% with industry-standard 0-10V controls. [cree.com/lighting/ARseries](http://cree.com/lighting/ARseries) CIRCLE 212



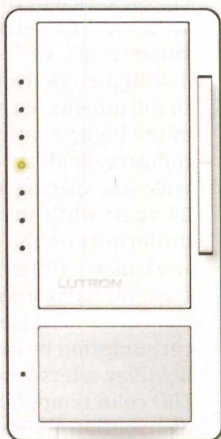
## TPS2 LED Floodlights

Acuity Brands has expanded the TPS floodlight series with the TPS2 LED luminaires from Hydrel. The TPS series utilizes a dedicated optical system and internal electronic ballasts and drivers to deliver an ideal output for LED outdoor lighting applications. The luminaires feature a compact, axial design that allows light to weave into decorative displays and other floodlighting applications. Available in 9.75", 11", and 15" dimensions, the fixtures can replace 50- to 150-watt HID floodlights; they have a robust die-cast housing and durable powdercoat finish. [hydrel.com](http://hydrel.com) CIRCLE 213

## Aphos LED Luminaires

Eye Lighting manufactures lamps, luminaires, controls, and related lighting products out of a 100,000-square-foot factory located near Cleveland. The company's Aphos LED luminaires offer multiple designs and mounting options—ceiling-mount, wall-mount, and pole-mount—for indoor and outdoor applications, including warehouses and manufacturing, parking garages, canopies, roadways and parking lots, and facades. Rated at 60,000 hours of life, Aphos is built to withstand harsh environments and temperatures as low as -31° Fahrenheit. [eyelighting.com](http://eyelighting.com) CIRCLE 214





### Warm Glow Dimming


Offering a customizable LED color palette within a range of 2,200K to 3,500K, USAI Lighting's patent-pending Warm Glow Dimming technology is now available for the BeveLED 2.0 and BeveLED Mini downlight families. Utilizing the company's proprietary algorithm and circuitry, Warm Glow Dimming precisely mirrors the black body curve of a standard incandescent when dimmed from 2,700K or 3,000K down to 2,200K, providing incandescent-like warmth to any space.

[usaillumination.com](http://usaillumination.com) CIRCLE 217

### Double-Impact ISL-2-ALED

This sleek, compact 6-watt dimmable AC LED luminaire from Lucifer Lighting is perfect for interior or IP65 exterior applications requiring discreet illumination for paths, steps, egress, or accent lighting. Measuring just 4.28" x 2.75", it is constructed of cast 316 stainless steel or bronze and is offered in a wide variety of finishes. It is available standard with a warm 3,000K color temperature, and has optional custom theatrical gels for specific color temperatures. A tamper-proof locking version is available.

[luciferlighting.com](http://luciferlighting.com) CIRCLE 218



### Radii Pendant

The newest addition to Io Lighting's Radii fixture family is adjustable up to 45 degrees and offers the ability to insert additional control media including a soft-focus beam, linear-spread lenses, and colored lenses. This 50,000-hour accent light delivers center-beam candle-power equivalent to a 100-watt ceramic-metal-halide lamp at one-third the watts. Available in two different light outputs (standard and high), three color temperatures (2,700K, 3,000K, and 5,000K), and three paint finishes: silver, black, and white.

[cooperindustries.com](http://cooperindustries.com) CIRCLE 215

### Maestro C-L Occupancy Sensor Dimmer

Lutron has combined two signature technologies to create one new product. The Maestro can dim all energy-efficient light sources (dimmable LEDs, dimmable CFLs, and incandescent), and it is also an occupancy sensor. C-L dimmers utilize High Efficiency Discharge (HED) technology, which improves the dimming performance of dimmable CFLs and LEDs by keeping the lights on as they are dimmed, making sure lights turn on at all levels, eliminating or reducing excessive flicker, and keeping lights on even with line-voltage fluctuations.

[lutron.com](http://lutron.com) CIRCLE 216



### 2' x 2' FlatLight

Pixi Lighting's FlatLight recessed fixtures are designed to be LED replacement fixtures for existing luminaires. Available in 1' x 4' and now 2' x 2' configurations (with a 2' x 4' coming soon), they are ideal for under-cabinet, flush-ceiling, T-bar, drop-ceiling, and wall lighting, as well as dry and damp locations. FlatLight's internal power supply allows for TruFlat mounting, and its 90° bezel edge is suited for commercial applications. FlatLight is available in a 4,000K color temperature, is RoHS-compliant, and features a five-year limited warranty.

[pixi-lighting.com](http://pixi-lighting.com) CIRCLE 219



# A LIGHT INVESTMENT WITH SUBSTANTIAL RETURNS

The D-Series LED Wall Luminaires Deliver:  
Contemporary Design. Remarkable Versatility.

400W Replacement | 74% Energy Savings | 20+ Year Life


■ [lithonia.com/ledwall](http://lithonia.com/ledwall)

Size 1

Size 2





**d<sup>series</sup>** led wall  
better lighting from every angle™

# Solid Statement.™



LED lighting with dimensional appeal. Low glare, diode-driven luminaires with precisely engineered performance optical components.

See more at [digitalspeck.com](http://digitalspeck.com).



See us at **Lightfair Booth #612**

 **DigitalSpeck™** Lighting  
by Manning

©2013 Manning Lighting, Inc. | Sheboygan, Wis. USA


CIRCLE 21

## Introducing the Sweets Mobile App

Download the Sweets Building Products App  
at the iTunes Store or Google Play.



Project: Oregon Employment Department  
 Location: Salem, Oregon  
 Architect: Hennenbery Eddy Architects  
 Photographer: Sally Painter




**Woven Wire Fabric**

Manufacturers of woven wire fabrics for lighting effects, partitions, window treatments, and other ornamental metal applications. For over 25 years, Cascade Coil has offered round weave woven wire fabrics that have fueled the imagination of architects, designers and other creative people around the world.



CIRCLE 44



*Loomis*

PALISADE S15 LED  
 PIA'11 Platinum Award

CHARLES LOOMIS, INC.  
 www.charlesloomis.com  
 800.755.0471

CIRCLE 30

# INNOVATE WHEN YOU RENOVATE

Use our unique LED luminaires to create exceptionally distinctive spaces.



**"Hole In The Wall" Series**  
 Fixtures are cast GRG and, when installed, look like a custom built drywall light niche.  
 Now with LED options!



**Our New LED LS Series!**  
 The Trimless Little Steplight with a powerful wash of light.

Visit [www.elplighting.com](http://www.elplighting.com) or call us at (626) 579-0943



CIRCLE 31

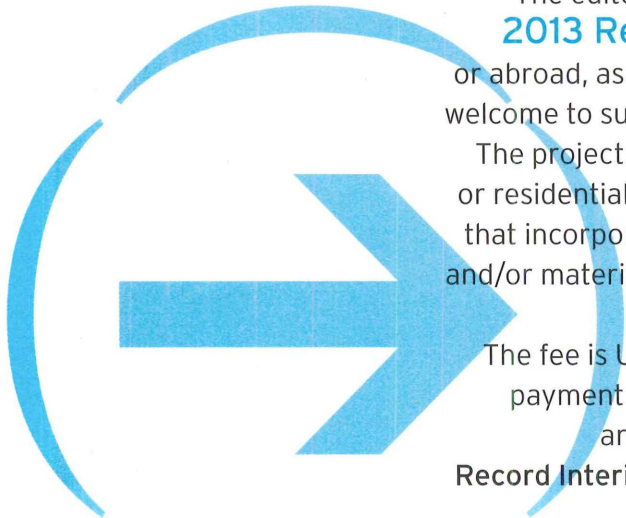
# 2013 CALL FOR ENTRIES Record Interiors



The editors of ARCHITECTURAL RECORD are currently inviting submissions for the **2013 Record Interiors** issue. All architects registered in the United States or abroad, as well as interior designers working in collaboration with architects, are welcome to submit interiors-only projects that have been completed in the last year.

The projects may be new construction, renovation, or adaptive reuse; commercial or residential; domestic or international. Special consideration will be paid to works that incorporate innovation in design, program, building technology, sustainability, and/or materials. The winning projects will be featured in the September 2013 issue.


The fee is US\$75 per entry. Download the official entry form with submission and payment instructions at [architecturalrecord.com/call4entries](http://architecturalrecord.com/call4entries). E-mail questions and submissions to [ARCallForEntries@mcgraw-hill.com](mailto:ARCallForEntries@mcgraw-hill.com). (Please indicate **Record Interiors** as the subject of the e-mail.) **Submissions are due May 31, 2013.**




# 2013 CALL FOR ENTRIES Record Kitchen & Bath

The editors of ARCHITECTURAL RECORD are currently accepting submissions for the **2013 Record Kitchen & Bath** competition. Entry is open to any registered architect who has completed an innovative residential and/or commercial kitchen or bath project in the last year. We are looking for projects that feature unexpected materials, address unique client needs, or are designed in a manner that allows these utilitarian spaces to be functional, sustainable, and beautiful. Winning projects will be featured in the September 2013 issue.

The fee is US\$50 per entry. Download the official entry form with submission and payment instructions at [architecturalrecord.com/call4entries](http://architecturalrecord.com/call4entries). E-mail questions and submissions to [ARCallForEntries@mcgraw-hill.com](mailto:ARCallForEntries@mcgraw-hill.com). (Please indicate **Record Kitchen & Bath** as the subject of the e-mail.) **Submissions are due May 31, 2013.**





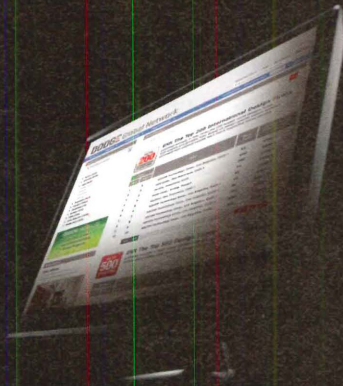


# Dodge Territory

Introducing

**DODGE** International

The only U.S. source of international project news.



Get a preview today, call 877-601-6265 or visit [DodgeNetworkInternational.com](http://DodgeNetworkInternational.com)

McGraw Hill  
CONSTRUCTION

# The American Architectural Foundation expresses appreciation to our 2013 Accent on Architecture Gala sponsors.

The Accent on Architecture Gala is the nation's premier celebration of leadership in architecture and design. Proceeds from the event directly support the national programs and initiatives of the American Architectural Foundation. Learn more at [archfoundation.org](http://archfoundation.org).



AAF President and CEO Ronald E. Bogle, Hon. AIA (far left) and Architectural Record Editor-in-Chief Cathleen McGuigan (far right) with the 2013 Accent on Architecture Gala honorees: (from left to right) Oklahoma City Mayor Mick Cornett, Gerald D. Hines, and Peter Q. Bohlin, FAIA. Mayor Cornett received the 2013 Joseph P. Riley Jr. Award for Leadership in Urban Design presented by AAF in association with the United States Conference of Mayors. Mr. Hines and Mr. Bohlin represented their firms Hines and Bohlin Cywinski Jackson, respectively, which received the Architectural Record Good Design is Good Business Lifetime Achievement Awards, presented by Architectural Record in association with AAF.

**BENEFACTOR** / United Technologies Corporation / Pickard Chilton / Hines / The Crown Family / Cancer Treatment Centers of America /  
**MEDIA PARTNER** / Architectural Record: A Publication of the McGraw-Hill Companies / **LEADER** / American Institute of Architects /  
Clark Construction Group, LLC / DLR Group / EvensonBest / Gensler / Greater Oklahoma City Chamber / HKS Architects, Inc. /  
Pelli Clarke Pelli Architects / Skidmore, Owings & Merrill LLP / Turner Construction Company / U.S. Green Building Council / **SUSTAINER** /  
ADG, Inc. / Baker Botts L.L.P. / Bohlin Cywinski Jackson / Cannon Design / David M. Schwarz Architects Charitable Foundation /  
Devon Energy Corporation / Dewberry / First Oklahoma Corporation / Forsgate Industrial Partners / Hord Coplan Macht / Humanscale /  
International Union of Bricklayers and Allied Craftworkers & International Masonry Institute / J+J | Invision / Jackson Lewis LLP / Jacobs /  
The JBG Companies / K&L Gates / Kimball Office & Studley / Marc and Eva Stern Foundation / MOI & DAVIS Construction / Muraflex /  
OGE Energy Corp. / PageSoutherlandPage / Perkins+Will / Porcelanosa USA / Powell, Trachtman, Logan, Carrle & Lombardo, P.C. /  
Robert A.M. Stern Architects, LLP / SHW Group / Steelcase, Inc. / Tom and Jeannie Rutherford, The Rutherford Foundation /  
Weidlinger Associates, Inc. / **PATRON** / Altergroup / Anthony P. Schirripa, FAIA, Mancini•Duffy/TSC / Charles and Diane Peek Ofner /  
Cunningham Group Architecture / Duck Cove Associates, LLC / Elliott + Associates Architects / Ginger and Jack Blanton Fund /  
Hickok Cole / Jackie and John Bucksbaum / James LaPosta, Jr., FAIA / Joan and Stanford Alexander / KieranTimberlake /  
Langan Engineering & Environmental Services, Inc. / Lois and George Stark / PEI COBB FREED & PARTNERS Architects LLP /  
rand\* construction corporation / Rippeteau Architects / RMW architecture & interiors / Ronald and Beth Dozoretz /  
Sheldon and Christine Gordon / The SK&A Group / Society for Marketing Professional Services / ZGF Architects LLP


## WITH SPECIAL THANKS TO OUR 2013 GALA LEADERSHIP COMMITTEE

Kenneth P. Baker, Assoc. AIA, Assoc. IIDA, Gensler / Eric Cantor, New Mountain Learning / G. Sandy Diehl III, SD Global Advisors, LLC /  
Anthony Greenberg, The JBG Companies / Diane Hoskins, FAIA, LEED AP, Gensler / Bryce D. Pearsall, FAIA, LEED AP, DLR Group /  
James R. Tolbert III, First Oklahoma Corporation / Randal Wilcox, Otis Elevator Company

The American Architectural Foundation's Center for Design & the City, Center for the Advancement of Architecture, and Center for Design & Cultural Heritage provide programs that empower leaders to improve lives and transform communities through architecture and design. Proceeds from the Accent on Architecture Gala support these efforts. Learn more and get involved at [archfoundation.org](http://archfoundation.org).

# LIBRARY.

Introducing the Architectural Record CEU App. The only app that allows you to fulfill credits and track your progress without Internet access.



Download free at iTunes.

# More Than One Way to Skin a Building

Four curtain wall case studies show different ways to address daylight while achieving superior aesthetics and performance in new and renovated buildings


Sponsored by the Ornamental Metal Institute of New York | By Peter J. Arsenault, FAIA, NCARB, LEED AP

**B**uilding facades have become more than the sum of their parts, particularly when curtain wall systems are used. Advances in materials, digital tools, fabrication techniques, and multidisciplinary collaboration mean that modern facades are being used to regulate entire building environments in terms of daylight, ventilation, and energy use. The cutting-edge technology of many curtain wall systems, coupled with good design principles, is saving energy while providing indoor environments that are focused on the needs of the users. The result is an impressive combination of design and performance coming together for new and renovated buildings.

## OVERVIEW OF CURTAIN WALL SYSTEMS

A curtain wall system is defined as a complete exterior envelope facade system which provides a non-structural, relatively lightweight, weather-tight covering on buildings. Being lightweight, it reduces both the load that must be supported and the manpower needed to erect it. In the case of small, low-rise projects, the system may be field fabricated or “stick built” and glazed using standard components similar to a storefront system. However, curtain wall components are notably different in design and performance characteristics with typically much better results compared to storefront components. Larger projects may justify full factory fabrication with panels prepared and glazed ready to be placed directly onto the building structure, minimizing the number of joints in the facade. Curtain wall systems are generally installed outside of the structural system of a building running past floor slabs and other structural elements. They are then attached via tiebacks directly to the building structure at floors, columns, and beams. This installation process means that all wind loads and dead loads imposed on the system are compartmentalized and transferred directly to the building structure. Hence the curtain wall system carries only its own weight and loading while the building structure absorbs all imposed loads.

The strength of curtain wall systems lies in its high overall performance, particularly when compared to a storefront system. This is true in terms of wind resistance, water management, and thermal performance. From a design standpoint they are easy to customize, are available with a variety of interior and exterior aesthetic appearances, and allow a virtually



Curtain wall systems, like this one at the Milstein Family Heart Center, can be used for a total building or just for a portion to meet a variety of design and performance needs.

Photo by Paul Warchol, courtesy of the Ornamental Metal Institute of New York

unlimited range of installation locations, configurations, and opportunities. Specific decisions can be made early related to anchoring options, accommodation of specified glazing thickness, and other details. Most curtain wall manufacturers also offer accessory items such as sun shades or light shelves to enhance daylighting approaches for the overall building.

Perhaps the single most important material common to curtain wall facades is glazing using all manner of glass products. Long marketed as architectural statements, the current generation of all-glass buildings is increasingly being promoted as an energy-efficient, environmentally friendly solution that enhances occupant experience as well as building performance. Technological advances are responsible for this performance boost with glazing currently available that can manage heat and glare, feature low-emissivity, and provide user privacy without compromising light transmission.

In concert with the pace of technological innovation, it has become increasingly important that good architectural design respond to a variety of basic human needs. In particular, recent investigations into the effect of the indoor environment on people suggest that basic design choices regarding the building facade—notably natural daylighting and ventilation—can dramatically affect the performance of a building, and by extension its users. No longer viewed as just an assembly of materials providing environmental separation between conditioned space and the exterior environment, the curtain wall facade is now recognized as an integral component of high-performance building systems.

With all of the above in mind, we will explore four very different buildings that have successfully achieved the appropriate balance of technology, design, installation, and user satisfaction that each of these well-designed projects required.


## 1 MILSTEIN FAMILY HEART CENTER DESIGNING FOR DAYLIGHT AND ENERGY

The Vivian and Seymour Milstein Family Heart Center at New York Presbyterian Hospital in New York City is one of the world's leading pioneers of cardiac treatment. In order to maintain this edge, the institution recently built a \$240-million, 125,000-square-foot addition to its 165th Street hospital complex.

### Design Program: Improved Patient Care Through Daylight

Seeking to provide more than just room for the latest in medical advances, the hospital leadership and key donors, including the Milsteins, wanted a building that would buoy its patients' morale—giving the gift of hope to those facing life-threatening illness.

Photos by Paul Warchol, courtesy of the Ornamental Metal Institute of New York



A dynamic double curtain wall delivers energy performance and optimism for the cutting-edge medical community at the Milstein Family Heart Center.

### Design Approach—A Very Transparent “Climate Wall”

Ian Bader, the project's lead designer for architects Pei Cobb Freed & Partners, knew immediately how to deliver this kind of reassurance in the form of architecture: The site, a cramped plot at the southern edge of the hospital's upper West Side campus, overlooked a breathtaking panorama of the Hudson River and Palisades. Bader intended to bring this view to the interior, opening up the Milstein Family Heart Center facility to the soothing effects of unfiltered daylight in the process. The problem was how to do so without also causing wild swings in temperature. His solution was to enclose the building in a four-story-high glass climate wall—a dynamic double curtain wall that tracks the diurnal course of the sun, controlling incoming daylight while keeping the hospital's occupants in immediate touch with the glory of the natural world. “Looking outwards becomes an event of hope,” explains Bader. Thanks to superb thermal performance and unrivaled craftsmanship, the facade system also helped the project to earn a LEED Gold rating.

More than just an expansion of the hospital's facilities, the addition creates a new entry sequence to the Milstein Heart Center, ushering visitors in from Fort Washington Avenue along a curving passageway that opens into a naturally illuminated four-story atrium. Glass-floored bridges cross the atrium, spanning between the addition and the existing Irving Pavilion and linking directly to corridor waiting areas that abut the curving climate wall. Constructed of custom steel box beams, the bridges support a structural glazing floor system that allows daylight to pass freely through the space's water white glass curtain wall and skylight. A single, mid-span vertical cable suspended from the atrium roof above is used only to control deflections and vibrations. The bridges connect the neighboring Irving Cancer Center with the floors of the new building, facilitating continuity between medical departments.

### Structural System Coordination—Cables Tie into Building Structure

The four-story atrium is constructed with both a glass ceiling and an approximately 45-by-70-foot glass facade. The paramount aesthetic goal was that the structural support of the atrium facade be as willowy as possible in order to leave views of the Hudson River and beyond unobstructed. An efficient single-plate steel girder system spanning between the new addition and the existing Irving Pavilion supports the atrium roof. The gravity load of the atrium wall is supported by small-diameter bright drawn stainless steel 316 S 1x19 strand cables hung from the atrium trusses above. The lateral support of the vertical wall is provided by pre-stressed, Vierendeel horizontal trusses,

## CONTINUING EDUCATION

EARN ONE AIA/CES HSW  
LEARNING UNIT (LU)

### Learning Objectives

After reading this article, you should be able to:

1. Identify and recognize the characteristics of high-performance curtain walls that can be used in a variety of settings.
2. Investigate the design potential and innovative opportunities to create building curtain wall system installations that add and control daylight.
3. Assess the functional contributions of curtain walls towards improved interior environments and creative exterior applications.
4. Specify and design curtain wall systems using construction details that integrate with structural systems appropriate to new and renovation applications.

To receive AIA/CES credit, you are required to read the entire article and pass the test. Go to [ce.architecturalrecord.com](http://ce.architecturalrecord.com) for complete text and to take the test for free.

AIA/CES COURSE #K1305E

constructed of a thin plate and pre-stressed horizontal cable.

### Curtain Wall System—Cable Support System and Cavity

The glazing is supported from the structural systems with stainless steel glass point support hardware. Rising to the west of the atrium, the addition's climate wall is composed of a 22-millimeter-thick laminated glass outer wall and a 44-millimeter-thick insulated glass inner wall separated by a 3-foot cavity. The layer of air in the cavity mediates solar heat gain in warm months and acts as insulation during the winter. When outdoor temperatures rise, the building's exhaust air is drawn into the lowest level of the wall by convection currents, allowing built-up heat to rise naturally to the top elevation where it is expelled through a rooftop vent. In winter, this vent is closed off, holding in the air and creating a thermal blanket for the building.

The wall's double-laminated glass panels are a variety of sizes, though they are generally 5 feet wide and 16 or 17 feet high depending on floor-to-floor heights. The wall does not rely on a mullioned framing system, but upon structural glazing and custom-designed point supports. The point supports attach to a system of crisscrossing post-tensioned fine ground brush drawn 304 stainless steel rods that hang from the ceiling and are drawn down by coil springs at the wall's base. This system kept the 3/8-inch-diameter rods as slim as possible, as the structures in tension require significantly less material to handle the applicable loads. Rods also tie the tensioned system back to the floor plates to absorb lateral forces, primarily wind loads.

### Daylight Control Strategies—Adjustable Vertical Shades Move with Sun Patterns

As with the atrium, the climate wall's glass panels are composed of clear insulated glass units, meaning that the light that comes through is unadulterated by high-performance coatings, which tend to taint the sun's full-spectrum rays. "We live in a filtered world," muses Bader. "I tried to avoid that here." The tradeoff, of course, is that the glazing offers little in the way of shading. To make up for this, Bader and his team designed a system of computer-controlled fabric louvers, essentially motorized vertical blinds that track the trajectory of the sun. In the evening, the system is completely open, at midday it is closed, and between these two extremes the panels adjust accordingly, optimizing the amount of light passing through at any given time. "Typically, a high-performance glass would have a shading coefficient of .6 to .45," says Bader. "The shading coefficient of this system is very low—.1 or .05. You would have to have a virtually opaque wall to get that." In addition to

the blinds, the airspace features a stainless steel catwalk system, a custom grating supported by small-diameter pipe members integrated into the climate wall support structure that allows easy access for maintenance.

Behind its sophisticated stainless steel and glass corset, The Milstein Family Heart Center now stands as a hopeful refuge for patients and their families, with enlarged details of Hudson River School painters' landscapes on the walls of the waiting areas and lobby imbuing a natural vibrancy and depth to the center's interior and reiterating the addition's strong ties with the natural world. Luminous between New York Presbyterian's older masonry structures, "all the elements of the center were carefully engineered like pieces of jewelry—each item has its own special identity and purpose," says Bader. "And while the existing buildings are not architecturally distinguished, they are of archaeological value, allowing a layering of stories to happen. The dialogue is alive and well here."

## 2 HARLEM HOSPITAL PATIENT PAVILION MAKING A STATEMENT

The new patient pavilion at Harlem Hospital is proving that modernization need not be at the expense of historical significance.

### Design Program—Create a Unified, Modernized Complex

The modernization of this 100-plus-year-old teaching hospital was needed to make room for improved patient care and community outreach in the Harlem section of New York City. The recently completed project will house new emergency and surgery departments, diagnostic and treatment services, a critical care suite, and a modern radiology center—all centered around an expansive full-height atrium to

create a unified health care complex out of seven disparate structures spread over two city blocks.

### Design Approach—A Unifying Facade

The project's design, undertaken by HOK's New York office in association with Bronx-based architect Jack Travis of Studio/JTA called for constructing a new six-story, 150,000-square-foot pavilion to connect to the existing Martin Luther King Pavilion and the existing Ron Brown Ambulatory Care Pavilion. Though the plan is rooted in bringing the most up-to-date medical care and teaching facilities to Harlem, at its creative center is the restoration of the hospital's historic WPA-era murals painted by some of the most famous African American artists of the 1930s, including Charles Alston and Vertis Hayes. While the original artwork, depicting themes of medical science, life in Harlem, and experiences of black people in America, will be displayed in the new pavilion's lobby gallery, Hayes's work Pursuit of Happiness is replicated on the building's six-story curtain wall facade in the form of a 180-by-65-foot glass mural mounted on a concealed steel structure.

### Structural System Coordination

The unusual project posed several challenges to the design team, who worked with structural engineer Robert Silman & Associates to realize the new pavilion's structural design. Pavilion spaces needed to be organized to flow into existing portions of the hospital campus. Perhaps most importantly, the design had to anticipate plans to build two additional floors atop the new pavilion in the future. Using steel for the structural frame provided the necessary flexibility in both cases, but the team found that the unique mural curtain wall design approach prevented them from using more efficient cross-braced

*Photo by Dominick Reda/TDX Construction Corp., courtesy of the Ornamental Metal Institute of New York*



The curtain wall facade on the Harlem Hospital New Patient Pavilion features a digitally applied artistic mural that provides light control while still allowing vision out.

frames to address lateral loading. Therefore, the building's lateral system (with the exception of a double-height mechanical space) is designed as a series of moment frames. This required large W14 x 342 and W24 x 117 girders, both of Grade 50, A992 steel, to keep lateral drift to acceptable limits. The double-height mechanical space at the seventh floor created a "soft story" where moment frames were inefficient, so the design team instead used perimeter-braced framing for better lateral load resistance.

With the facility's expansion goals in mind, the structure is designed to carry two more floors in the future. In order to anticipate the additional stresses on the building that those future floors presented, the team developed several structural models to determine appropriate seismic and wind requirements both before and after their addition. Because the hospital is set back one bay at the sixth floor, large W44 x 335 transfer girders support the new floors and the potential floors above.

Column layout also presented a challenge to the design team. Because of the hospital's desire to create open, light-filled spaces in line with modern health care standards, the architects set column lines on the north and west sides of the building 9 feet 6 inches back from the building edge. The design team used cantilevered stub beams moment connected to the columns to create corridor areas free of vertical structural elements.

### Curtain Wall System—Digital Printing on Glazing

The unique space created by the structural alignments was designed to accommodate the hospital's new Pursuit of Happiness glass mural onto Lenox Avenue. Aside from visible horizontal mullions at each floor line, the atrium's west wall is structurally glazed, presenting an uninterrupted canvas for Hayes's work. Each of the curtain wall's 429 panels was printed with a new digital, direct-to-glass colored ceramic printing technology much like putting ceramic frit on glass. The digitized artwork is printed on the #3 surface of the six-layer insulated glass units, directly under a PVB interlayer laminating it to the outer lite. To accommodate the building's show-stopping curtain wall, bent plates of 3/8-inch-thick A36 steel form the edge of the slab along the west facade. Three quarter-inch-diameter, embedded head steel studs (attached to the inside face of the bent plates) provide the additional capacity necessary at the slab edges for the curtain wall attachment. Because the printed curtain wall was part of a separate design-build contract, Silman's engineers worked with curtain wall

engineer Arup to develop connections to the bent plates that could accommodate the necessary vertical deflection at the slab edge, as well as the lateral movement of the building. As with many design-build curtain wall systems, the hospital's steel sub-frame needed to be designed for maximum flexibility at the attachment points. Because the slab edge at the west mural wall was cantilevered out as much as 1 foot – 10-1/2 inches, the spandrel beam design uses HSS members connected with full-height stiffeners to keep them from rotating.

### Strategy at Night—Backlighting

Because interior corridors pass behind the glass, it will remain unobstructed by furniture. At night, the fluorescent back-lit image comes alive thanks to the illuminated column-free space behind it, highlighting the historic scene from the past—the hospital's new face—for all who pass by.

### 3 LEARNING SPRING SCHOOL CONTROLLING LIGHT

The Learning Spring School (LSS) is not your average New York City independent educational institution. Established by a group of concerned parents in the fall of 2001, LSS was conceived, built, and staffed for children with high-functioning autism spectrum disorders.

### Design Program—Educating Children With Autism

Not long after opening up in a small commercial building, the school realized that its facilities were inadequate to meet the very specialized needs of its student body. Adding to the challenge, as early intervention for children in the autism spectrum became more and more prevalent, admissions applications began pouring in, and enrollment quickly exceeded the capacity of the space. To address both of these shortcomings, LSS commissioned New York architectural firm Platt Byard Dovell White (PBDW) to design a dedicated building that would meet the school's growth projections and create an environment conducive to educating children with autism.

### Design Approach—A Sheltering Curtain Wall

Whereas in some projects the purpose of a curtain wall system is to maximize views and daylight, the objectives in this specialized urban school were to mitigate harsh sunlight and minimize visual stimuli. With complete transparency not an objective, the architects initially explored a window wall system because of cost, but changed to a curtain wall system



Photo by Frederick Charles, courtesy of the Ornamental Metal Institute of New York

The Learning Spring School curtain wall facade integrates with the rest of the building.

in order to ensure a more reliable enclosure. The design was made of glass, zinc, and an aluminum sunshade system that lets filtered daylight in while keeping autistic students calm and focused on the lessons at hand. What makes the facade unusual is that such systems are not generally used to enclose educational settings. However, to help foster the school's mission of enabling autistic children to succeed academically as well as socially and emotionally, PBDW laid out an extensive 34,000-square-foot building accommodating occupational therapy, drama and music, lifestyles, culinary arts, fine arts, science and computer labs, plus a library.

For the fourth case study and complete project details, see the online version of this article.

Continues at [ce.architecturalrecord.com](http://ce.architecturalrecord.com)

**Peter J. Arsenault, FAIA, NCARB, LEED AP,** practices, consults, and writes about sustainable design and practice solutions nationwide. [www.linkedin.com/in/pjaarch](http://www.linkedin.com/in/pjaarch)

# Double Acting Traffic Doors Provide An Entrée to Efficiency

Facilitating accessibility and screening for aesthetic and environmental effect

Sponsored by Eliason Corporation

**A**s a movable structure used to open and close an entrance, a door has many jobs. Doors admit people, ventilation, and light. They create privacy, distance, and space from the other aspects of a building. They keep cold or heat in or out, control the spread of dust, and noise, and provide security. In commercial applications, the list of door functions and objectives grows to include the efficient passage of people and goods, the ability to withstand moderate and heavy traffic, and the capacity to separate building functions coupled with ease of maintenance and aesthetic qualities consistent with the look of the facility.

Opening with a light assist and closing automatically in a safe, gradual manner, double acting traffic doors are one option that achieves these goals. As opposed to doors that swing one way, and open and close manually via a knob, lever, push bar, or related device, double acting traffic doors open easily in both directions, simply by pushing on them, after

## CONTINUING EDUCATION



EARN ONE AIA/CES HSW  
LEARNING UNIT (LU)

### Learning Objectives

After reading this article, you should be able to:

1. Identify where and when to specify double acting impact traffic doors for increased operational efficiency.
2. Discuss the types of hinge configurations to meet operational goals in various commercial applications.
3. Compare the styles of double acting traffic doors, their composition, and installation considerations.
4. Describe the range of considerations in proper specification of double acting doors including expected traffic level, finish material, regulatory concerns, and other factors.

To receive AIA/CES credit, you are required to read the entire article and pass the test. Go to [ce.architecturalrecord.com](http://ce.architecturalrecord.com) for complete text and to take the test for free.

AIA/CES COURSE #K1305C



Double acting traffic doors promote efficient movement while acting as a barrier for visual, sound, and environmental purposes.

All photos courtesy of Eliason Corporation



which they automatically return to their closed position. Used extensively in restaurant, retail, institutional, and industrial situations, double acting doors allow personnel and materials to travel more quickly between two sections of a building while acting as a separation between public and backroom operations. In commercial scenarios where bottom line considerations are key, double acting impact traffic doors represent a basic cost-effective strategy for efficient movement, while providing necessary screening functions. This article will discuss the basics of double action doors, their applications and various hinge scenarios, focusing on where and how to specify them to meet goals.

### DOUBLE ACTING TRAFFIC DOORS— THE BASICS

Double acting describes a door that swings in both directions, in and out. Because of this feature, the door always swings away from the person or load passing through it, allowing easy and safe passage. In addition to being bi-directional, double acting doors open upon impact, automatically center in the opening upon closing, and do not typically close against a door stop. Double acting doors facilitate small or very large openings by using a single panel or a double panel, or a pair configuration. In the most efficient double acting traffic doors, impact “shock” is spread throughout the door components so it is absorbed without damage. The doors open with minimal impact (typically less than 10 pounds of pressure) and then automatically return to the closed position.

Impact traffic doors are constructed utilizing a variety of core and cladding materials and construction methods. Panel cores can be wood or foam and are clad with high-pressure laminate (HPL), stainless steel, aluminum, or impact-resistant plastic. Some models feature stainless steel edge caps or internal steel reinforcements for increased durability. Some typical benefits include:

#### Efficiency

Because double acting doors do not close against a stop, they facilitate smooth, efficient traffic flow in either direction. There is no need to stop to open the door, operate knobs or levers. The doors simply open upon impact from personnel, hand trucks, pallet jacks, or even forklifts and then close automatically after the traffic has passed through the opening.

#### Physical and Psychological Screens

Double acting traffic doors act to separate various functional spaces in a facility, restricting access and screening cluttered or unsightly work areas, stockrooms, and the like. In addition to visual separation, they provide thermal and environmental separation and sound

attenuation as well as a visual barrier between disparate operations that reinforces the facility’s commitment to maintain an aesthetic public space for customers and patrons.

#### Quick Installation

As a result of pre-drilled frames that are correctly sized for the door opening and reinforced at all hinge locations, some 36-inch by 84-inch traffic doors can be installed in 30 minutes or less by one person, while other traffic doors take more than 60 minutes to install with a two-person crew—a factor that can result in a significant cost savings, particularly when numerous doors are required in one facility or in a chain with multiple facilities. By eliminating on-site drilling for the hardware, hole location errors are minimized, further reducing installation time and costs.

#### Energy Efficiency

Double acting doors improve efficiency and reduce energy costs as they are less likely to be propped open during loading and unloading of product in refrigerated areas such as coolers and freezers and in temperature-controlled processing areas.

Insulated double acting doors provided with perimeter gasket seals are effective in minimizing the flow of air, moisture, dust, and particulate matter through the opening. This is particularly important in temperature-controlled environments.

#### APPLICATIONS

No one door will fit all requirements, and there are a multitude of models available on the market to suit a wide variety of applications. Cladding materials are available to match the surrounding décor and options can be applied to the door to provide protection against impact from pallets, carts, forklifts, and other traffic utilizing the opening. Vision panels can be sized and located to meet regulatory and safety needs.

As has been mentioned, double acting doors are used primarily where a separation of areas is needed for visual, thermal, environmental, or sound control. For example, kitchens in restaurants, hotels, resorts, and institutions take advantage of the easy passage for waiters to carry food to and from the customers’ dining area without having to use their hands to open the door. Retail stores use double acting doors to maintain a separation from the not-so-attractive warehouse area to the customer sales area.

Gate or café-style doors are popular options in restaurant and retail environments, particularly in convenience store applications. Food markets also find the doors useful for efficient stocking from the storage areas. Perimeter gaskets allow double acting doors to be used in an area where a temperature differential exists as in walk-in

### APPLICATIONS FOR DOUBLE ACTING DOORS

#### Manufacturing Facilities

Between processing areas and in loading dock areas

#### Hotels and Casinos

In dining, dock, and service areas

#### Food Processing Facilities

Between processing areas, in coolers, and in dock areas

#### Hospitals

In dining facilities, walk-in coolers, and in surgical prep areas

#### Pet Care Facilities

In pet grooming and vet service areas

#### Country Clubs, Banquet Halls

Between dining and kitchen facilities and in coolers

#### Pharmaceutical Plants

In processing areas

#### Restaurants

Between kitchen and dining areas and in coolers

#### Retail Stores

Between sales floors and stockroom and in loading dock areas

#### Supermarkets

Between sales floors and stockroom in walk-in coolers and in loading dock areas

coolers. See above chart listing applications for double acting doors.

With restaurants, presentation is key. Double acting doors are a good choice for kitchen to dining area openings where it is important to separate the sights and sounds of the kitchen from patrons. New product options for double acting doors include flush windows and internally hidden or externally concealed hinges. Doors with internally hidden hinges are typically 1-1/2 inch thick overall and doors with externally concealed hinges are typically 3/4 inch thick overall. A combination of flush windows and hidden or concealed hinges creates a sleek, attractive door panel suitable for upscale restaurants, banquet halls, country clubs, and hotels. The surface of the door panel is available in an almost limitless selection of HPL choices or stainless steel.

With a wide range of door construction, cladding, and custom graphic options, decorative possibilities abound. Some choose

to design the look of their double acting doors simply for aesthetic appeal, while others choose a more functional approach. For example, some restaurants utilize two separate door openings allowing for one-way traffic into the kitchen through one opening and one-way traffic into the dining area through the other. In one case, a restaurant owner designed these one-way doors with red laminate on one side and green on the other so that his employees knew which door to safely pass through. With the use of vinyl overlays and silk screening, double acting doors can be designed to include logos and graphics. Sports bars, for example, have opted to incorporate images of beer bottles and sports images into their double acting doors. Double acting doors can even be built with a white board laminate so that management can remind servers to ask about dessert or to inform customers about the “special of the day.”

Doors for retail environments tend to be unique, with solutions customized to a particular style from elegant to contemporary to playful. For example, a national sporting goods chain that sought a rough, rustic look to match the appearance of their distressed wooden door frames opted for a “hammered” metal finish on their double acting door. Custom graphics can work to inform and reduce maintenance costs. A national arts and crafts chain attached an “Employees Only” sticker to their traffic doors. Over time, the stickers peeled off, leaving a gummy residue on the doors. They opted to have their message silk screened on the vision panel, which proved to be more attractive and eliminated the cost and issues associated with the sticker.

Double acting doors are well suited for use in supermarkets as they open and close easily



**Solutions for walk-in coolers and freezers help ease access to the cooler while complying with the Energy Independence and Security Act of 2007. For situations where there is an existing freezer door, flexible doors or strip doors can help to save energy and money when the door is open for stocking.**

and are built to take the abuse present in sales to stockroom applications. The double acting nature of these doors maximizes efficiency as pallet after pallet of groceries and dry goods slam through these openings on a daily basis. Insulated models are frequently used in coolers as the primary door and in freezers as a secondary door.

It is important to note here the requirements of the Federal Energy Independence and Security Act (EISA) of 2007, which became effective January 1, 2009. The purpose of the act is several fold: to move the United States toward greater energy independence and security; to increase the production of clean renewable fuels; to protect consumers; to increase the efficiency of products, buildings, and vehicles; to promote

research on and deploy greenhouse gas capture and storage options; and to improve the energy performance of the federal government. To be in compliance with the act, walk-in coolers and freezers installed in the U.S. and occupying less than 3,000 square feet in floor space have to meet a new set of rules. Among them, there must be:

- ▶ Automatic door closers that firmly close all walk-in doors that have been closed to within 1 inch of full closure, with the exception of doors wider than 3 feet 9 inches or taller than 7 feet.
- ▶ Strip doors, spring hinged doors, or other method of minimizing infiltration when doors are open.
- ▶ Wall, ceiling, and door insulation of at least



Double acting traffic doors are used extensively in supermarkets between sales and stockroom areas.

R-25 for coolers and R-32 for freezers.

► If the walk-in cooler/freezer has reach-in doors, it must have a window of triple-pane glass with either heat-treated reflective gas or gas fill. Alternatively, the window must comprise double-pane and heat reflective treated gas and a gas fill.

Double acting EISA-compliant cooler doors are available in several finishes, including ABS, anodized aluminum, and stainless steel. Each model is filled with CFC-free high-density urethane foam. Optional triple pane, argon gas-filled windows are available as required. As with all double acting doors, these R-25 cooler doors open upon impact and close easily, maximizing efficiency.

### HINGE CHOICES

The service life of a double acting traffic door depends on the integrity of its hinge. No one hinge serves all applications, so it is important to make an appropriate selection based on the required function of the door. Each hinge type offers distinct features and benefits, with typical options including:

- Roller and cam gravity hinge
- V-Cam hinges (90 x 90 degree)
- V-Cam hinges (90 x 180 degree)
- Top-mounted only gravity hinges

#### Roller and Cam Gravity Hinge

Top-mounted hardened steel cam plate and rollers, combined with a hardened steel bottom pivot pin, create a durable and dependable hinge system that allows the door to open with minimal impact and close automatically, while offering smooth, quiet operation. Because these hinges open with minimal impact, the force required to open them is reduced, thereby minimizing damage to the door panel itself. Roller and cam gravity hinges are faster and easier to install than V-Cam double acting door hinges. Doors equipped with these hinges easily meet ADA requirements regarding the amount of force required to open a door.

This type of hinge is available in several configurations, including gate and café models and double Dutch configurations in which one door is mounted above the other to fill extremely high openings. Optional features include lower hinge guards as well as an integrated hold open feature that allows the door to be propped open for clean up or at stocking time.

Various door types are suitable for this type of hinge, including the following:

**Lightweight partition doors.** These doors can be fabricated from a variety of materials suitable for different applications. Material options range from .063 aluminum (tempered and anodized), 16-gauge stainless steel, or .063 anodized aluminum with a high-pressure laminate.

**Solid core partition doors.** Core consists of exterior grade plywood clad with aluminum (tempered and anodized), 20-gauge stainless steel, high-pressure laminates, or ABS.

**Insulated partition doors.** Core consists of a rigid PVC full perimeter frame filled with CFC-free urethane foam. Panel thickness options are 1.5 inches and 3.5 inches (EISA compliant). Cladding options include ABS impact-resistant thermoplastic, anodized aluminum, or stainless steel.

**Rotationally molded insulated doors.** The 1.5-inch-thick monolithic door panel is rotationally molded and features an outer skin made of recyclable linear low-density polyethylene (LLDPE). The core is foamed-in-place with CFC-free urethane foam for enhanced insulation properties. Internal vertical tubular steel reinforcements stabilize the panel. This type of door is suitable for retail, walk-in coolers, and light industrial applications.


#### V-Cam Hinges

Typically the upper V-Cam casting is ductile iron or stainless steel and features a ramp that is available in low or standard rise configurations. The roller assembly attaches to the upper hinge post and the door rises upon opening as the roller travels up the ramp in the V-Cam.

Because they offer greater resistance to opening, doors equipped with V-Cam hinges are more resistant to blowing open due to high wind or negative or positive pressure in the opening. V-Cam hinges are usually preferred when the impact traffic door will be subjected to high volume or highly abusive forklift traffic. A spring assist option is available for applications where increased resistance to opening is desired, typically where high wind or draft, or pressure conditions exist, such as on dock openings.

V-Cam hinges are typically more difficult to install as a top seal must be used and the roller assembly must be drilled and pinned to the upper hinge post. Greater impact is necessary to open these doors, but they are usually compliant with ADA opening force requirements (unless equipped with spring assist).

Typically, V-Cam hinges are available in 90- x 90-degree or 90- x 180-degree configurations. The 90-degree x 90-degree swing configuration



1. Roller and cam gravity hinge  
2. V-Cam hinge

mounts in the center of the doorjamb and allows the door to travel 90 degrees in each direction. The 90-degree x 180-degree configuration mounts on the corner of the door jamb and allows the door panel to travel 90 degrees in one direction and 180 degrees in the other direction. The 90-degree x 180-degree cam allows the door panel to literally “wrap around” the wall in one direction in applications where traffic passing through the opening makes a sharp turn before clearing the leading edge of the door. Other options include low or standard rise cams, lower hinge guards, and spring assist for high draft or pressure conditions.

Designed for heavy-duty industrial impact traffic situations, doors with V-Cam hinges are designed with a heavy-duty internal steel framework or are monolithic in design with internal steel reinforcements. Typically, the outer cladding is either ABS impact-resistant plastic or rotationally molded LLDPE. In either case, the core is foamed in place with high-density CFC-free urethane foam.

One factor to note is that in order for traffic doors with V-Cam hinges to center properly in the opening, the supplied roll pin used to lock the roller assembly in the proper position must be installed. Otherwise, frequent adjustments may be required, as the roller assembly mounted to the upper hinge post will move as the door is impacted.

► Continues at [ce.architecturalrecord.com](http://ce.architecturalrecord.com)



Eliason Corporation is a leading manufacturer of high-quality, custom traffic doors used in many applications, including restaurants, retail stores, supermarkets, and industrial facilities. Well-known for double acting traffic doors, Eliason also offers sliding, strip, FRP, and fire-rated doors, all made to exacting specifications. Committed to green manufacturing, their products can contribute to points in many LEED-NC categories. [www.eliasoncorp.com](http://www.eliasoncorp.com)



# Sweets.com

Find all the product information you need, all in one place.

\*77,000 Registered Users

8,937 Products

2,821 Product Catalogs

863 Green Information

2,193 Project Galleries

4,768 Specifications

20,320 CAD/BIM

807 3D Models

## Kawneer Co., Inc.

MasterFormat Classification:  
08 44 00 Curtain Wall

- Product Catalogs
- Green Information
- Project Galleries
- Specifications
- CAD/BIM
- 3D Models

## Sargent

MasterFormat Classification:  
08 71 00 Door Hardware

- Product Catalogs
- Green Information
- Project Galleries
- Specifications
- CAD/BIM
- 3D Models

**Super Sky Products, Inc.**

MasterFormat Classification:  
08 63 00 Metal Framed

Skylights

Catalogs

Green Information

Project Galleries

Specifications

CAD/BIM

3D Models

**C.R. Laurence Co., Inc.**

MasterFormat Classification:  
08 42 00 Entrances

Product Catalogs

Green Information

Project Galleries

Specifications

CAD/BIM

3D Models

**Curries**

MasterFormat Classification:  
08 13 00 Metal Doors

Product Catalogs

Green Information

Project Galleries

Specifications

CAD/BIM

3D Models

# Advertisers Index

## Get Free Information

from our advertisers! Fill out this Reader Service Card and send back today  
or go to [ArchRecord.com](http://ArchRecord.com) > Products tab > Reader Service

| Reader Service # | Advertiser                                                                                                                                                    | Page    | Reader Service # | Advertiser                                                                                             | Page | Reader Service # | Advertiser                                                                                                 | Page         |
|------------------|---------------------------------------------------------------------------------------------------------------------------------------------------------------|---------|------------------|--------------------------------------------------------------------------------------------------------|------|------------------|------------------------------------------------------------------------------------------------------------|--------------|
| 17               | Acuity Brands<br><a href="http://acuitybrands.com/integration">acuitybrands.com/integration</a>                                                               | 32      | 52               | Figueras International Seating<br><a href="http://figueras-usa.com">figueras-usa.com</a>               | 47   | 61, 89           | Ornamental Metal<br>Institute of New York<br><a href="http://ominy.org">ominy.org</a>                      | 4<br>162-165 |
| 82               | ALPOLIC / Mitsubishi Plastics<br>Composites America, Inc.<br><a href="http://alpolic-northamerica.com/case-studies">alpolic-northamerica.com/case-studies</a> | 19      | 73               | Gate Precast<br><a href="http://gateprecast.com">gateprecast.com</a>                                   | 121  | 56               | PCI Precast/<br>Prestressed Concrete Institute<br><a href="http://pci.org/hpprecast">pci.org/hpprecast</a> | 52           |
|                  | American Architectural<br>Foundation<br><a href="http://archfoundation.org">archfoundation.org</a>                                                            | 160     | 58               | GKD<br><a href="http://gkdmetailfabrics.com">gkdmetailfabrics.com</a>                                  | 64   | 84               | Pella<br><a href="http://pellacommercial.com/mces">pellacommercial.com/mces</a>                            | 117          |
| 43               | amerlux<br><a href="http://amerlux.com">amerlux.com</a>                                                                                                       | 140     | 63               | Guardian Industries Corp.<br><a href="http://sunguardglass.com">sunguardglass.com</a>                  | 43   | 67               | Petersen Aluminum<br><a href="http://pac-clad.com">pac-clad.com</a>                                        | 48           |
|                  | Architectural Record Cocktail<br>Napkin Sketch Contest<br><a href="http://architecturalrecord.com/call4entries">architecturalrecord.com/call4entries</a>      | 17      | 74               | Harmonic Environments<br><a href="http://HarmonicEnvironments.com">HarmonicEnvironments.com</a>        | 120  | 85               | Phifer Incorporated<br><a href="http://sheerweavedigital.com">sheerweavedigital.com</a>                    | 119          |
|                  | Architectural Record<br>Continuing Education App<br><a href="http://archrecord.com">archrecord.com</a>                                                        | 161     | 14               | Horton Automatics<br><a href="http://hortondoors.com">hortondoors.com</a>                              | 137  | 86               | PNC Bank<br><a href="http://pnc.com/cashflowinsight">pnc.com/cashflowinsight</a>                           | 10           |
|                  | Architectural Record Guess<br>the Architect Contest<br><a href="http://archrecord.com">archrecord.com</a>                                                     | 13      | 76               | Icynene<br><a href="http://icynene.com">icynene.com</a>                                                | 177  | 48               | PPG IdeaScapes<br><a href="http://PPGIdeaScapes.com/SBr100">PPGIdeaScapes.com/SBr100</a>                   | 70           |
|                  | Architectural Record<br>Editorial Excellence<br><a href="http://archrecord.com">archrecord.com</a>                                                            | 138     | 65               | InPro Clickeze<br><a href="http://inprocorp.com/clickeze">inprocorp.com/clickeze</a>                   | 23   | 16               | Prodema<br><a href="http://prodema.com">prodema.com</a>                                                    | 115          |
|                  | Architectural Record<br>Innovation Conference 2013<br><a href="http://recordinnovation.com">recordinnovation.com</a>                                          | 33      | 45               | Johnsonite, A Tarkett Company<br><a href="http://johnsonite.com">johnsonite.com</a>                    | 20   | 69               | RAB Lighting<br><a href="http://RABLED.com">RABLED.com</a>                                                 | 139          |
| 28               | Armstrong World Industries<br><a href="http://armstrong.com/leffects">armstrong.com/leffects</a>                                                              | cv2-1   | 78               | Julius Blum & Co. Inc.<br><a href="http://juliusblum.com">juliusblum.com</a>                           | 46   | 72               | reThink Wood<br><a href="http://rethinkwood.com">rethinkwood.com</a>                                       | 37           |
| 38               | Armstrong World Industries<br><a href="http://armstrong.com/raffia">armstrong.com/raffia</a>                                                                  | 60      | 57               | Kawneer<br><a href="http://kawneer.com">kawneer.com</a>                                                | 5    | 87               | Rocky Mountain Hardware<br><a href="http://rockymountainhardware.com">rockymountainhardware.com</a>        | 35           |
| 19               | Bluebeam Software Inc.<br><a href="http://bluebeam.com/divein">bluebeam.com/divein</a>                                                                        | 57      | 75               | Kepeco+<br><a href="http://kepecoplus.com">kepecoplus.com</a>                                          | 26   | 25               | ROXUL<br><a href="http://roxul.com">roxul.com</a>                                                          | 118          |
| 36               | C.R. Laurence Co., Inc.<br><a href="http://crlaurence.com">crlaurence.com</a>                                                                                 | 68      | 79               | Kim Lighting<br><a href="http://kimlighting.com">kimlighting.com</a>                                   | 39   | 62               | SAFTI/FIRST<br>Fire Rated Glazing Solutions<br><a href="http://safti.com/ar">safti.com/ar</a>              | 31           |
| 44               | Cascade Coil Drapery<br><a href="http://cascadecoil.com">cascadecoil.com</a>                                                                                  | 157     | 15               | Laminators, Inc.<br><a href="http://laminatorsinc.com">laminatorsinc.com</a>                           | 27   | 23               | Samsung Staron<br><a href="http://staron.com">staron.com</a>                                               | 50           |
| 29               | CertainTeed Ceilings<br><a href="http://certainteed.com/Ceilings">certainteed.com/Ceilings</a>                                                                | cv3     | 59               | Landscape Forms<br><a href="http://landscapeforms.com">landscapeforms.com</a>                          | 44   | 71               | Selux<br><a href="http://selux.us">selux.us</a>                                                            | 149          |
| 30               | Charles Loomis, Inc.<br><a href="http://charlesloomis.com">charlesloomis.com</a>                                                                              | 157     | 51               | LiftMaster®<br><a href="http://liftmaster.com">liftmaster.com</a>                                      | 55   |                  | Skyscraper Museum, The<br><a href="http://skyscraper.org">skyscraper.org</a>                               | 176          |
| 18               | Columbia Lighting<br><a href="http://columbialighting.com/products/iser">columbialighting.com/products/iser</a>                                               | 152     | 64               | Lithonia Lighting<br><a href="http://lithonia.com">lithonia.com</a>                                    | 155  | 55               | Sloan<br><a href="http://sloanvalve.com">sloanvalve.com</a>                                                | 53           |
|                  | Dodge International<br><a href="http://DodgeNetworkInternational.com">DodgeNetworkInternational.com</a>                                                       | 159     | 80               | Louis Poulsen<br><a href="http://louispoulsen.com">louispoulsen.com</a>                                | 58   | 68               | Specialty Doors<br><a href="http://barndoorhardware.com">barndoorhardware.com</a>                          | 28           |
| 32               | Doug Mockett & Company, Inc.<br><a href="http://mockett.com">mockett.com</a>                                                                                  | 22      | 46               | Lucite International<br><a href="http://lucitelux.com">lucitelux.com</a>                               | 45   | 40               | State Farm Insurance<br><a href="http://st8.fm/bizinsurance">st8.fm/bizinsurance</a>                       | 63           |
| 53               | Dri-Design<br><a href="http://dri-design.com">dri-design.com</a>                                                                                              | 7       | 39               | Lutron Electronics Co., Inc.<br><a href="http://lutron.com/redifne">lutron.com/redifne</a>             | cv4  | 24               | Sunoptics<br><a href="http://sunoptics.com">sunoptics.com</a>                                              | 135          |
| 60               | Dryvit Systems, Inc.<br><a href="http://dryvit.com">dryvit.com</a>                                                                                            | 65      | 21               | Manning Lighting Inc.<br><a href="http://digitalspeck.com">digitalspeck.com</a>                        | 156  |                  | Sweets Mobile App<br><a href="http://sweets.com">sweets.com</a>                                            | 156          |
| 37               | E. Dillon & Company<br><a href="http://edillon.com">edillon.com</a>                                                                                           | 36      | 81               | MBCI<br><a href="http://mbci.com">mbci.com</a>                                                         | 69   |                  | Sweets.com<br><a href="http://sweets.com">sweets.com</a>                                                   | 170-171      |
| 66               | EarthWerks<br><a href="http://earthwerks.com">earthwerks.com</a>                                                                                              | 116     | 83               | Metl-Span<br><a href="http://metlspan.com/hpci">metlspan.com/hpci</a>                                  | 54   | 42               | Technical Glass Products<br><a href="http://fireglass.com">fireglass.com</a>                               | 8-9          |
| 70               | Easi-Set Industries<br><a href="http://slenderwall.com">slenderwall.com</a>                                                                                   | 34      | 27               | Modern Fan Co., The<br><a href="http://modernfan.com">modernfan.com</a>                                | 66   | 34               | Technical Glass Products<br><a href="http://tgpamerica.com">tgpamerica.com</a>                             | 175          |
| 77               | EFCO Corporation<br><a href="http://efcocorp.com">efcocorp.com</a>                                                                                            | 56      | 20               | modularArts<br><a href="http://modulararts.com">modulararts.com</a>                                    | 6    | 50               | Underwriters Laboratories Inc.<br><a href="http://ul.com/newsscience">ul.com/newsscience</a>               | 122          |
| 90               | Eliason Corporation<br><a href="http://eliasoncorp.com">eliasoncorp.com</a>                                                                                   | 166-169 | 88               | Multispec<br><a href="http://multispec.com">multispec.com</a>                                          | 15   | 35               | Viracon<br><a href="http://viracon.com">viracon.com</a>                                                    | 25           |
| 31               | Engineered Lighting Products<br><a href="http://elighting.com">elighting.com</a>                                                                              | 157     | 47               | National Building Museum<br><a href="http://go.nbm.org/honoraward">go.nbm.org/honoraward</a>           | 174  | 41               | Vulcraft, A Division of Nucor Corp.<br><a href="http://vulcraft.com">vulcraft.com</a>                      | 67           |
|                  | ENR Global<br>Construction Summit<br><a href="http://construction.com/events/2012/globalsummit/">construction.com/events/2012/globalsummit/</a>               | 178-179 | 22               | Nemetschek Vectorworks<br><a href="http://vectorworks.net/sketchtoBIM">vectorworks.net/sketchtoBIM</a> | 16   | 33               | Walpole Outdoors<br><a href="http://walpolewoodworkers.com">walpolewoodworkers.com</a>                     | 177          |
|                  |                                                                                                                                                               |         | 54               | Nichiha USA, Inc.<br><a href="http://nichiha.com/projectgallery">nichiha.com/projectgallery</a>        | 29   | 26               | Western Red Cedar<br>Lumber Association<br><a href="http://realcedar.org">realcedar.org</a>                | 18           |
|                  |                                                                                                                                                               |         | 12               | NJ SmartStart Buildings<br><a href="http://NJCleanEnergy.com/Ally">NJCleanEnergy.com/Ally</a>          | 136  |                  |                                                                                                            |              |
|                  |                                                                                                                                                               |         | 49               | Nordic Engineered Wood<br><a href="http://nordicewp.com">nordicewp.com</a>                             | 24   |                  |                                                                                                            |              |
|                  |                                                                                                                                                               |         |                  | Oldcastle BuildingEnvelope®<br><a href="http://BIMIQ.com">BIMIQ.com</a>                                | 2-3  |                  |                                                                                                            |              |

Publisher is not responsible for errors and omissions in advertiser index.

To access PDFs of all full-page or larger ads appearing in this issue, go to [ArchRecord.com](http://ArchRecord.com) > Products tab > Product Ads

Get more info at [www.sweets.com](http://www.sweets.com)

## PRODUCT SPOTLIGHTS

Advertisement

### DOORS, WINDOWS

#### FIRE-RATED GLASS CERAMIC

WR

##### Technical Glass Products

▲ FireLite® family of products from Technical Glass Products is UL listed and labeled and offers fire ratings up to 3 hours.

##### Product Application:

- Post Road Elementary School, White Plains, NY
- Seattle-Tacoma International Airport, Seattle, WA
- Shaklee Corporate Headquarters, Pleasanton, CA

##### Performance Data:

- High impact safety ratings
- Clear and wireless



www.fireglass.com

800.426.0279 | Contact: sales@fireglass.com

Circle 150

### INTERIOR FINISHES, FURNISHINGS

#### CEILING

WR | G | NEW

##### Gordon, Inc.

▲ ACRO-Tech acoustical transparent, textured finish is applied to a metal substrate and provides the appearance of a painted, level 5, fine texture drywall coating.

##### Product Application:

- Ceiling systems and wall systems that are installed out of reach by occupants
- Installed flat, sloped, curved, or segmented to simulate vault conditions; panel sizes up to 4 ft. x 8 ft.
- Applied to perforated metal with acoustical media = NRC up to 0.90



www.gordon-inc.com

800.747.8954 | Contact: Tom Ayres

AIA Expo Booth #2919

Circle 151

### ROOFING, SIDING, THERMAL & MOISTURE PROTECTION

#### RAINSCREEN & VENTILATION MATS

S | G | NEW

##### Stuc-O-Flex International, Inc.


▲ Consider the benefits of moisture protection and space that drains water 50 times faster than normal claddings while ventilating your walls.

##### Product Application:

- Bing Concert Hall, Stanford University
- Hilton, New Orleans, Katrina retrofit
- Stucco, stone, EIFS, siding, metal

##### Performance Data:

- Create space between your building and the elements; filter fabric functions like additional layer of WRB



www.stucoflex.com

800.305.1045 | Contact: Dan Johnson

Circle 152

### SPECIALTY PRODUCTS

#### ARCHITECTURAL WIRE MESH

WR | G

##### The Gage Corporation, Int.


▲ GageWoven® is an innovative collection of 23 designs suitable for elevator lobbies and cab interiors, plus other architectural fabrication.

##### Product Application:

- Atlantic Station, Atlanta, GA
- Calgary Zoo, Calgary, Canada
- State Street Bank, Quincy, IL

##### Performance Data:

- Wide variety of metals available including stainless steel, aluminum, copper, and commercial bronze
- Powdercoat finish available



www.gagecorp.net

800.786.4243, 608.269.7447

Circle 153

### SPECIALTY PRODUCTS

#### RAILING INFILL CABLES

WR | G

##### Feeney, Inc. (CableRail®)

▲ CableRail® stainless steel cables enhance any railing: durable, aesthetic, easy to install, low maintenance, 70% recycled content, and beautifully unobtrusive.

##### Product Application:

- Railings, fences, trellises
- Residential, commercial, institutional, industrial
- Interiors and exteriors

##### Performance Data:

- Wide selection of cable and hardware options
- Weather-tough 316-grade stainless steel



www.feeney10.com

800.888.2418 | Contact: Andrew Penny

Circle 154

### SPECIALTY PRODUCTS

#### ALUMINUM RAILINGS

WR | G

##### Feeney, Inc. (DesignRail®)

▲ DesignRail® Aluminum Railings: Pre-engineered aluminum railing systems. Innovative designs, superior commercial-grade extrusions, powder-coated and custom anodized finishes, very low maintenance, recycled content LEED.

##### Product Application:

- Whaler Resort, Maui, HI
- Black Gold Country Club, Yorba Linda, CA
- Palomar Airport, Carlsbad, CA

##### Performance Data:

- Glass, picket, and CableRail infill options



www.feeney10.com

800.888.2418 | Contact: Andrew Penny

AIA Expo Booth #3503

Circle 155

## CLASSIFIEDS

### POSITIONS VACANT

#### LANDSCAPE ARCHITECT

Landscape Architect sought by Design Workshop Inc. in Denver, CO. Job duties incl: Provide landscape architecture, planning & project services to private & public clients; Projects incl land use planning, landscape dsgn, community dvlpmnt, &/or streetscape dsgn of public, resort, urban & private spaces. Coordinate w/clients, sub-consultants & in-house personnel to complete assigned tasks. Mail res. to HR Manager, 1390 Lawrence St., Ste 200, Denver, CO 80204.

WWW.SMPSCAREERCENTER.ORG

Find marketing/BD professionals with A/E/C experience. Call 800-292-7677, ext. 231

## ARCHITECTURAL RECORD

To obtain information or to reserve space contact:

Diane Soister at Tel: 212-904-2021  
or call 1-800-251-5176

Email: [diane\\_soister@mcgraw-hill.com](mailto:diane_soister@mcgraw-hill.com)

On Tuesday, June 4, 2013,  
the National Building Museum  
bestows the 2013 Honor Award  
on Turner Construction Company  
in recognition of 111 years of  
leadership in the construction  
industry.

**Turner**

**2013 HONOR  
AWARD GALA**

NATIONAL BUILDING MUSEUM

**JUNE 4, 2013 | 7 pm**

Register at [go.nbm.org/honoraward](http://go.nbm.org/honoraward)

**NATIONAL  
BUILDING  
MUSEUM**

401 F Street, NW • Washington, DC 20001 • [www.nbm.org](http://www.nbm.org)



## New and Upcoming Exhibitions

### Folly 2013

Queens, New York

May 12–August 5, 2013

Folly is a competition cosponsored by the Architectural League and Socrates Sculpture Park that invites emerging architects and designers to propose contemporary interpretations of the architectural folly, traditionally a fanciful, small-scale building or pavilion sited in a garden or landscape to frame a view or serve as a conversation piece. The 2013 Folly winner is *tree wood*, designed by Toshihiro Oki, Jen Wood, and Jared Diganci. For more information, visit [archleague.org](http://archleague.org).

### Theater Gates: 13th Ballad

Chicago

May 18–October 6, 2013

Chicago-based artist Theater Gates has designed a new large-scale installation at the Museum of Contemporary Art Chicago. The installation consists of objects and materials from the Huguenot House, a public-architecture project in Chicago and Germany, a set of repurposed pews from the University of Chicago's campus church, and a monumental double-cross sculpture. Gates created an ecclesiastical ambience to suggest that art museums, like churches, are sites of pilgrimage and thoughtful contemplation. *13th Ballad* is accompanied by a series of collaborative performances. For more information, visit [mcachicago.org](http://mcachicago.org).

### A New Sculpturalism: Contemporary Architecture From Southern California

Los Angeles

June 2–September 2, 2013

The Museum of Contemporary Art Los Angeles presents the first extensive, scholarly examination of the radical forms that have become prolific in Southern California architecture during the past 25 years. The exhibition aims to rethink how museums display architecture, allowing visitors to experience architecture primarily in its three-dimensional form with models, full-scale maquettes, and full-size built structures. For more information, visit [moca.org](http://moca.org).

## Ongoing Exhibitions

### Voices of Design: 25 Years of Architalx

Portland, Maine

Through May 19, 2013

This interactive exhibition at the Portland

Museum of Art celebrates the 25th anniversary of Architalx, a nonprofit organization that hosts talks and other educational programming for architects and designers in Maine. Visitors can browse Architalx's archive of voice, text, and images from lectures by many of the leading architects and designers of the last quarter-century. For more information, visit [architalx.org](http://architalx.org).

### Lebbeus Woods, Architect

San Francisco

Through June 2, 2013

This exhibition at the San Francisco Museum of Modern Art brings together 75 works from the past 35 years by one of the most influential architects working in the field. Recognized beyond architecture, Woods (1940–2012) has been hailed by leading designers, filmmakers, writers, and artists alike as a significant voice in recent decades. His works resonate across many disciplines for their conceptual potency, imaginative breadth, jarring poetry, and ethical depth. For more information, visit [sfmoma.org](http://sfmoma.org).

### Jim Olson: Art in Architecture

Bellingham, Washington

Through June 9, 2013

This retrospective at the Whatcom Museum is devoted to the career of Jim Olson, one of the Northwest's most significant architects and founder of the Seattle-based firm Olson Kundig Architects. The exhibition spans Olson's first 50 years in architecture, exploring his built work as well as his artistic, cultural, natural, and personal influences. For more information, visit [whatcommuseum.org](http://whatcommuseum.org).

### Loos: Our Contemporary

Vienna

Through June 23, 2013

The continuous influence of Adolf Loos (1870–1933) on the building culture of the past 100 years is the focus of the exhibition *Loos: Our Contemporary* at the Austrian Museum of Applied Arts (MAK). Loos's minimalist-aesthetic paradigms and concept of ethical architecture influenced the oeuvres of numerous modern-era architects. For more information, visit [mak.at](http://mak.at).

### The Woolworth Building @ 100

New York City

Through July 14, 2013


A masterpiece of early-20th-century art and technology, the Woolworth Building celebrates its centennial year in the process of conversion, with office space remaining below and luxury residences planned for the upper

TGP.  
IT'S PERSONAL.

Seeking long-term relationship with a unique spirit able to channel inner beauty. Are you into breaking down barriers and looking at the world differently? Do you enjoy illuminating viewpoints? You must be open to letting in what's important without losing your sense of privacy. Email me [sales@tgpamerica.com](mailto:sales@tgpamerica.com)

### Get to know Pilkington Profilit™.

This unique, linear channel glass system comes in a broad spectrum of colors, textures and finishes with varying translucency, allowing for the passage of natural light without the loss of privacy. Each affects light transmission and diffusion differently, providing a truly unique look for your vision. Explore our interactive Texture Module at [tgpamerica.com/texture](http://tgpamerica.com/texture).



Pilkington Profilit™

TGP ARCHITECTURAL  
one source. many solutions.®

[tgpamerica.com](http://tgpamerica.com)

CIRCLE 34

tower. Still radiant on the Lower Manhattan skyline, the landmark heralds both the past and future of New York. For more information, visit [skyscraper.org](http://skyscraper.org).

#### Green Schools

Washington, D.C.

*Through January 5, 2014*

The National Building Museum is hosting the first-ever museum exhibition dedicated to the greening of American schools. Featuring more than 40 exemplary projects, from new construction to rehabs to modular classrooms, the exhibition will survey the breadth of green school design in the United States through sample building materials, photographs, video, and green products. For more information, visit [nbm.org](http://nbm.org).

### Lectures, Conferences, and Symposia

#### New Models for Modular Housing

New York City

*May 9, 2013*

A panel of architects will discuss the latest innovations in the design of modular multi-

unit housing. Presented by ARCHITECTURAL RECORD and the Architectural League of New York, the event is being held at the McGraw-Hill Auditorium, 1221 Avenue of the Americas, New York City. The symposium, sponsored by VaproShield, begins at 7 p.m. with a reception to follow. For more information, visit [archrecord.com](http://archrecord.com).

#### Sharjah Biennial 11

Sharjah, United Arab Emirates

*Through May 13, 2013*

For Sharjah Biennial 11, curator Yuko Hasegawa has solicited a selection of artworks that reassess the Western-centrism of knowledge in modern times. A selection of architects and cultural practitioners from Lebanon, India, Belgium, Japan, Spain, and elsewhere have been asked to create temporary architectural interventions that connect Sharjah's historic area and its courtyard typology with the larger city. For more information, visit [sharjahart.org](http://sharjahart.org).

#### Modular Construction Summit

Brooklyn, New York

*May 16, 2013*

Do modular structures last as long as stick-built buildings? Are they environmentally sustainable? Can they be as attractive as their traditionally built counterparts? The answer to all of these questions is yes. This conference, cohosted by the Modular Building Institute and the Pratt Institute, will distinguish fact from fiction in the burgeoning field of modular design. For more information, visit [modular.org](http://modular.org).

#### Booming Boroughs: Redesigning Aging-in-Place in NYC

New York City

*May 18, 2013*

Organized to develop innovative urban-housing models that are socially and economically viable and sustainable for seniors, enabling residents to continue their lives happily, safely, and independently in urban communities, this charrette at the Center for Architecture hosts five interdisciplinary teams of participants that will produce innovative design solutions at a range of scales, from an individual apartment to an adaptive reuse of an entire building. For more information, visit [booming-boroughs.org](http://booming-boroughs.org).

**The Woolworth Building @ 100**

**Centennial Exhibition through July 14, 2013**

**For information & programs: [www.skyscraper.org](http://www.skyscraper.org)**

**THE SKYSCRAPER MUSEUM | 39 Battery Place, NYC | Wed - Sun 12 - 6pm**

Image: Library of Congress

### International Design Festival

Washington, D.C.

Through May 19, 2013

What makes an object useful, engaging, and beautiful? What is it about a distinct design that conveys calm, wonder, and excitement in the user and helps us recall a moment in time? This free, three-month-long multidisciplinary celebration of design at Artisphere features *The Next Wave: Industrial Design Innovation in the 21st Century*, a 4,000-square-foot exhibition exploring innovation in product design from Spain, Italy, Belgium, the U.K., Scandinavia, and the United States over the last 13 years. For more information, visit [artisphere.com](http://artisphere.com).

### GIS International Architecture Expo Conference

Bucharest, Romania

May 27–28, 2013

The third edition of the GIS International Architecture Expo Conference focuses on interior architecture and design in offices, hotels, and commercial-building projects. General topics also include product design, lighting design, and engineering. Held at the JW Marriott Grand Hotel, the conference also features special guest Giorgio Borruo,

an Italian architect and designer best known for his innovative experimental designs for fashion houses and retailers. For more information, visit [iegis.ro](http://iegis.ro).

### Michigan Modern: Design That Shaped America

Bloomfield Hills, Michigan

June 13–16, 2013

This four-day symposium at the Cranbrook Educational Community brings together architects, critics, designers, historians, business leaders, and others to discuss Michigan's central role in the development of American Modernism, which created the foundation for Michigan's strong design and engineering industry today. This symposium and the companion exhibition celebrate Michigan's contributions to modern design and the stories of the people who made it happen. For more information, visit [michiganmodern.org](http://michiganmodern.org).

## Competitions

### 2nd Annual PureBond Quality Awards

Submission Deadline: May 31, 2013

In this competition hosted by Columbia Forest Products, 12 winners will be chosen by a team


of judges in four categories: residential kitchen, residential bath, other residential (furniture, fixture, etc.), and commercial. Each project submission must contain PureBond hardwood plywood in the construction. For more information, visit [columbiaforestproducts.com](http://columbiaforestproducts.com).

### 7th International Cosentino Design Challenge

Submission Deadline: June 1, 2013

Cosentino, a producer and distributor of quartz, natural stone, and recycled surfacing, invites submissions for its annual design and architecture competition. Submissions must use Cosentino materials for a conceptual office space or outdoor kitchen space. The competition is open to current college and university students studying architecture or design. The submissions will be evaluated by a jury based on a number of criteria, including innovation, research, product adaptation, feasibility, conceptual and technical quality, and presentation. For more information, visit [cosentinodesignchallenge.org](http://cosentinodesignchallenge.org).

E-mail information two months in advance to [recordevents@mcgraw-hill.com](mailto:recordevents@mcgraw-hill.com).



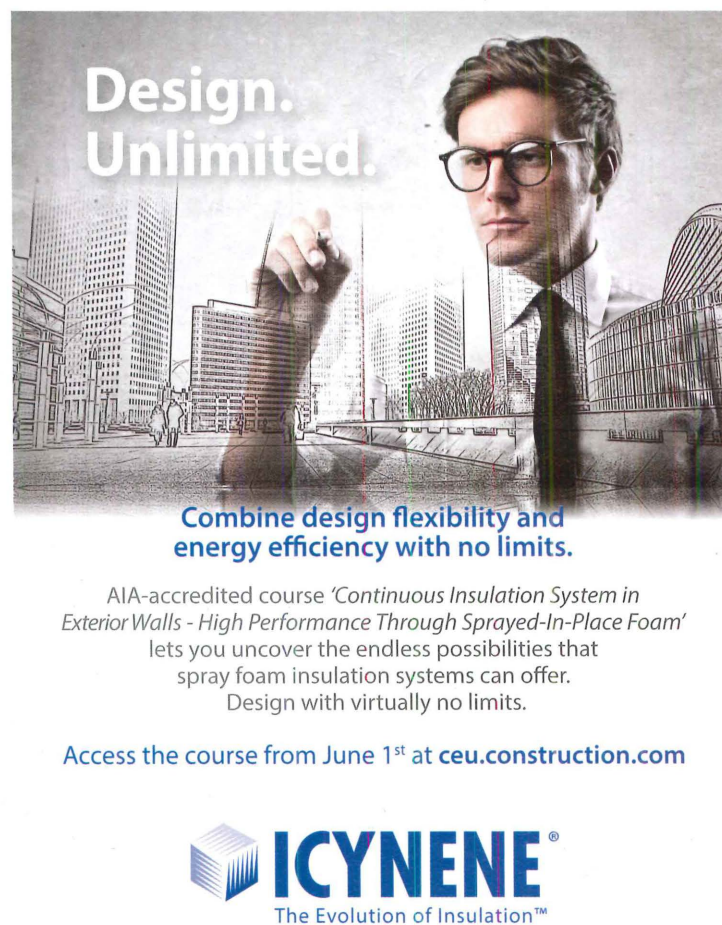
**MAKE A LASTING IMPRESSION**

When it's important to make a lasting impression, think Walpole Outdoors.™ With over 100 beautiful, factory-finished colors, our PVC pergolas, railing and trellises deliver the easy care and durability homeowners love. Plus, our team of designers and CAD operators have the expertise to bring your concept to reality.

**Walpole Outdoors**  
80 years

800-343-6948 • [walpolewoodworkers.com](http://walpolewoodworkers.com) • [facebook/walpoleoutdoors](https://facebook.com/walpoleoutdoors)

CIRCLE 33



**Design. Unlimited.**

**Combine design flexibility and energy efficiency with no limits.**

AIA-accredited course 'Continuous Insulation System in Exterior Walls - High Performance Through Sprayed-In-Place Foam' lets you uncover the endless possibilities that spray foam insulation systems can offer. Design with virtually no limits.

Access the course from June 1<sup>st</sup> at [ceu.construction.com](http://ceu.construction.com)

**ICYNENE**  
The Evolution of Insulation™

CIRCLE 76

# ENR GLOBAL CONSTRUCTION SUMMIT 2013

REGISTER

[enrglobalsummit.com](http://enrglobalsummit.com)

800.371.3238

Silver sponsors:



Supporting sponsor:



**SAVE THE DATE: JUNE 6-7, 2013 | NEW YORK, NY**

Register for the GLOBAL CONSTRUCTION SUMMIT today. Earn 6.75 LUs while hearing from construction project owners from different market sectors who work around the world. Learn what skills and experience are most important to them as they build teams for global projects. ENR GLOBAL BEST PROJECTS AWARDS DINNER will celebrate and honor the best global construction projects and the companies that designed and built them. **For more information: [enrglobalsummit.com](http://enrglobalsummit.com) | 800.371.3238**



REGISTRATION: \$495



JUNE 6-7, 2013



6.75 AIA LEARNING UNITS



NEW YORK, NY



Photography: © Zaheer Karim

**FEATURED PANEL** | *Follow the Owner: Getting on the A-list*

**JAMES C. ELLIS**  
GLOBAL ENGINEERING DIRECTOR  
DUPONT

**IRV KIEBACK**  
CORPORATE ENGINEERING DIRECTOR  
PROCTER & GAMBLE

**GRANT R. STEVENS**  
SENIOR MANAGING DIRECTOR & CO-COUNTRY HEAD  
HINES INDIA



**ENR**  
Engineering News-Record

**McGRAW HILL CONSTRUCTION**  
McGRAW HILL FINANCIAL

**THE DRAMATIC WHITE** interior of the University of Helsinki's new main library, by local firm Anttinen Oiva Architects, is striking for its curving travertine-marble staircase, its Finnish furnishings, and the oval-shaped voids the architects carved out of the center of the floor plates. The rotunda brings in daylight and helps visitors grasp the building's spatial organization at a glance. Opened to the public last September, the seven-floor urban-infill project was built on the site of an old department store in the capital's downtown and consolidates libraries that had previously operated in 10 different locations.

*Rita Catinella Orrell*



## BIG by design. Acoustic by nature.

The Gyptone® BIG™ family of products from CertainTeed Ceilings allows you to create beautiful continuous walls and ceilings that seamlessly blend aesthetics with acoustics, performance and sustainability. Their large format creates sweeping surfaces with elegantly patterned perforations.

You can Be Certain™ Gyptone BIG will distinguish your designs with a bold style unlike any other, while creating a space with superior Environmental Acoustics™

[www.CertainTeed.com/Ceilings](http://www.CertainTeed.com/Ceilings)

**CIRCLE 29**

**CertainTeed**  
SAINT-GOBAIN

# Redefine what's possible with Lutron shading solutions

## Challenge

Video broadcast is an important part of the Second Baptist Church ministry, but uncontrolled daylight was making this virtually impossible.



Second Baptist Church – Houston, Texas

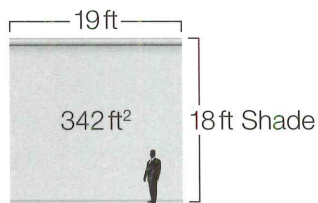
## Solution

Lutron shading innovation provided an alternative to permanently covering the art glass, creating a flexible, functional environment.



### To meet the needs of this unique space:

- Lutron worked closely with the architect to determine the space's programming needs
- 18 massive shades, both sheer and blackout, each measuring 342 ft<sup>2</sup>, operate silently in unison at the touch of a button



To learn more call 1.800.523.9466 (24/7 support).



David Hatton  
Founder/CEO, ChurchWorx and Facilities Electric, Inc.

"The Lutron shades allow us to filter light for services and broadcasts, and still share these majestic windows with our congregation."



**Download case study.**  
[www.lutron.com/redefine](http://www.lutron.com/redefine)

