

November
1910

A Country Home Centuries Old—Planting for
Winter Cheer—A Bungalow Community—Making the
City Yard Beautiful—Furnishing With Period Styles

25c

\$3 a year



House & Garden





Crocus Growing in Fiber

Try Growing Bulbs in FIBER—Better and Cleaner Than Soil

We want you to try the new and better way of growing bulbs for indoor blooming this winter—plant them in our Prepared Fiber, instead of soil; you will be greatly pleased with the results, and will find that bulbs so planted are much easier to care for. The method is very simple; just fill non-porous bowls, hyacinth glasses or jardinières with Prepared Fiber, and plant the bulbs in the usual way. No drainage need be provided; hence, the vessels containing the bulbs may be set anywhere—on tables or columns, or in halls or corridors, without the slightest danger of damage from water.

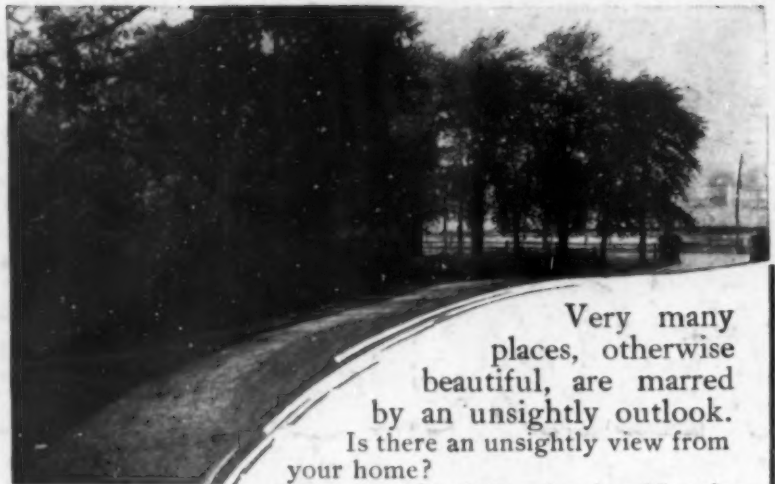


Lily-of-the-Valley Growing in Fiber

OUR SPECIAL OFFERS. ORDER NOW
SPECIAL OFFERS—12 Lily-of-the-Valley and 1 Art Jardiniere; or 8 Roman or Dutch Hyacinths and 1 Art Jardiniere; or 6 Tulips, red, white or yellow, and 1 Art Jardiniere; or 12 Crocus, blue, yellow or white, and 1 Art Jardiniere; or 1 Paper White Narcissus and 1 Art Jardiniere; or 4 Narcissus, Golden Spur, yellow; and 1 Art Jardiniere; or 8 Chinese Sacred Narcissus and 1 Art Jardiniere, with sufficient fiber and charcoal to grow any of the above collection for \$1.00, 3 for \$2.75.

Full cultural directions with each order; also our 64-page Autumn Garden Guide, free.

ARTHUR T. BODDINGTON, Seedsman
 Dept. H, 348 W. 14th St., New York City



Very many places, otherwise beautiful, are marred by an unsightly outlook. Is there an unsightly view from your home?

Why not hide it by planting Moon's trees and shrubbery?

This illustration shows what may be done to cover up such defects. Here a swamp has been entirely screened. We furnished the shrubbery eighteen months ago, that now so effectually hides the ugly spot. This screen not only beautified the property, but added to its value.

"Now is the time to plant trees and shrubbery"

Let us help you with a screen planting that will hide the unsightly views from your house.

Our nurseries—400 acres in extent—have 2,500 different varieties of trees and shrubbery. Behind each is the experience of 28 years and a high reputation for quality nursery products.

Send for our book on "Hardy Trees and Plants for Every Place and Purpose," free.

WILLIAM H. MOON COMPANY, Makefield Place, Morrisville, Pa.
 Philadelphia Office, 21 So. 12th Street

Everything for the Small Green House



A splendid opportunity is offered the readers of House & Garden to secure expert advice in the selection of green-house plants free of charge.

We have thousands of fine indoor plants including the best of the following:

Begonias	Dracaena	Ferns	Fruit Trees
Caladiums	Euphorbia	Gloxinias	Vines & Climbers
Camellias	Gardenias	Poinsettia	Evergreen Shrubs

Flowering Shrubs and Roots for forcing.

Special November Offer — Fine Collection of Selected Orchids, \$10.00

We extend you an invitation to visit our nursery and will be glad to send our catalogues on request.

JULIUS ROEHRS CO.

Exotic Nurseries

RUTHERFORD, N. J.

BOBBINK & ATKINS

We Plan and Plant Grounds and Gardens Everywhere with Our World's Choicest Nursery Products

Intending purchasers should visit our Nursery and inspect the material we grow. We have experienced men to advise you, and the completeness of our assortment will insure you of securing the proper material for every location. Having 250 acres of the most fertile ground under cultivation places us in a position to fill orders of any magnitude.

EVERGREENS and CONIFERS. We have many acres planted with beautiful Evergreens of all the hardiest and choicest kinds. Our Evergreens are well cultivated and can be dug with a ball of roots and earth.

BOXWOOD. Everybody loves the aroma of old-fashioned Boxwood. We have thousands of specimens. It is worth while to travel any distance to see our collection, consisting of all shapes and sizes.

RHODODENDRONS. Catawbiense, English Hardy Hybrid and Maximum. Our collection consists of thousands of choice specimens and ordinary sizes in the most desirable varieties.

HARDY OLD FASHIONED FLOWERS. We have thousands of rare, new and old-fashioned kinds. Our Old-Fashioned Flower gardens are especially interesting at this time. Special prices on quantities.

TULIPS, HYACINTHS and LILIES. We import large quantities from Holland, Japan and Europe. Our special Autumn Bulb Catalog will be mailed upon request.

DECIDUOUS TREES and SHRUBS. Many acres of our nursery are planted with several hundred thousand Trees and Shrubs. It is worth while to visit our nursery to inspect them.

FRUIT TREES. Dwarf, Ordinary and Trained kinds. We carry a large quantity of Fruit Trees in such kinds and varieties that grow in every part of the country.

POT-GROWN STRAWBERRIES, HARDY TRAILING and CLIMBING VINES. Ask for special lists.

HEDGE PLANTS. We have a large quantity of California Privet, Berberis and other Shrubs for Hedges.

BAY TREES, DECORATIVE PLANTS FOR CONSERVATORIES. Interior and Exterior decorations are grown in our 150,000 ft. of Greenhouses.

AWN GRASS SEED. B & A Rutherford Park Mixture remains unequalled. **TUBS.** We manufacture them in all shapes and sizes. Ask for price list.

OUR ILLUSTRATED GENERAL CATALOG No. 18 describes the above. It will also be found comprehensive and especially interesting, instructive and helpful to intending purchasers.

THE GENERAL SUPERVISION OF PUBLIC GROUNDS AND PRIVATE ESTATES A SPECIALTY

Visitors to our Nurseries are always welcome. We are only a few minutes from New York City.

NURSERYMEN, FLORISTS and PLANTERS, RUTHERFORD, N. J.




PATENTS

Prize Offers from Leading Manufacturers

Book on Patents. "Hints to inventors." "Inventions needed." "Why some inventors fail." Send rough sketch or model for search of Patent Office records. Our Mr. Greeley was formerly Acting Commissioner of Patents, and as such had full charge of the U. S. Patent Office.

GREELEY & McINTIRE

PATENT ATTORNEYS
WASHINGTON, D. C.



COUNTRY HOMES

may enjoy city comforts and conveniences at less cost than kerosene, electricity or acetylene, with none of their dangers, by using

Economy Gas Machine

Produces gas for light and kitchen fuel. May be lighted the same as electric light, without batteries or wires. Call or write for list of satisfied customers.

Economy Gas Machine Co.,
437 Main Street Rochester, N. Y.

HOGGSON BROTHERS 7 E. 44th Street
New York
DESIGNERS AND BUILDERS

UNDER A SINGLE CONTRACT WITH THE OWNER,
LIMITING COST AND PROFIT

YOUR BUSINESS REPRESENTATIVE

must bear the cold, critical scrutiny of a busy man. If a Peerless Patent Book Form Card has been sent in as your representative, you have submitted to his attention a card that will command his admiration, compel his acknowledgement that a man of quality waits for an audience, and create an impression that the man who sent in that card is worth seeing and his business worth hearing.

Peerless Patent Book Form Card

stands out as the one great card improvement of the century. The marvel of it is that when the cards are detached all edges are absolutely smooth. Your cards are always together, always clean, unmarred, perfectly flat, and elegant. You cannot appreciate their uniqueness without actually seeing them. Send for a sample book today and detach them one by one.



The John B. Wiggins Company
Engravers, Die Embossers, Plate Printers
44-46 East Adams Street, Chicago
New York Office: 350 Broadway

Proud of the heating

The keenest, lasting pride and satisfaction come to every householder to know that this winter and many succeeding winters his loved ones are to enjoy the delightful experience of a home softly, purely warmed and ventilated by



AMERICAN & IDEAL RADIATORS & BOILERS

Annually, thousands of farm and city homes are advanced 100% in comfort and health protection by these outfits! None mention them except in praise.

The world-wide, rapidly increasing use of IDEAL Boilers and AMERICAN Radiators proves that they are the most economical in fuel consumption of all heaters yet made and the simplest to care for. They are an investment—not an expense—as the savings they bring about soon repay their cost.

If you want to make your home a haven of warmth, don't wait until you build, but comfort your present house with an outfit of IDEAL Boilers and AMERICAN Radiators. Put in now without disturbing your old heaters until ready to start fire in the new.

Ask for book (free) "Ideal Heating" which tells all the advantages of the world-famous IDEAL Boilers and AMERICAN Radiators. Showrooms in all large cities.

Write Dept. 10 **AMERICAN RADIATOR COMPANY** CHICAGO



A No. 2118 IDEAL Boiler and 270 ft. of 38-in. AMERICAN Radiators, costing owner \$136, were used to Hot Water heat this cottage.



A No. A-241 IDEAL Boiler and 461 ft. of 38-in. AMERICAN Radiators, costing owner \$216, were used to Hot-Water heat this cottage.

At these prices the goods can be bought of any reputable, competent fitter. This did not include cost of labor, pipe, valves, freight, etc., which installation is extra and varies according to climatic and other conditions.

DOMES OF SILENCE
The Invisible Caster Without Wheels

Make any furniture glide smoothly, silently and without effort. Nickel steel domes—unbreakable—can't be nicked or scratched. Noiseless, invisible. Won't rip or tear carpets, slip easily over rugs. Can't mar or mark hardwood, marble or tiled floors. 5 Sizes—All 15c. a Set of 4. With Felt Centre—25c. for 4. If not at dealer's order direct, mentioning dealer's name. **DOMES OF SILENCE Ltd.** Henry W. Peabody & Co. American Agents, 17 State St., New York
Caution: To prevent imposition ask for "Domes of Silence." Dealers: Write for sample and trade prices.

OPEN FIREPLACE FIXTURES

Andirons, Fenders, Firetools, Fire Screens and Smokeless Gas Logs

We display a large selection of Period Andirons; also an assortment of reproductions in Old Colonial Andirons, Hob Grates and English Settee Fenders in Brass, Bronze and Wrought Iron.

Frank H. Graf Mfg. Co. Factory and Show Room
323 Seventh Ave., Cor. 28th St., New York



Country for Sale

The Real Estate Department of House & Garden will be glad to advise its readers in regard
This service is given without charge. Address Real Estate



**Farms,
Acreage,
Residences,
Cottages,
Shore &
Inland
Estates,
For Sale**

**Furnished and
Unfurnished
Houses,
Residences
and Estates,
Season or
Year
To Rent**

This Place for Sale at **Greenwich, Conn.**

With about 20 fine acres beautiful lawns etc., etc. Nearly 2 miles from station. Large, fine house of Colonial design—16 Rooms—8 Bedrooms, 3 baths, all of the most modern appointments throughout. Large Stable with apartments for coachman.

The owner is offering this Property for sale through us at a very reasonable figure. For photographs, etc., apply to

Laurence Timmons

Opposite R. R. Station

Tel. 456

Greenwich, Conn.

REAL COUNTRY LIVING

26 minutes from the Heart of New York by the Penn. Tubes. At beautiful **Great Neck**, commanding extensive views of Long Island Sound and Surrounding Country. Highly restricted residence colony: PLOTS, HOUSES, or we will **BUILD FOR YOU** from your own plans. Liberal terms arranged. Information cheerfully furnished. Unusually profitable investment.

SHIELDS CO., One Wall Street, New York

Princeton

This substantial town, with its beautiful avenues and handsome residences, is a splendid place for ideal living. Convenient to both New York and Philadelphia—fast trains.

Rentals \$300 to \$6000 yearly. Completely furnished homes also for rent.

Choice properties—town and country furnished or unfurnished, for sale or rent, in other desirable localities.

WALTER B. HOWE, Princeton, N. J.
New York Office, 56 Cedar Street

Chance of a Lifetime

For Investors or Homeseekers in the rich, fertile valley of the beautiful White River in southwest Missouri, where we can sell you properties like this: 400 acres of deep, rich soil, all in a solid body, good house, barn, well, orchard, etc., forty acres cultivated—balance covered with fine oak saw timber, all tillable—two miles from county seat—on public road—title perfect—all for only \$10.50 an acre. Write us—come and see us and we know you will buy from us.

J. W. HUGHES REALTY COMPANY, Forsyth, Mo.

OLD COLONIAL HOMESTEAD SOUTHPORT, CONN.

Only 150 feet from Harbor on **LONG ISLAND SOUND.**

House of 12 large rooms, all modern improvements.

About 1½ acres of lawn with shade and fruit trees, shrubs and rose bushes.

Large Conservatory with hot water heater.

For Sale at a very attractive price, or would exchange for farm or smaller place suburban to New York.

J. S. PECKHAM

41 PARK ROW

NEW YORK

ADVICE

REAL ESTATE

ASSISTANCE

Information will be gladly given to readers who are looking for desirable country or suburban homes, farms or acreage in any part of the country.

Owners, brokers and development companies can bring their property to the attention of thousands of home-loving people through this department.

Let us quote you our special rates.

MANAGER REAL ESTATE DEPT., HOUSE & GARDEN

449 FOURTH AVENUE

NEW YORK

In writing to advertisers please mention HOUSE AND GARDEN.

Property and Rent

to the purchase, sale or rental of country and suburban real estate in all parts of the country.
Department, House & Garden, 449 Fourth Avenue, New York City.



GUILSBOROUGH HALL, NORTHAMPTON, ENGLAND For Sale or To Let

This beautiful gentleman's estate. Old-fashioned, stone-built mansion. Every modern luxury and convenience. Nine reception rooms, two conservatories, music room, twenty bedrooms, seven bathrooms, three private suites. Open fire-places in all rooms. Splendid hunting and fishing. Forty acres. Reasonable rent for hunting season. Please address, Mrs. H. S., GUILSBOROUGH HALL, Northampton, England.



"Edgemont Estate" At Scarsdale Station

The ideal realization of out-of-town living. A delightful home community, for all-year residence. Protected social environment, the charm of the country, all city improvements. Immediately at station, only 19 miles, on Harlem Elec. Div. N. Y. Cent. R. R.

Scarsdale Company, Owners
J. Warren Thayer, Pres.

Scarsdale, N. Y. 503 5th Ave., N. Y.
Westchester Co. Corner 42d Street

LOOK UP

JOHN LAIRD, AIKEN, S. C.

If you want a FURNISHED COTTAGE for the WINTER,
OR if you would like to buy, at a real bargain,

A SOUTHERN WINTER HOME, FURNISHED or UNFURNISHED.

INSURE YOUR PROPERTY WITH HIM,

For Sale In Charming Kinderhook

20 Acre Fruit land. 10 room house. Barn, good elevation view, near village. Hourly train service, good water, immediate possession. Price \$3,500.

Send for Booklet
RURAL LIFE CO.
Kinderhook, N. Y.

A BUILDING SITE WITH 15 MILES OF RIVER VIEW.

An hour from downtown New York, only a few minutes' walk from an express station and amid scenic surroundings that are rarely equaled, are a few building sites sweeping miles of the Hudson, and where neighbors of the best class would welcome you. There is one plot for \$700; another for \$1,000. Send for a folder of the Tappan Zee.

Howard Goldsmith,
Nyack-on-the-Hudson, N. Y.

COUNTRY HOME

Half Acre of Shaded Land.

ONLY \$5,500. TERMS.

EASY COMMUTATION; 55 MIN.
FROM BROADWAY, N. Y. C., ON
ROAD OF ANTHRACITE, IN THE
MOUNTAINS. ON THE LAKES.
A CONCRETE ALL-THE-YEAR-
ROUND HOME. READY TO LIVE
IN NOW.

House has living room, dining room, li-
brary, butler's pantry, and kitchen on first
floor; four bedrooms and bathroom on sec-
ond floor; two chambers on third floor.
Parquet floors, running water, electric
light, steam heat, stone cellar.

Write or Phone for Pictures and Plans.

CURTIS SMITH

170 Broadway : : N. Y. City

Telephone, 1521-Cort.



FOR SALE.—At Monticello, Sullivan County, New York: 112 miles from New York; 1600 feet above sea level. Region noted for health. New house, occupied only one summer. Steam heat, living room, dining-room, five chambers and sun parlor. Beautiful mountain and lake view. First house outside village limits. Address.

JAMES G. RIGGS. Orange, New Jersey

A Splendid Opportunity

For an

INSTITUTION, SCHOOL or HOTEL

To secure a large, well built house containing about twenty large rooms, three bathrooms, with other modern improvements. The situation is ideal, on the crest of a hill overlooking beautiful estates and Long Island Sound. The grounds contain about eight acres, several of which are fine level land almost forming a natural athletic field or campus, and extend to a good sized pond for canoeing or skating. This property is located about forty minutes ride from New York City by N. Y. N. H. & H. R. R. and is on the main automobile road.

Belonging to an estate that must be settled, the property can be bought at right figures on liberal terms. We recommend it as a purchase.

CONSULT

Franklin Edson,

Raymond B. Thompson Co.

Tel. 729 Greenwich, Conn., Smith Bldg.

BUNGALOW SITE

THE FINEST OF A THOUSAND AMONG
THE HILLS OF WORCESTER CO., MASS.

70 acres, unique location, unequalled for commanding views, lake frontage with good fishing, boating and shooting. Buildings burned. Ample supply of excellent water, \$2,500 shade and fruit trees. Price, \$2,500

W. B. BLAKEMORE, 141 Milk St., Boston
Farms, country and shore estates in N. E. Send for list stating what is wanted.



FOR RENT—BEAUTIFUL MODERN COUNTRY HOME

Twelve rooms, three baths, all improvements; garage for two cars. One and one-half acres, fine oak trees, lawn and shrubbery. Only three-quarters of a mile from station. Owner going abroad and will accept \$1,800 rental. Address S. H. de Forest, Oakdene, West Islip, L. I.

In writing to advertisers please mention HOUSE AND GARDEN.



KENNEL DEPARTMENT

The purpose of this department is to give advice to those interested in dogs. All inquiries will receive careful attention. Address "Kennel Department" and enclose a self-addressed envelope.

Distemper can be prevented and cured

BY A SINGLE DOSE OF

Germania Dog Distemper Serum

Not a patent medicine, but a new and tried bacteriologic discovery. Endorsed by the most prominent veterinarians and breeders here and abroad. No fever or after effects. Sold on results and absolutely guaranteed. Your money back if it fails.

Full particulars for the address of your veterinarian.

THE PROTECTIVE SERUM COMPANY, BAYONNE, N. J.

Sole Representatives for the Deutsche Schutz-und Heilserum Gesellschaft m. b. H. Berlin.
(Contractors to the German Army; to the Imperial Stud Farms; the Royal Remount Depots, etc.)


AIREDALE FARM KENNELS, SPRINGVALLEY, N. Y.

Thirty miles from New York City. Erie R. R. Visitors say this is the finest farm home for Airedale Terriers in America. It certainly is the cleanest and probably the largest.

CHRISTMAS IS COMING

and that boy of yours wants an Airedale for a chum. We have registered stock of all ages. Just tell us your wants and we will try and interest Santa Claus.

Sincerely, **Howard Keeler**
The man who owns an Airedale has at least one Loyal Friend.



MALTA PURA Pure TERRIERS

see the purest blood in the world. Only a few dollars more gives you a thoroughbred. Prolific breeders. Champions of Champions money for sale - \$1500

MALTA PURA
61 1/2 East 125th Street, New York. Tel. 6419 Harbor

If You Have a Dog

You Should Read

FIELD AND FANCY

the only weekly in America devoted exclusively to the dog. Sample and Special Trial subscription Offer on application.

FIELD AND FANCY, 14 Church St., New York City



Walescott Kennels

Scottish Terriers

Have at present the best collection to be found in any kennel in the world.

Puppies from \$35 for females to \$250 for Males

BERNARDSVILLE, N. J.

Welsh Terriers

Airedales in color, Fox Terrier in size. Large enough for watch dog, small enough for the house. Game little companions.

Puppies from \$25 for females to \$75 for Males



AIREDALES

Sons and Grandsons of Champion Bolton-Woods-Briar.

(The only dog, living or dead, who has sired four champions in two litters.)

These dogs are worth buying at a fair price.

John McGough, 56 Prospect St., Flatbush, N. Y.



TOY WHITE FRENCH POODLES, young and grown stock. Pedigreed. Prices reasonable. Also Toy Spitz Pomeranian pups. Write your wants.

MRS. G. C. ROHDE,

Ann Arbor, Mich.



Pointers and Setters for Sale

None better bred or more thoroughly trained on Quail, Pheasants and other game

Our dogs are bred second to none and trained in the best Quail section of the United States. We have both dogs and bitches. Why not enjoy the fall shooting over a dog that is thoroughly trained and one that knows his business in the field? Prices from \$50.00 up to \$200.00. Please state your wants.

The C. S. FREEL KENNELS, Drawer H, Loogootee, Ind.

The Dog's Ration

PROBABLY nine out of ten people who purchase a dog know little or nothing about his proper feeding. One thing that complicates matters is that the dog's food supply must be governed both in character and in quantity by the particular breed chosen. It is impossible, of course, to go so deeply here into the matter as to name the proper ration for each of the more common breeds. It might be helpful, however, to mention a few of the fundamental principles in all cases.

One good meal a day, served preferably in the evening, is sufficient for an adult dog if a dry dog-biscuit is given for breakfast, with perhaps a large bone to gnaw. Have a supply of clean, cold water within the dog's reach in all weathers—a requirement that is far too often neglected. Some authorities advocate an occasional drink of milk, colored with tea. Goat's milk, it may be interesting to know, is particularly suitable for the dog; some of the English breeders maintain goats about the kennels in order to have a supply.

It is an exploded theory that a meat diet brings on eczema and other skin troubles; in fact, the contrary is the case. The dog is by nature a carnivorous animal, and wholesome flesh, either cooked or raw, should form the main part of his diet. A little liver given occasionally is an aperient food which most dogs relish. When it can be afforded—and when a household has but one or two pets the expense is of little consequence—butchers' meat is without question the proper food. Oatmeal, porridge, rice, barley, linseed meal and bone meal should be only occasional additions to the usual meat diet, and these are not necessary when dog-biscuits are regularly supplied. There is no harm in giving well boiled green vegetables, such as cabbage, turnip-tops, etc., mixed with meat; potatoes are of doubtful value.

There are many advertised dog foods, some of which are excellent, but as a general rule, it will be found more convenient in the average household to stick by the old-fashioned and wholesome diet suggested above.


Sickly dogs require invalids' treatment, of course, but if you start with a dog having a sound constitution there is no reason why he should not thrive with proper kennel accommodations, a moderate amount of food and plenty of exercise.

M. H. M.

A Suggestion for the Invalid Puppy

If your puppy is clearly out of sort, or listless, try a worm expeller on general principles. Worms are the ban of puppyhood. You can obtain these vermifuges at any dog supply store. When giving medicine in liquid form, such as castor oil, pour the liquid into the mouth through the space behind the teeth, grip his muzzle for a moment to check his breathing when the medicine will be gulped down. It is easier to administer in capsule form, secreting the capsule in a dainty tid-bit.

PET STOCK



RABBITS AND PET STOCK

Unrivalled Flemish Giant, Angora, Tan and Polish Rabbits—Peruvian and Smooth Cavies for fancy or pets.

Some Good Youngsters now for sale, \$1.00 up

ELM COVE RABBITRY, Great Neck, L. I.

Grand Blue Eyed, White Kittens of Long Haired

Both Sexes

Sire and dams Imported Blue Eyed Whites with grand pedigrees. These kittens are eligible for registration in any Stud Book and are thoroughly house-broken. There are some Prize Winners among these kittens I am offering for sale that are sure to make a record when shown, for their type is everything to be desired and they are Specimens of Exceptional Quality. For particulars address

MISS AVA L. POLLARD

Telephone 3321 Elizabeth 246 West Jersey Street, Elizabeth, N. J.

Cats and Kittens For Sale

Three young Silver Queens—Prize Winners—Excellent type—Finest Pedigrees—Splendid breeders. Also Superb Coated Neuter—Same breeding—Smoke and Silver Kittens—Sire Phantom—Reasonable prices.

Elmwood Farm, Pomfret, Conn.

Send your name and address to-day for a FREE SAMPLE COPY OF DOGDOM

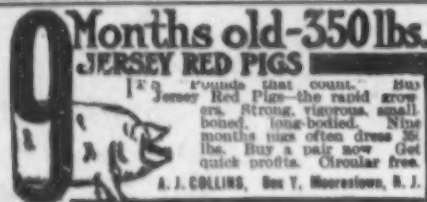
the oldest, largest and only high-class EXCLUSIVE DOG MAGAZINE

published. Fully illustrated. Printed on enamel paper. Beautiful original cover designs. Over fifty pages of dog advertisements each issue.

Price \$1.00 a year which includes three premium pictures 12 x 16 inches, nice enough to frame and suitable for den or study—Address

DOGDOM PUBLISHING CO.

Battle Creek Michigan



Poultry Queries

WE are contemplating making some changes in our poultry house and yard. Have decided not to raise any more chickens—buying pullets each year for egg supply only. Have had always Plymouth Rocks (barred), but they are such inveterate setters that we would like to try some other breed.

Please answer the questions given below, for which accept our thanks in advance:

- (1) What size house for 30 or 40 hens? (at present 8 x 17 ft.).
- (2) What size yard (two yards to be used alternately)?
- (3) What breed for best layers?
- (4) Is it better to feed grain in summer in troughs or scattered on ground? (Latter method feeds sparrows and all the doves in the neighborhood.)
- (5) Is a drinking-fountain better than a two-quart pail?
- (6) How many nests required for 30-40 hens?
- (7) Should ground oyster-shells, charcoal, grit and salt be kept before hens all the time?
- (8) What actually is grit?

(1) A house 8 x 17 feet should give ample roosting and nesting room for a flock of thirty or forty hens. One used by the writer is 7 feet wide, 15 feet long and 10 feet high from peak to floor, and is satisfactory during spring, summer and fall. In winter, however, a scratching shed of equal area is desirable. It need not be higher than three feet. It should adjoin the hennery, and a section of its roof should be movable to allow a change of litter. The sunlight should be freely admitted to this through glass.

(2) For the active-laying breeds, three runs, about 10 x 40 feet, to be used alternately by the flock of forty hens, are advisable. Where two are used the dimensions should be greater—say 10 x 60.

(3) The Leghorn, Minorca, Black Spanish, Hamburgs and other light-built, agile fowls are the recognized layers where one works for eggs only.

Of the general-purpose breeds, the White Wyandottes are very satisfactory if stock is selected from a good-laying strain. If one does not care to do his own hatching, he may have eggs from his own prolific layers hatched for him.

(Continued on page 27.)

LEGHORNS

150 acres devoted to Standard Bred S. C. W Leghorns for Winter Egg Production.

We are sold out of females; only 500 cockerels left for sale. Booking orders for Eggs for hatching in January.

WILSON FARM, Morristown, N. J.

Money in Squabs
 Learn this immensely rich business we teach you; easy work at home; everybody succeeds. Start with our Jumbo Homer Pigeons and your success is assured. Send for large illustrated Book. Providence Squab Company, Providence, Rhode Island.



POULTRY DEPARTMENT

The purpose of this department is to give advice to those interested in poultry. All inquiries will receive careful attention. When an immediate reply is desired enclose a self-addressed, stamped envelope.

THE DE GRAFF THE

FINEST POULTRY LEADING

CATALOGUE FARM. R.I. RED

EVER PUBLISHED. AMSTERDAM NY. SPECIALIST

OF AMERICA.

STOCK & EGGS FOR SALE

S. C. & R. C. RHODE ISLAND REDS

PLEASE SEND FOR MY CATALOGUE



"World's Best White Wyandottes"

Has been our motto for years. We have bred fancy poultry all our lifetime, but years ago the superiority of the White Wyandotte caused us to devote ourselves exclusively to this magnificent breed.

We ship stock and eggs all over the world.

SEND 10c. for our new catalog, 50 pages of poultry lore, beautifully illustrated, that will appeal to every lover of poultry.

J. C. FISHEL & SON, Box G, HOPE, IND.

DON'T BUILD

that new hen house or fix up the old one until you get our large new 100 pp. catalog (over 100 illustrations) telling all about the Potter Poultry House Fixures, Perfection Feed Hoppers, Simplex Trap Nests, feeds and supplies of all kinds. Potter Fixtures have been on the market over 8 years and are used by thousands of poultry keepers. They are complete, convenient and sanitary; made in 3 styles and 12 sizes to fit any hen house. We now make the complete line of PORTABLE (K. D.) HOUSES, BROOD COOPS, PIGEON LOFTS, etc., formerly made by the Morgan Sanitary House Co., of Lemont, Ill. These are made in 20 different styles and sizes, and if you want a complete, up-to-date and cheap house or coop of any kind you should not fail to send for large illustrated catalog telling all about these goods.

DON'T KILL or sell your laying hens: use the POTTER SYSTEM and pick out the layers from the loafers and keep only healthy laying hens. The Potter System is the greatest discovery of the century in the poultry world and is used by over 25,000 poultry keepers. You can save dollars every year by using our system, because you keep only layers. Our new 100 pp. book entitled "Don't Kill the Laying Hen" is a revelation to poultry raisers on the subject of laying and non-laying hens and egg production.

Potter Poultry Products are for Particular Poultry People, and if you are particular and want to make more money on your flock you will write today. Send two red stamps to cover postage on our large 100 page catalog and circulars.

T. F. POTTER & CO., Box 77, Downers Grove, Illinois



LEGHORNS

150 acres devoted to Standard Bred S. C. W Leghorns for Winter Egg Production.

We are sold out of females; only 500 cockerels left for sale. Booking orders for Eggs for hatching in January.

WILSON FARM, Morristown, N. J.

G. D. TILLEY

Naturalist

Rare Land and Water Birds

Swans, Geese, Ducks, Peafowl, Cranes, Pheasants, etc. I am the oldest established and largest exclusive dealer in ornamental birds in America.

G. D. TILLEY, Naturalist DARIEN, CONNECTICUT

BUFF ORPINGTONS



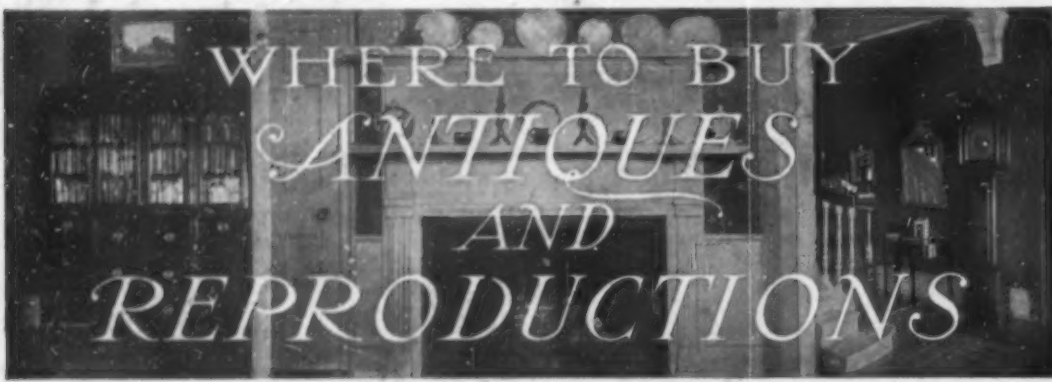
Breeding Stock for Sale—Bargains.

The best utility bird and nothing fancier—a feature to consider in the landscape garden effect. As a table fowl there are none better.

JOE-PYE

South Norwalk, Conn., R. F. D. 37
 116 East 28th Street, New York

This shows a 7 months' pullet



ANTIQUAE FURNITURE


Rare China, Pewter,
Old Lamps, Andirons, Etc
NO REPRODUCTIONS
HENRY V. WEIL
698 Lexington Avenue
Cor. 57th Street New York

Sun Dial Shop

Antiques
Interior Decoration



MRS. HERBERT NELSON CURTIS
22 East 34th Street NEW YORK CITY
TELEPHONE 2970 MADISON



**ANTIQUES
AND
HAND BRAIDED RUGS**

Send 4c. in stamps for catalog and lists
RALPH WARREN BURNHAM
IPSWICH IN MASSACHUSETTS

Have you an odd piece of furniture, silver, china, or bric-a-brac you would like to dispose of?
Advertise in this department and bring it to the attention of thousands of our readers.
We are glad to advise buyers of antiques as to reliable dealers on request
Address Manager Antique Dept., House & Garden, 449 Fourth Ave., New York

THE HOUSE BEAUTIFUL

COMPLIMENTARY PORTFOLIO OF COLOR PLATES
NOTABLE EXAMPLES OF

INEXPENSIVE DECORATION AND FURNISHING

"THE HOUSE BEAUTIFUL" is an illustrated monthly magazine, which gives you the world's best authority on every feature of making the home beautiful.
It is invaluable for either mansion or cottage. It shows you wherein taste goes farther than money. Its teachings have saved costly furnishings from being vulgar; and on the other hand, thousands of inexpensive houses are exquisite examples of superb taste from its advice. It presents its information interestingly and in a very plain, practical way. Everything is illustrated.

"THE HOUSE BEAUTIFUL" is a magazine which no woman interested in the beauty of her home can afford to be without. It is full of suggestions for house building, house decorating and furnishing, and is equally valuable for people of large or small income.
ELLEN M. HENROTIN,
Ex. Pres. Nat. Federation of Women's Clubs.

Its readers all say it is a work remarkably worthy, thorough and useful. The magazine costs \$3.00 a year.

But to have you test its value, for \$1.00 we will send you the current number and "THE HOUSE BEAUTIFUL" Portfolio gratis, on receipt of the Five Months' Trial Subscription coupon. The Portfolio is a collection of color plates and others of rooms in which good taste rather than lavish outlay has produced charming effects. The Portfolio alone is a prize which money cannot ordinarily purchase. Enclose \$1.00 with the coupon filled out and send to
HERBERT S. STONE, Publisher of THE HOUSE BEAUTIFUL



A "House Beautiful" illustration greatly reduced

THE HOUSE BEAUTIFUL, 244 Michigan Ave., Chicago
You may send me your Portfolio of Notable Examples of Inexpensive Home Decoration and Furnishing, and a copy of the current issue of "THE HOUSE BEAUTIFUL." I enclose herewith \$1.00 for a special rate five-month trial subscription to the "THE HOUSE BEAUTIFUL."

NAME _____
ADDRESS _____
TOWN OR CITY _____ STATE _____

Cocks, in the proportion of one to ten hens, should be associated with the flock for six weeks prior to selection of eggs for hatching.

(4) Grain scattered among clean grass or clover keeps the fowls busy for a long time. Where ground is soggy and trampled, however, grain should be fed from troughs.

(5) Any device which will prevent the fowls from getting into a two-quart pail will render it as satisfactory as a fountain.

(6) I would supply a laying flock of forty hens with about twenty nests.

(7) Ground oyster-shell and other grit should be kept always before the fowls. Salt may be supplied with mashes, and charcoal may be given frequently, either in the feed or in the grit-box. Where fowls are healthy, the constant supply of the latter material is not essential.

(8) Grit is any hard substance made available by being pounded or ground into small particles. It must be hard enough to maintain a cutting edge in the gizzard of the fowl. As it is constantly wearing smooth by the natural and continuous grinding motion therein, fresh supplies are vital to the well-being of the bird. Ranging fowls swallow gravel stones, bits of crackery, shell and particles of coal. It is safe to supply these substances proportionately. M. ROBERTS CONOVER



Death in Cabbage Leaves,

NOW that the season of storing in cellars has come, men of science are again sounding the warning note against the cabbage. Don't allow them to rot and remain in the cellar, polluting the air and furnishing a soil for the propagation of diphtheria bacilli. The physician who, on being called to treat two diphtheria patients in the same family, demanded permission to visit the cellar, was asked what he expected to find there, and answered, "Cabbages, madam; cabbages every time," shocked an entire community into an inspection of the cellars, which resulted in arresting the spread of the dread disease.

The family doctor who knows will admit that there is nothing so fertile in the production of diphtheria germs as cabbage leaves if allowed to decay, unless it be an open well infested by slugs and fish worms. This, however, common sense will teach us to fear; but many have no precedent with which to establish a righteous dread of the deadly cabbage leaf. Decaying vegetables of all kinds are germ producers and should be carefully removed as fast as they appear; but the cabbage leaves especially are precursors of disease when allowed to remain and decay.

MAUDE E. S. HYMERS

Distinctive Homes of Moderate Cost

EDITED BY HENRY H. SAYLOR

A Book for House-Builders and Home-Makers

Q We publish this book in response to an ever-increasing demand for a volume of pictures, plans and descriptions of the most charming homes in this country—not the great estates and show places, but the sort of places that most of us can look forward to building, ranging in cost from \$3,000 to \$20,000.

Q The illustrations, of which there are more than three hundred, both of the exteriors of houses and their garden settings, and of the principal rooms inside, are all from photographs of houses already built, reproduced in superb half-tone engravings, with line drawings of the floor plans.

Q The carefully selected contents includes country homes, seashore cottages, alluring bungalows, inexpensively remodeled farmhouses, etc. All the desirable architectural styles are represented: Colonial, English Half-timber, Stucco, Cement, Dutch Colonial (the gambrel roof type), Swiss Chalet, etc. Chapters written by authorities cover all sides of the fascinating problem of house-building, interior decoration and furnishing. The relations between the home-builder and his architect, the matter of plans, specifications, contracts, the puzzling problem of extras and how to avoid them—all these subjects are clarified in a most comprehensive and interesting way. Throughout the text are many pages of pictures illustrating constructive, decorative and furnishing details—entrance doorways, bay windows, outside shutters, chimneys, stairways, dormer windows, built-in china-cupboards, consistently furnished interiors, porches—all grouped so that the reader may, at a glance, compare all the best types.



Important Subjects Covered

Q The chapter headings indicate the general scope of the text matter in Part I of the book, which is followed in the same volume by the finest collection of moderate-sized homes in good taste that has ever been brought together.

Chapter I. The Home-builder and the Architect.
II. Building Materials: Their Respective Merits, Defects and Costs.
III. Constructive Details: the Roof, the Cellar, Windows.

Chapter IV. The Porch, the Terrace, Enclosed Porches and Sleeping Porches.
V. The Fireplace.
VI. Heating Systems and Water Supply.
VII. Lighting Systems and Lighting Fixtures.
VIII. Built-in Conveniences, Wainscoting and Book-cases.

Chapter IX. Floors and Floor Coverings.
X. Wall Coverings, Portieres and Window Draperies.
XI. Furnishing and Decorating the Bedroom.
XII. Furniture.
XIII. Picture Hanging and Ornaments.
XIV. The Garage.

Q "Distinctive Homes of Moderate Cost" is the most complete and authoritative volume on the subject yet published. It is a sumptuous book, size 10x12 1/2 inches superbly printed on plate paper, tastefully bound. Price \$2.00 net. By mail, postage 25c.

McBRIDE, WINSTON & CO., Publishers

449 Fourth Avenue, New York

The Garden Primer

By Grace Tabor and Gardner Teall

An Indispensable Book for every Garden-Maker



Q The Garden Primer, as its title indicates, is a hand-book of practical gardening information for the beginner, covering every branch of the subject from preparing the soil to the gathering of the fruit and flowers. In it is set forth, without any confusing technicalities, just the information that will enable the amateur to grasp quickly the essentials of garden-making. The authors, in preparing this book, have drawn from their long experience, and in writing it assume on the part of the reader no knowledge of the subject, in order that it may be of the greatest value to the beginner. There has been great need of a book of this kind, yet, so far as we know, no volume has ever been published that treats the subject in this charmingly simple way. While dealing with first principles this volume has an equal interest for the advanced gardener, who will find much of value in the experiences of the authors, and in a fresh presentation of a subject which always abounds in new methods and discoveries.

Q Every branch of gardening is treated in a delightfully practical way—the growing of vegetables and flowers, the use of fertilizers, pruning, cultivating, spraying and the thousand-and-one things that every successful garden-maker needs to know. A profusion of illustrations, many of them of the most practical sort in explaining the various garden operations, make the text especially clear.

Q The matter is supplemented by carefully prepared planting tables, an invaluable guide to the beginner in gardening. The whole contents is carefully indexed, greatly simplifying it for reference; thus information on any subject contained in the book is instantly accessible.

The Whole Subject of Gardening Covered

A glance at the seventeen chapter headings will indicate the field covered.

I. Introductory
II. Sorts of Plants
III. The Soil
IV. Nomenclature
V. Seeds and Sowing
VI. Seedlings and Transplanting
VII. Plants and Cultivation
VIII. Fertilizers
IX. Hotbeds and Coldframes

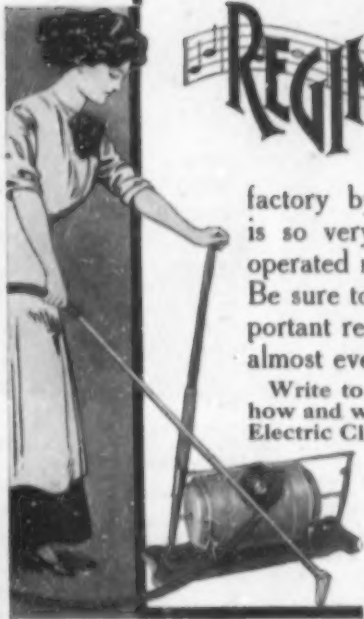
X. Pruning
XI. Garden Pests and Spraying
XII. Garden Tools
XIII. The Flower Garden
XIV. Flower Planting Tables
XV. The Vegetable Garden
XVI. Vegetable Planting Tables
XVII. Calendar of Garden Operations

The Garden Primer is a beautiful 16m volume with many half-tone illustrations. Bound in dark green cloth, tastefully decorated, with an inlaid illustration of an exquisite garden scene done in full color.

Price \$1.00 net. By mail, postage 6c.

McBride, Winston & Co., 449 4th Ave., N. Y.

New Idea in Vacuum Cleaners



REGINA PNEUMATIC CLEANERS

are by far the most perfect, most practical and easiest to operate of all vacuum cleaning machines, and are the greatest labor savers ever invented. These up-to-date cleaners have *double suction pumps* and do the work in half the time and with half the effort used with single-suction machines. Made in the Regina factory by skilled workmen and *fully guaranteed*. Light, neat, compact, powerful. Their cost is so very reasonable that no housekeeper can afford to be without one. Electric and also hand operated models.

Be sure to see the REGINA before investing in a Vacuum Cleaner. There are special and important reasons why you should select this latest and most up-to-date machine. Reginas are on sale almost everywhere and you can have a practical demonstration before purchasing.

Write to us today—while you think of it—for full particulars and let us tell you why you need a REGINA and how and where you can obtain one. Our hand-operated model is shown here. Next month we will show our Electric Cleaner.

REGINA MUSIC BOXES

For twenty-five years, REGINA MUSIC BOXES have been the ideal musical instruments for the home. Their soft, beautiful tone, sweet, melodious harmony and true musical quality make them the most refined and delightful of all music-producing instruments.

There can be no more enjoyable or acceptable gift than a REGINA MUSIC BOX, capable of producing thousands of tunes, and giving years of pleasure, comfort and entertainment to young and old. Write today for the REGINA catalogue, showing many beautiful styles.

Union Sq. West
New York

853 McClurg Bldg.
Chicago

IF YOU WANT HEALTHFUL HEATING



Kelsey Heated, New York City
Charles A. Platt, Architect

You Must Have Good Ventilation

Good Ventilation Means an Abundance of Good Fresh Air Properly Warmed in Every Room

The health and comfort of your family depends *more than you think*, perhaps, on the quality of air they breathe. Physicians and others, interested in sanitary conditions, vigorously condemn heating systems with *radiators* in the rooms because they heat and reheat the same air which *soon becomes foul and positively unfit to breathe*. THINK THIS OVER AND SEND FOR HEALTH HEATING PAMPHLET AND BOOKLETS WHICH EXPLAIN THE BEST METHOD OF FRESH AIR HEATING.

THE KELSEY WARM AIR GENERATOR

Sometimes called THE AIR TUBE HEATER, has been installed by thousands WHO INVESTIGATED in preference to other systems. NOT ONLY because the KELSEY WARMS GREAT VOLUMES OF AIR MODERATELY AND PROPERLY AND FORCES INTO EVERY ROOM—no matter how large the house—but because it is most easily managed and regulated AND COSTS LESS TO INSTALL, AND MUCH LESS FOR FUEL AND REPAIRS THAN ANY OTHER SYSTEM that will give anything like as good results.

KELSEY HEATING CO.

Main Office: 66 East Fayette St. - - SYRACUSE, N. Y.
New York Office: 154C Fifth Avenue

A Handsome Table—A Substantial Desk Combined



No. 267, covered by four patents

SIMPLY pulling open a drawer provides desk space with non-spillable ink-well and pen groove. Nothing on the table need be disturbed. Underneath the desk lid is a large, roomy drawer for stationery and correspondence.

The Cadillac Desk Table is in use in modern homes, up-to-date hotels and Y. M. C. A.'s universally.

The Mechanism is simplicity itself. Easy sliding nickel-plated steel slides prevent the drawer from sticking. It is counter-balanced to prevent danger of tipping. All Cadillac features are thoroughly covered by four patents.

Seventy-five Artistic Designs in every staple wood and popular finish gives you a wide selection. Our styles include reproductions of "Period Furniture," Louis XIV, Elizabethan, Tudor, Flanders, Colonial, Arts and Crafts and Modern designs.

Cadillac "Desk-Table"

WOLVERINE MFG. CO.,

The Brand Look for this design on the under side of the table lid. It protects you from inferior imitations.

Cadillac Desk Tables are sold by leading furniture dealers. If your dealer does not sell it, we will see that you are supplied.

Booklet "K" showing all styles in halftone pictures mailed upon request.

Detroit, Mich.

The largest parlor and library table manufacturers in the world. Our output is more than "a table a minute."

CONTENTS, NOVEMBER, 1910



COVER DESIGN: THE HOME OF MR. JAMES L. BREESE, SOUTH-AMPTON, L. I.

McKim, Mead & White, architects

CONTENTS DESIGN: "THE GARTH," STRAFFORD, PA.
Wilson Eyre, architect

FRONTISPIECE: THE TERRACE ON THE HOUSE OF MR. HORACE W. SELLERS, ARCHITECT, ARDMORE, PA.
Photograph by Jessie Tarbox Beals


A COUNTRY HOUSE BUILT FROM A NORMAN CHAPEL.....	275	MAKING A GARDEN OF THE CITY BACK YARD.....	294
<i>By George H. Chettle</i>		<i>By William Draper Brinckle</i>	
WHAT THE PERIOD STYLES REALLY ARE—II.....	278	DOUBLEPAGE: NOVEMBER.....	296
<i>By Lucy Abbot Throop</i>		<i>Photograph by Herbert E. Angell</i>	
MUSHROOMS IN YOUR OWN CELLAR.....	281	SOFA PILLOWS OF CHARACTER.....	298
<i>By S. L. de Fabry</i>		<i>By Birdaline Bowdoin</i>	
FIRST AID TO WOUNDED TREES.....	283	THE HOME OF DR. R. R. RYAN, SCARSDALE, N. Y.....	300
<i>By J. J. Levison</i>		<i>Eugene J. Lang, architect</i>	
MAKING THE BEST USE OF WINDOW SHADES.....	285	THE HOME OF MR. R. M. ROLOSON, EVANSTON, ILL.....	301
<i>By George Leland Hunter</i>		<i>Tallmadge & Watson, architects</i>	
WHAT MAY BE GROWN IN A SMALL GREENHOUSE.....	287	INSIDE THE HOUSE.....	302
<i>By F. F. Rockwell</i>		GARDEN SUGGESTIONS AND QUERIES.....	304
A BUNGALOW COLONY IN A CITY.....	289	INGENIOUS DEVICES.....	306
<i>By Mabel Army Seares</i>		KENNEL DEPARTMENT.....	268
WINTER CHEER IN BERRIES AND BARK.....	292	POULTRY DEPARTMENT.....	269
<i>By Arthur Herrington</i>		Making Cider Vinegar	Cork Floors
			Book Notes

HENRY H. SAYLOR,
EDITOR

McBRIDE, WINSTON & CO., 449 FOURTH AVE., NEW YORK

Robert M. McBride, President; Robert F. MacClelland, Secretary; Henry H. Saylor, Treasurer.
Published Monthly. 25 cents per Copy, \$3.00 per Year. For Foreign Postage add \$1.00;
Canadian, 50c. Entered as Second-class matter at the Post-office, New York, N. Y.

Copyright, 1910, by
McBride, Winston & Co.



THE TERRACE ON THE HOME OF MR. HORACE W. SELLERS, ARCHITECT, ARDMORE, PA.

House & Garden

VOLUME XVIII

November, 1910

NUMBER 5



Windows and the fireplace were inserted in the upper part of the Chapel in the 14th century, and from this time also dates a part of the splendid oak ceiling. The restoration is by Mr. C. R. Ashbee, architect

A Country House Built from a Norman Chapel

THE RECLAMATION OF A STONE STRUCTURE DATING FROM EARLY IN THE TWELFTH CENTURY—FIVE YEARS AGO ITS ONLY INHABITANTS WERE A SOW AND HER LITTER

BY GEORGE H. CHETTLE

THERE are few districts in England so beautiful as the Cotswolds, or so full of interest for the lover of the beautiful in architecture; and yet, to the majority of Englishmen, they are unknown. A modern poet has called the Evenlode

"A lovely river, all alone,
She lingers in the hills, and holds
A hundred little towns of stone
Forgotten in the western wolds."

And we who love the Cotswold towns for their charm of untouched beauty, whose good fortune it has been to leave the rush of a great city and live "forgotten in the western wolds," treasure the memory of an ideal retreat.


Where the last spur of the hills looks down over the fertile valley of the Avon, from Stratford on the one side to the Welsh Hills on the other, lies the once prosperous town of Chipping

Campden. In the Middle Ages this was the center of the English wool trade; now the inhabitants are indeed of those for whom "time stands still withal," and the splendid tower of the parish church looks down on a sleeping village.

A mile and a half away is a little hamlet grouped around what was, five years ago, a ruin, locally known as "the Norman Chapel." It was built early in the twelfth century, yet of written history of the building there is none. Old documents refer to five chantries founded at different times in the manor of Chipping Campden, yet with none of these can we definitely connect the church of Broad Campden. The earliest portion of the group of buildings, shown in black on the plans, was the Norman church. It consisted of a nave, 40 ft. long, and a chancel, but all trace of the latter has vanished. The semi-circular chancel arch and a fragment of corbelling remain to show that once it did exist, and there is a tradition in the village, told to me by



The south terrace and its 12th century doorway. At the left the wing, excepting the new bay, dates from the 14th or 15th century



Another view of the south terrace. The long line of windows opens from the library

an old mason of over seventy years of age, who worked lustily in the reconstruction of the building, that the traceried windows of the chancel had been transported to some great house and there rebuilt. Was this perhaps in the first days of the Gothic revival?

This old mason typified the vitality of the traditions of good craftsmanship in the Cotswold towns. His fathers for generations before him, his sons at the present time, worked the local stone and used instinctively the Gothic moldings of chimney-caps and string-courses. The influence of the modern "jerry-builder" has passed them by. But this very vitality of tradition created a difficulty for the archeologist. Where the buldings are so simple in design, and the craftsmen so conservative, one cannot be quite certain of dating work correctly from the evidence of the stones alone. Yet the main outlines of the history of the Norman chapel are clear.

In the reign of Richard II, long before the Reformation destroyed some of the finest ecclesiastical work in England, the church was desecrated. At that time the "Black Death" swept away half the population of the country; yet at that time, too, the neighboring town of Chipping Campden was at the height of its prosperity. William Grevel, the richest of the wool-staplers, built his beautiful town house in 1396, built probably the "hall of the merchants of the staple," which still stands in the High Street, and added the most beautiful portions of the parish church.

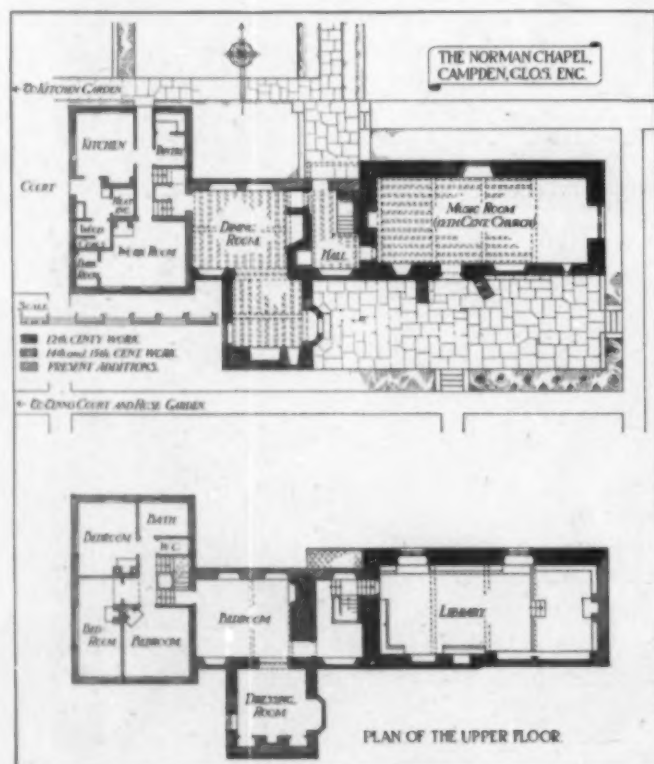
The reason for the desecration of the Norman chapel is lost—we

can only tell the changes that were made in the building. Late in the 14th century a floor was inserted across the nave, cutting through the upper portion of the chancel arch, and through a thirteenth century window, traces of which remain. Windows and a fireplace were inserted in the upper room thus formed, and it was ceiled with a splendid oak ceiling. How the chancel was treated we cannot tell; but at the western end a new wing was added, containing a stone staircase and two chambers, which have become the present dining-room and the bedroom above it. Each of these rooms contains a stone fireplace, the upper one being a

very simple but very beautiful piece of work. The door connecting the lower room with the staircase must have been moved from another portion of the building; the moldings, the lancet-head and the stone-work, revealed when the present reconstruction was made, point to a date some hundred years earlier than the fourteenth century work around it.

In the western wall of this portion of the building we found another curious fragment of stonework—a little two-light window with traceried head, unglazed, apparently from a tower or belfry. This had been built into the outer face of the wall and was completely covered with ivy, and, as the wall was too ruinous to be left standing, the window was transferred to the present dressing-room, to the south.

Five years ago, when the reconstruction of the building was taken in hand by Mr. C. R. Ashbee, it was almost entirely roof-




The key shows what portions of the work are old and what additions Mr. Ashbee has made

less. For years it had been used as a laborers' cottage, then it sank to a stable; finally its only inhabitants were a few antiquated hens and an old sow with her litter! The Norman walls were still sound, in spite of rain and snow, except at the east end. Two bays of the oak ceiling were intact, though the thatched roof above had fallen. The north wall of the dining-room was past repair, and had to be rebuilt from the ground, while the roof over this portion of the building had sunk on one side. The south wing was also badly damaged.

Above the south door of the church the twelfth century wall had sunk and been rebuilt in the fourteenth century; but as it was nearly eight inches out of the perpendicular an iron tie was run through under the library floor and buttresses added on each side of the Norman doorway. The little north or "devil's" door remains sealed up. At the southeast corner the line of the wall was carried up by a long oak window looking out to a low line of wooded hills, and the mid-day sun makes the library comfortably warm and cheerful.

This portion of the building presented a further problem. The medieval builders had carried their floor across the chancel arch. But the lower room, even when a new window had been opened in the south wall, was too dark, and it was decided to open the arch. So the last bay of the music-room ceiling was raised, a wooden cove was made, and bosses of oak at the intersection of the ribs were carved and gilded. On the upper floor this bay forms a small study, raised above the library by four



The ell-shaped dining-room, looking into the 14th century wing. Mr. Ashbee designed the furniture also, which is of English oak

steps. The ceilings in all the old rooms are formed of solid oak beams and joists, left exposed, and all the fittings are of oak—windows, doors, paneling, etc.—left in its natural color. For the most part the architect was fortunate in finding old wood, dark and well seasoned.

The question of light and sun led to the construction of an oak bay in the south portion of the dining-room, leading out upon the terrace. The kitchen, offices, bedrooms and heating chambers are in the new wing, which was kept as simple as possible, so as not to compete in any way with the old building. The roof is covered with stone slates from a local quarry, which take a beautiful color, and are laid in the traditional manner; that is, graduated from eaves to ridge. The present owner has a splendid collection of tapestries and embroideries; and also many of the Kelmscott Press books, printed by William Morris, and the Essex House Press books, printed by Mr. Ashbee. For these the house makes an ideal setting, and some beautiful Cingalese metal-work has also been used.

The house is surrounded by an orchard, which has been left practically untouched, and in spring it is a mass of blossoms. To the west is the kitchen garden, bounded by a high stone wall, and from it, descending in terraces round the south of the orchard, are reached the tennis-court, rose garden, rock garden; and finally, where a stream runs through the property, a little water garden has been formed. Some day it is hoped to construct here a swimming-pool, but the making of a garden takes time, and in the Cotswolds there is no such word as "hustle."



In the main bedroom, situated over the dining-room in the 14th century wing, the old framing of the roof timbers has been carefully preserved



In the period named for Louis XV there is much that is beautiful, but excess in the use of ornament and a bewildering abundance of curved lines finally brought satiety even to the French, and during the latter part of this monarch's reign a reaction began to make itself felt. The flanking panels above show the greater restraint manifested in the period of Louis XVI

What the Period Styles Really Are

II. THE DEVELOPMENT AND CHARACTERISTICS OF FURNITURE AND INTERIOR DECORATION IN FRANCE FROM THE REGENCY THROUGH LOUIS XV, LOUIS XVI AND THE EMPIRE

BY LUCY ABBOTT THROOP

[Modern usage of furniture and fittings for the interiors of American homes would seem to indicate that we have but two available and distinct styles—"Colonial" and Craftsman or so-called "Mission." For a long time the historic period styles were so ignorantly and tastelessly employed as to bring about a revulsion of feeling and their almost complete abandonment. There are signs that the pendulum is swinging back again now, and that a really sincere appreciation of the best that has been done in the past will reveal new possibilities for beauty in the homes of to-day. Miss Throop's series of articles will aim to give an understanding of the period styles and how they may be intelligently used.—EDITOR.]

IT is often a really difficult matter to decide the exact boundary lines between one period and another, for the new style shows its beginnings before the old one is passed, and the old style still appears during the early years of the new one. It is an overlapping process and the years of transition are ones of great interest. As one period follows another it usually shows a reaction from the previous one; a sombre period is followed by a gay one; the excess of ornament in one is followed by restraint in the next. It is the same law that makes us want cake when we have had too much bread and butter.

The world has changed so much since the seventeenth and eighteenth centuries that it seems almost impossible that we should ever again have great periods of decoration like those of Louis XIV, Louis XV and Louis XVI. Then the monarch was supreme. "L'état c'est moi," said Louis XIV, and it was true. He established the great Gobelins works on a basis that made France the authority of the world and firmly imposed his taste and his will on the country. Now that this absolute power of one man is a thing of the past, we have the influence of many men forming and moulding something that will probably turn into a beautiful epoch of decoration, one that will have in it more of the feeling that brought the French Renaissance to its height, though not like it, for we have the same respect for individuality working within the laws of beauty that they had. The style that takes its name from Louis XIV was one of great magnificence and beauty with dignity and a certain solidity in its splendor. It was really the foundation of the styles that followed, and a great many people look upon the periods of Louis XIV, the Regency, Louis XV and Louis XVI as one great period with variations, or

ups and downs—the complete swing and return of the pendulum.

The last years of the reign of Louis XIV were marked by a certain austerity, as the influence of Madame de Maintenon was paramount, but even then a promise of what was to come was in the air. When Louis died, in 1715, Louis XV, his great-grandson, was only five years old, and the Duc d'Orleans became Regent. The spirit changed and more gaiety at once appeared in all the decorations, and the magnificent and stately extravagance of Louis XIV turned into the daintier but no less extravagant and rich decoration of the Regency and Louis XV. One of the noticeable changes was that rooms were smaller, and the reign of the boudoir began. It has been truly said that after the death of Louis XIV "came the substitution of the finery of coquetry for the worship of the great in style." There was greater variety in the designs of furniture and a greater use of carved metal ornament and gilt bronze, beautifully chased. The ornaments took many shapes, such as shells, shaped foliage, roses, seaweed, strings of pearls, etc., and at its best there was great beauty in the treatment.

It was during the Regency that the great artist and sculptor in metal, Charles Cressant, flourished. He was made *ébeniste* of the Regent, and his influence was always to keep up the traditions when the reaction against the severe might easily have led to degeneration. There are beautiful examples of his work in many of the great collections of furniture, notably the wonderful commode in the Wallace collection. The dragon mounts of ormolu on it show the strong influence the Orient had at the time. He often used the figures of women with great delicacy on the corners of his furniture, and he also used tortoise-shell

and many colored woods in marquetry, but his most wonderful work was done in brass and gilded bronze.

The great influence of the Orient at this time is very noticeable. There had been a beginning of it in the previous reign, but during the Regency and the reign of Louis XV it became very marked. "Singerie" and "Chinoiserie" were the rage, and gay little monkeys clambered and climbed over walls and furniture with a careless abandon that had a certain fascination and charm in spite of their being monkeys. The "Salon des Singes" in the Chateau de Chantilly gives one a good idea of this. The style was easily overdone and did not last a great while.

During this time of Oriental influence lacquer was much used and beautiful lacquer panels became one of the great features of French furniture. Pieces of furniture were sent to China and Japan to be lacquered and this, combined with the expense of importing it, led many men in France to try to find out the Oriental secret. Le Sieur Dagly was supposed to have imported the secret and was established at the Gobelins works where he made what was called "vernis de Gobelins." The Martin family evolved a most characteristically French style of decoration from the Chinese and Japanese lacquers. The varnish they made, called "Vernis Martin," gave its name to the furniture decorated by them, which was well suited to the dainty boudoirs of the day. All kinds of furniture were decorated in this way—sedan chairs and even snuff-boxes, until at last the supply became so great that the fashion died. There are many charming examples of it to be seen in museums and private collections, but the modern garish copies of it in many shops give no idea of the charm of the original. Watteau's delightful decorations also give the true spirit of the time, with their gaiety and frivolity showing the Arcadian affectations—the fad of the moment.

As time passed decoration grew more and more ornate, and the followers of Cressant exaggerated his traits. One of these was Jules Aurèle Meissonier, an Italian by birth, who brought with him to France the decadent Italian taste. He had a most marvelous power of invention and lavished ornament on everything, carrying the rocaille style to its utmost limit. He broke up all straight lines, put curves and convolutions everywhere, and rarely had two sides alike, for symmetry had no charms for him. The curved endive decoration was used in architraves, in the panels of overdoors and panel moldings, everywhere it possibly could be used, in fact. His work was in great demand by the king and nobility. He designed furniture of all kinds, altars, sledges, candelabra and a great amount of silversmith's work, and also published a book of designs. It is this rocaille style that is usually meant



A large desk now in the Louvre representing the Regency. The furniture of the Regency developed from that of Louis XIV into a greater suppleness and more frequent use of sculptures in metal for the applied decoration, with the introduction of the shell as a motive

when one speaks of the style of Louis XV.

Furniture as well as wall decoration showed its influence. Chairs were carved and gilded, or painted, or lacquered, and also beautiful natural woods were used. The sofas and chairs had a general square appearance, but the framework was much curved and carved and gilded. They were upholstered in silks, brocades, velvets, damasks in flowered designs, edged with braid. Gobelin, Aubusson and Beauvais tapestry, with Watteau designs, were also used. One attractive little chair that might be well copied nowadays and be most

popular, was called "fauteuil de commodité." It had a little desk attached to it, with sconces for candles at the side. Desks were much used and were conveniently arranged with drawers, pigeon-holes and shelves, and roll-top desks were made at this time. Commodes were painted, or richly ornamented with lacquer panels, or panels of rosewood or violet wood, and all were embellished with wonderful bronze or ormolu. Many pieces of furniture were inlaid with lovely Sèvres plaques. There were many different and elaborate kinds of beds, taking their names from their form and draping. "Lit d'anglaise" had a back, head-board and foot-board, and could be used as a sofa. "Lit à Romaine" had a canopy and four festooned curtains, and so on.

The most common form of salon was rectangular, with proportions of 4 to 3, or 2 to 1. There were also many square, round, octagonal and oval salons, these last being among the most beautiful. They all were decorated with great richness, the walls being paneled with carved and gilded—or partially gilded—wood. Tapestry and brocade and painted panels were used. Large mirrors with elaborate frames were placed over



During the Regency and the reign of Louis XV a curious Oriental influence became marked. "Singerie" and "Chinoiserie" became the rage, and monkeys were used with a careless abandon throughout the decoration, as in this Salon des Singes in the Chateau de Chantilly

the mantels, with panels above reaching to the cornice or cove of the ceiling, and large mirrors were also used over console tables and as panels. The paneled overdoors reached to the cornice, and windows were also treated in this way. Windows and doors were not looked upon merely as openings to admit air and light and human beings, but formed a part of the scheme of decoration of the room. There were beautiful brackets and candelabra of ormolu to light the rooms, and the boudoirs and salons, with their white and gold and beautifully decorated walls and gilded furniture, gave an air of gaiety and richness, extravagance and beauty.

An apartment in the time of Louis XV usually had a vestibule, rather severely decorated with columns or pilasters and often statues in niches. The first ante-room was a waiting-room for servants and was plainly treated, the woodwork being the chief decoration. The second ante-room had mirrors, console tables, carved and gilded woodwork, and sometimes tapestry was used above a wainscot. Dining-rooms were elaborate, often having fountains and plants in the niches near the buffet.


Bedrooms usually had an alcove, and the room, not counting the alcove, was an exact square. The bed faced the windows and a large mirror over a console table was just opposite it. The chimney faced the principle entrance. A "chambre en niche" was a room where the bed space was not so large as an alcove. The designs for sides of rooms by Meissonnier, Blondel, Briseux, Cuilles and others give a good idea of the arrangement and proportions of the different rooms. The cabinets or studies, and the *garde robes* or wardrobes, were entered usually from doors near the alcove. The ceilings were painted by Boucher and others in soft and charming colors, with cupids playing in the clouds, and subjects of that kind. Great attention was given to clocks and they formed an important and beautiful part in the decoration of the room.

There is much in the style of Louis XV that is beautiful and truly artistic, but the period of excessive rococo was often in the worst of taste, with its superabundance of curves and ornament, and the natural consequence was that, during the last years of Louis's reign, the reaction slowly began to make itself felt.



A corner of Marie Antoinette's boudoir at Fontainebleau. The decorated panels show the influence of Pompeii and Herculaneum. Greater restraint characterizes the period of Louis XVI

overdoors and mantels were carried to the cornice and the paneling was usually of oak, painted in soft colors or white and gilded. Walls were also covered with tapestry and brocade.



A pronounced massiveness and a change in colors from the light gay ones to deep browns, blues, etc., are distinguishing characteristics of the Empire style, together with a great deal of metal ornament

There was no sudden change to the use of the straight line, but people were tired of so much lavishness and motion in their decoration, and the more sober influence of the Dauphin and Marie Antoinette made itself felt. Marie Antoinette disliked the great pomp of court functions and liked to play at the simple life, so shepherdesses, shepherd's crooks, hats, wreaths of roses, watering-pots and many other rustic symbols became the fashion. Architecture became more simple and interior decoration followed suit. The restfulness and beauty of the straight line appeared again, and ornament took its proper place as a decoration of the construction, and was subordinate to its design. The influence of the discoveries of Herculaneum and Pompeii, although made many years before the reign of Louis XVI, appeared in many of the wall decorations and ornaments of the time. The beautiful little boudoir of the Marquise de Serilly is an example of its adaptation.

During the period of Louis XVI the rooms had rectangular panels formed by simpler moldings than in the previous reign, with pilasters of delicate design between the panels. The

Some of the most characteristic marks of the style are the straight tapering legs of the furniture, usually fluted, with some carving. Fluted columns and pilasters often had metal quills filling them for a part of the distance at top and bottom, leaving a plain channel between. The laurel leaf was used in wreath form, and bell flowers were used on the legs of furniture. Oval medallions, surmounted by a wreath of flowers and a bow-knot, appear very often, and in about 1780 round medallions were used. Furniture was covered with brocade or tapestry, with shepherds and shepherdesses or pastoral scenes for the design. The gayest kinds of designs were used in the silks and brocades; ribbons and bow-knots and interlacing stripes with flowers and rustic symbols scattered over them. Curtains were less festooned and cut with great exactness. The canopies of beds became smaller, until often only a ring or crown held the draperies, and

(Continued on page 322.)

Mushrooms in Your Own Cellar


GATHERING THIS INTERESTING EDIBLE PLANT OUTDOORS IS A TASK FOR THE STUDENT ENTHUSIAST, BUT RAISING MUSHROOMS FROM SELECTED SPAWN INDOORS REQUIRES LITTLE JUDGMENT AND LITTLE SPACE

BY S. L. DE FABRY

Illustrations by the author and others



Agaricus villaticus, a promising market mushroom, large and solid, of good flavor and prolific



A home-grown, four-plant cluster of *Agaricus villaticus* which weighed about two and a half pounds

GROWING mushrooms, or "champignons," as the French call them, is intensely interesting, and to care for them and watch them grow, very fascinating for anyone who undertakes their culture. Any member of the family can, with a little judgment, accomplish results which will reward one well for the work, especially in winter, when fresh vegetables are scarce and expensive.

They can be grown anywhere, provided the temperature is above freezing and somewhere between fifty and sixty degrees. The cellar, not too light, with some moisture on the walls, is the ideal place, although good results can be obtained by growing them in small quantities in a barrel sawed in half, in tubs, or even on shelves placed against the wall in some room, stable or out-house, where the temperature is not permitted to fall low enough to injure them by freezing.

A movable bed, which can be carried about at one's convenience, can easily be constructed by nailing one-inch boards together, making the bottom three feet long and two and one-quarter feet wide. A bed of this kind will have to be built up with earth in pyramidal form, about six inches wider at the base than on top, with the advantage that, besides the top, all four sides can be used to spawn mushrooms. These toy beds, are largely used in France where champignons are grown for family use, and a pleasant surprise awaits the interested amateur here, as it is astonishing how many mushrooms can be produced in so small a place.

In making the bed, the indispensable ingredient is fresh horse manure, not

containing too much straw. The manure cannot be used as it comes from the stable, as the fermentation would be too great, giving out too much heat; it must, therefore, be tempered down by mixing it with a fifth part of good garden soil.

When this is done, the beds are made at once, giving now a moderate heat, resulting from a slow, even fermentation of the compost. The ground where the beds are made should be well drained, free of standing water and kept clean, and free from all rubbish and litter.

Some cultural directions advise the use of pure manure in forming mushroom beds. This is not recommended to the amateur. It involves a great deal of labor in making heaps of fresh manure about a yard high, allowing them to heat; then they are taken down and rebuilt twice, sometimes oftener, until the manure becomes brown, elastic and greasy.

In the first place a large supply of manure is essential; then excellent judgment, backed by long experience, is necessary to accomplish good results, otherwise the manure will either be burnt up or too cold for the purpose in view.

After mixing the fresh manure with soil as stated, the beds are made twenty to twenty-four inches high, and about as wide at the base, and sloping on both sides; if they are made up against the wall, which is the easier way, the width of the base should be less than the height.

If small beds are contemplated, to be made in part of a barrel, tub, or an easily movable bed on boards, they can be made up in the yard and brought into the house finished, thus avoiding carrying in the raw manure.



A specimen of the almond-flavored mushroom. The persistent veil is a very desirable quality. *A. fabaceus*



A mushroom bed coming into bearing under suitable conditions. Notice the solidity of the buttons and shortness of the stems

The beds are made by hand. The manure must be mellow and well divided, with all hard lumps crushed. It should be placed in layers a few inches high, each layer well trodden down, so that the whole will be of equal texture. All projecting straw is removed and the surface made level and firm. This is of great importance for satisfactory results.

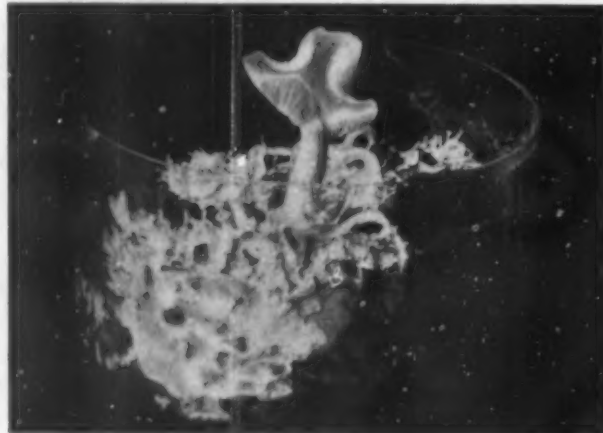
After the beds are made it is well to wait a few days and watch the fermentation of the compost. This can be best accomplished by thrusting a thermometer deep into the manure. As long as the bed is over eighty-five degrees it is too hot and must be allowed to cool down. To do this, make a few holes at intervals with a stick and allow the heat to escape. When the bed remains steadily at about seventy-eight to eighty degrees it is time to put the spawn in.

Mushrooms are propagated by planting spawn. There are three different kinds in the market—French, English and, of late, American "Pure Culture." They cost about fifteen cents per pound for the French and English varieties, and twenty cents for the American. Mushroom spawn is commercially sold in blocks or bricks, weighing a little over a pound, and can be procured at any reliable seed store or from the spawn specialists.

One pound will suffice to spawn eight square feet of bed. Before using these blocks of spawn they are moistened with tepid water on both sides, and kept in a moderately warm place for a few days; this will insure rapid growth when planted. They are broken up in pieces about two inches square, and openings in the surface of the bed are made by hand, about nine inches apart each way, to insert these pieces of spawn. Care must be taken to have the pieces placed at an even depth below the surface of the bed; and when this is accomplished, the compost is pressed down around them carefully and snug. This will finish the work of planting,



A brown form of *Agaricus arvensis*, the "horse mushroom" of autumn pastures



Pure cultures of many edible mushrooms have been made by the "tissue culture" method. Some of these develop mushrooms in small glass vessels. *Pleurotus ostreatus*, the oyster mushroom

In about three weeks the spawn should have spread throughout the entire surface of the bed. Now the pieces of spawn are withdrawn, as they are apt to become mouldy and infect the mushrooms, the empty openings are filled with soil from the bed, and the surface made smooth.

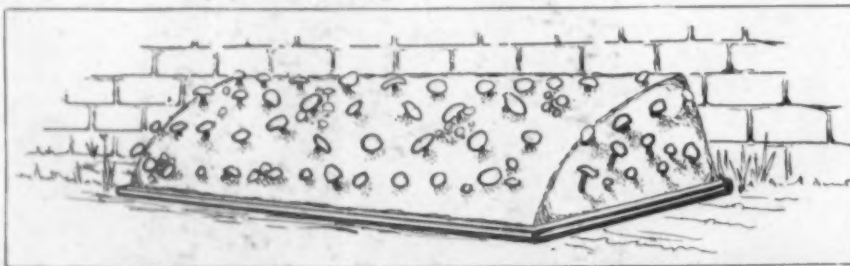
All decaying matter must be removed and the nearby surroundings kept clean and sweet, and free from rubbish.

The entire bed is now covered with a thin layer—not more than one-half inch deep—of good virgin soil, preferably mixed with a little lime or land plaster. Moisten this before applying, but do not get it too wet, and press down so that it covers and adheres firmly to the surface of the bed. When the surface becomes dry, sprinkle lightly with tepid water.

This sprinkling should be done cautiously, otherwise the mushrooms will become mouldy. In a few weeks you will reap the harvest from your efforts, according to the temperature, and the mushrooms will begin to appear.

In gathering them, the cavities left by their removal should be filled with soil from the bed. The beds will continue to yield for two or three months—longer if watered sparingly with liquid chicken manure, heated to seventy-five degrees before the application is made. If this is decided upon, be careful to avoid splashing the mushrooms with the manurial water.

The one difficulty is to get the right kind of spawn. It often degenerates and is infected with bacterial organisms



One convenient shape of mushroom bed resembles a curved-glass showcase, the compost being piled on a board in the cellar with its vertical edge against a wall. By sloping the ends, as well as the front, more space is available



Another convenient form of mushroom bed is the truncated pyramid, which may be piled on a board outdoors and carried into the cellar

which will produce diseased mushrooms. Of late, many improvements have been made in raising healthy, virgin spawn. The present culture is on the pedigree system—only spawn from spores of the healthiest, largest mushrooms being used, and this is sterilized, which renders it less liable to diseases common to this plant.

As to the lucrative side of the experiment, the surplus, not used for the family table, always finds a ready local market. Hotels and restaurants of the better kind are large consumers of mushrooms in the winter months.

Wholesale prices range from twenty-five cents to one dollar per pound, according to the locality, season and demand. Large cities are naturally the poorest markets, as commercial growers ship to them in large quantities, often glutting the markets.

A hand-basket, holding about a half bushel, lined and covered with thick, brown paper, securely fastened, is the usual pack-



Agaricus villaticus, showing the unusually solid stem which, when young, is quite as good to eat as the cap

age, if shipping to a distance is contemplated.

Anyone with a country home and a good cellar can grow large enough quantities for home use, and a good surplus to sell. It is, altogether, an interesting, paying and, if the beds are once made, clean culture, and does not require any more skill or care than growing ordinary vegetables under good cultivation.

There are those who may object to having a mushroom bed, composed chiefly of manure, in such close proximity

to the living quarters of the house as its cellar. Where there is a stable, greenhouse or other convenient place that will meet the requirements of moisture and temperature, such a place should by all means be chosen. If the cellar alone remains available, however, whatever slight inconvenience may be caused by the character of the mushroom bed will be more than offset by its productiveness.



First Aid to Wounded Trees

SIMPLE AND EFFECTIVE METHODS OF PREVENTING THE COMMON WOUNDS, WITH DIRECTIONS FOR THEIR TREATMENT WHEN PREVENTIVE MEASURES FAIL

BY J. J. LEVISON, M. F.

ARBORICULTURIST, BROOKLYN PARK DEPARTMENT

Photographs by the author

THE matter of shielding the bark of a tree from the bites of horses and from other forms of injury, and the subsequent handling of the wound where injury has already been incurred, are two of the most important problems in the care of trees. They both are far too generally overlooked in almost every part of the country.


A tree like the one pictured in the accompanying photograph is a most common sight in the streets of almost every city or village. In one section of Brooklyn I once counted fifty-one per cent. of the trees ruined in this manner. In New Haven four hundred and eight such mutilated trees were selected from a total of eleven hundred and forty-three, while in Washington, D. C., where the trees have been systematically protected for a great many years, I could hardly find a bruised specimen.

With the bark thus injured, a tree can no longer produce the proper amount of foliage or remain in a healthy condition very long. The reason of this becomes very apparent when one looks into the



This is the result of leaving unprotected a tree that is planted in front of a city or suburban home

nature of the living or active tissue of a tree and notes how it becomes affected by such injury. The live portion of a tree is the "cambium layer," which is a thin tissue situated immediately under the bark. It must completely envelop the stem, root and branches of the tree. The outer bark is a protective covering to this living layer, while the entire interior wood tissue is composed of dead cells and merely serves as a skeleton or support for the tree. The cambium layer is the real active part of the tree. It is the part which transmits the sap from the base of the tree to its crown; it is the part which causes the tree to grow by the formation of new cells, piled up in the form of rings around the heart of the tree; and it is also the part which prevents the entrance of insects and disease to the inner wood. From this it is quite evident that any injury to the bark, and consequently to this cambium layer alongside of it, will not only cut off a portion of the sap supply and hinder the growth of the tree to an extent proportional to the size of



Protect very young trees with a cylindrical guard of one-sixteenth-inch mesh wire-netting, fastened to a tall stake

dition that could have been easily and cheaply prevented by a suitable guard or by a little dressing applied to the wound before the latter had developed too far.

The most serviceable guard is made of ordinary wire netting, cut to a height of at least seven feet and passed around the tree. In case of a very young tree, the wire may be nailed to a stake placed alongside of the tree as a support; and with larger trees, the two perpendicular ends of the wire are fastened together and the guard allowed to stand on the ground loosely around the stem. Wire netting of one-sixteenth-inch mesh is preferable for young trees and that of one-half-inch for older specimens. Wire guards around young trees, the bark of which is always more or less tender, should have a piece of rubber hose, or some other soft material, line the interior of their upper edges, in order to prevent chafing of the bark.

There is a great variety of more elaborate and expensive iron tree guards on the market, all differing in style and usefulness. Some of these may look better than the wire guard but none are more efficient. If any of them, however, are used, it should be seen that they are sufficiently tall to prevent horses from reaching over them, and that the bars composing the guard are sufficiently close to each other to prevent easy access to the bark.

As the tree grows in diameter, the guard must also be loosened proportionately or else it will become so binding that it will sever the very tissue which it is supposed to protect. The wire guard is better adapted to such changes in diameter than the more expensive iron guard.

In spite of our many efforts to protect the bark of trees,

the wound, but will also expose the inner wood to the action of decay. The wound may at first appear insignificant, but if neglected it will soon commence to decay and carry disease and insects into the tree. The tree then becomes hollow and dangerous and its life is doomed. It requires a large expenditure to care for a diseased con-

bruises sometimes will occur, and in all such cases the wound must receive immediate and careful attention. The bruised bark should be removed; it will never adhere to the tree again. The rough edges should be cut smooth and the exposed wood covered with coal tar. The coal tar has a sort of antiseptic as well as protective influence. It becomes absorbed into the wood tissue of the tree to a depth of an eighth to a quarter of an inch and destroys every fungus spore or disease germ with which it comes in contact. Tar is preferable to paint for wound dressing, not only because of its absorbent and antiseptic qualities, but also because it lasts longer and never peels in later years as does the paint.

The usual method of bandaging wounds with burlap or cloth is very hurtful to the tree, because underneath the bandage the fungus spores will find the ideal conditions for their development. There the disease germs will find darkness, moisture and warmth, all of which are wanted for their rapid growth and so, wherever I have seen a bandage applied to a tree wound, I have invariably found disease breeding on the wood underneath. To discard all bandages, to treat the wound and expose it freely to sun and wind should be the method of caring for all abrasions of the bark.

When you consider the matter, does it not seem as if we had gotten into the habit of expecting a very great deal from those trees that we plant along our suburban and city streets? They have a long, hard struggle for existence, at the best. We plant them at the edge of the sidewalk, close by a deep-set curbstone, with the brick or cement of the paving brought almost as close to the trunk as it possibly can come. Perhaps, in addition, the street surface is paved



A wound, now become dangerous, that could easily have been cured at once by a dressing of coal tar; the latter is better than paint for the purpose


with a material that is impervious to water. Little chance, indeed, does the root-mass have of getting a fair supply of water—as essential to the tree's life as it is to our own. Left to draw its food from hard-packed clay, deprived of even the natural rainfall by surface drainage, nibbled by horses, how do any survive?



Even after the tree has attained a fair size it should be protected in this manner from nibbling horses, but do not let the guard become too tight



A single, dark, opaque shade gives too much contrast inside with light walls



A single white shade is better, but it is impossible to cut off much light with it



The best combination—an opaque shade outside and an inside translucent shade

Making the Best Use of Window Shades

SUGGESTIONS FOR THE SUCCESSFUL REGULATION OF THE LIGHT THROUGH WINDOWS, INDOORS AND OUT, BY DAY AND BY NIGHT, WITH SOME CONSIDERATION OF COLOR HARMONY

BY GEORGE LELAND HUNTER

Photographs by Henry Fuerman, H. H. S., and others

THE decorative effect of window shades is often disregarded, the selection depending on the momentary whim of purchaser or salesman. Almost without exception parsimony is practiced, even when the rest of the furnishing is on a generous scale. Yet the window dressing of a house has everything to do with the appearance of both interior and exterior. And of window dressing, except in metropolitan mansions, where draperies are elaborate, with lace next the glass and overhanging of tapestry, damask or brocade, the shades are one of the most obvious features.

In all decoration an important law is: "Avoid violent contrasts." If the shades are very dark or densely opaque, the contrast between the shaded and unshaded parts of a window, seen from the interior, is extreme—deep

shadow above bright light. For during the day shades are commonly rolled up to leave the lower half or two-thirds of the window exposed. But if the shades are light in color and semi-

translucent, the contrast is gentle and pleasing.

The color of the room is an important factor. Green shades in a red room, or red shades in a green room are an abomination, as are dark shades in a light room. But while the shades in a room with dark walls and furniture should correspond in tone, the contrast with the outdoor light must be kept in mind, and the shades should be lighter than the other furnishings. If the windows have small panes, or leaded and colored glass, the brilliancy of the light that comes through them is less, and there is less danger of too violent contrast with the shades and interior walls.



For those who prefer no shades at all, some such device as this must be employed—sash curtains, above and below, with inside draperies

The night effect of the shades (when the source of illumination is inside the room) is economically as well as decoratively important. Dark shades and shades rough of texture reflect little light, so that if the windows are many and the shades completely lowered, the necessary cost of gas or electricity may be half as much again as with light, smooth shades. To leave the shades up only aggravates the evil, for clear window glass lets out practically all of the illumination that strikes it, and the windows are then black boxes against lighted walls—the most unpleasant kind of contrast.

Extreme contrast is also the most common fault in the exterior appearance of shades. From outside the house, light shades against dark walls, and dark shades against light walls, are equally distasteful. Unshaded windows are black boxes when seen from the outside—too black even by contrast with a house that has been painted dark, and aggressively ugly against light paint, as may be seen in the illustration below.

In hue the shades should harmonize with the exterior, red with red, green with green, and yellow with yellow, but as a rule, should be lighter in tone. Shades darker in tone look opaque and stand out against their background.

Some attention should be paid to the environment of the building. The colors and tones that dominate in the landscape invite representation and reflection in the shades, especially if their presence has already been appreciated by the house painter.

At this point some reader asks: "How reconcile the decorative demands of the exterior with those of the interiors? What shall be done when the exterior is dark red and the interior is light green?" There is the rub. Duplex shades with red outside and green inside are sometimes suggested



The French window is a problem in itself. Shades on the doors are awkward. The best solution perhaps is something like this, with over-curtains on a rod across the top. This rod should allow the curtains to be pushed far enough back so that they will not interfere with the doors

contrast between light red and light green is pleasing. For in both the hue has been softened and toned down by the addition of white or gray. The addition of red to the green or of green to the red, or of some third color to both, also brings them together.

Of these facts the reader can assure himself by personal observation—unless he is color-blind. It is not necessary to accept the dictum of the decorator or the epigram of the faddist. It is possible by practice and experiment to acquire a working knowledge of light and color.

The use of two sets of shades—the outer set opaque to shut out the light completely, the inner set translucent to tone the light agreeably—is the best solution of the whole problem. And if the light be also modified by leaded glass, or latticed sashes, or by net curtains next the glass, glare and shadow will be entirely avoided.



Unshaded windows, or dark shades with white walls, make an unpleasing contrast. The outside shades should harmonize with the general tone of the outside walls



There is no common winter flowering plant of so much value in all ways as the cyclamen



The only way in which you can raise the large-flowering chrysanthemums is in a greenhouse



Cineraria is another winter treasure that you can grow in even the smallest greenhouse

What May Be Grown In a Small Greenhouse

THE POSSIBILITIES IN RAISING FLOWERS AND VEGETABLES FOR THE AMATEUR GARDENER WHO HAS EVEN THE SMALLEST SPACE UNDER GLASS—TEMPERATURES AND METHODS

BY F. F. ROCKWELL

Photographs by Nathan R. Graves and others

THERE are a number of "special" greenhouse crops which are easily within the reach of the amateur who has at his disposal a small glass structure, such as described in the August number of this magazine. One is apt to feel that something much more elaborate than the simple means at his hands are required to produce the handsome flowers or beautiful ferns which may be seen in the florist's window. It is true that many things are beyond his achievement. He cannot grow gigantic American Beauties on stems several feet long, nor present his friends at Christmas with the most delicate orchids; but he can very easily have carnations more beautiful, because they will be fresher, if not quite so large, than any which can be had at the glass-fronted shops, and cyclamen as beautiful, and much more servicable, than any orchid that ever hung from a precarious basket. To accomplish such results requires not so much elaborate equipment as unremitting care—and not eternal "fussing" but regular thought and attention.

There is, for instance, no more well beloved flower than the carnation, which entirely deserves the place it has won in flower-lovers' hearts beside, if not actually ahead of, the rose. As a plant it will stand all kinds of abuse, and yet, under the care which any amateur can give it, will produce an abundance of most beautiful bloom. Within a comparatively few years the carnation, as indeed a number of other flowers, has been developed to nearly twice its former size, and the number of beautiful shades obtainable has also increased many times.

To be grown at its best the carnation

should have a rather cool temperature and plenty of ventilation, and these two requirements help to place it within reach of the small greenhouse operator. If only a few plants are to be grown, they may be purchased from a local florist, or obtained by mail from a seed house. If as few as two or three dozen plants are to be kept—and a surprising number of blooms may be had from a single dozen—they may be kept in pots. Use five- or six-inch pots and rich earth, with frequent applications of liquid manure, as described later. If, however, part of a bench can be given to them, the results will be more satisfactory.

The bench should be well drained and contain four or five inches of rich soil, such as described in the article on greenhouse heating and management in the September HOUSE & GARDEN. If it is too late to compose a soil of this kind, use any rich garden loam and well rotted manure, in the proportions of five or six to one. For plants to begin blooming in the early winter, they should be put in during August, but for one's own use a later planting will do. For this year, if you are too late, get a few plants and keep them in pots. Next year buy before March a hundred or so rooted cuttings, or in April small plants, and set them out before the middle of May. Cultivate well during the summer, being sure to keep all flower buds pinched off, and have a nice supply of your own plants ready for next fall.

In putting the plants into the bench (or pots) select a cloudy day, and then keep them shaded for a few days, with frequent syringing of the foliage, until they become established. Keep the night



Growing tomatoes under glass is not difficult. The plants can be forced in pots and a later group started for bearing outside



The August issue shows how well within the reach of everyone is a small greenhouse. This shows what you can do with it

temperature very little above fifty degrees, and not above seventy-five in the day time, while sixty will do in cloudy weather. As to the watering, they should be well soaked when put in, and thereafter only as the ground becomes dry, when it should again be wet *clear through*, care being taken to wet the foliage as little as possible. In the mornings, and on bright days, syringing the foliage will be beneficial, but never in dull weather, and the leaves should never be wet over night.

As the flower stems begin to shoot up they will need support. If you can get one of the many forms of wire supports used by commercial florists, so much the better; but if these are not obtainable the old method of stakes and strings (or preferably "raffia") will do very well. To obtain large flowers the flower stems must be "disbudded"—that is, all but the end bud on each stalk should be pinched off, thus throwing all the strength into one large flower. If, on the other hand, the terminal bud is taken off, and several of the side buds left, the result will be a beautiful cluster of blooms, more pleasing, to my mind, than the single large flowers, though not so valuable commercially.

There are any number of wonderful new varieties, but the white, pink and light pink "Enchantress," and one of the standard red sorts will give satisfaction.

Requiring even less heat than the carnation is the old-time and all-time favorite, the violet. With no greenhouse at all, these can be grown beautifully, simply with the aid of a cold-frame. But where a house is to be had, the season of blooming is, of course, much longer. The essential thing is to get strong, healthy plants. As with the carnations, if only a few are wanted, they may be grown in pots, using the six-inch size. The soil, whether for pots or benches, should be somewhat heavier than that prepared for carnations, using one-fourth to one-fifth cow manure added to the loam or rotted sod. If a bench is used, select one as near the glass as you can. Take in the plants with as little disturbance as possible, and keep them shaded for a few days, as with carnations. The plants will require to be about eight inches apart. As for care, apply water only when the bed has begun to dry, and then until the bench is soaked through. Pots will, of course, require more frequent attention in this matter than a bench. Keep all old leaves picked off and the soil stirred about the plants, with syringing and fu-

mitating as suggested in the September number. The temperature will be best as low as forty-five degrees at night, and as little above fifteen more in the daytime as possible. Where no artificial heat can be had, a fine crop through the spring months may be had by making a smaller frame inside the regular cold-frame, and packing this space with fine dry manure, as well as banking the outer frame. This arrangement, with two sash and mats in the coldest weather, will keep the plants growing most of the winter, and certainly the abundance of fragrant blooms at a season when flowers are most scarce will amply repay you for the trouble. Some prefer the single to the double blossoms, Marie Louise and Lady Hume Campbell (double blue); Swanley White, and California and Princess de Galles (single blue) are the best varieties. Plants may be purchased of most large florists or from the leading seedsmen.

Many of the decorative ferns may also be grown to perfection in the small house, at a moderate temperature, fifty to sixty degrees, the nearer sixty the better. The Boston Fern (*Nephrolepis exaltata Bostoniensis*) and its improved form, Scottic, are two of the best for house use, and if grown in the greenhouse until

of good size and form, they will make unusual and very acceptable holiday or birthday gifts. A few small plants obtained from the florist and kept where they do not get a direct glare of light, watered frequently enough so that the soil is always moist (but never "sopping"), and plenty of fresh air in bright weather, will rapidly make fine plants. If you happen to have a few old plants on hand, they may be increased readily by division. Separate the old crowns into a few small plants. Don't make them very small or they will not renew as readily. Keep them, if possible, a little above sixty degrees, with plenty of moisture. Loam and sand, to which is added about the same amount of leaf-mould, will make a proper soil.

Asparagus "ferns" will also respond to about the same care, though thriving in an even lower temperature. *Asparagus plumosus nanus*, the "lace-fern," is especially delicate and graceful and makes an ideal small table plant to use with flowers.

Lettuce also is a low-temperature plant, and there is no reason why the small greenhouse owner should not be able with ease to supply his table constantly
(Continued on page 309)



You probably will not want to give up the whole house to lettuce, but a small portion of a bench or even a few pots will keep your table supplied throughout the winter



With a greenhouse it is the easiest thing in the world to start ferns and bulbs of all kinds, so that they may be brought into the living-room when at their best, or used as holiday gifts



A wall, four feet high, of arroyo stones capped with clinker brick, broken by plant-bearing posts and central entrance gateway, bounds the western boundary line of the property

A Bungalow Colony in a City

AN INGENUOUS AND ATTRACTIVE SOLUTION OF THE PROBLEM OF HOW TO SECURE SPACIOUSNESS IN SETTING AND LOW-COST BUILDINGS OF GOOD DESIGN ON RATHER EXPENSIVE LAND

BY MABEL URMY SEARES

Photographs by H. A. Parker and F. W. Martin


ONE of the perplexing problems of a growing suburban town or city is to make the best use of those pieces of property which, though lying conveniently close to the business district, are still left vacant or partially deserted by the moving of residents to more attractive portions of the place.

The inability of most business men to make beauty of architecture and environment one of the assets of a business center, works both negatively and positively as a discourager of trade. For beautiful surroundings and good architecture in a group of stores not only attract business to the fortunate occupants, but the reverse of these conditions aids materially in the depreciation of nearby property and drives toward other centers what should be the closest circle of constant buyers.


When, however, all the conditions are favorable; when clean streets, artistic signs and an interesting skyline are enhanced by flowering plants and shade trees, there will still remain near the civic center, or near the university in a college town, a certain amount of property deemed too valuable for a single house and

yet not needed for a business block. The ordinary solution of this problem is the apartment house. And, if we study in this connection the cities of Europe which have for generations consisted largely of apartment houses, we shall find interesting and very livable structures built around garden courts and developed to a high state of comfort and convenience. But, excepting as temporary quarters, or in a large city, the apartment or flat does not appeal to the American family. Even a tiny house, all her own, has more attraction for the ordinary home-maker than a more or less well defined portion of some other person's house. Knowing this, the owner of such holdings hesitates to decide in favor of an expensive building which may stand idle much of the time and which must be very large indeed to use all of the property to advantage.

A study of these conditions and of the additional fact that a deserted house may already stand upon the lot near which business has slowly crept, has often led to the remodeling of old houses and barns into small apartments and the addition of other



A central macadam driveway serves as the approach to the eleven bungalows on a plot 176 x 305 ft.



At the inside end of the lot the roadway widens and circles around a central fountain sheltered by a pergola-like structure

cottages to form a residence court. In some of the college towns and health resorts of California, where climatic conditions and a large number of transient renters make little houses near the center of town a profitable investment, there is much building of bungalows in back-yards. Numerous old gardens have been converted into courts, where ancient trees and immense rose vines make a pleasant shade and remind one of the walled gardens hidden in the heart of old Paris. But not until lately has any one taken the bull by the horns and deliberately planned for a large piece of property a court of entirely new bungalows.

St. Francis Court, opening off the main street of Pasadena, California, is such a solution of our problem. The larger questions of appearance, outlook and relation to adjoining property have in this instance been so admirably met that they merit especial description.

The lot itself is situated far enough from business buildings not to be overshadowed by them. Between it and the shopping district are homes and offices of professional men, churches and one of the attractive hotels of the tourist city.

No old garden was here ready to be adapted to the needs of the court. The lot, 176 x 305 ft., was practically bare when building was begun. But the trees of neighboring gardens formed a setting for the bungalows, though neither high enough nor thick enough to cut off a fine outlook toward the mountains lying back of the city.

The natural slope of the ground was not used, for, by placing a retaining wall four feet high on the western boundary the whole could easily be brought to a good drainage level without loss of picturesque effect and with a gain in appearance.

Opening on a wide, well built street, and with no old buildings to crowd or deface it, this lot had exceptional advantages in the making of a sunny open space upon which to face eleven cottages. Its attractiveness from the point of view of the passerby was emphasized by a low wall of split arroyo stones capped with clinker brick, and rising at the central and ser-



One of the entrances to the path along the rear of a row of the bungalows, through which the tradesmen make their deliveries

vice openings into interesting gateways decorated with dark wooden crosspieces, slabs of green Catalina marble and lines of the purple brick. At intervals along the wall, hollows in the posts form places for growing plants, and at the gates well designed metal lanterns enclose the electric lights.

The bungalows were placed as close as possible to the side lines, leaving just room for a service walk back of each row of houses around the inside circuit of the lot.

Several expedients were employed to give this rectangular piece of ground the appearance of widening out toward the rear. A single wide pathway leads up from the main gateway and past one half the houses, then widening and dividing, it circles an interesting combination of pergola and fountain at angles which give ample room for the turning of a large motor car. This in itself gives a feeling of space, which is heightened by the clever way in which the architect,

Mr. Sylvanus Marston, has planned the two corner bungalows to fill advantageously the space left for them. But more subtle devices have been used in giving an aspect of cheerful roominess to the interior of the court. The bungalows nearest the street have been kept very quiet in tone and in decoration. The soft colors of the stains used on their exteriors grow lighter in tone as the houses go back, thus counteracting the effect of increasing shadows and distance and brightening the interior where the houses seem thickest. The light color of the arroyo stone in the pergola posts, and the white macadam of the driveway add to this cheerful effect, which is carried up to the houses by certain well placed white porch pillars, an occasional concrete chimney, and by a variety of delightful white plaster panels set in the chimneys of

green and purple clinker brick.

The same versatility and good taste which characterizes the exterior of these bungalows is shown in their ground plans. No two are alike, yet every one is a model one - floor cottage. Certain vital points are, therefore, common to all. Each has a large living-room with unique and

(Continued on page 308)



The central fountain of the court, where in the cool of the late afternoons congenial neighbors gather for tea



The winterberry or black alder (*Ilex verticillata*) makes a brilliant show in the winter landscape, yet it is very seldom planted in our gardens. The bright red berries remain on the branches until mid-winter and are not eaten by birds



The euonymus or spindle tree is also a brilliant spot in a bleak winter landscape, with its bright pink fruits remaining on the branches long after the leaves fall. Most of the deciduous species, except those from the Himalayas, are hardy north

Winter Cheer in Berries and Bark

Photographs by N. R. Graves



The *Pyracantha* is an evergreen thorn of which far too little use is made in the winter garden. It is also a good shrub to train against a wall. Var. *Lanzlandi* is most fruitful




Euonymus europaeus is a species that assumes especially brilliant fall coloring. It will grow in almost any soil and it is occasionally used as a hedge plant



Our native thorns (*Crataegus*) make small neat trees that are particularly well adapted to the suburban plot of average size

THE impression is far too common that the garden must necessarily be a bleak spot after the flowers have gone. It is an idea that is entirely erroneous, for there are many small trees and shrubs of which it may be said that their flowering is only a passing incident, while their fruits have the necessary color and stability to brighten the winter landscape after all the foliage has gone. A little studied effort in the selection and disposition of certain small trees and shrubs that possess beauty of berry and bark will go far toward making a garden "a very pleasant spot" in winter.


Try grouping together a few specimens of shrubs of berry-bearing character, as, for example, the bayberry or wax myrtle, with its shoots thickly clustered with wax-like masses of fruit, contrasting strongly with the



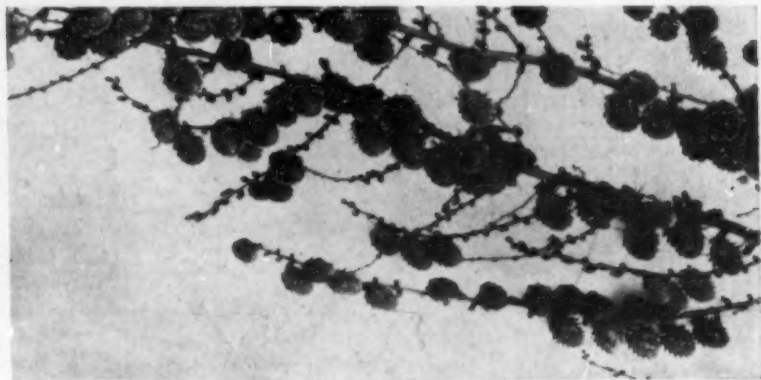
The common barberry (*Berberis vulgaris*) is among the better known plants for winter effect, its orange-red berries hanging in rich clusters on the branches throughout the winter

common barberry with its orange-red berries in rich clusters. With these two for the back of our group we could add to the foreground that most useful shrub, Thunberg's barberry—a shrub having probably more attractions throughout the year than any other single specimen. Add to this the snowberry, whose great white fruits hang persistently all through the winter, and its red-fruited relative, the Indian currant, and you have a group that can be carried out on any scale, according to the available space—on the large estate or suburban lot.

Another group might well be made of the viburnums—*V. prunifolium*, which grows to the size of a respectable tree and covers itself with deep blue-black berries; *V. opulus*, most attractive in fruit until hard frost destroys the berries; *V. lantana* and *V. Sie-*



The Snowberry or waxberry (*Symphoricarpos racemosus*) gives a gorgeous display of brilliant white fruits that hang persistently to the branches all through the winter. Plant it in front of the common barberry for color contrast



Among the trees that help to give variety and tone to the winter landscape is the larch, with its numberless cones. Unfortunately the tree is troubled by several enemies. The most beautiful of the species is *Larix leptolepis*, whose fall foliage is bright yellow

AS SELECTED
BY
ARTHUR HERRINGTON
Landscape architect



The Indian current (*Symphoricarpos vulgaris*) is a red-fruited relative of the snowberry, but having a more compact form



Our native holly (*Ilex opaca*) is entirely worthy of the special care needed to get it established in the garden. To secure the ornamental fruits plant a staminate bush among pistillate ones



A group of virburnums will improve any winter garden. *V. prunifolium*, *V. opulus*, *V. lantana*, *V. Sieboldi*, *V. cassinoides* and *V. acerifolium* are all good varieties

boldi, with, for the foreground, *V. cassinoides* and *V. acerifolium*, covered with clusters of black berries that hang long after the foliage has fallen.

Our native thorns (*Crataegus*) must not be overlooked for their beauty and fruit. They make small neat trees and should be far more frequently planted in the small suburban gardens.

The euonymus or spindle tree is also a brilliant spot when smothered with its bright fruits long after the leaves have fallen.


Ilex verticillata, appropriately named winterberry, makes another brilliant spot of color against the snow, and our native holly, too, is worthy of the special care needed to establish it in the garden.

The Pyracantha is an evergreen thorn of which far too little use is made by gardeners. It will train well against a

wall, making an admirable cover and a brilliant mass of color when bearing its great clusters of orange-red berries.

A few shrubs have bright-colored bark that will help greatly to give life and brilliancy to the winter landscape—the birches, the red-barked dogwood, the Jew's mallow, with its bark of a deep uniform green that is particularly effective in connection with the red-barked dogwood. Then there are the willows—the cardinal and the yellow-barked willow. Both are well worth growing, and they may be cut down severely so as to bring them into scale with the small garden.

In planning to make your shrubbery groups more nearly ideal, keep in mind this essential principle: do not let the factor of flower bloom obscure the necessity for some shrubs that will prolong the garden into the winter.



Thunberg's barberry (*Berberis Thunbergi*), than which there is probably no shrub more variably attractive throughout the year. It should by all means be included in the all-year garden

Making a Garden of the City Back Yard

RECLAIMING IN A VERY SIMPLE AND ECONOMICAL MANNER THE USUALLY HOPELESS EXPANSE OF BAKED DIRT AND BRICK PAVING BACK OF THE HOUSE-IN-A-BLOCK

BY WILLIAM DRAPER BRINCKLÉ

Illustrations from the author's designs

DID it ever occur to you that there is a latent potentiality in even the most ordinary back yard?

No, not any feeble insipidities—screening the garbage-cans by rows of sunflowers, veneering of back fences with morning glories—but the possibility of a well studied bit of garden design; some quiet, strong scheme, increasing many-fold the comfort and charm of your home. Have you ever thought of it?

Let us assume that you have an ordinary city lot; thirty feet wide, perhaps, with all its fore part covered by the spreading skirts of the yellow-and-white Colonial front, in which you live for three quarters of the year. A few feet wider or narrower? No matter; the argument will still hold.

If a Japanese has even so much as five square feet of soil behind his house, he will have a garden—a wondrous, exquisite bit of beauty, with tiny mountains, dwarfed pine trees, rustic bridges, and all only a few paces, in actual fact, from some seething city street, yet giving one the sense of far-away rest and seclusion.

Now, I do not advise a Japanese garden in an American backyard, but I do indorse again the old Colonial doctrine (in reality as old as Rome itself), that the true front of a home should be the back; that there is more to life than to pose on a front porch, where glittering shoe-buckles may cover out-at-heel socks. Nearly always behind century-old houses, one finds traces of a carefully planned formal garden, with box alleys leading to some little summer-house; a place for the family, with a select friend or so—not a place for the whole neighborhood. No matter how narrow the lot, this formal garden was still provided.

But we cannot slavishly copy an old Colonial house-plan; we must modify it with bathrooms and other things of our modern life. So with a garden, the Colonial scheme left no place for

drying-yard, children's playground, servant's breathing space and the many similar needs that have grown up around our present-day existence. It is not only sheer nonsense to disregard these things, but it is false art, too. In all times, beauty has always been reached by working with existing conditions—never by working against them.

Now to go at it. The basic idea in landscape work is the vista and the most elaborate formal garden ever planned is only a collection of vistas, with more or less of sun-dials, pools and casinos threaded upon them. So let us take some window or door from dining-room or library, and, in line with this, run a walk straight through to the back fence. Let us terminate this in a summer-house, to give a stopping point to the eye, but before we get quite so far back, we shall set some other point of interest—a little pond, perhaps, to hold the eye a moment and, as it were, prolong the vista. Bright masses of flower-color edge the path, and high hedges of privet frame the whole, shutting out all unsightly things.

So much in general; now for the definite details.

The path should be not less than five feet wide, so that two persons may walk abreast. The paving should be brick, though a very fair substitute may be had by using ordinary coal ashes. In such cases, dig out a couple of inches, and fill in the ashes, edging them with brick. After a good rain, rake them down, taking out the clinkers; and later on give them a second raking. It is not at all necessary to roll them.

No other walk-material is very satisfactory. Cement is too hard and cold in its effect; steam cinders will only

answer where there is heavy and continuous travel to keep them packed; gravel is unpleasant to tread on with thin summer shoes, and wood is undesirable for many reasons. The best way of all is to lay a concrete foundation, and pave the bricks on top of this; a sand base, such as is used in ordinary sidewalk paving,



The typical city house has an ell-shaped rear end into which it is an easy matter to fit the longer axis of a formal garden

will do fairly well, but the bricks must be relaid every few years.

Down near the summer-house let us make a little plateau about a foot high with the earth taken off the walks; the plan shows the size. Three steps, each four inches high, brick on edge, lead up, and three similar ones lead down. In the center, set half a whiskey barrel, digging out for it until the rim is four inches below the plateau; then border it with brick on edge. Lay a small water-pipe to supply this tiny pond, with a little waste pipe opening just below the rim.

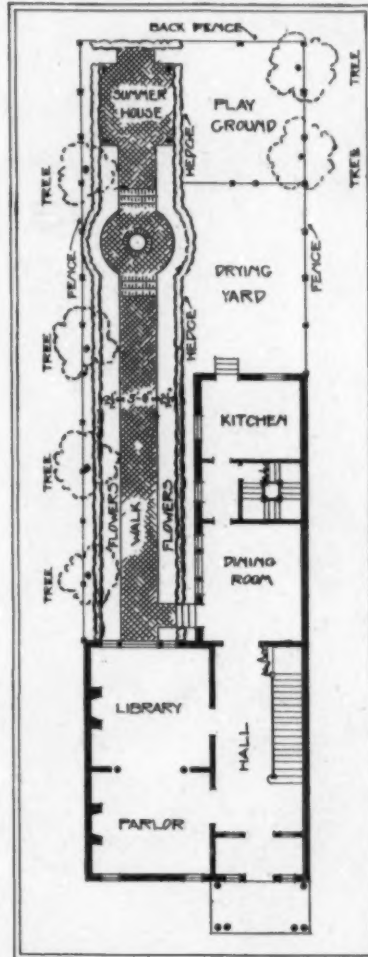
Build a summer-house as shown by the drawings; use 12-in. Colonial columns, 7 feet high, set on concrete foundations; with lintels made of two 3 x 10-in. joists, planed smooth and blocked apart with 3-in. blocks. The slats on top will be 2 x 3 in., spaced about a foot apart. Paint the whole cream-white.

On either side of the walk, make your flower borders, 2½ ft. wide. Spade them up in the fall, cover thickly with good stable manure and let them stand over winter. Then in the spring turn the manure under, working it well in, and you are ready to plant the flowers. The hedge should be planted in the spring; evergreen privet is as good as anything for this. It can be had of any nurseryman, and costs from \$14 to \$15 per hundred plants, according to size. These plants should be set 6 inches apart. It is best to arrange to have the nurseryman set them out, paying him a small additional sum for the work. Clip the privet back to within 6 inches of the ground after planting. When it shoots up, cut it again 12 inches from ground, and keep it at this height for a year; after that let it grow up, a foot at a clipping until it is 6 feet high. Keep it at this height, except at the summer-house, where it should be clipped off level with the tops of the columns.

And by the way, remember that the summer-house is 3 feet inside the rear fence, but the hedge is set all the way back to form a



A section taken through the pond, showing the steps leading up to it from the path



The typical city house plan and the formal garden, leaving a playground and a drying-yard

screen, with two small openings, one on either side, to give access to the other parts of the backyard.

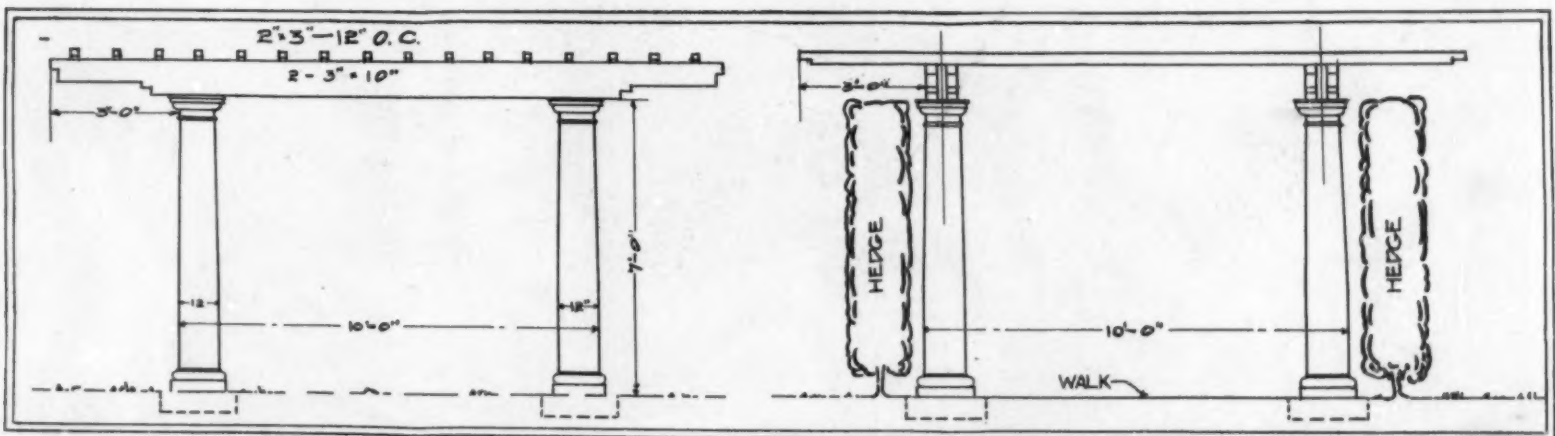
Now for the flowers. As soon as all danger from frost is over, get a few pounds of dwarf nasturtium seed; sow this in a little furrow or drill, on each side of the walk and about 4 inches from the bricks. This runs all the way back, curving up and around the plateau and

stopping only at the summer-house. Dwarf nasturtiums are probably the most satisfactory flowers an amateur can have; they are a blazing mosaic of color from May until frost, require no care and flower more profusely the more they are picked. They are, however, annuals, and one must sow them again each spring.

The rest of the flower-beds may be planted as you choose. Put in a good many clumps of daffodils, crocus and hyacinths for early spring effect; a quantity of Iris, of different colors, to follow up these, with plenty of cosmos for late summer and fall. Plant roses on the sunny side of the walk (corn-flowers, azaleas, asters, rhododendrons, Shasta daisies, etc., can stand more shade). Snapdragon, larkspur, dahlias and clove pinks, poppies, scarlet sage, stocks, sweet williams, phlox and lady's slipper are all very desirable, but the colors should be very carefully studied before any seeds are purchased. The dwarf nasturtiums will range from dark vermilion to pale yellow. Be sure you have no magentas or light crimsons among your other things, to make color discords. Blues, yellows, whites and scarlets are all very good. And by the way, get the tallest varieties of everything, else they will be hopelessly lost behind the vigorous spread of the nasturtiums.

For the "pondlet" fill the half-barrel one-third full of sand and marsh mud; put several cat-tail roots in this, with some water lilies; then add the water and a few gold-fish and tadpoles.

(Continued on page 308)



Details of the summer-house planned for the far end of the main axis. At the left is the side view, at the right the front view along the path. These built-up wood columns may be bought in well designed stock sizes

HOUSE AND GARDEN






"THESE ARE THE DAYS WHEN BIRDS COME BACK,
A VERY FEW; A BIRD OR TWO
TO TAKE A BACKWARD LOOK."—Emily Dickinson

Sofa Pillows of Character

EVEN IN HOMES WHERE GOOD TASTE IS EVIDENT IN EVERY OTHER BRANCH OF INTERIOR DECORATION THE CUSHIONS AND PILLOWS ARE TOO OFTEN BANAL—SOME PRACTICAL SUGGESTIONS AND CONSTRUCTIVE CRITICISM

BY BIRDALINE BOWDOIN

Photographs by the author and others



A ROW of sofa pillows leaned against the window. From the coverings of intensest blue, red, yellow, green, violet, looked out upon those who passed in the street, a "Christy girl" in golf clothes, a "Gibson girl" with tennis racquet, Holland's Queen in Friesland head-dress with real gold design, a still-life group of briar-wood pipes floating through gray clouds of embroidered smoke, the burning cinders bright with reddest silk, a box of safety matches following in its wake with a few cigarettes sprinkled here and there to fill in, with words of playful encouragement to smokers. For the rest the wearied observer only caught a glimpse of bunches of violets and interminable fluttering ribbons with bows and ends.

What of inappropriate inconsistency awaited the visitor with temerity to venture within, who can tell?

And yet it is not always safe to judge by the sofa pillows, as to what the room contains, because often people who have good taste in all other things will allow the sofa cushions to proclaim in loudest terms of discord that here the owner has lost all sense of harmony, order or fitness, and accepts whatever the trade-designer offered.

In this one small thing art suffers more abuse than in any other part of the house furnishings.

The sofa pillow! A room may be perfect in every other particular, but glance at its sofa pillows, and generally speaking, what a jumble of inharmonious colors, what execrable designs, what scrappy materials abound even upon one small divan!

One vital law of design that ought never to be lost sight of, but which so often is disregarded in building sofa pillows, is this:—No realistic motif (as birds, butterflies, flowers, human beings, animals) should ever be used where, if it were as real as it looks, it would be hurt, broken, crushed or killed; or where in its turn it would cause any discomfort whatever.

To paint natural butterflies upon a tile where a hot tea-pot is to stand, to have human beings, too frail to hold upon their shoulders heavy masonry, placed as

columns to buildings, to have animals or flowers on carpets where heavy furniture would crush them, to have golf balls and clubs, lighted pipes, sharp-pointed or hot things on places where one wishes comfortably to rest one's head—and many others, are all instances where this law is ruthlessly broken.

Any of these motifs could, however, be used if they were so conventionalized that the real feeling of life and throbbing vitality is overcome. The queer square animals and men and flowers the rug people use in their designs never would cause anyone to feel that they are aught but amusing flat masses. Even their coloring is conventional, for the color and the form are considered so closely together that one departs from nature in just proportion to the other.

Sofa pillows are very important factors for comfort in the informal rooms. In these contradictory days of hardest endeavor and welcomed relaxation, when we sink gladly into the soft depths of a cushion-covered divan, the sofa pillow can hardly be too much emphasized.

The ideal divan should contain one or more long, firm cushions, enough to extend along the back for a substantial prop. These would hardly need decoration, but might be simply covered like the divan itself. Then have the softer cushions, stuffed with feathers, to pile under the head and elbows; and finally, the soft down pillows of various sizes to just fit under the back of the head or wherever weariness or indulgent luxuriousness suggests.

For those who love sweet or strong odors the pine-stuffed pillows, not too large and not too tightly filled, lend an added charm connected with the memories of the past summer and dreams of the woods.

Or there are moments when, only partly reclining upon the divan, one wishes a foot-rest, and here the floor cushion is more than appreciative. Round or square, made of a beautiful tapestry or heavy upholstery material, and stuffed firmly with hair or excelsior, felt or cotton, these are beautiful and of the greatest comfort. The side which rests on the floor is made of



Choose your sofa pillows with a studied regard for what is suitable in design and harmonious in color with the setting, not forgetting also to select material that will be durable



For variety, try one or two pillows with a border across two parallel sides, securing an oblong effect

closely woven canvass, leather or any dust repelling material. Moreover, they are charming to sit upon before an open fire, informally to sip tea or coffee taken from the low tabourette standing near at hand.

For the other rooms, beginning with the bedrooms, there are the dainty little odd pillows of soft, light, filmy material for daytime use on the bed. These may be as frivolous as one could wish—lace and silk, batiste or mull and in delicate light colors. They should be of the dominant color of the room, however, and sometimes even bedrooms are quiet and restrained in color and furnishings and low in key.

For the smoking-room, where the furniture is leather-covered, the cushions might well be made of leather with tooled surface or border pattern in conventional or geometric design and wondrous color, or leather appliqué, or strong firm stitches of heavy silk; again broadcloth or tapestry in plain colors with leather border or appliqué. Some should be very heavy, firm pillows, while others can be softer. Of greatest comfort are the long, narrow, quite flat cushions to be used on the foot-rest. How is it possible to generalize in speaking of the cushions for the rest of the house?

Any material may be used, any method employed, any size, shape or weight made, provided that the finished pillow is in harmony with the room and is beautiful.

As they are only a completion of the sofa or couch or divan, the material used should so harmonize that the pillow takes its place and does not obtrude upon the eye of the beholder. The safest thing would be to use the same material as that used in the rest of the room, and where variety is wanted the design might be different upon each one, provided it is the same type of design and if the contrast is not too strong between background and motif. Sometimes, however, in the room, great need may be felt for one or even several strong notes of contrast to repeat a color found in the lamps or vases or even in the rug, and these may be supplied by the color of the pillow itself or by its decorations. The rest of the pillows would be the same as the hangings or upholstery of the room.

We do not wish to have the pillows look as though they were bought one by one without reference to the room they belong in, but as though they were integral parts of one great unit.

Care should be taken in selecting



A design of irregularly spaced spots for an oblong pillow; one of the pillows illustrated at the right shows the design as executed



For across the end of an oblong pillow. Why is it that nearly everyone seems to think a pillow must be square?



With block print, stencil or appliqué, dull colors may be applied to bright ones or vice versa

the material even as in selecting the upholstery stuff, for its durability and its possibility of being cleaned. Nothing is so uninviting as a pillow that looks faded or used or soiled!

Designing a pillow is no easy matter.

It is a problem, this pillow. Yet it offers wide opportunities for originality in motif and treatment. It may have a small conventional all-over pattern delicately woven into its surface, here and there bright threads balancing masses of more neutral tones. Or a border may be richly embroidered, forming an enclosing frame for the plain center where the head may lie. The border may be plain with a diaper pattern in the central square. The border may run across two parallel sides, giving the pillow an oblong effect; indeed, the pillow may be oblong as well as square. Irregular spots of pleasing proportions placed at exactly the right distance from each other, stiff formal masses symmetrically placed, or graceful curves traced in outline—all are permissible, and to gain as an end a thing of artistic merit, any method is right which will give the result.

Embroidery gives an opportunity for the play of color that so delights the eye; by appliqué larger masses of flat beautiful color and surface may be contrasted with the stitches used to hold it together. With block print or stencil, variations of dull colors may be applied to bright ones, darker to lighter, more intense to neutral and a certain mystery of effect may be gained thereby. With these two last, certain spots may be accented with silks which give a sparkle and zest to the otherwise too obvious result. With the loom or tapestry frame the whole material may be woven, as an expression of one's own idea.

The final step in a sofa pillow is the finish for its edge.


Cord and perfectly plain seams give a severe formality of which one never could tire. A flat hem, from one and one-half to two inches beyond the cushion, adds to its size, and is simple enough. Couching stitches hold the pillow in place. Lacing, where narrow material is used, with the hems at two ends, even wider than two inches, gives a variety of finish.

Ruffles, fringes, bows of ribbon, rosettes and all things of like nature are frivolous, and only suitable in rooms whose character is in harmony with such trifles.

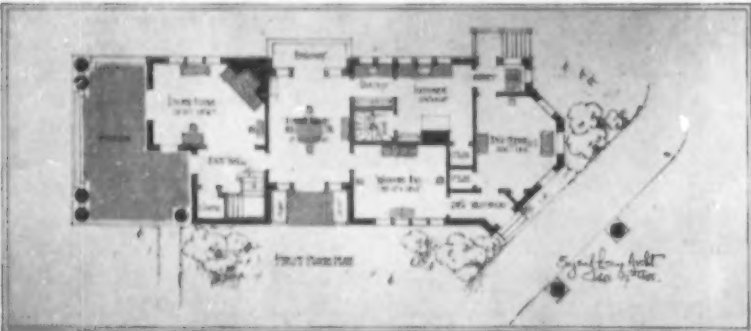
Look over your pillows; do they truly represent your taste and best judgment, or have you, too, been careless of this important matter?



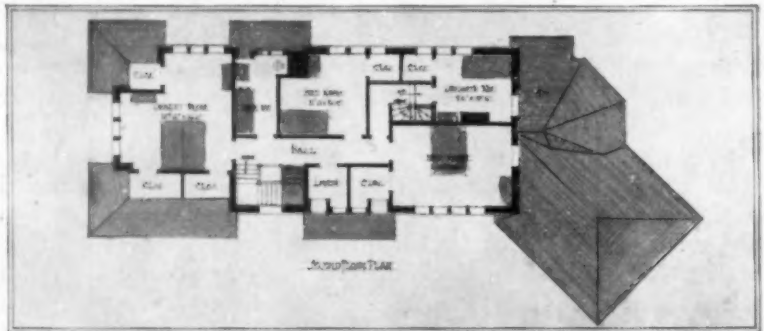
A cushion cover in Greek lace, designed and executed by an English craftsworker



The front of the house, with the entrance to the doctor's office under the porte-cochère at the right and the family entrance at the left. The land originally sloped sharply away from the highway shown in the foreground, but by filling in the front of it and making the house a story higher in the back, a rather unpromising site has been reclaimed



Skilful planning has given the doctor's office a well lighted end, with its vestibule and waiting-room isolated from the living quarters



It is interesting to notice that the architect has put all the bedrooms but one at the rear so as to get the view over the valley



The central feature on the highway side is the recess at the end of the dining-room. It serves as a substitute for a front porch

THE HOME OF
DR. R. R. RYAN
AT
SCARSDALE
NEW YORK

Eugene J. Lang, architect



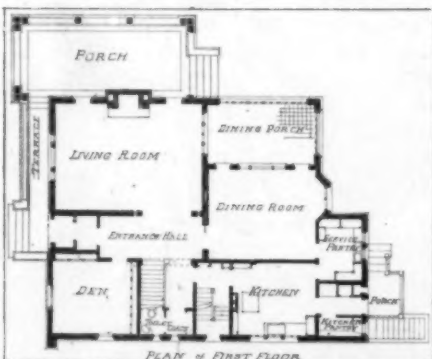
A warm gray stucco is used for the walls, with natural shingles and white wood-work, excepting a dull blue belt-course



A light and accessible basement is entirely above ground at the rear. The central balcony opens from the dining-room



Mr. Roloson's home on the Lake Shore Boulevard is an example of the so-called "Chicago School" of architecture discussed in the October issue. Ignoring precedent, the designers work for a rational expression of their floor plan and the materials to be used



A dining-porch secluded from the street is a feature of the first story



A recess was left in the cement terrace wall for a row of geraniums and trailing plants



A sleeping-porch is reached from the owner's and boys' bedrooms



Leaded glass has been extensively used throughout the interior. On the right the dining-porch is shown, made bright with ingenious flower-boxes on castors

THE HOME OF MR. R. M. ROLOSON, EVANSTON, ILL. *Tallmadge & Watson, Architects.*



Inside the House

Timely Suggestions and
Answers to Correspondents



The Editor will gladly answer queries pertaining to individual problems of interior decoration and furnishing. When an immediate reply is desired, please enclose a self-addressed stamped envelope.

A Suggestion for Colonial House Furnishing

THE dark red Colonial house with green shutters and white facings, described by Mrs. J. B. K., Jr., in her recent inquiry, can surely be made attractive and livable at a moderate cost with not a touch of the stiffness and formality which is dreaded. The home in the country town, where one lives all the year round, should carry an air of permanency in its furnishings which is not always found in the formal winter house or in the summer bungalow.

The yellow-toned striped and blind-figured papers in this house are well-chosen but limit the hangings and coverings to the duller tones of yellow, gold, ecru and brown. From the description of the house we could almost have wished for the walls of one room at least—say the living-room—to be covered with one of the reproductions of the old Colonial large-figured and dim-toned paper, with a little bright color.

The Colonial hall running through the center of the house should be made livable if wide enough, with an old settle, a wing armchair, a mahogany table, a mahogany mirror hung crosswise, and a few small chairs. The white woodwork and the yellow paper will bring plenty of sunshine and light, and the fan lights and side windows of the front door may be curtained with light ecru net or scrim.

The east room or living-room should make a very attractive family gathering place, with its large and small windows on one side, the old brick fireplace and white painted mantel, and the French window—also with fan-light—opening on the piazza. The French window, if curtained with a soft plain or fancy ecru net, should have this fastened close to the window at both top and bottom. The heavier curtains, arranged in Dutch-Colonial style, hang full at each side, with valance at top; these may be of heavy mercerized linen, or buff with green and brownish figures. It is desirable to cover the furniture with heavier material than the curtain stuff, because of the wear and tear. The couch and chairs to be re-covered

would tone in well with dark golden brown wool tapestry or velveteen. The Oriental rug, with old rose, black, dark brown, blue and tan, will have sufficient color without using rose color in the hangings, which would not tone in well with the yellow paper. Excellent rugs at moderate cost are of domestic make, with Oriental colorings, and should be selected to harmonize with the general ecru tone of the room.


For library hangings, which should not darken the green-papered room too much, ecru challie with large green conventional rose, is effective. In the small bedroom with white and yellow striped paper, and yellow and pink border, a striped and flowered cretonne or linen should be used for the hangings, with ecru or coffee background. If the white furniture has a smooth surface it could be handpainted with delicate garlands of flowers, or treated with decalcomania transfers or stencil work. The larger bedroom, with wide satin-stripe yellow paper and ribbon and pink rose border, with its brass beds and mahogany furniture, needs a small figured chintz in soft yellows and green. Use a rag rug in brown tones for this room; and a light hand-woven washable rug in yellow and white for the small room. K. N. B.

Scrim for Window Curtains

SCRIM is now much in vogue for window curtains. It is not, however, just a passing fad, as it has gained its popularity on its merits. For many years scrim has been advocated by authorities on home decoration, but it is only recently that ready-made scrim curtains have been sold in the shops. Scrim not only has a charming texture and appearance, but also possesses that important requisite—durability.

Perhaps the art of stenciling is in some measure to be credited with the increased sale of scrim, as the material adapts itself particularly well to stencil treatment. In my own bedroom hang curtains of cream-colored scrim, stenciled with a design of Tudor roses in green and pink. These curtains I stenciled eight years ago; they have been in constant use ever since, and have stood repeated washings—a fact which speaks volumes in favor of both scrim and stenciling.

Formerly scrim was made only as a plain material in several grades, but now the manufacturers are bringing out novelties in barred scrim, mercerized striped scrim, etc. Many of these new materials are charming indeed.



Scrim is one of the most effective as well as one of the least expensive materials for curtain material. A pair three yards long and forty-eight inches wide, with drawn-work and hemstitching, can be bought for \$4.50

Plain scrim curtains, thirty inches wide and two and a half yards long, can be bought in the shops for \$1.65 a pair. Scrim curtains with drawn-work and hemstitching can be bought for \$4.50; these are three yards long and forty-eight inches wide. They are suited both to costly and inexpensive rooms.

Some of the ready-made curtains are trimmed with a cotton lace edging which makes an effective finish. Pretty edgings may be bought for as little as three cents a yard and are to be recommended for home-made curtains.

Scrim can be bought by the yard for twenty cents. An excellent quality, forty-eight inches wide, sells for forty cents a yard. Most of the novelty scrims sell for about forty-five cents a yard.

DOROTHY TUKE PRIESTMAN

An Effective Stair Landing

IN the living-room of Mrs. R. H. Hillis' attractive house at Greenwood Lake, N. Y., Graham King, architect, a heptagonal jog forming a five-sided bay-window, which juts out over a cobble foundation, makes a landing and turning-place for the stairs, which would otherwise either have to encroach on the space of the living-room or else make a short, sharp turn. The expanse acquired by the sweep of the stairs into the bay-window adds much to the apparent size of the living-room, in addition to furnishing a flood of light in the room as well as on the stairs. There are three casement windows opening outwards, and two blank wall spaces reserved for bookcases. The other two sides of the heptangle are occupied by the two stair sections. The



Exterior and interior views of a corner bay that lights the landing of the main stairway and makes an attractive feature of the interior

wide window seats are especially inviting, and the unusual shape of the landing makes a space large enough for a couple of chairs. The wide overhang of the roof serves as an awning.

K. N. BIRDSALL

An Instantaneous Hot Bath for a Cent

THE writer, going from a New York suburb where a trip had to be made to the kitchen to "light the boiler," followed by a wait of fifteen minutes before the water would be hot, visited in a small West Virginia town where the progressive host supplied instantaneous hot baths from a boiler installed in the bathroom. The only labor was the lighting

of a match; in a second the hot water was pouring from the faucet; and when the faucet was turned off, so was the gas, and there was no danger of escaping gas nor any waste of water. The boiler is not unsightly; it does not occupy any floor space; it is made of copper, with brass valves, nickelplated and highly polished, and rests on a white enameled steel shelf. With gas at 80 cents a thousand, it takes but one cent to heat twelve gallons of water—a plentiful bath for anyone. If you have natural gas in your house, the cost of heating water is much less. If you happen to be one of those unfortunates who never can get enough hot water here is a solution of your problem. The cost of installation is from \$23.50 to \$52.


K. N. B.



Some of the new curtain materials. On the left, a net trimmed with braid and buttons, in white and in arabe, called "Colonial Marie Antoinette," 3 yds. long, \$3.50 a pair. The middle illustration is from one of a number of Austrian prints that come in many colors and are washable; 50 ins. wide, 3½ yds. long, \$5.75 to \$7.25 a pair. The last illustration shows a colored madras that is 40 to 50 ins. wide, 3 to 3½ yds. long, and costs from \$3.75 to \$12.50 a pair, according to quality



Garden Suggestions and Queries



The Editor will be glad to answer subscribers' queries pertaining to individual problems connected with the garden and grounds. When a direct personal reply is desired please enclose a self-addressed stamped envelope.

WITH the current issue, this department falls into new hands, so with your permission the new editor is going to drop the attitude of the honored "we," and for a few minutes, at least, talk right out in meeting.

I want to say, to begin with, that the people who are getting their recreation from the sort of things that this magazine talks about are having more fun and having it more days in the year than all the hunters, fishers, golf-cranks, aviators, baseball fans, automobilists and post-card collectors that ever looked forward to a two weeks' super-heated and mosquito-punctured vacation. Because they have ever before them that most entrancing of all possibilities—the possibility of *creating* something. Even the camera fiends haven't as great a field of possible enjoyment.

Therefore, to every reader of this magazine I am going to suggest at the outset, and as *the* one big thing not to be forgotten for a moment—The Making of an Individual Home. Have you ever gone along a street in a residence section and noticed how many houses you didn't notice? And then suddenly you would happen upon one that would make you stop short. The magic touch of individuality was upon it. You stared until you feared the police would get suspicious, and from the next corner turned to look again. It may have been but the arrangement of a few shrubs, or the way the white Clematis was trained along the porch, but the great thing had been achieved; and I can imagine how the owner anticipated getting sight of it every night as he swung off the car at his crossing, instead of plodding along to look up for his "number."

That is the thing to aim at—a home every corner of which, outside and in, will mean something to you, because you have *made* it. The great thing is to get the idea, to paint the picture in imagination first. Let it be an impressionistic one to begin with, and soon you will find yourself turning every opportunity to the filling in of the details, the discovering of formerly unforeseen possibilities.

But dreaming alone, of course, will not put the paint on the canvas. Even at this dull season of the year there is much

to be done outside. The chances are, too, that some things have been left undone, from the last two months.

Work in the Vegetable Garden

AS freezing weather is likely to set in in earnest any time now, all vegetables to be stored for winter should be attended to. The squashes have of course been taken in under cover, but should now be put in some place where there will be no possibility of the frost's getting at them, and where they will be perfectly dry. Store carrots and beets, if not already attended to, after being dug and dried off, in boxes of clean dry sand, also some of the salsify and parsnips, though these will not be hurt by frost, and those not dug will be ready for use in spring. On a dry day, if the celery has not been stored for the the winter, attend to this, as directed in the September issue in the article "Grow Your Own Vegetables."



An amateur gardener who doesn't like the way sweet alyssum droops over the edge of a border upon the lawn, getting in the way of the mower, asks for a good substitute. Here it is: get a dwarf variety of *Ageratum*, such as *Little Gem*. It makes a trim, stiff edging plant and blooms all summer.

If you can get a few wheelbarrows full of old manure, mulch your rhubarb plants and asparagus beds. This protection will enable them to make an earlier start in the spring. Also, if you have a small greenhouse, or warm cellar, dig around a few clumps of the former with the spade, leaving them so that they may be lifted out conveniently when frozen, and taken in about January 1st. If done at once, seeds of kale and spinach for next spring may be put in, if the weather permits.

Spade up and sow to rye every bare spot of ground.

In the Flower Garden

SEEDS of all annuals which may be wanted again should be gathered; and of hardy herbaceous plants, if this has not been attended to. See that all bulbs, such as gladioli, cannas and dahlias, are cut back to within a few inches of the ground before frosts get them.

Be sure to note, if you have not already done so, what plants you do *not* want in the same places next year, and take out or transplant them now. If you have neglected to make a plan of your garden, do it now; and if there are any spots which can be improved upon, indicate where they are. Also see to it that any plants or vines needing winter protection are not neglected too long. Many of the roses will do better with a manure mulching, and some need tying up with straw. If there are any garden plants you wish to save, that are not yet frozen but seem too big to take into the house, remember that most of them can be severely cut back and potted, and will bloom again freely upon new growth at just the time of year when flowers are hardest to get. Except where plants have been frozen, you may also save some by taking cuttings, which are rooted more easily in October and the first part of November than at any other time. Select new growth firm enough to snap when bent.

About the Grounds

IF you have not yet in your possession a good nursery catalogue, get one at once, for there is undoubtedly a place for a few shrubs about your home; and con-

a few shrubs about your home; and, considering the number of years they last, the expense is practically nothing. *Hydrangea paniculata*, var. *grandiflora* and some of the other hardy shrubs should receive your attention this month. There is no mystery about planting them. Get a few. The same may be said of the hardy lilies—especially the Japanese lilies (*auratum*s); they cost little or nothing, require no care, except planting, and are a joy forever.

There's a big chance that some spot about your house would be improved one hundred per cent. by a few dollars spent for grading or draining. Don't put it off till next spring, for it's better done now. A few ordinary land-tile, to be had from the masons' supply house, or even from the lumber yard, laid without cement, end to end, under any part of your land upon which the water settles, will do wonders toward making it earlier in the spring.

Then any dead wood in your shrubs, vines or trees should be cut out. If the branch was a big one, paint over the stub, which should be close against the trunk, and kept smooth. Rake up all trash, dead leaves, etc., but instead of burning them, put them where they will rot down, and they may be mixed with old lime, rotted sod or anything else that will rot and serve as manure next spring.

Remember that it costs you nothing to make your grounds beautiful on paper; and that the more planning and studying you do, the further what you spend will go. The florists' and nurserymen's catalogues are not expensive and contain lots of good stuff. Send for a few, and study up on the subject of making your home a Place Individual. You can't do anything that will give you in the end more satisfaction than this.

Keeping Azaleas in Flower Indoors

LIKE many others I have found it almost impossible to keep azaleas and rose plants in flower, in good condition while in the house. I have had many wonderfully beautiful plants, but the result has always been the same until I had about given up all hope of ever being able to keep them in the house. By good chance I happened into a greenhouse while they were potting azaleas, and my difficulties were quickly solved by the gardener. As a practical demonstration he showed me an azalea plant. I noticed that the roots were in a hard, compact mass, quite large in proportion to the plant. When he put the plant in the pot he rammed the earth about the roots with a stick. Not with gentle taps, but with considerable strength. "These plants," he said, "have been thoroughly soaked before potting, otherwise it would take a long watering to enable the water to reach the roots. Improper watering is the cause of azaleas and roses failing to do well in the house. Sprinkling on water every day may answer for some plants, but you can readily see that with an azalea, in its



The only way to get water to the compact roots of azaleas is to soak the whole pot occasionally in a bucket of water

tightly packed earth, it will take something more than a sprinkling to do any good. As a plant in full flower sometimes carries hundred of flowers, the amount of water that can be absorbed is considerable. Don't sprinkle your plants. Soak them; and do this by putting the pots in a pail of water and leaving them there until thoroughly soaked. The time to do this soaking is when you first receive the plants. Don't wait until there are indications of trouble, evidenced by falling and discolored leaves. At such a time the harm will have started, but even then a thorough soaking will check further damage. If you will water your plants as

they should be you will have no further trouble with them. After your plant has finished flowering, just pinch off all the old flower buds and plunge the plant in the ground outside during the summer months. Water it and keep it syringed, and in the fall it will be ready for another season."

I followed his advice and since that time I have never lost a leaf on either my azaleas or rose plants while in the house.


An Erect Edging Plant

I WAS very much interested in the article, "Making the Vegetable Garden Beautiful" in your valuable magazine, and in formulating a plan for my next year's garden I write to ask what I can edge my grass paths with. I have sweet alyssum in my flower garden, but it lays over on the grass paths, and is very troublesome when the paths are mowed. Dwarf nasturtium is equally annoying. It seems as though it needed an edging plant that was stiff and wiry. Thanking you in advance for any information.

C. B. H.

Your objection to the use of sweet alyssum as an edging plant, excepting along a gravel or brick paved path, is a natural one, for it is a rather laborious matter to keep the plant sufficiently restrained to keep out of the way of the lawn-mower.

We would suggest that you use hardy candytuft (*Iberis sempervirens*). It is a perennial and nearly evergreen, growing about eight or ten inches high in a very trim and neat manner. Another variety which is lower is called "Little Gem." If you want an annual we would suggest ageratium, the variety "Blanche" for white or "Stella Gurney" for blue. This blooms all summer.



One hears a lot about the value of a compost heap, but they are too frequently more unsightly piles of brush, plant tops, etc. On this Philadelphia suburban place a stone-walled excavation was made behind a clump of shrubbery

Ingenious Devices

LABOR-**SAVING** SCHEMES AND SHORT CUTS IN THE HOUSE AND IN THE GARDEN

Sticky Paint

DOUBTLESS many women have painted something about the house, as I have done, only to have it refuse utterly to dry. As our old colored man says, "Dat's de stuff dey sells you alls, so you hab to hire a man whut *knows* paint to do it ober."

His sarcasm goaded me to one more effort. Before sand-papering it off and trying their paint, as a dealer advised, I coated the sticky green paint with common varnish, and lo, my porch chairs were as dry and glossy as new.

This may not work over some amateur painting, but don't send for the "man whut *knows* paint" until you have at least given the varnish expedient a trial.

L. McC.

Don't Close Faucets Tightly

NEVER close your faucets tightly, as so many people do, by screwing them down after the water has ceased to run," a veteran plumber told me. "It will ruin the washers in a short time, and then the faucets will continually drip." I have followed his suggestions with the best of success, and think that it is thoughtlessness or simple ignorance that makes so many people handle them in the other manner.

F.

Winter Window-Boxes

MANY people leave up their outside window-boxes during the winter for lack of place to store them. I recently saw a beautiful effect produced by filling the boxes with hemlock branches set upright in the soil like miniature trees. The ugly effect of the empty boxes was rectified, the glimpse of green from the windows within was very pleasing, and their burden of feathery flakes during a snow-storm was most beautiful. The house remained attractive all winter.

A. M. A.

Keeping Silverware Bright

SILVER will keep bright much longer if kept in cases made of canton flannel. If pieces of gum camphor are placed

in a box with silverware that is in daily use, it will prevent the articles from tarnishing. It may also be used in the canton flannel cases.

C.

Loose Electric Lamps

NEVER use an electric lamp which has become loose in its metal socket. The writer was carefully removing such a bulb when it went to pieces, throwing the glass around and making a violent report. The lamp-shade, fortunately, protected the writer's eyes, and although his hand was covered with glass, it was not cut. Undoubtedly the glass bulb broke because of its becoming loose; when any lamp becomes so, discard it at once.

C. K. F.

Electric Torchlight Batteries

WHEN buying new batteries for the "flashlights" bring along your case containing the lamp itself. Then you may purchase any battery that lights it the *brightest*. Remember that there is a wide variation in these batteries, and it is the best economy to purchase only the ones that have the greatest lighting power at the start, for that indicates that they are "fresh." Some stores now have a lamp which they use to test each battery sold, giving the customer only perfect ones.



Along the rear of a rather large country estate runs an electric car line. To afford a place of shelter and rest while waiting for the car this structure, which has in it a practical suggestion for a summer-house in any locality, was erected on the fence line, with a pair of gates and seats. Oswald C. Hering, architect

But as many stores do not have such a device it is well to take your case each time.

F.

Draining the Water Pipes

I WAS much surprised to find the water pipes frozen after I had carefully shut the water off the night before and at the same time opened the way for the water to drain out through the combination stop-cock and drain-cock. As everyone knows, it is necessary to drain off the water that is in the pipes after shutting off the main supply. The trouble is that the water in the pipes will not always drain off through the opening at the main supply stop-cock unless you open

wide a faucet at the far end of the pipe. This is because the water is held in place by a vacuum which can be broken only by letting in the air at the upper end.

It is always best to leave a faucet open when shutting off the water for any reason, even in the summertime. This permits the air in the pipes to pass out when the water is turned on again.

C. K. F.

To Clean a Table Pad

TO clean a dining-table pad, dissolve half a bar of some good white soap in hot water, and when cool add two table-spoonsful of gasoline. Add this mixture to enough warm water to cover the pad and let it soak two or three hours. Then wash in a solution the same as above and rinse well. This is especially good for removing spots made by cream and it leaves the pad clean and white.

O'C.

To Clean and Toughen Matting

ALL mattings, especially the rugs of Japanese fibre so popular for bedrooms, are not only greatly brightened and improved in appearance, but are toughened and made more durable by frequent sponging off with wet cloths. No chemicals are needed, just the pure, cold water.

L. McC.



MARY GARDEN

one of the world's greatest sopranos, and noted portrayer of
SALOME, MELISANDE, LOUISE, etc., writes regarding

The *Knabe*

THE WORLD'S BEST PIANO

Messrs. Wm. Knabe & Co.

Dear Sirs: In your charming Mignonette Grand I have found the piano which has completely satisfied the demands I put it to in supporting my voice.

Such symmetry of form, such adaptability to any space, with so great resources of tone, combined with an action that responds to the gentlest touch, make the instrument both rare and inimitable.

Sincerely yours,

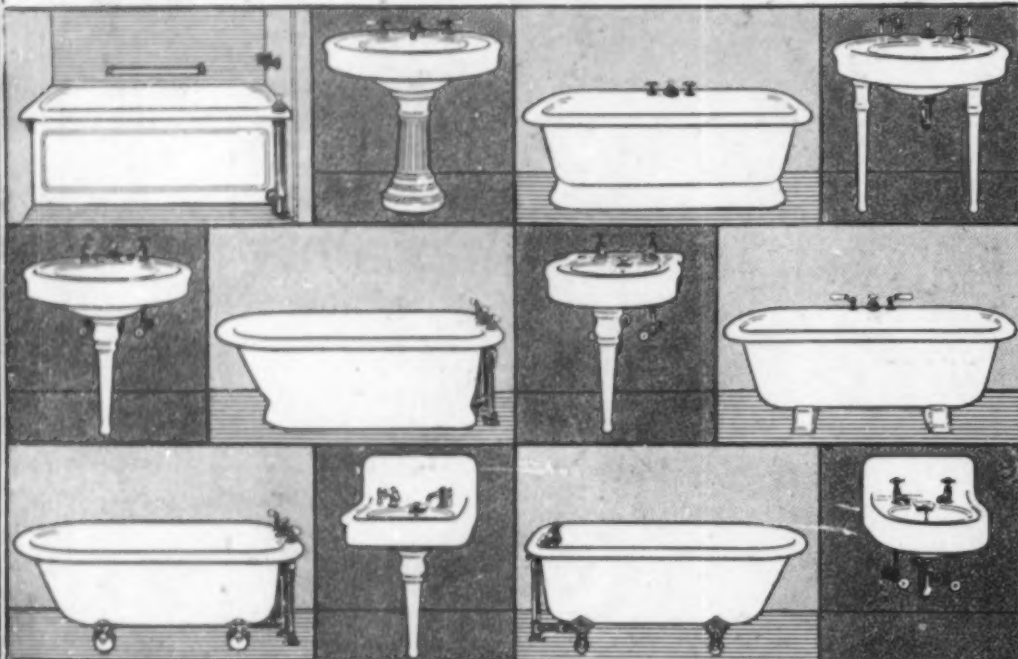
March 7th, 1910

Mary Garden

The above offers fresh evidence of the fact that the KNABE pianos have been pronounced BEST by three generations of eminent artists and connoisseurs the world over

Wm. KNABE & Co., New York City

MOTT'S PLUMBING



FIFTY years ago The J. L. Mott Iron Works made the first enameled iron plumbing fixtures in America.

Improvements in manufacturing methods and design have been continuous, and today Mott's Enameled Iron fixtures also represent the highest development in the production of this ware.

Mott's Enameled Iron fixtures are made in a wide variety of designs, and are adapted for small residences, apartment houses, and other buildings where material of good quality at moderate price is desired.

MODERN PLUMBING—Our Booklet "Modern Plumbing" shows where and how enameled iron fixtures should be used to secure the most satisfactory results. It shows 24 bathrooms equipped with Imperial Solid Porcelain and Enameled Iron fixtures, ranging in cost from \$74 to \$3,000. Sent on request with 4c. to cover postage.

THE J. L. MOTT IRON WORKS

1838 *SIXTY YEARS OF SUPREMACY* 1910

FIFTH AVE. AND SEVENTEENTH ST., NEW YORK

TO MAKE SURE THAT YOU ARE
LOOK FOR THE MOTT



BRANCHES: Boston, Chicago, Philadelphia, Detroit, Minneapolis, Washington, St. Louis, New Orleans, Denver, San Francisco, San Antonio, Atlanta, Seattle, Indianapolis and Pittsburgh.

CANADA: 138 Bleury St., Montreal
GETTING GENUINE MOTT WARE,
LABEL ON EACH PIECE.

A Butler's Pantry Door

should swing both ways; should close gently and without noise and stop at once at the centre without vibrating. The only way to accomplish this is to use the "BARDSLEY" CHECKING HINGE. It goes in the floor under the door and there are no ugly projections on the door.

JOSEPH BARDSLEY

147-151 Baxter Street

New York City

A Bungalow Colony in a City

(Continued from page 291)

interesting chimney-piece of cobblestones or clinker brick. Pantries, china, linen and bedroom closets are excellently worked into seemingly waste places, and with unusual success the sleeping and service portions of all these bungalows are cut off from the living-room by a careful placing of the hallway and the massive chimney.

Though planned to accommodate a group of congenial people and to remain under the supervision of the company in all matters of care and common service, this group of buildings affords as much privacy as is possible in houses set so near together. No two kitchens face each other, yet in no case does the kitchen of one cottage interfere with the living-room of another. Careful planning and the use of high casement windows over the book-cases or window-seats in the living-rooms have obviated this apparent difficulty.

Each cottage has its vine-covered porch or terrace, its bit of lawn and flower-bed; while on pleasant afternoons congenial neighbors may come out from the seclusion of their own houses and take tea together under the pergola on shady seats around the central fountain.

Making a Garden of the City Back Yard

(Continued from page 295)

At the corners of the summer-house plant grape-vines, enriching the soil very strongly. Draw up the shoots with strings until they reach the top; and it will be only a few weeks before they have spread a thick shade of broad leaves over the open rafters.

Down one or both sides of the garden, outside the hedge, plant small thin-foliaged trees; a row of dogwood or redbud, for example, will be joyous enough in early spring, but peaches with their clear pink blooms and bright fruit, are pleasing to more than one sense.

Of course one may make many variations on this simple design. For instance, the water pipe may be omitted, and an occasional dash of the hose depended on to keep the pond fresh; or, indeed, pond and all can be left out and a sun-dial or bird-bath substituted. Again, arborvitae, tree-box or holly might be used instead of privet for the hedges, though these will not give you the desirable height in so short a time. One could go on endlessly to suggest possible changes. But keep always the main thought in mind: the little garden-walk, stretching away between green walls that shut in the flowers and sunshine and shut out the world.

Undergrowth for Evergreens

HEATHS form a family of plants especially adapted for use in connection with planting as an undergrowth for Evergreens (conifers), especially around

Pines. As every experienced landscape gardener knows, grass growing right up to the very tree-trunk robs the tree of the moisture its soil would otherwise furnish it. On the other hand, an undergrowth of broad-leaved saxifrages, dwarf Andromedas (Pieris) or the like will shade the soil and be welcome neighbors to conifers.

What May Be Grown in a Small Greenhouse

(Continued from page 288)

with this delicious salad. As with the carnations, and violets, if there is no part of a bench that can be devoted to the lettuce, a few plants can be grown in pots. If this method is used, the seedlings should be pricked off (see September article) into small pots. When these begin to crowd they will have to be given six to eight inches of room, and the pots plunged in soil to their full depth. But it will be more satisfactory to devote a part of a bench, a solid one if possible and in the coldest part of the house, to the lettuce plants. Well rotted manure, either horse or mixed, and a sandy loam, will make the right soil. The first sowing of seed should be made about August first, in a shaded bed out-of-doors; the seedlings transplanted, as with spring lettuce, to flats or another bed. By the last week in September these will be ready to go into the beds prepared for them, setting them about six inches apart for the loose-head, and eight for the cabbage-head varieties. The bed should be well drained, so that the soil will never stay soggy after watering. The soil should be kept fairly dry, as too much moisture is apt to cause rot, especially with the heading sorts. Syringe occasionally on the brightest days, in the morning. Keep the surface of the bed stirred until the leaves cover it. Keep the temperature below fifty at night, especially just after planting, and while maturing. And watch sharply for the green aphid, which is the most dangerous insect pest. If tobacco fumigation is used as a preventative, as suggested in the September article, they will not put in an appearance. The first heads will be ready by Thanksgiving, and a succession of plants should be had by making *small* sowings of seed every two or three weeks. If the same bed is used for the new crops, liquid manure, with a little dissolved soda nitrate, will be helpful.

If a night temperature of sixty degrees can be assured in part of the house, tomatoes and cucumbers may also be had all winter. If the house is only a general-purpose one, held at a lower temperature than that, they may still be had months before the crop outside by starting them so as to follow the last crop of lettuce, which should be out of the way by the first of April. The seeds of either need a high temperature to germinate well, and may be started on the return heating pipes, care being taken to remove them before they are injured by too much

NABISCO

SUGAR WAFERS



There is nothing more tempting as an after-dinner tidbit than NABISCO Sugar Wafers served with fruit and nuts. Try this suggestion as the finale of the Thanksgiving dinner.

In ten cent tins.
Also in twenty-five cent tins.

CHOCOLATE TOKENS have all the sweet richness of Nabisco enclosed in a shell of rich chocolate.

NATIONAL BISCUIT COMPANY


BORN'S STEEL RANGE

HAS TWELVE VALUABLE FEATURES NOT FOUND IN ANY OTHER RANGE

Here Are Some: Patent Removable Oven Bottoms that do not warp. Adjustable Plus Slides that regulate the draft for different fuels and chimneys. Encased Reservoir heated by patent process—no connections, etc., etc. A glance into our attractive catalogue will quickly show you why private families, large hotels, hospitals, railroads and steamship lines have bought Born Steel Ranges in preference to all others.

Write us to-day and we will send you our booklet, "A Glance into an Ideal Kitchen," and the Born Catalogue giving full information, and the name of your nearest dealer, or show you how you can buy.

Remember Born's Ranges cost no more than the ordinary kind.
THE BORN STEEL RANGE CO., 218 E 9th St., CLEVELAND, OHIO
Makers of the First Steel Range in the World.





A Greenhouse With a Story

IT is a story that tells of a little formal garden in the rear of a city lot and of the U-Bar greenhouse that is tucked away in one corner of it.

But let's start at the beginning, which was the workroom and the one-compartment greenhouse on the right, which the owner thought at the time would be plenty large enough for his requirements. But the next year the benches were so crowded that the cold frames were added at the gable end to take care of what his gardener called "the little stuff." Although these cold frames helped a good bit, still on the following year two more compartments were built on the left. The larger one was at once used exclusively for growing roses.

As the little group now stands, how attractive! it forms one of the garden's boundaries. How entirely fitting that it should be an intimate part of the charming formal garden scheme.

It only goes to show what can be done with U-Bar greenhouses; and proves what we have so many times said, and that is: don't get discouraged because you can't figure out in your mind where a greenhouse can be located to advantage on your grounds.

Let us come and talk it over with you; we will solve the problem even if it means putting it on top of the garage, which has been done successfully.

Whatever you do, let your greenhouse be a U-Bar. There are certain distinct reasons why they are better adapted for private purposes than any other kind. There is much to be said in favor of their exceptional durability and the superior vegetables, fruits and flowers they will grow for you. They are conceded to be the top notch in greenhouse construction. These statements are most conclusively proven in our new catalog—not in a technical, lengthy way, but briefly, pointedly and interestingly set forth. Many are the illustrations and beautifully are they printed.

When sending for the catalog if you would let us know something of your particular needs, or the peculiarity of your grounds, we will be only too glad to make suggestions and perhaps refer to some subject in the catalog as a solution of your problem. If you are in a special hurry to settle the matter, and want to get your house up as soon as possible, then you had better make an appointment for one of our representatives to at once come and see you.



This is the kind of indoor gardens U-Bar greenhouses make possible.

U-BAR GREENHOUSES

PIERSON

DESIGNERS AND BUILDERS



U-BAR CO.

1 MADISON AVE. NEW YORK

shade or by drying out. In sowing the cucumber seeds, pots or small boxes, filled about half-full of a light sandy compost, may be used, these to be filled in, leaving only two plants in each, as the plants get large enough, with a rich compost. If there is a solid bed available, a trench filled with horse manure, well packed in, will act as a hotbed and help out the temperature required for rapid growth. If fruits are wanted for the winter, the tomatoes should be started in July and the cucumbers early in August. They should be given a very rich and sandy soil, and the day temperature may run up to eighty degrees. Until the latter part of spring, when the ventilators are opened and bees have ready access, it is necessary to use artificial fertilization in order to get the fruit to set. With a small soft brush, dust the pollen over the pistils. With the English forcing cucumbers, this will not be necessary. While fruit is setting, the houses should be kept especially dry and warm.

The vines of both tomatoes and cucumbers will have to be tied up to stakes or wires with raffia. They should be pinched off at about six feet, and, for the best fruit, all suckers kept off the tomatoes.

The best varieties of tomatoes for forcing are Lorillard, Stirling Castle and Bonnie Best Early; of the cucumbers, Arlington White Spine, Davis Perfected and the English forcing varieties.

If you do not like to stop having lettuce in time to give up space to cucumbers or tomatoes, start some plants about January first, and have a hotbed ready to receive them from the pots before March first. With a little care as to ventilation and watering, they will come along just after the last of the greenhouse crops.

A point not to be overlooked in connection with all the above suggestions is that any surplus of these fresh out-of-season things may be disposed of among your vegetable-hungry friends at the same step-ladder prices they are paying the butcher for wilted, shipped-about products.

And don't get discouraged if some of your experiments do not succeed the first time. Keep on planning, studying and practising until you are getting the maximum returns and pleasure from your glass house.

Making Cider Vinegar

ANY kind of apple juice will make a cider of some kind if given time, but to make good cider vinegar it is necessary to observe care in the making from the time the cider is extracted until ready for use. In the first place, no matter what variety of apples, they should be nearly ripe but not mellow or dry. Some of the early watery kinds make a poor quality of vinegar, but if helped along by the use of old vinegar in the last stages of making, it is much better than what is usually sold in the stores for pure cider vinegar. The apples should be

clean, but it destroys some of the necessary germs to wash them, and to produce a good grade of vinegar no water should be used, though in order to get all the juice, it is a common practice to pour in a gallon of water and press the pomace again.


The process of making begins as soon as the juice leaves the apple, the first stage being called the alcohol fermentation. If the cider is made in the summer or early fall and yeast added, fermentation will be completed in about three months. If yeast is used, it will take a common penny cake for each five gallons of cider. When this fermentation has been completed, when the bitter taste disappears and it begins to turn sour, pour off the juice and put in a clean barrel, or wash out the same one and return it. It is well to say here that barrels should not be quite full, and the bung should be left out during the entire time of vinegar making. A piece of cloth may be tacked over the hole to keep out flies and dirt. After the alcohol fermentation is completed some old vinegar and a piece of "mother" may be added to hasten making, and in some instances, where the apples contained but little sugar, the addition of molasses and water would make stronger vinegar; but this is rarely advisable.

By following these directions good vinegar may be made in six to twelve months, though if the cider is put in barrels, stored in cellars and allowed to remain without attention it will require from a year and a half to two years to complete the process and make a good grade of vinegar. As soon as the vinegar has reached the proper stage of acidity the bung should be driven in place and the barrel kept tightly closed or the vinegar will deteriorate through evaporation. If one is making several barrels, some of the vinegar should be poured from one of them into the others until they are quite full.

H. F. G.

Cork Floors

A QUIET kitchen is much to be desired, but until it is possible to have domestics manufactured to order, this state of bliss can scarcely be expected. It is, however, possible to make one's kitchen floors so noiseless that much of the kitchen noise is eliminated. The cork floor is a partial solution of the noise difficulty, as well as being absolutely sanitary, easy for the feet and impervious to water, oils and chemicals. Cork tiles are said to outwear any hard material, such as stone, metal, wood or concrete, and their elasticity prevents any abrasion or denting. In making the tiling great pressure is brought to bear upon the material—fifteen inches of loose cork filings—until a hard block of natural cork, one-half inch thick is produced. All the particles are tightly welded together by the heat in the pressure, which softens the natural gum of the cork, and there is not



The Work that Counts

There is no wasted energy, no lost motion in the work of the 'Varsity Crew. Perfect team work, co-operative effort and uniform action are strikingly exemplified.

The same principle of intelligent co-operation exists in telephone communication in its broadest application.

In handling the talk of the nation the Bell operators respond to millions of different calls from millions of different people, twenty million communications being made every day.

Ten million miles of wire, five million telephones and thousands of switchboards are used to handle this vast traffic.

More than a hundred thousand employees, pulling together, keep the entire system attuned. Unity is the keynote. Without this harmony of co-operation such service as is demanded would be impossible.

One policy, broad and general, in which uniformity of method and co-operation are the underlying principles, results in universal service for nearly a hundred million people.

AMERICAN TELEPHONE AND TELEGRAPH COMPANY
AND ASSOCIATED COMPANIES

"One Policy, One System, Universal Service"

RIFE Hydraulic Rams

Require no attention nor expense. Operate continuously.
Complete installation for supplying Dwelling Houses
Greenhouses, Lawns, Fountains and Gardens.



CATALOGUES AND
ESTIMATES FREE.

Operate under a fall of 18 inches to 50 feet, raising water 30 feet for each foot of fall. Develops 80 per cent efficiency. Installed with pneumatic tanks where overhead tanks are objectionable.

We have plants for towns, formal gardens, railroad tanks and for irrigation.

RIFE PUMPING ENGINE CO.

2502 Trinity Bldg.

New York, U. S. A.

Landscape Gardening



A course for Homemakers and Gardeners taught by Prof. Craig and Prof. Batchelor, of Cornell University.

Gardeners who understand up-to-date methods and practise are in demand for the best positions.

A knowledge of Landscape Gardening is indispensable to those who would have the pleasantest homes.

Prof. Craig.

250 page Catalogue free. Write to-day.
THE HOME CORRESPONDENCE SCHOOL,
Dept. 226, Springfield, Mass.



Water Supply Service

for any building—
for any institution—
any place—anywhere

No matter *where* you want water, or *how* much you want, or under *what conditions* you want it, it will pay you to investigate the

Kewanee System of Water Supply

No city water system provides better water supply service. With your own private plant—a Kewanee System—you can have an *abundance* of water delivered under *strong pressure*, to *all* your fixtures and hydrants—to the bathroom, kitchen, laundry, lawn, stables, garage—*anywhere*.

Thousands of Kewanee Systems are in use every day, year in and year out, for supplying city, country and suburban homes, private and public institutions, country clubs, schools, apartment buildings, fraternal homes, factories, towns, etc.

The Kewanee System is a high quality water system through and through. It is the only absolutely guaranteed no-trouble system

Write for our Catalog No. 44 and full information. Estimates and engineering service free.

Kewanee Water Supply Co.
Kewanee, Illinois.

2080 Hudson-Terminal Bldg., 50 Church Street, New York City.
1212 Marquette Bldg., Chicago, Ill.
305 Diamond Bank Bldg., Pittsburgh, Pa.



COMBINE

Varnish and Stain of the highest quality and you have

"MONOVAR"

A perfect finish in imitation of popular woods secured by using

"Monovar"

Rub with pumice stone and water for antique finish, with pumice stone and oil for egg-shell gloss or half-flat finish.

Manufactured only by

SAMUEL H. FRENCH & CO.

Paint & Varnish Manufacturers

4th & Callowhill Sts.,

PHILADELPHIA

Stanley's Ball-Bearing Hinges

Nothing equals them for hanging doors either in

Big Public Buildings or Private Dwellings

Two will frequently take the place of three ordinary hinges, and their action is noiseless and perfect. Made in Wrought Bronze and Steel.

THE STANLEY WORKS

Myrtle Street, New Britain, Conn.
New York Office: 79 Chambers Street

the slightest aperture in which vermin can hide. In laying the tiling all joints are cemented together under pressure so that the entire surface is hermetically sealed—no crack or crevice anywhere for water, dirt, germs or insects. The only cleaning needed is washing with hot water. For bathrooms, laundries, kitchens, piazzas, cork tiling is suitable, and it can be made as decorative as a parquetry floor, in all natural wood colorings, and in small or large square or oblong tiles. The New York Public Library, which will shortly be open to the public, has in it one hundred thousand square feet of cork tiling. The tiling can be laid on any floor base, and its price, laid and finished in any design, is seventy-five cents a square foot. K. N. B.



Book Reviews

[The Publishers of House and Garden will be glad to furnish any books desired by subscribers on receipt of publisher's price. Inquiries accompanied by stamp for reply will be answered immediately.]

Our Flower Gardens. By Harriet L. Keeler. Illustrated. Cloth Cr. 8vo, 550 pp. New York: Charles Scribner's Sons. \$2 net.

This convenient book is a popular study of the life histories of our garden flowers, their structural affiliations, their native lands, set forth in a clear and thorough manner, combined with a charming style. It is, however, more a volume of matter for the garden-maker who has a botanical curiosity, than for the abstract garden-lover, or lover of flowers independent of their life-histories. There are no practical cultural matters included.

Who's Who Among the Ferns. By W. I. Beecroft. Illustrated. Cloth, 16mo, 208 pp. New York: Moffat, Yard and Company. \$1 net.

As its companion volume did with the wild flowers, this book will enable anyone to determine the identity of Ferns without trouble, and with a few minutes' work, to find, simply set forth, the essential facts about. Like "Who's Who Among the Wild Flowers," this handy volume may be carried in the pocket for reference on a woodland tramp.

Vegetable Gardening. By Samuel B. Green. Illustrated. Cloth, 12mo, 232 pp. St. Paul: Webb Publishing Company. \$1.

This is a profusely illustrated handy manual on the growing of vegetables for home use and gardening. As the author is the Professor of Horticulture in the University of Minnesota, the practical information set forth will be of especial value to garden makers in the Middle West.

MURRAY & LANMAN'S FLORIDA WATER



A Perfume for the Most Refined Taste

A leader among leaders.
After being in use for
Nearly a Century
is just as popular as ever,
BECAUSE:


It is a Floral Extract of absolute purity and enduring fragrance; it refreshes and revives as does no other Perfume; it is delightful in the Bath and the finest thing after Shaving; because it is, in fact, the most reliable and satisfactory Toilet Perfume made.

ASK YOUR DRUGGIST FOR IT.
ACCEPT NO SUBSTITUTE!

THE OLD WAY



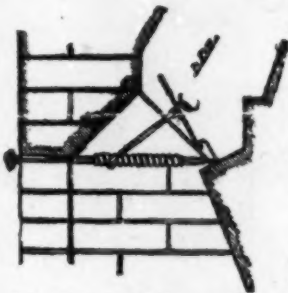
THE COLONIAL WAY



NO MORE SMOKY FIREPLACES

The problem of a PERFECT fireplace solved at last! An absolutely SMOKELESS fireplace guaranteed. No need to poke around in a sooty opening and ruin clothes and temper in an attempt to regulate a clumsy damper that you cannot even see. The COLONIAL WAY makes the escape of smoke into the room absolutely impossible, while the draft is under perfect control to the fraction of an inch by a simple thumb-screw placed on the OUTSIDE of the fireplace

The Colonial Head, Throat and Damper Solves the Problem



It insures that your fireplace must be right in the vital part. Every mason and every architect knows that the head and throat of a fireplace **must** be properly designed and properly constructed if the fireplace is to be a success. But they also know that to get each curve and angle just right is the work of a master.

The mason or bricklayer who builds a Colonial Head, Throat and Damper into the fireplace which he constructs **knows that fireplace is right.**

Saves Fuel The peculiar form of the Colonial Head insures the greatest possible amount of heat radiation from the amount of fuel consumed. It makes the fireplace a practical heating appliance, instead of a clumsy makeshift.

Saves Entire Price in Cost of Erection A good mason will spend more time in forming this portion of a fireplace than would pay the whole cost of the Colonial Head, Throat and Damper. And a poor mason cannot possibly make a mistake on this vital point if he installs a Colonial Head instead of attempting to do the work himself.

If You Are Going to Build a New Home or Remodel Your Old One you will certainly want to install one or more fireplaces. Write us. We have had over fifteen years of experience in fireplace construction and shall be glad to give you the benefit of the advice of and consultation with our experts without the slightest charge or obligation whatever.

Glen Ellyn, Ill., May 3, 1909
COLONIAL FIREPLACE CO.,
Chicago, Ill.

Gentlemen:—I have installed your Colonial Head Throat and Damper with screw attachment and find it does all you promised. I have had thirty years' experience in the building business and never have found anything to equal this damper for a fireplace. It works like a charm and regulates the draft perfectly. And the saving of labor is worth as much as I paid for it. I shall always recommend them to others and hope to use many of them myself. I am

Very truly yours,
ALFRED FOSTER

Write Today Just your name and address on the attached coupon or on a postal or letter will bring you an interesting free booklet and full information regarding this wonderful invention. And if you would like to have a fireplace but do not know just the best way to go about it, write us fully and we will send you the fullest and most complete practical information absolutely without any charge or obligation whatever. We shall consider it a favor to be allowed to get into communication with you whether you decide later to install a fireplace or not. Let us hear from you today.

COLONIAL FIREPLACE CO.
Dept. 1608, 12th St. and 46th Ave., Chicago, Ill.

COLONIAL FIREPLACE COMPANY
Dept. 1608, 12th St. and 46th Ave.,
Chicago, Ill.

Please send me free, and without any obligation, your free booklet and full information regarding the Colonial Head Throat and Damper.

NAME

ADDRESS

NAME OF HARDWARE DEALER



Rookwood Architectural Faience

This illustration shows the seal of Miami University carried out in Rookwood Faience in true heraldic colors, and is an example of what can be done for the color enrichment of buildings.

Rookwood Pottery Company

GINGINNATI
Eastern Office: 1 Madison Avenue, New York



Kelley & Graves, Architects
Boston, Mass.

The New Way—Stain your clapboards

Do not cover the grain with paint.
Bring out all the natural beauty of the wood by using
Dexter Brothers' English Shingle Stains

They not only beautify, they protect, adding years to the life of the wood. And the colors will not fade. The secret lies in the use of the best English ground colors mixed in linseed and our own Dexter preservative oils.
Let us help you with your color scheme. Write for booklet and sample miniature shingles TODAY.
DEXTER BROTHERS CO., 115 Broad St., Boston, Mass.
Branch Office: 1133 Broadway, New York
Makers of Petrifax Cement Coating.

Agents: H. M. Hooper Co., 651 Washington Boulevard, Chicago; John D. S. Potts, 218 Race St., Philadelphia, Pa.; R. H. McDonald, 619 The Gilbert, Grand Rapids, Mich.; F. T. Crowe Co., Seattle, Spokane, Tacoma, Wash. and Portland, Ore.; Carolina Portland Cement Co., Atlanta, Ga.; Birmingham and Montgomery, Ala.; Jacksonville, Fla.; Charleston, S. C.; New Orleans, La.; F. S. Coombs, Halifax, N. S.



Stain Paint
Stain brings out the grain, gives a soft, velvety appearance.
Paint hides the grain, spoils the natural surface of the wood.

Edward Miller & Co's LAMPS

Decorative Fixtures

The Miller Gas and Electric Lighting Fixtures add an artistic touch to every room in the house. They are made in an endless variety to please all tastes and to match any scheme of decoration. The designs are rare and exclusive, the materials and construction are the very best.



In buying oil, gas or electric appliances, look for this trademark. It is our guarantee, backed by over 60 years of meritorious workmanship.

EASY TO ORDER: You can show this advertisement to your dealer and get him to order for you. He should have Miller Fixtures in stock. Do not purchase anything in this line until you have seen our beautiful products.

Write to us for illustrated booklets, stating whether you are interested in oil, gas or electric lighting.

EDWARD MILLER & CO.
(First Makers of Kerosene Oil Lamps. Est.)
Factory: 15 Miller St., Meriden, Conn.



616



6242



5265



3089



8127



5149



5070



5881



5443



4591



5496

The Carnation Year Book for 1910. Edited by J. S. Bruton. Cloth, thin 16mo, 53 pp. London: The Perpetual Flowering Carnation Society. 1s. net.

This little book is the year book of the British Perpetual Flowering Carnation Society, and contains several short illustrated articles on carnations and carnation growing.

Some Hardy Flowers for Southwestern Gardens

IT is the common lot of home-builders in new countries to meet with failure in their earlier attempts to grow the less hardy and less enduring plants, including flowers and similar ornamentals. This has been particularly true in the Southwest where climatic factors are a severe test for any but native species or hardy introduced ones. After no little experience and observation in the growing of such plants, the writer has prepared this article in the hope that it may be of some help to those desiring to beautify their surroundings.

The plants suggested are hardy, and ordinarily can be depended upon, except in instances noted, to grow, with moderate care. Many of them are flowers that grew in the gardens of our forefathers and hence are hardy throughout the country, being as valuable for the East and North as for the Southwest.

A lack of appreciation of the differences between our winter and spring, and our summer growing seasons is responsible for the failure of many plants, particularly flowers, to make any growth whatever when planted. Too often we are sowing sweet peas and poppy seeds when we should be planting petunias and zinnias. Some of us endeavor to grow the same varieties of flowers here in the summer season that we did in the States farther north and east, and in this we almost invariably fail.

Species growing remarkably well during our winter and spring months are seldom able to make any headway in the summer season. In fact, such plants usually die at the beginning of the hot, dry fore-summer, or at least cease growth and production of flowers and seeds, even with moderate irrigation. Witness, for example, the fruitless attempts at our lower altitudes to grow sweet peas, ten-weeks stock, candytuft, crimson flax, or even California poppies in the summer. And the reverse is likewise true for such varieties as flourish during the hot weather. Seldom do they make any growth worthy of note in the winter season, and usually they are not at all in evidence, having been cut down by the frosts of late fall.

As concerns annual flowers for late winter and spring blossoming, it is true in general that varieties listed in seed catalogues as "hardy annuals" are the ones most certain to thrive during our cooler temperatures. This group is made up

(Continued on page 316)

A Twenty-Six Year Test

on roof shingles, proving the wonderful wood-preserving properties of

Cabot's Shingle Stains

Mr. W. R. Rider, Gloucester, Mass., writes us March 11, 1910: "Twenty-six years back I used your Shingle Stains. To-day in extending the roof these shingles had to be removed. Not a one decayed in the entire lot, and the house is in a very exposed location."

Our stains are made of Creosote, the best wood preservative known, combined with the finest and strongest pure colors. They are beautiful, lasting, and one-half cheaper than paint.

Samples on wood and catalogue sent on request.

SAMUEL CABOT, Inc. 141 Milk Street, Boston, Mass.
Agents at all Central Points



Stained with Cabot's Shingle Stain.
Davis, McGrath & Keesling, Arch'ts, N. Y.

Boston Garter

Velvet Grip

Boston Garters are made of best materials in a clean factory, by well-paid help.

Every pair warranted—penalty, a new pair of your money back.



BOSTON GARTERS
RECOGNIZED THE
STANDARD, AND
WORN THE WORLD
OVER BY WELL
DRESSED MEN.

Sample Pair, Cotton, 35c. Silk, 50c.
Mailed on Receipt of Price.

GEORGE FROST CO. MAKERS
BOSTON, MASS., U.S.A.

See that BOSTON GARTER
is stamped on the clasp.



THE FIREPLACE

is the feature around which the family life centers. Let it be honest, genuine and built for burning logs.

Send for our "Hints on Fireplace Construction," containing reliable rules for the proportioning of fireplaces and flues, and catalogue of our fireplace Throats and Dampers, Iron Coal Windows, Etc.

THE H. W. COVERT CO.
169 Duane Street NEW YORK

"AMERICAN" SASH PULLEYS



OUR Pressed Metal Sash Pulleys are indestructible, rust proof, right as to price, and all have the combination groove equally suited for sash cord or chain.

SELECTION—Most varied possible. Plain axle, roller and ball bearings.

FINISHES—All standard, and specials to order.

ARE you on our list? If not, why not? When our Sales Department stands ready to write you specially and submit catalogue.

THE AMERICAN PULLEY CO.
MAIN OFFICE & WORKS PHILADELPHIA, U.S.A.
Chicago Branch, 124 S. Clinton St.

WHITTALL

THE MARK OF QUALITY

IN THE RUG BAZARS OF THE FAR EAST the expert buyer may occasionally find, even now, a genuine Oriental art treasure—to be sold later at a fabulous price.

Yet the real beauty and charm of Oriental floor coverings may be had in the home of moderate means. For

Whittall Rugs

reproduce faithfully, at a fraction of the cost, all that is good and desirable in the finest Oriental masterpieces—those rugs which are rarely found in bazars or the open market.

Made of the same materials as used by the far Eastern weavers but prepared with much greater skill and care—with colorings more permanent—woven and sold under sanitary conditions—these Whittall reproductions lose nothing in comparison with their Oriental originals.

Our new booklet
"Oriental Art in American Rugs"
tells the story of Whittall rugs, with beautiful illustrations and helpful suggestions.
We want to send YOU one free.

M. J. WHITTALL
DEPT. 5
WORCESTER MASS.
ESTABLISHED 1880

Silver Lake A Braided Sash-Cord

(Name indelibly stamped on every foot)

Have your architect specify it in his plans. It won't cost you any more, but will save you loads of trouble. It is solid-braided of cotton (no waste); can't stretch and is non-inflammable.

When the windows are being put in or when you have to renew the other cord, look to see that Silver Lake A Sash-Cord is used. Standard for over 40 years. Silver Lake is the accepted standard in U. S. Government braided cord specifications.

Silver Lake Co., 87 Chauncey St., Boston, Mass.
Makers of Silver Lake Solid Braided Clothline

Bungalows and American Homes



Design No. 2, Built in California and Iowa—Cost \$2800
Our Handsome 112 page, 8x11 book of Bungalows, Mission, Colonial, English timbered and Concrete houses for 1910 shows interiors, exteriors, and floor plans and actual cost to build, ranging from \$1,000 to \$10,000. These designs are photos of structures we have built throughout the country—not theoretical pen pictures. Special specifications and details of construction made to suit any climate. Price of book \$1.00 prepaid.
BROWN BROS., Architects, 317 Security Bank Bldg., Cedar Rapids, Iowa

An Old-Fashioned Garden

The attractive garden in the foreground was the site of an old cow barn two years ago.

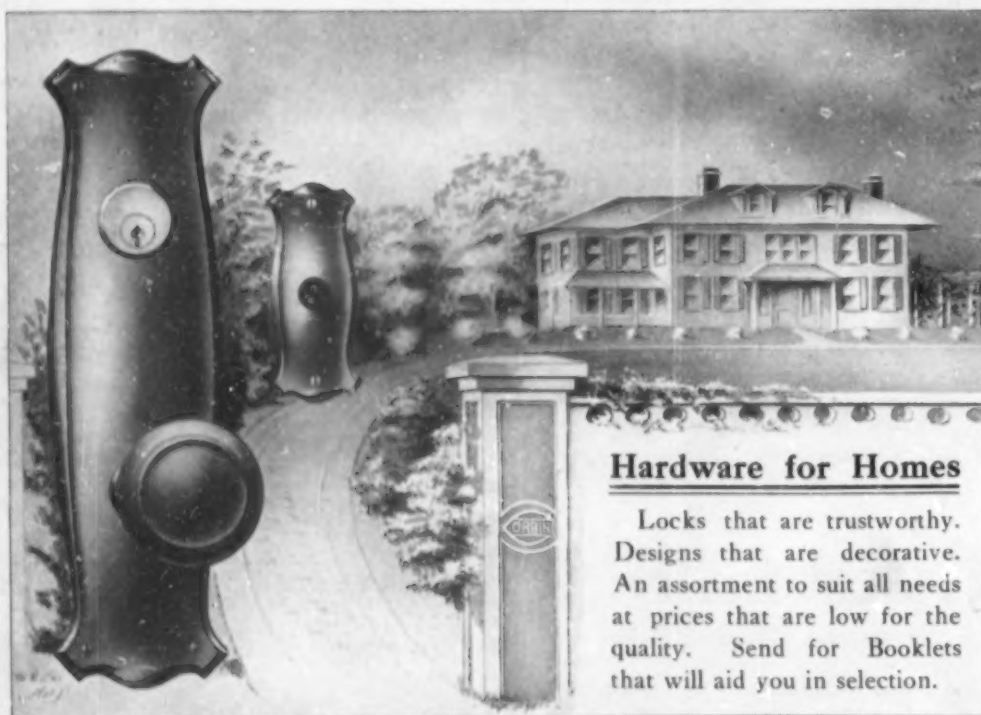
Will lend a charm and individuality to your home that can be secured by no other means. Our nurseries offer the finest selection in America for lawn and garden planting, and our plan of co-operation makes possible beautiful and permanent effects from the beginning.

You Need Not Wait Years For Your Garden to Grow
Pioneers in the MOVING OF LARGE TREES and SHRUBBERY, we have been doing this work successfully for years, and can show many extensive plantings or send you photographs if you are at a distance.

More Than 600 Acres of Choice Nursery Produce
Ornamental, Deciduous, Shade and Weeping Trees, Flowering Shrubs, Barberry, Privet, Evergreens, Conifers, Hardy Trailing Vines, Climbers and everything for the Home Garden, including Fruit Trees, Berry Bushes, etc.

We will make a planting plan of your place, selecting trees, shrubs, etc., suitable to soil and situation, and give you the exact cost of planting the same. Write for Catalog D and Instruction Book.

The Stephen Hoyt's Sons Company
Est. 1848—Inc. 1903
New Canaan, Conn.



Hardware for Homes

Locks that are trustworthy.
Designs that are decorative.
An assortment to suit all needs
at prices that are low for the
quality. Send for Booklets
that will aid you in selection.

P. & F. CORBIN
NEW BRITAIN, CONN.

New York

Philadelphia

Chicago

THE BEST DEALERS SELL CORBIN HARDWARE

(Continued from page 314)

largely of such well-known plants as mignonette, candytuft, sweet alyssum, sweet peas, sweet sultan, ten-weeks stock, snapdragon, pot marigold, common parsley, annual or rocket larkspur, and corn and opium poppies. To these may be added also the equally hardy *Arctotis grandis*, crimson flax, perennial flax, blue lupine, annual phlox, Mexican evening primrose, California poppy, and the gaillardias, the last six of which are indigenous to the Southwest. Along with these should be planted for spring and early summer flowering the biennial foxglove, Canterbury bells, and the ever-present and hardy hollyhock.

Seeds of the above plants may be sown any time in September or early October in ordinary, well-prepared garden soil. When sown in September the young plants grow to some size by late fall, and are less subject to injury from birds and grasshoppers. The plants require only moderate irrigation during much of their growing season by virtue of moderate temperatures, and of the winter rainfall which at times is sufficient to supplement a considerable part of the watering. With a few exceptions including the biennial species, the growth of these varieties is at an end by the middle of May when the hot weather sets in, after which most of us have little inclination to look after beds of flowers, while still others seek cooler climates. These winter and spring growing plants are accordingly well suited to our country and with the perennial species to be noted next should come to be widely grown. It is to them that we must look for cut flowers and diversity of color during our festive winter seasons when the landscapes in other countries are bleak and sere.

In addition to Canterbury bells, foxgloves, hollyhocks, and gaillardias, certain of the annuals, as phlox and larkspur, will continue, with cultivation and frequent watering, to blossom well into the summer season. No other of our winter growing plants supply so many flowers for cutting, nor so wide a range of color as the sweet pea. They should be given deep, rich soil and moderate irrigation, the latter in particular, after the first flower buds appear. Excellent results follow planting them in trenches a few inches below the level of the ground, and gradually filling these in with soil and rotted material as the plants attain some size. This insures deep rooting during the dry spring, with the result that the flowers continue of good quality for a much longer time.

There are a few perennial species blossoming in winter and early spring that should be planted at the same time as the annual flowers just noted. Of these the well known sweet or English violet is one of the most satisfactory. Besides blossoming freely during the winter, with moderate watering it remains green throughout the year, and even if allowed to go unirrigated two or three months in the sum-

(Continued on page 318)



Writing-Desk Units in Individual Libraries

Every home needs a writing desk. It is much more satisfactory to have a **Globe-Wernicke** Writing Desk unit combined with two or more Bookcase units.

This is especially true when the individual library idea is used—writing desk and bookcase combined for each individual member of the family in each separate room.

Globe-Wernicke Elastic Bookcases

combine sterling quality and superior excellence with utility, durability and artistic decorative effects, and are sold at uniform prices—freight prepaid—under positive assurance that exact duplicates can be had at any future time.

By starting with **Globe-Wernicke** units you can enlarge your bookcase capacity as your books increase, and be positively assured of securing exact duplicates at any future time.

"The World's Best Books"

is a book containing authoritative lists of the 5, 10, 25, 50 and 100 "best books" for children and adults. "This volume will greatly aid those seeking the best in literature"—**BOSTON GLOBE**

A copy of this book and the 1911 **Globe-Wernicke** Catalogue will be sent you postpaid upon receipt of the coupon below.

The Globe-Wernicke Co.

Dept. H. G., Cincinnati, U. S. A.

Branches: New York,
Washington,
Chicago,
Boston.

The
Globe-Wernicke
Co., Dept. H. G. Cincinnati, U. S. A.

Please send me "The World's Best Books," also your 1911 catalog.

My library contains.....volumes

Name.....

Street.....

City..... State.....



"You choose the colors, we'll make the rug."

Rugs That Harmonize

To effectively complete the color scheme of any room and add to its decorative value you should use **Thread and Thrum Rugs**. Made in any color or combination of colors you desire, of high class wool or camel's hair—seamless, reversible, heavy and durable. All sizes up to 12 feet wide, any length. The greatest value you ever received for your money. Write for our color card and price list to **Arnold, Constable & Co., New York.**

THREAD AND THRUM WORKSHOP
Auburn, N. Y.

WE install a perfect system anywhere, with noiseless pump (electric or hot-air) giving just the needed pressure. Exact cost told *beforehand*, and nothing left for customer to settle or "fix."

Our system used by the United States Government—and some 40,000 other purchasers.

Let us send you reasons for preferring our method of water-supply, adaptable to all conditions.



GUEST: "But how do you have a city water-supply out here—miles away?"

HOSTESS: "John will explain it to you. I only know that it is the Recco Water System and that it works to perfection."

Write to our nearest office for Catalogue S, and let us tell you the cost of a water-supply *all ready for use.*

RIDER-ERICSSON
ENGINE CO.

35 Warren Street, New York
239 Franklin Street, Boston
40 Dearborn Street, Chicago
40 North 7th Street, Philadelphia
234 West Craig Street, Montreal, P. Q.
22 Pitt Street, Sydney, N. S. W.

SPECIAL OFFER! THIS MONTH ONLY! CALIFORNIA PRIVET

3 FEET \$25.00 per 1000
5 FEET \$50.00 per 1000

Save 50% and 2 years by buying this size plants at these prices. Beautifully branched, strong rooted plants, only.

S. L. de FABRY, Grower, Little Silver, N. J.

Sheep Manure
Kiln dried and pulverized. No weeds or bad odors. Helps nature hustle. For garden, lawn, trees, shrubs, fruits and house plants.
\$4.00 LARGE BARREL. Freight prepaid East of Missouri River. Cash with Order
Apply now
The Pulverized Manure Co., 25 Union Stock Yards, Chicago

PRATT'S SCALECIDE
Will positively destroy **SAN JOSE SCALE** and all soft bodied sucking insects without injury to the tree. Simple, more effective and cheaper than Lime Sulphur. Not an experiment. One gallon makes 16 to 20 gallons spray by simply adding water. Send for Booklet, "Orchard Insurance."
B. G. PRATT CO., 50 CHURCH ST., NEW YORK CITY.

Special Offer For Fall Planting
100 HARDY BORDER PLANTS \$5.00
Arranged for continuous display. These plants are field grown. Write for catalogue.
CHARLES W. SCHNEIDER
Rumsen Road Nursery, Little Silver, N. J.

SPEAR'S

New Cooking Range
New Warm Air Distributors
Open Grates and Stoves for Wood and Coal
Special Stoves for Laundry, Stable, Greenhouse, Etc.
Steam and Hot Water Heating Systems

There are many reasons why you should have only **Spear's Heating and Cooking Appliances**—the most modern, efficient, and economical

IN YOUR COUNTRY HOME.

Write to-day for further information and estimates. Hotels and Institutions receive special attention.

James Spear Stove and Heating Co.
1014-16 Market Street - Philadelphia, Pa.



ANOTHER HOUSE

MADE BETTER TO LOOK AT AND BETTER TO LIVE IN BY CASEMENTS—THE WINDOW WHICH OUR SIMPLE AND PERFECT NEW DEVICES HAVE MADE THE BEST BY FAR FOR THE HOME.

THEY GIVE THE HOME LOOK.
THEY REALLY VENTILATE.
NO STICKING OR RATTLING.
NO SCREEN TROUBLE.
NO CURTAIN TROUBLE.

GET OUR FREE BOOKLET.

THE CASEMENT HARDWARE COMPANY,
154 WASHINGTON ST., CHICAGO, ILL.

NEW YORK BELTING & PACKING CO. LTD.

ORIGINAL MANUFACTURERS

INTERLOCKING RUBBER TILING.

**IT IS THE BEST FLOOR MADE
FOR CHURCHES, SCHOOLS, BANKS, PUBLIC BUILDINGS,
THEATRES AND PRIVATE RESIDENCES, BEING SANITARY,
NON-SLIPPERY, SOFT AND COMFORTABLE TO THE TREAD,
BEAUTIFUL IN COLORS AND DESIGNS AND DURABLE.**

New York, N. Y., 91-93 Chambers Street
Chicago, Ill., 150 Lake Street
Philadelphia, Pa., 119-120 North 9th Street
San Francisco, Calif., 129-131 First Street
Pittsburg, Pa., 933-935 Liberty Avenue
St. Louis, Mo., 219-220 Chestnut Street
Portland, Ore., 40 First Street
Boston, Mass., 232 Summer Street
Indianapolis, Ind., 207-208 South Meridian Street
London, England, 13-15 Southampton Row
Spokane, Wash., 183 South Lincoln Street

Highlands Nursery and Salem Branch Nursery

(4,000 ft. elevation to the Carolina Mountains)

The largest collection of Hardy American Plants in the world.

Rhododendrons, Kalmiss and Andromedas for August and September Planting give splendid results the following spring.

Our tried native species are the best and the only absolutely hardy ones. Write now for Beautifully Illustrated Catalogue which tells how to grow these things successfully.

Harlan P. Kelsey, owner

Salem,

Mass.

50 ENGRAVED CARDS OF YOUR NAME \$1.00

IN CORRECT SCRIPT, COPPER PLATE

THE QUALITY MUST PLEASE YOU OR YOUR MONEY REFUNDED
SAMPLE CARDS OR WEDDING INVITATIONS UPON REQUEST

SOCIAL
STATIONERS **HOSKINS** PHILA.
922 Chestnut St.

Residences,
Churches,
Schools,
Stores,
Hotels,
Etc.



ARTISTIC HOMES

A 1000-Page Plan-Book of
Moderate-Cost Houses Price \$1.
Largest Published—Entirely New Plates

Other Smaller Books are
We Prepay
\$500 to \$1000 Houses - 25c
\$1000 to \$1200 Houses - 25c
\$1200 to \$1500 Houses - 25c
\$1500 to \$2500 Houses - 25c
California Bungalows - 25c
Artistic Churches - 25c
Herbert G. Shivers Co.
1622 Call Bld., San Francisco



A CEILING LIKE THIS

for your Dining Room or Library is only one of the many attractive designs we have to offer.

We have appropriate Ceilings and Walls for every room in your house from Parlor to Cellar, and for all classes of buildings.

We make a specialty of Church work.

If about to build, remodel or decorate, you will find the No-Co-Do Steel Ceilings and Walls the most decorative, durable and economical of anything you can use. Can be put over old plaster by any mechanic.

Dust, Vermin and Fireproof.
Will not crack or fall.

A Dainty Bathroom

Tile your Bath Room, Laundry, Pantry and Kitchen Walls with the No-Co-Do Steel Tiling, better and cheaper than the Porcelain, lasts a life-time.

Separate Catalogues for Ceilings and Tiling will be furnished either direct or through your dealer. State which you want.

We want a dealer in every town.

NORTHROP, COBURN & DODGE CO., 34 Cherry St., New York



When convenience is our first thought, the imitation candle makes the use of many an old lighting instrument possible, retaining the beautiful clear-cut shades and globes as used on the old lamps for the protection of the flame.

THE ENOS COMPANY

Makers of
**LIGHTING
FIXTURES**

Office and Factory:
7th Ave. and 16th Street
Salesrooms:
36 West 37th Street
New York

Baltimore: 519 North Charles St. San Francisco: 334 Sutter St. Toronto: 94 King St. West. Pittsburg: The Norton Company, Century Building. Boston: H. F. Esterbrook, Inc., 9 Park St. Portland: J. O. English Company, 126 Park St. Los Angeles: Brooks Decorating Co., 696 South Alvarado St. C. J. Netting Company, 256 Woodward Ave., Detroit, Mich.

(Continued from page 316)

mer a fresh growth starts up in the early fall, from the underground stems. Violets should be re-set about every second year to keep the roots from becoming too matted, and also to renew the soil.


The various kinds of narcissus furnish excellent cut flowers for winter and early spring, though they are often shy bloomers. The more common of these are the Chinese sacred lily, poets' narcissus, trumpet narcissus, paper white narcissus, common daffodils, and jonquils, though several others of the group do equally well. September and October are also good months to set out such other bulbous plants as the star of Bethlehem, Roman hyacinths, the several varieties of oxalis, and the Asiatic ranunculus. The latter furnishes an abundance of bright-colored, daisy-like flowers in the spring, being considerably grown in the Salt River Valley. Irises represent another group of valuable spring bloomers. The German iris is planted more than any other, and always with good results. A clump of these plants is a feature in any spring landscape. Though remarkably tolerant to arid conditions the German iris does best in deep soil with an abundance of moisture. A somewhat similar though less showy plant, is the sweet flag iris (*Iris pseudacorus*), quite common about Phoenix. The little Spanish iris (*Iris xiphium*) also does well here. Bulbous species like the above, and perennials in general need little attention when once established, but continue flowering in season year after year.

Carnations, verbenas, and periwinkle or trailing myrtle, likewise are best planted in the early fall. Carnations in particular, should be given a moderately well enriched, sandy loam. These and verbenas are nearly continuous bloomers with us, while the varieties of periwinkle are ever-green trailers, with blue, bell-shaped flowers appearing in the spring. Periwinkle is a general purpose plant, growing almost wherever planted, and thriving in both poor and rich soil, and in shade and sunlight.

On account of heat and aridity, only the hardiest garden plants will grow through the summer season with any degree of success, and even these require frequent or moderate irrigation. Of the annuals the following have been found to be the most successful: zinnias, globe amaranth; prince's feather; cockscomb; hyacinth and scarlet runner beans; golden feather; summer chrysanthemums; cosmos; China asters; four-o'clock or marvel of Peru; castor beans; garden sunflower; balsam apple (*Momordica*); cypress vine; and the various morning glories, including scarlet, blue and purple flowered varieties, also Japanese morning glory and the moon flower. The seeds of the above should be sown by the middle of April, and preferably two weeks earlier, in order to give the young plants a good start before the beginning of the hot weather.

Of the above, China asters and cosmos

(Continued on page 320)



Note the
Arrangement
of this

"LIKLY" WARDROBE TRUNK

There is room for sixteen or eighteen suits or gowns and all the accessories to go with them.

Open the trunk, unfasten a single strap, and every garment is instantly accessible and in perfect condition.

Exclusively "Likly" features make this trunk indispensable to the globe-trotter and the vacationist alike.

Complete Wardrobe Booklet and name of nearest dealer sent on request.

HENRY LIKLY & COMPANY
120 Lyell Avenue, Rochester, N. Y.

For durable painting of all kinds use National Lead Company's Pure White Lead (Dutch Boy Painter trade mark). "Dutch Boy Paint Adviser No. 91" on request, free.
NATIONAL LEAD COMPANY, 111 Broadway, New York



Greenhouses

BUILD one of our iron frame, curved eave houses. They can be quickly erected, are great flower producers and exceptionally free from repairs.

Five acres of factory devoted solely to greenhouse manufacturing tells the story of superiority. Write call or let us call.

SEND FOR CIRCULAR

1170 BROADWAY, N. Y.

HITCHINGS & Co



WHEN you pay us for caring for your trees, our service to you does not then stop. There is a year more—at our expense

At several intervals during that following year, one of our Inspectors will come to your ground and look over the trees.

Not that our work needs watching, but that the process of growth combined with the variable states of wind and weather, and the insect pests, subject all trees to ever-changing conditions that cannot always be either anticipated or prevented. It is the effect of these conditions upon our work that our Inspectors watch.

Such a service is a direct tree insurance to you. It is service *plus*. It is like the service

your doctor gives to you when he calls to watch the effect of his treatment.

It is this honest, thorough service of ours that you want for your trees. Send for us to come and inspect them. We will then recommend to you what should be done. The inspection, however, binds you in no way to have the work done. The fall is one of the best times for tree work, especially when pruning or the spraying for scale is necessary.

Send for our booklet, *Trees—The Care They Should Have*. It gives a complete idea of the kind of work we do and who we are who do it.

MUNSON-WHITAKER CO. Commercial and Landscape Foresters

Boston—623 Tremont Bldg. New York—823 Fourth Ave. Bldg. Chicago—303 Monadnock Bldg.

INTERIOR DECORATORS


Color schemes Planned and Executed
Stencil Work and Applique Work
Samples and Estimates on Request

BOWDOIN & MANLEY

546 Fifth Avenue New York

PROTECT your floors and floor coverings from injury. Also beautify your furniture by using Glass Onward Sliding Furniture and Piano Shoes in place of casters. If your dealer will not supply you.


Writeus—Onward Mfg. Co.
U. S. Factory and Glass Plant,
Menasha, Wisconsin.
Canadian Factory, Berlin, Ont.



TREES, BUSHES, HEDGES—ALL PROMPT GROWERS

Fall setting - time is here. Order now our hardy, thrifty, Pear, Peach, Apple Trees, Berry Bushes, Roses, California Privet—anything in the nursery line. Millions of plants and trees ready. Handsome catalogue contains prices, pictures and reliable spraying chart. It's free. Send now for it.

ARTHUR J. COLLINS, Box Y, MOORESTOWN, N. J.



WHAT A BEAUTIFUL EFFECT THIS RUSTIC TEA HOUSE

would create on your lawn. It will last a life time. Constructed in sections from Red Heart Cedar with bark on, 10 ft. Dia. Rustic Seats inside. Tight Roof and Raised Flooring. Does not include Stone Foundation.

Special Price for September, F. O. B. New York, \$300.00

SEND FOR CATALOGUE

RUSTIC CONSTRUCTION WORKS,

33 Fulton St., New York

HE WHO USES CYPRESS BUILDS BUT ONCE



You know the ancient fame of
CYPRESS
but do you know its uses *today*,
and their significance to *you*?



CYPRESS is the wood of Scriptural history, and of romance; CYPRESS was the mystic wood of mythology—and it was the reliance of the sturdy builders of early America; CYPRESS always has been a magnet for those who have wrought sentiment and beauty into useful things—and CYPRESS is *today* the *staple wood* of the hard-headed calculating buyer who seeks the most *lasting* values for his lumber-money.

This concerns *YOU*—if you like to avoid repair bills on anything made of wood.

It was of CYPRESS, according to Pliny, that the famous statue of Jupiter was carved; it existed more than six centuries without a sign of decay.

The historic Gates of Constantinople were of CYPRESS; they were on duty for eleven centuries without a furlough.

The CYPRESS doors of ancient St. Peter's, in Rome, were in a state of perfect preservation when removed by Eugenius IV; they had been swinging on the faithful for twelve centuries.

The only Egyptian mummies that survive intact and unblemished are those whose executors filed them in CYPRESS receptacles.

To bring the record nearer home—there was Thomas Lyon, who in 1640 built him a house in Greenwich, Connecticut. He put CYPRESS shingles on its roof and sides. With no exterior repairs of consequence, this house is today occupied as a residence.

THIS WAS AMERICAN CYPRESS—the kind we own and cut and are selling you.

CYPRESS is in truth "the wood eternal." He who uses Cypress builds but once. If you are putting up a palace or a pasture-fence, and want to build it "for keeps"—USE CYPRESS.

There is going to be a liberal education (and a wonderful *investment* value for you) in the CYPRESS advertising here begun—and in the detailed information and reliable counsel to be had promptly, *WITHOUT COST*, if you will *WRITE US YOUR OWN NEEDS* (big or little), and *ASK YOUR OWN QUESTIONS* of the "All-round Helps Department" of the

Southern Cypress Manufacturers' Association

1210 HIBERNIA BANK BUILDING, NEW ORLEANS, LA.



Probably your lumber man sells CYPRESS; if not, *WRITE US*, and we will tell you the dealer handiest to you.

PALISADES—POPULAR—PERENNIALS

The Best Flowering Shrubs.

November is your last chance to plant flowering shrubs for that ideal garden you want next year. Do you realize that by planting some of the following old-time favorites you will have a setting for your house that will need no attention after this first planting?—Rose of Sharon, some of the Barberries, Deutzia, Euonymus, Hydrangea, Mock Orange, some of the Spiraeas, Lilac, Snowball, Weigela. You can have a shrub in bloom every month of spring, summer and fall.

PALISADES NURSERIES, Inc., Perennial Growers

Telephone 200 Piermont

Sparkill, N. Y.

A Palisade Hardy Border

A perfect picture in your garden to last for years will be the result if you allow us *now* to plan a scheme, whether of contrasts or of harmonies, to be carried out this Fall.

Our "Artistic" Border, 100 ft. by 3 ft., costs \$25.00 only.

Consider what is "saved" by this system, and what is gained in true beauty.

Visitors always welcome at our Nurseries, where they can make selections from more than a thousand varieties of Hardy Plants.

(Continued from page 318)

are the most desirable for cut flowers, while for color and display, zinnias, globe amaranths, and four-o'clocks rank among the first. China asters, summer chrysanthemums, golden feather, cosmos, castor beans, and the morning glories are least resistant to drought and should be watered twice a week during the drier parts of the summer; the others are robust, deep-rooting plants succeeding with ordinary care, *i. e.*, irrigation once a week or thereabouts. Morning glories are very much at home in this country and may be sown any time from April to August. As herbaceous climbers they have few equals. They range from low bloomers with scarlet or sky-blue flowers to the tall-climbing moon-flower. There are at least six native morning glories in Arizona in addition to the introduced ones mentioned. Balsam apple is a rapid growing, neat vine of the gourd family, with delicate green leaves and orange fruits. The castor bean, like other rapacious growers and heavy feeders, requires deep, rich soil and frequent irrigation.

Among the hardier of the rather few perennial summer and fall bloomers that grow successfully at our lower altitudes, are cannas, chrysanthemums, yellow, white, orange and rose-colored lantanas, madeira vine, the native golden columbine, white and rose fairy lilies (*Zephyranthes*), and the so-called crown imperial (*Crinum amabile*), besides asparagus and lavender. Cannas are among the plants par excellence for display. Without fail, they should be re-set each year in early spring. Together with chrysanthemums and the crown imperial, cannas require good culture and frequent irrigation, otherwise it were best not to try to grow such plants. Columbines succeed only with partial shade and abundant moisture, while asparagus and lavender are among the hardest of the list. When once established, fairy lilies need no further attention, and altogether are very satisfactory plants. Their lily-like flowers appear from June to October. Lantanas are unexcelled for southwestern planting, being continuous and profuse bloomers, though they should be cut back and given some protection during the winter season. The above perennials should be set out in the early spring—the earlier the better.

Between altitudes of 3,500 and 5,000 feet, or where the lower winter temperatures approach zero, the hardy annuals are sown to best advantage in early spring, *i. e.*, after severe freezing weather is over, while tenderer varieties should not be sown until danger from frost is past. Perennials of whatever class are set out just previous to the time that they ordinarily begin growth, be that fall or spring. With these slight differences in planting due to the cooler spring time all the varieties noted heretofore can be grown successfully at these altitudes.

At higher mountain elevations, as for example, Flagstaff, where there is but one

(Continued on page 322)



PLANTS GROWING UNDER SUNLIGHT SASH. SNOW ALL AROUND—GLASS NOT COVERED.

The Invention that has made winter gardening simple and really economical

The invention of Sunlight Double Glass Sash has done away with all the hard work of covering and uncovering hot-beds and coldframes—has made it possible for amateurs to get bigger, better vegetables and flowers than they can buy on the average market—and get them earlier.



Why you never have to cover Sunlight Double Glass Sash

Sunlight sash have two layers of glass instead of one (see diagram). Between the two layers is a 5/8-inch blanket of dry, still air—a perfect non-conductor—keeping in the heat—keeping out the cold. We have instances where plants under Sunlight Double Glass Sash went through 15 degrees below zero uninjured, though the beds were not covered with mats or boards, or any other kind of covering.

The glass is held in place without putty. Can't work loose. Easily replaced.

What you can do

Under Sunlight Sash you can have lettuce and radishes to eat all winter, violets in bloom in the cold months, pansies in March or February.

Plants ready to set out weeks ahead. Tomatoes, peppers, sweet-potatoes, cauliflower, cabbage and beets can all be forwarded to the field earlier from Sunlight Sash than they can from the single layer sash.

AGENTS WANTED A splendid opportunity for responsible persons in localities where we are not now represented. Write for details.

Send for these two books

1—Our FREE catalog with net prices, prepaid freight and guaranteed delivery proposition. It gives details, testimonials and full information of this wonderful invention.

2—A most interesting and instructive booklet by Prof. W. F. Massey, the well known authority on Market Gardening, in which he tells how to make and care for hot-beds and cold frames, and when and what to grow in them.



Price of Prof. Massey's booklet, 4 cents in postage stamps. Catalog free.
SUNLIGHT DOUBLE GLASS SASH COMPANY
 944 East Broadway (INCORPORATED) Louisville, Ky



Problems Hicks' Big Trees Will Solve For You

HERE is a block of big Lindens as they stand in our Nursery. They are trained symmetrical and uniform in shape so that matched pairs for gateways can be selected.

For shade and protection they make a beautiful tree. For strong landscape effects they are unequalled. As screens, their density makes them most effectual.

Trees from this block 20 feet high and 10 broad will cost you only \$45. They can be safely shipped 1,500 miles and we guarantee them to grow.

The fall is the right time to plant these trees. Send for our catalog and see the array of splendid big specimen Maples, Oaks and Catalpas we can offer you from \$18.00 up to \$70.00

Isaac Hicks and Son

Westbury, L. I.

**The Life of the Open Country and Contact with Home
 RIVERDALE COUNTRY SCHOOL
 (4th YEAR)**

14 acres adjoining an estate of 300 acres; overlooking Van Cortlandt Park; within half a mile of the Northern Terminal of the Broadway Subway. 9 miles from 72nd Street. Quickly reached. Boarding boys can earn privilege of spending Sunday in their own homes. The boys work and play in the open country, well away from city streets, from morning until dusk. They are accompanied to and fro by a master. The trip is short, and is always opposite to the crowd.

Substantial and successful preparation, individual when necessary, from primary to college. Thorough ground work.

Day pupils, \$350 and \$450. Boarding pupils, \$750 and \$850
 Personal visits invited. Send for catalog

FRANK S. HACKETT, Headmaster
 RIVERDALE-on-Hudson :: NEW YORK CITY
 Telephone, 248 Kingsbridge



A very interesting pamphlet just issued by us on the Pergola can be had free on request. Ask for catalogue P-27.

HARTMANN-SANDERS CO.

Elston & Webster Avenues, Chicago, Ill.
 East office, 1123 Broadway, New York City

Exclusive Manufacturers of

KOLL'S PATENT LOCK JOINT COLUMNS

Suitable for Pergolas, porches and interior use.

We also publish catalogues P-29 of sun-dials and P-40 of wood columns

IVES PATENT WINDOW STOP ADJUSTER

PREVENTS DRAFTS, DUST and WINDOW RATTLING

IVES' PATENT Window Stop Adjuster.



PATENTED.

The only Stop Adjuster made from one piece of metal with solid ribs and heavy bed that will not cup, turn or bend in tightening the screw. Manufactured only by **The H. E. IVES CO., New Haven, Conn., U. S. A.**

(58 page Catalogue Mailed Free.)



FLINT'S FINE FURNITURE

So Perfect and So Peerless



USEFUL HOLIDAY GIFTS

Those who put thought into their Holiday shopping appreciate that gifts of real and lasting value are those which contribute to the Comfort as well as the Beauty of one's daily surroundings.

Such are the useful Holiday Gifts displayed now in almost endless variety throughout our ten spacious floors. Nowhere else can there be found such a collection of Gift Articles, Combining Artistic Distinction with Practical Utility.

IMPORTED NOVELTIES in exclusive designs; Objects of Art, Sewing Tables, Tea Wagons Muffin Stands, Book Blocks, Desk Sets, Candle Sticks and a host of useful articles.

Our Trade Mark and Seventy Years' Reputation is your guarantee for

FLINT LOW PRICES and FLINT HIGH QUALITY

Selections will be held for specified delivery dates, and our system of packing insures safety to your purchase.

GEO. C. FLINT CO.

43-47 WEST 23rd ST. 24-28 WEST 24th ST.



IMPERIAL SANITARY FLOOR

Ideal for Kitchen, Pantry, Bath Room, Hall, etc., in Private Dwellings, and in Public Buildings generally. Particularly adapted to use in Hospitals.

Inexpensive—Can be laid over old or new wood or concrete floors without expensive preparation.
Fire and Germ Proof—Being made of minerals, it is impossible to burn this flooring. Has no cracks or crevices to collect dirt and germs. Smooth, Warm, Non-Slipping and practically wear-proof.
Write to-day for detailed information and FREE sample.

IMPERIAL FLOOR COMPANY,

10 Furnace Street,

ROCHESTER, NEW YORK

(Continued from page 320)

well defined growing season, spring planting is the rule. The conditions of growth are simpler here than elsewhere, approximating in a measure those of the prairie States to the northeast. As would be expected hardy annuals succeed best at these altitudes, since the growing seasons are invariably cool, though robust summer growers like zinnias do well. On the other hand, such varieties as cosmos, chrysanthemums, cannas, and castor beans are often frozen back in early September a short time after beginning to flower. In a variety flower garden in Flagstaff, the writer noted growing very luxuriantly the following plants: hollyhocks; sweet peas; sweet alyssum; candytuft; mignonette; snapdragon; foxglove; pot marigold; French marigold; China asters; Canterbury bells; sweet sultan; bachelor's buttons; coreopsis; gaillardias; corn, opium and California poppies; petunias, annual phlox; nasturtiums and morning glories, besides a goodly number of perennials. It is interesting to note that such perennial flowers as bouncing Bet, sweet-william, grass and bunch pinks, Shasta daisies, phlox, larkspur, golden glow, dahlias, costmary or rosemary, tansy, gladiolus, and day lilies, blue grass and white clover appear entirely at home with the cool, moist growing season of the higher elevations, while at the lower altitudes the growth of these is practically impossible without protection.

J. J. THORNER

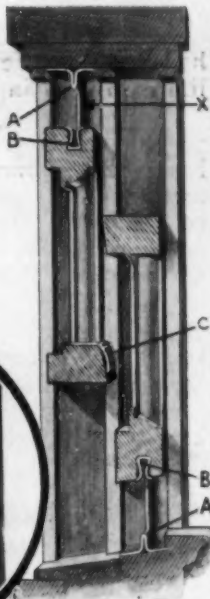

What the Period Styles Really Are

(Continued from page 280)

it became the fashion to place the bed sideways, "vu de face." There was a great deal of beautiful ornament in gilded bronze and ormolu on the furniture, and many colored woods were used in marquetry. The fashion of using Sèvres plaques in inlay was continued. There was a great deal of white and colored marble used and very beautiful ironwork was made. Riesener, Roentgen, Gouthière, Fragonard and Boucher are some of the names that stand out most distinctly as authors of the beautiful decorations of the time. Marie Antoinette's boudoir at Fontainebleau is a perfect example of the style and many of the other rooms both there and at the Petit Trianon show its great beauty, gaiety and dignity combined with its richness and magnificence. If one studies the examples of the styles of Louis XIV, Louis XV and Louis XVI that one finds in the great palaces, collections, museums and books of prints and photographs, one will see that the wonderful foundation laid by Louis XIV was still there in the other two reigns, but that there was more of its true spirit during the time of Louis XVI. The pose of rustic simplicity was a very sophisticated pose indeed, but the reaction from the rocaille style of Louis XV led to one of the most beautiful styles of decoration that the world has seen. It

(Continued on page 324)

A New and Better Weather Strip



MAKES possible what you have always wanted and never could get—an air-tight and easy-sliding window. The

Higgin All-Metal Weather Strip

fits into the sash—not against it. The wedge-like metal projection "A" dovetails into the metal-lined opening "B" all around the sash. No matter how the window frame and sash may change from warping or shrinking, the weather strip must remain air-tight and dust-proof. Can't wear through like others because the edge of "A" does not touch the bottom of "B."

Window never sticks because "A" and "B" are different metals—"A" zinc, "B" bronze. No friction as between pieces of the same metal. Then the sash slides against the rounded metal part "X"—not in a tight angle of wood.

Where the sashes meet, the piece of spring bronze "C" makes their contact air-tight.

Offices in all large cities. Measurements taken, weather strip delivered and fitted anywhere. Write for circular.

THE HIGGIN MFG. CO.

508-530 Washington Avenue NEWPORT, KY.

Higgin All-Metal Screens—Steel or copper frames. Solid bronze wire netting. Metal channels. Fitted anywhere. Catalog free.

HAVE FLOWERS THIS WINTER

Now is the time to select your plants for winter blooming. Write to us for suggestions and handsomely illustrated catalogue. **FOTTLER-FISKE-RAWSON COMPANY** 12-13 Faneuil Hall Square—20-27 S. Market St., Boston, Mass.




Vick Quality Bulbs Now is the Time to Plant
Write for our new, illustrated catalogue of Bulbs—select what you want and plant them now—then you won't be disappointed next Spring. Write now. **JAMES VICK'S SONS, 508 Main Street, Rochester, N. Y.**

THORBURN'S BULBS FOR INDOOR AND OUTDOOR CULTURE

Largest Variety; Highest Grade. Beautifully illustrated Catalogue Free on request. No. 1 collection. **108 choice Bulbs, \$2.75, delivered free** anywhere in the U. S. **J. M. THORBURN & CO., 33 Barclay St., New York**

TILES ON THE PORCH FLOOR



Think of a porch floor of unusual attractiveness, in beautiful harmonizing or contrasting colors; one that, once laid, lasts forever; one that will stand exposure; one with no cracks or crevices; one that never needs painting and one that can always be kept absolutely clean.

Read our booklet, "Tiles on the Porch Floor." It tells you all about such a porch and how little it costs. It is free, as are also these others:

- "Tiles for Fireplaces"
- "Tiles for the Kitchen and Laundry"
- "Tile for the Bathroom"

THE ASSOCIATED TILE MANUFACTURERS
Room 2, Reeves Building Beaver Falls, Pa.



M. P. DURABLE FLOOR VARNISH

LIST PRICES

(In the United States)	(In the Dominion of Canada)
1 Gal. Cans, \$3.00 each	IMPERIAL MEASURE
Quart " \$.85 "	1 Gal. Cans, \$3.50 each
	Quart " \$.98 "

Exhaustive tests conducted during many years show this varnish to be the most durable and elastic Floor Varnish on the market. It is impervious to water and does not mar nor scratch white. It is light in color, thus preserving the natural beauty of the grain. It can be used with equally good results over painted or grained surfaces. It dries hard in from 15 to 24 hours, and can be rubbed and polished or left in the gloss.

For sale by paint dealers everywhere. If not at yours, we will send by prepaid express, upon receipt of price. Full descriptive price list on application.

THE GLIDDEN VARNISH COMPANY
Makers of High Grade Varnishes for all purposes
6198 Glidden Building, Cleveland, Ohio

GLIDDEN'S

GREEN LABEL VARNISHES



If you want to settle the question of cigaret quality forever—at my risk—send your name to me now and receive my big dollar offer.

MAKAROFF

RUSSIAN CIGARETS

15c And a Quarter Ask Your Dealer

have made good on the broadest claims ever made for anything to smoke. Write now for the big dollar offer to prove it.

Makaroff - Boston

Mail address—95 Milk Street, Boston



You instinctively feel that there is something lacking in a room without a mantel.

WOOD MANTELS

harmonize best with the finish and furniture of the dwelling house. Stock mantels are made in all the popular hard woods and in every architectural style. For the Colonial house you can select reproductions of old models or new patterns designed in the spirit of the old. The finish is better—the cost less than made-to-order mantels. For wood mantel suggestions for every room, consult our booklet

"WHY WOOD MANTELS?"

It will be sent free, if you address

WOOD MANTEL MANUFACTURERS' ASSOCIATION

H. T. BENNETT, Secretary

Room 1225, State Life Building, Indianapolis, Ind.

Serve it right!



CHEESE-A-BIT

YOU'LL surprise your friends and you'll have a delightful, healthful lunch if you serve Cheese-a-bit Prepared Welsh Rarebit; the only prepared Welsh Rarebit—dainty and appetizing.

Simply add ale, beer, water or milk; heat in chafing dish or sauce pan, and serve on toast or crackers.

Four packages, enough for eight people, by Express Prepaid, Fifty cents. At your grocer or delicatessen. 10 cents a package—enough for two.

THE CHEESE-A-BIT CO., Oswego, N. Y.

WELSH RAREBIT

(Continued from page 322)

had dignity, true beauty and the joy of life expressed in it.

The French Revolution made a tremendous change in the production of beautiful furniture, as royalty and the nobility could no longer encourage it. Many of the great artists died in poverty and many of them went to other countries where life was more secure.

The style of the Empire is founded on Greek and Roman models, with the occasional use of the sphinx to remind one of the expedition to Egypt. Mahogany, rosewood and ebony were chiefly used in making furniture, and there was a great deal



A cupboard by Charles Cressant, who was perhaps the best decorative artist of the century and one who was mainly responsible for the exquisite figures in bronze of women so frequently placed at the corners of tables made during the period of the Regency

of metal ornament upon it. Winged figures, military trophies, allegorical figures, the Thyrfus, panther's head and claws, the sphinx, the bee, wreaths of laurel and swans all appear in the decorations. Swans were used on the arms of chairs and sofas and the sides of beds. Tables were often round, with tripod legs; in fact, the tripod was a great favorite. There was a great deal of inlay of the favorite emblems but little carving. Plain columns with Doric caps and often metal ornaments were used. The general characteristic was massiveness. The change in the use of color was very marked, for deep brown, blue and other dark colors were used instead of the light and gay ones of the previous period. The materials used were usually of solid colors with a design in golden yellow. Some of the color combinations in the rooms we read of, sound quite alarming.

Since the time of the Empire, France has done as the rest of the world has, gone without any special style, but she too is feeling her way toward the future.



Picturesque English Cottages and their Doorway Gardens

By P. H. Ditchfield, M.A., F.S.A., F.R.G.H.
With a preface by Ralph Adams Cram.

There is no more picturesque and charming phase of architecture in all the ages than the small English cottage with its inevitable garden. Mr. Ditchfield tells something of the historical side of this evolution of the cottage, describes methods of construction, the various types of roofs and chimneys, the designs and the flowers of the garden, the whole enlivened with interesting little bits of folk-lore. The book is full of inspiration for the home builder.

A limited edition of 2,000 numbered copies, printed on heavy plate paper and bound in boards, half oze leather.

112 pages, 147 illustrations. Price, \$2.00 postpaid.
McBride, Winston & Co., Publishers, 449 Fourth Ave., New York City

ANNOUNCEMENT

The fact that our various grades of Burlaps, Canvases and Decorative Fabrics, in competition with other materials, have been used in most of the large buildings of both local and national reputation indicates the wide popularity of Tape-trollea products.
The following are only a few of the many prominent buildings where our materials have been used:

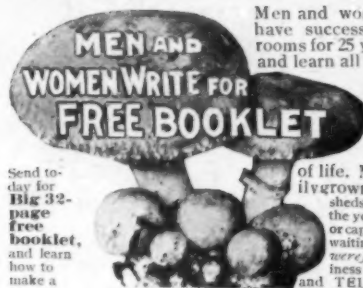
- President Taft's New Executive Offices
- New York Public Library
- New York Press Club
- Residence of Senator Clarke
- Engineers' Club
- Lotos Club
- Metropolitan Tower
- Essex County Court House, Newark
- Hudson County Court House, Jersey City
- New Theatre
- Plaza Hotel
- Knickerbocker Hotel
- Claypool Hotel, Indianapolis
- Princeton Club
- Gimbel Bros. (New Store.)

All large Office Buildings, Cafes, Hotels, Residences and Public Buildings use the "RICHTER" materials in greater or lesser degree.
We will send booklet upon request.

RICHTER MFG. CO.

NEW YORK TENAFLY, N. J. CHICAGO
20 East 21st St. Factory 66 East Lake St.
HIGHEST HONORS AT ALL EXPOSITIONS

MONEY in MUSHROOMS



Men and women read how we have successfully grown mushrooms for 25 years for big profits, and learn all about our Imperial Spawn, which we place direct and fresh in the hands of the grower, not dried and infertile, but moist and full of life. Mushrooms are easily grown at home in cellars, sheds, stables, boxes, etc., all the year. Previous experience or capital not needed. Markets waiting for all you raise. *We were first to teach you the business and our methods FREE.* and TELL YOU WHERE TO SELL WHAT YOU RAISE.

Send to-day for Big 32-page free booklet, and learn how to make a start.

National Spawn & Mushroom Co., Dept. 58, Boston, Mass.

Specimen Sugar Maples for October Planting

*For Immediate Effect
Not for Future Generations*

Start with the largest stock. It takes over twenty years to grow many of the Trees and Shrubs we offer.

An Ideal Tree for avenue or lawn planting is the *Sugar Maple*, one of the finest deciduous trees, and the noblest of all the maples. Of rapid growth, straight, symmetrical form, it is well adapted for planting near buildings, as it does not obstruct light or air, and being deep rooted, the grass will grow up to its very trunk. A beautiful tree at all seasons, and none has more gorgeous autumn coloring, in shades of yellow, orange and scarlet.

An Ideal Block of Sugar Maples we offer for immediate shipment. Trees prepared for quick results. Clean, straight stock, recently transplanted and now ready to give what you require. Specimen trees standing 8 ft. apart in the Nursery rows. Height 14 to 16 ft., Caliper of trunk 3 to 4 inch. Price \$7.50 to \$15.00 each.

Also our usual large assortment of all lines of Deciduous and Evergreen Trees and Shrubs, all carefully prepared and bound to give good results.

Send for our Fall Price List of "Andorra Grown Trees"

ANDORRA NURSERIES Wm. Warner Harper, Prop.
Box H, Chestnut Hill, Philadelphia, Pa.



SPECIAL CHRISTMAS GIFTS IN MARBLE

for Garden and Interior Decoration. Imported from our Studio at Pietrasanta, Italy. Consisting of tables, benches, vases, fountains, statuary, mantel-pieces, etc.

We are able to execute any order in marble of a patron's special design or our own without competition in price or workmanship.

A special price will be made to patrons mentioning this special issue of HOUSE AND GARDEN.

Send for our illustrated catalog.
ARMANDO BATTELLI

7 West Thirtieth Street New York City

Pride in the REMINGTON TYPEWRITER

is the common sentiment of the man who sells it, the man who buys it, and the typist who operates it.

Remington Salesman, Remington Owner, and Remington Operator all share in this pride, which comes naturally from association and identification with **THE BEST.**

REMINGTON TYPEWRITER CO., Inc.
PHILADELPHIA, PA.

TWO YACHTING CRUISES
TO THE
WEST INDIES
VENEZUELA and the PANAMA CANAL

From New York Saturdays **January 28** AND **March 4, 1911** By the twin-screw American Line

S. S. "NEW YORK" 560 feet long 10,800 tons register

EQUIPPED WITH Wireless, Submarine Signals, Swimming Pool, Electric Fans in every room, Dark Room, Motor Launches, Orchestra etc.

31 DAYS EACH \$150.00

A Luxurious Sea Voyage of 6820 Knots 294 Hours, Ashore With Optional Excursions, Including — Across the Isthmus — along the Canal Route, Etc. Etc.

Send for further particulars to
PLEASURE CRUISE DEPT. 9 BROADWAY
NEW YORK
BOSTON, CHICAGO, MINNEAPOLIS, MONTREAL, NEW ORLEANS, PHILADELPHIA, ST. LOUIS, SAN FRANCISCO, SEATTLE, TORONTO, WASHINGTON, WISCONSIN

You Can

MOTOR DOWN THE RIVIERA with C. N. Williamson, joint author of the "Lightning Conductor," who is right up to the speed limit all the time. He points out the interesting sights of Southern France, with its picturesque old towns and marvelous roads, and opens your eyes to the glories of this romantic region.

VISIT GENOA, VENICE AND PISA, the three historic maritime ports of Italy, with so entertaining and well-informed a guide as Arthur Stanley Riggs. Each city in its turn was mistress of the sea, and to this day each holds its own powerful charm.

LOOK IN ON RAGUSA, that old-time Balkan town, and in company with Blair Jaekel—who wields camera and pen with equal facility—ramble amid the scenes and people you have never before met anywhere outside of story books. This will prove a delightful visit.

WALK AROUND THE TOWN OF GIBRALTAR, and listen to what M. Landon Reed has to say, for it's worth hearing. Nearly everybody knows something about the Rock of Gibraltar, but the town behind it, which in its own way is quite as fascinating, is unknown ground even to most well-read people.

CROSS THE SEA TO MOROCCO and delve into the bazaars and palaces of Tangier, where East meets West and the white burnous of the Arab is seen side by side with the clothes of European nations. You'll be accompanied by J. L. Warden Page, who knows the ground thoroughly and is furthermore endowed with a sense of humor.



and is furthermore endowed with a sense of humor.

WANDER OVER DARTMOOR in the company of Herman Schelfauer who will tell you of this desert place in England, and its remains of the Stone Age and ancient Druid rites. The allurements and very charm of this lonely waste makes a visit to the great moor seem like an adventure.

SMILE AT THE SCHEMES OF THE AMATEUR SMUGGLER as divulged by Garnet Warren on the New York pier where the steamer lands. Here you are merely an observer—your trunk is immune from official examination—and you see both sides of the curtain at once. Some of the wealthy smugglers lately caught and punished should have known what Mr. Warren tells us here.

PONDER ON THE GRAND CAÑON'S BRINK, and with A. W. Dimock explore its depth. You will get a tiny insight into its grandeur, its sublimity and its mystery—the greatest of us cannot penetrate them far. Mr. Dimock calls it the Pantheon of the Gods, and the name is one of the most fitting that has ever been given it.

WHERE CAN YOU TAKE A
TRIP LIKE THIS FOR
15 CTS? — IN

The Travel Magazine

For November

Or, why not take a year's tour around the world for \$1.50?



SIGN UP FOR THE ROUND TRIP TICKET HERE



McBRIDE, WINSTON & COMPANY, Publishers
449 Fourth Avenue, NEW YORK



McBRIDE, WINSTON & CO.

449 Fourth Avenue, New York

Please enter me for a year of Travel, beginning November, for which I enclose \$1.50.

Name _____

Address _____



Life's Hell Number



Coming on
November 17

Remember,

That LIFE is the only periodical in this country that contains

No Information.

It is a mental rest cure for only ten cents. Everybody, all over the country, is talking about it. Everybody is reading it. You are, aren't you? To miss a copy is a calamity. The best way to avoid this is to become A regular subscriber.



**Progressive
Radical
Fearless
Independent
Trenchant
Cheerful
Artistic
Joyful**

TIME TABLE OF COMING SPECIALS

(Subject to change without notice.)

- Nov. 3—**Great Thanksgiving Number.** A pictorial marvel.
- Nov. 10—**Horse Show Number.** Frivolous, fashionable and funny.
- Nov. 17—**Hell Number.** Wonderfully wicked.
- Nov. 24—**Goody Goody Number.** Saturated with Saintliness.
- Dec. 1—**Great Christmas Number.** One Hundred Pages or more.
- Dec. 8—**Adam and Eve Number.** When you see it you'll be glad they fell.

Others coming.

OBEY THAT IMPULSE.

There are two ways to subscribe to LIFE.

First: A three months' trial subscription for one dollar. Canadian, \$1.13; Foreign, \$1.26. Open only to new subscribers. No subscriptions renewed at this rate. *This offer is net.*

Second: One Year for five dollars. Send your name and address immediately to.

LIFE,
West 31st Street, N. Y.




One Hundred Page Numbers of Life soon

Subscription, \$5.00

Canadian, \$5.52

Foreign, \$6.04

MILLS WATER TUBE BOILERS



No. 24 Mills Water Tube Steam Boiler

THIS make of boiler is endorsed by leading heating engineers as the refinement of boiler making.

A trial will demonstrate its economy.

Fire Tube surface greater, Grate area less, larger Combustion Chambers than ordinary Sectional makes is the reason.

THE H. B. SMITH CO.

Manufacturers of
**BOILERS and RADIATORS
FOR HEATING**
1225 Arch St., Philadelphia, Pa.

UNDERGROUND GARBAGE RECEIVER

Ever wish for a Garbage Can in which garbage cannot stink in summer? A can in which flies cannot breed and spread typhoid germs? A can having a cover which every time closes tight automatically—and cannot be opened by prowling dogs and cats? A can which, being out of sight, does not disfigure the backyard? The Stephenson Underground Garbage Receiver has all these advantages.

I also make Underground Earth Closets for camps and for dwellings without sewer, and Portable Metal houses for same.
SOLD DIRECT. Send for circular.
C. H. Stephenson, Mfr.
70 Farrer Street, Lynn, Mass.



LOW COST SUBURBAN HOMES

If you are going to build in the country or suburbs this little book will help you solve your building problems. It gives descriptions, plans and illustrations of nearly 100 houses of varied cost—from a tiny but comfortable little bungalow of five rooms and bath, which costs \$1000, to a cement block house, complete in every detail, which could be built for \$8000.

This little book is brim full of suggestions for anyone interested in building a low cost home anywhere. 62 pages attractively illustrated and printed on coated paper with art paper cover. Price 25 cents postpaid.

McBRIDE, WINSTON & CO.,
449 Fourth Avenue, New York.



In writing to advertisers please mention HOUSE AND GARDEN.

HARTFORD FIRE INSURANCE COMPANY

The Fire Risk

YOUR risk of loss by fire should be reduced to a minimum by telling your agent that you want a policy in a company that, in a hundred years, has never failed to pay a loss. That company is the **Hartford Fire Insurance Company**. Cut out the coupon below, sign your name and send it to the agent or broker who places your insurance. It will be notice to him that when your insurance expires, you want him to get you a policy in the **Hartford**.



Name of Agent or Broker

Address

When my fire insurance expires, please see that I get a policy in the **Hartford**.

Name _____

Address _____



This is a reduced reproduction to show detail. The actual height of the machine is 12 inches.

One Dollar

Puts the

"RICHMOND" Suction Cleaner

in Your Home

ONE Dollar puts the "RICHMOND" Suction Cleaner in your home. One Dollar forever frees you from brooms, mops and dusters—and the backaches and drudgery they bring. One Dollar forever stops the expense and the nuisance of Spring and Fall house cleaning. One Dollar enables you to do, *easily*, by electricity, the worst work a woman has to do. And One Dollar is the only cash outlay. It will bring you the "RICHMOND" Suction Cleaner complete—ready for instant use. The balance you pay for month by month out of the actual money you save. For Vacuum Cleaning is the greatest of all household economies. You are paying the price of a suction cleaner, *right now*—whether you have one or not. You are paying its price out in twice-a-year house cleaning alone—for a "RICHMOND" makes house-cleaning needless.

You are paying its price out—many times over—in the hard labor of sweeping and dusting which the "RICHMOND" makes unnecessary. You are paying its price out again and again in the damage which dust does to your furniture, to your carpets, to your hangings, to your clothing—to YOU. You are paying the price of a "RICHMOND" when a single dollar would save the waste.

YOU see here the lightest and simplest suction cleaner ever designed.

Suction Cleaner, either with or without the hose. For use with the hose, we furnish special tools for cleaning portieres, walls, books, bedding, upholstery, clothing, hats.

For Hair Drying
Also a special attachment for hair drying, pillow renovating, etc. The hose attachment slides on and off with the same ease that your foot slides into an easy slipper. Slip on the hose and the ten-pound "RICHMOND" rivals any machine—no matter how much it weighs or how much it costs. Slip off the hose, and you have a floor machine, which compares favorably in weight with an ordinary carpet sweeper—which sweeps on both forward and backward strokes and glides over the floor without pressure.

Advantage of Light Weight
The "RICHMOND" Suction Cleaner enables you, now for the first time, to clean by electricity without lugging a sixty to eighty pound machine from room to room—upstairs and down. It represents as great an advance over heavyweight vacuum cleaners as these cleaners represented over brooms and carpet sweepers. But light weight and easy operation are but two of the "RICHMOND's" exclusive superiorities. There are many more.

The Vibrating Brush
There is, for example, the vibrating brush, which you find in no other machine. This brush fits in the floor nozzle of the "RICHMOND". It vibrates at the rate of 10,000 times a minute. Not a rotary motion to wear the carpet, but a light up-and-down tapping motion.

Taps Out the Dirt
The vibrating brush taps the caked dirt out of the carpets and fabrics which no other machine could clean. The brush slips in or out, without the use of tools. It is but the work of ten seconds to take it out or put it in. And without the brush the "RICHMOND" will do all that any machine—vacuum or suction—can possibly do without working injury to even the finest fabric.

Simplest Construction
We could multiply comparisons endlessly. But without saying more, you can judge our confidence in the "RICHMOND" by the fact that we do not only cover it with the broadest possible guarantee, but we give you besides a full year to pay for it.

Saves Its Own Cost
If convenience and perfect cleanliness were worth nothing; if it were worth nothing to put an end to the backaches of sweeping; to the drudgery of dusting; to the bugbear of annual house-cleaning—if all these were worth nothing, remember this: The "RICHMOND" Suction Cleaner will pay its own cost and *Earn you a Profit* besides from the actual month-to-month money it saves.

Guaranteed One Year
Surely you must see that the "RICHMOND" Suction Cleaner must give perfect service, perfect satisfaction, day after day, month after month, else we could not afford this offer. Snip out the dollar coupon and send today to

RICHMOND SALES CO.
160 BROADWAY, NEW YORK CITY

Manufactured Exclusively for the
RICHMOND SALES CO.
By **THE McCRUM-HOWELL CO.**
Park Ave. and 41st St., New York

Manufacturers of
"RICHMOND" Boilers and Radiators, "RICHMOND" Enameled Ware, Bath Tubs, Sinks, Lavatories, "RICHMOND" Soda Makers, "RICHMOND" Concealed Transom Lifts, and "RICHMOND" Stationary Vacuum Cleaning Systems.

Five Factories

Two at Uniontown, Pa.—One at Norwich, Conn.
—One at Racine, Wis.—One at Chicago, Ill.
Inquiries regarding built-in-the-house Vacuum Cleaning systems should be addressed to The McCrum-Howell Co., New York or Chicago.

DOLLAR COUPON

THE RICHMOND SALES CO.
Dept. 65 160 Broadway, New York City

I hereby order one "RICHMOND" Suction Cleaner, complete with the following attachments:

- 1 Hose Attachment Shoe
- 1 12-ft. covered Suction Hose
- 1 Book and Wall Brush
- 1 10-in. Drapery Tool
- 1 3-in. Suction Tool
- 1 Pelt-Faced Floor Tool
- 1 Adjustable Wall Brush
- 1 30-ft. Electrical Cord
- 1 Complete Hair Drying Attachment

for which I agree to pay to your order, \$1.00 herewith, and \$6.00 on the first day of each of the next twelve consecutive months. Title to be given me when full amount is paid.

Name _____
Address _____

Limited Offer

The Dollar Offer is limited. It is made to show our unbounded confidence in the "RICHMOND". But by its very liberality, it is bound to swamp the factory. And when the limit of factory output is reached the offer must be withdrawn.

So send the coupon today while the opportunity is still yours! Don't wait. Do it NOW.