



THE GREEK REVIVAL STYLE | FORMAL PLEASURE GARDENS | SUPER CLEANERS

OLD-HOUSE JOURNAL

MAY/JUNE 1995

Sensitive Changes *Additions, Access & Design*




ALSO:
REBUILDING SASH WINDOWS
CANVAS SIDING METHODS

#BXNBQLB***** 5-DIGIT 94402
#NBE0040S091 4#302612 C9
M/J 98
BLNN
#BS03
KEITH WEBER
40 SEVILLE WAY CA 94402-2831
SAN MATEO

\$4.00 US
\$5.00 CANADA





©1995 S-B Power Tool Company, 4300 W. Peterson Ave., Chicago, IL 60646

Our sanders take care of details others haven't even thought of.



Most corner/detail sanders just scratch the surface compared to the Bosch B7000 and new variable speed B7001.

For example, their motors not only deliver 1.1 amps of true orbital action but also minimize annoying vibrations.

What's more, to meet the demands of jobs ranging from scraping to polishing there's a wide selection of optional pads. Hook-and-loop backings make them easier to change than messy adhesives. Plus, unlike the competition, pads and head points last longer thanks to the exclusive Clic™ adjustable head.



For added versatility, a pad extender accessory gets them into places other corner sanders can't touch. And for a cleaner workplace, a dust extraction port is included as standard equipment. Another thing that'll make you breathe easier is their one year warranty, 90 day satisfaction guarantee and one year service protection plan.

So get the detail sanders that cornered the market on performance, the B7000 and B7001 from Bosch.



BOSCH
Power Tools

ENGINEERED FOR PERFORMANCE™





P A M P E R Y O U R S E L F
A N D Y O U R B U D G E T

We offer an exquisitely detailed selection of bathroom basics and home decorating essentials sure to make a designer's difference in your home. Select from over 2000 items - bed to bath, kitchen to den - all first quality - at the lowest price anywhere! **GUARANTEED!** Call or write today for your **FREE CATALOG.**

FREE CATALOG 1-800-659-0203 Ask for Dept. 9951

RENOVATOR'S

P.O. 2515, Dept. 9951, Conway, NH 03818-2515

FREE CATALOG 1-800-659-0203

Ask for Dept. 9951

Name

Address

City

State / Zip


Telephone

8 EDITOR'S PAGE

Thoughts on the importance of being sensitive.

10 MAILBOX

An answer for the kitchen counter-top queries, refrigerator nomenclature, and a planbook match for the Neo-Georgian houses.



14 ASK OHJ

Style suggestions for missing colonnades, patching marble countertops, and identifying a pair of chandeliers.

18 RESTORER'S NOTEBOOK

A bright idea for basement lighting, techniques for edge-banding plywood, and easy gutter removal.

20 OLD-HOUSE MECHANIC

A primer on two of the best cleaning powders for old-house work.

BY GORDON BOCK

26 OUTSIDE THE OLD HOUSE

A look at the 18th-century style of formal pleasure gardens and their architectural features.

BY JAMES ROBERT O'DAY

ON THE COVER: From a snapshot of the old back yard, to perspectives of a new kitchen, the plans for adding to a 1790s house — expanded before in the 1870s.

RENDERING BY GUSTAVE CARLSON,
SWEENEY WALTER ASSOC.
NEW YORK, NY

32 KNOW-HOW

Making Sense of Sensitive Additions

A survey of successful approaches that reconcile the limitations of an old house with a growing family or changing lifestyle.

BY GORDON BOCK

38 HISTORY

The Old Way of Seeing . . . Additions

A short course on the systems of proportion that make classical facades work, and how to use those regulating lines when designing new parts to old houses.


BY JONATHAN HALE

42 STEWARDSHIP

Lowering Old Barriers

Sometimes the most loved features on an old house are obstacles for people with disabilities. Here are some guidelines and resources for making your historic home accessible.

BY JAMES C. MASSEY AND THE OHJ TECHNICAL STAFF




46 HOW-TO

A Window on Sash Repair

Various methods for replicating and replacing the moulded parts of sash windows, using traditional hand tools as well as shop equipment. A 300-year chronology of muntin profiles will guide you to the right match.

BY JOHN LEEKE



SUBSCRIPTIONS: Subscription service (800) 234-3797; back issues (available at \$4.95 per copy) (508) 281-8803. **ADVERTISING:** (508) 283-4721. **EDITORIAL:** We are happy to accept editorial contributions to Old-House Journal. Query letters that include an outline of the proposed article are preferred. All manuscripts will be reviewed, and returned if unacceptable. However, we cannot be responsible for non-receipt or loss — please keep copies of all materials sent. © Copyright 1995 by Dovetale Publishers. All rights reserved.

Printed at The Lane Press, South Burlington, Vermont.

OLD-HOUSE JOURNAL (ISSN 0094-0178) is published bimonthly for \$27 per year by Dovetale Publishers, The Blackburn Tavern, 2 Main Street, Gloucester, MA 01930. Telephone (508) 283-3200. Subscriptions in Canada \$35 per year, payable in U.S. funds.

Second-class postage paid at Gloucester, MA and at additional entries. **POSTMASTER:** Send address changes to Old-House Journal, P.O. Box 58017, Boulder, CO 80322-8017

PRINTED IN U.S.A.

ESTABLISHED 1973

52 TECHNIQUES

Classic Canvas

Step-by-step instructions on the novel Victorian technique of canvassing a gable.

BY KURT HABEL

56 STYLE

Greek Temples for a Young Republic

The first national style of our young nation took its ideas from the architecture of the ancient Peloponnesian republic.

BY JAMES C. MASSEY AND SHIRLEY MAXWELL

62 OLD-HOUSE LIVING

A Detector in the House

Some entertaining and — surprisingly enough — helpful old-house uses for the ultimate beachcombing machine.

BY JANICE DEAN



68 RESTORATION PRODUCTS

Sources for salvaged plumbing parts and antique flooring, a handy mini jigsaw, and rust-proof Colonial hardware.

BY JOSH GASKOF

70 HISTORIC HOUSE PLANS

A picturesque farmhouse with full porch, and a combination garage/guest house.



77 EMPORIUM

Catalogs, Products & Services, For Sale/Swap, Real Estate, and Events

CLASSIFIEDS 77

RESTORATION SERVICES 86

PRODUCTS NETWORK 88

ADVERTISERS' INDEX 94

98 REMUDDLING

An I-House suffering from the bends.

100 VERNACULAR HOUSES

Dutch Brick Houses of New York's Hudson Valley

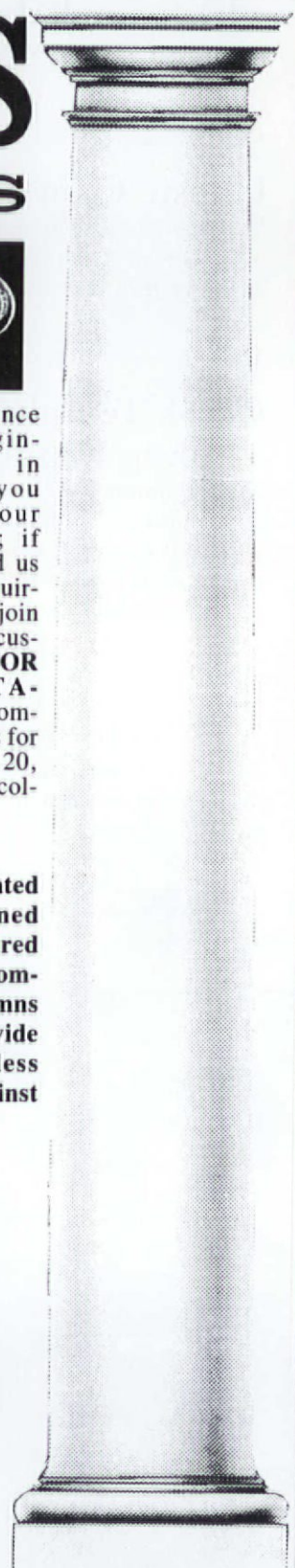

BY WILLIAM BRANDOW



the standard of quality since 1860

SCHWERD'S

wood columns



No. 140 Scamozzi



No. 141 Roman Ionic



No. 142 Greek Ionic

COLUMNS
—Schwerd columns are durable. Our 120+ years of experience in manufacturing



No. 150 Roman Corinthian



No. 152 Temple of Winds

wood columns has proven that the durability of a wood column depends upon the strength of the joint and the quality and thickness of the wood. Schwerd column construction was developed to meet each specific requirement. The wood is thoroughly seasoned Northern White Pine. The pride of craftsmanship and skilled techniques acquired by 120 years of specialized experience is applied. The resulting product is a "Schwerd Quality Column" specified by architects with complete confidence. Both standard and detail columns can be furnished from 4 in. to 50 in. in diameter and up to 35 ft. in length with matching pilasters.

If you are one of our old customers during the many




No. 144 Modern Ionic

years since our beginning in 1860, you know our product; if not, send us your inquiries and orders and join our list of satisfied customers. ■ **SEND FOR OUR FREE CATALOG** ■ Schwerd's complete aluminum bases for 8, 10, 12, 14, 16, 18, 20,

22, 24, 26, 28, and 30 in. dia. columns.

Schwerd's-Aluminum ventilated plinth and aluminum turned member base are manufactured of thick metal and are recommended for all exterior columns in the above diameters to provide a maintenance-free, seamless base which is guaranteed against deterioration for a lifetime.



A. F. SCHWERD MANUFACTURING COMPANY

telephone: 412-766-6322

3215 McClure Avenue

Pittsburgh, Pa. 15212

**WE DIDN'T BUILD IT
AS A LOW-PRICED MITER SAW.
WE BUILT IT AS A DELTA.**



You're looking at the lowest-priced 10" Power Miter Saw we make. Packed with all the stamina and precision you'd expect to find in a more expensive saw. At a glance you can see more features than you're paying for. So what's the catch?

No catch. It's just that we have miter saws down to a science. We've built more configurations of power miter saws than anyone. So you benefit from efficiencies in design and cost of manufacturing that allow us to build professional quality saws at a less-than-professional price.

This one weighs only 28 pounds, so you can take it right to the job. Crosscuts a 2x6 or 4x4 at 90°. Mitters a 2x4, flat or on edge, in a single pass at 45°. A rigid



cast iron head support ensures accuracy. D-handle design with a trigger switch gives you positive on-off control. Electric blade brake automatically stops the blade when you let go. However, we should probably warn you: This isn't a saw you'll want to let go of, once you get your hands on it.

For the name of the nearest dealer, home center or hardware store carrying Delta tools, call Delta International Machinery Corp., 800-438-2486. In Canada, 519-836-2840.



**THE
POWER
OF THE
PROS**

DELTA
WOODWORKING MACHINERY
A Pentair Company

Delta funds these national PBS programs.

The New Yankee Workshop with Norm Abram.

The American Woodshop with Scott Phillips.



The Language of Additions

AS YOU READ THIS *OLD-HOUSE JOURNAL*, YOU'RE bound to notice that the word *sensitive* pops up in several places throughout the issue. It's a popular adjective these days — almost politically correct. However, the sensitive we're talking about is not the same as being attentive to a "significant other" in a New Age way. It also doesn't imply a delicate or highly classified situation, as in "sensitive negotiations."

When it comes to old houses, sensitive means a respect for the historic integrity of a building and the work of those who constructed it. How do you treat a building with sensitivity? By first identifying and retaining the materials, details that give a period house its unique character. These features are tangible evidence of the past, and the trick to sensitive additions or major changes in an old house — the focus of this issue — is to work without radically altering or destroying them.

Here's some more architectural argot that may be ambiguous or unfamiliar to the man-on-the-street, but has specific meaning in the world of adding on to old houses:

ADDITION — A new structure, which is physically connected to an existing structure. In contrast, an *alteration* takes place within the existing structure.

ELEMENT — One of the defining architectural features of a building, such as a porch, balcony, chimney, or dormer.

ELEVATION — A two-dimensional drawing (or other graphic representation) showing the vertical, upright parts of a project — a very common example being

the front view of a house as seen dead-on.

ELL — A wing that is secondary and positioned at right angles to the main building.

FENESTRATION — More than a five-dollar word for windows, fenestration is the arrangement of these elements in a building.

FOOTPRINT — The area directly underneath a structure and having the same perimeter as the structure.

MASSING — Seen from the outside, the overall effect of a building.


PROPORTION — The width-to-height relationship of openings, such as windows and doors, or the combined area of openings to the area of the wall.

RHYTHM — The result of repeating an element — regularly or irregularly — to produce a desired visual effect.

SCALE — The apparent size of a building as it relates to man or another structure.

WING — An auxiliary part of a building that extends out from the main portion.

IT IS A MAXIM OF ARCHITECTURE THAT THE BEST OF OLD and new will stand successfully side-by-side. Good design is timeless, and sure enough, many of the communities — and individual buildings — we enjoy and seek to preserve are not homogeneous, but made up of infills and accretions from different eras. To borrow another truism from a different discipline, once you've identified the issues concerning additions to old houses, the solutions become a lot clearer.



The local tradition of multiple addition "telescope houses" provided answers for the sensitive expansion of this stone residence in southeastern Pennsylvania.

Edwin Keel



OLD-HOUSE
JOURNAL

EDITOR
Gordon H. Bock

ASSOCIATE EDITORS

Lynn Elliott
History and Design

Josh Garskof
Techniques

CONTRIBUTING EDITORS

John Leeke
Sanford, Maine

James C. Massey
and Shirley Maxwell
Strasburg, Virginia

Marylee MacDonald
Evanston, Illinois

J. Randall Cotton
Philadelphia

DESIGN DIRECTOR
Patrick Mitchell

DESIGN ASSOCIATES
Inga Soderberg
Claire MacMaster

ART ASSISTANT
Kate Gatchell

PRODUCTION MANAGER
Jim LaBelle

CIRCULATION MANAGER
Ellen Higgins

CIRCULATION ASSOCIATE
Michele Totten

CUSTOMER SERVICE
Cathie Hull, Nicole Gaspar

NATIONAL SALES MANAGER
Becky Bernie

SALES ASSOCIATE
Sherrie Somers

OFFICE MANAGER
Joanne Christopher

CIRCULATION CONSULTANT
Rosalie Bruno

EDITOR-IN-CHIEF
Patricia Poore

PUBLISHER
William J. O'Donnell

Old-House Journal [ISSN 0094-0178] is published bimonthly for \$27 per year by Dovetale Publishers, The Blackburn Tavern, 2 Main Street, Gloucester, MA 01930. Telephone (508) 283-3200. Subscriptions in Canada \$35 per year, payable in U.S. funds.

Second-class postage paid at Gloucester, MA and at additional entries. POSTMASTER: Send address changes to Old-House Journal, P.O. Box 58017, Boulder, CO 80522-8017.

Printed at the Lane Press, S. Burlington, Vermont

Possibly the priciest
power tools on
the planet.



And worth every nickel.

The Fein Dust-Free Sanding Systems. Not merely a purchase. But an investment in the way you work. A system, custom-fitted to meet your exact requirements. If what you need is the best in the world.

Rated for continuous, heavy-duty use, where precision sanding and high productivity are critical. In situations where dust is a way of life.


Take for instance, a *true* random orbit sander that's almost as aggressive as a belt sander. Minus the dig-in. Produces a surface as uniform as a half sheet finishing sander. A lot quicker. Extracts dust right where it's created, through holes in the pad, as well as extraction slots around the perimeter of the pad. No shroud to block your view. Extractors switch on and off automatically with the sander.


Any Fein sander, linked up with any standard Fein-Vac dust extractor, will contain 99.976% of all extracted dust down to 1 micron in size. (If you lined up 75 such particles side by side, they'd equal the diameter of a human hair.) And if you really want to split hairs, an optional HEPA filter available on several of our extractors, will contain 99.97% of extracted dust down to a third of that size.

Whether you're working atop an antique restoration or beneath the hull of a boat or anywhere in between, you could be working with the *Feinest* sanding system on the planet. Soon as the dust clears. Just call for more information: 1-800-441-9878. Fein Power Tools Inc., 3019 W. Carson St., Pittsburgh, PA. 15204.



Celebrating a Century
Since Fein Invented the World's First Power Tool.





and boxes referred to their products as “refrigerators.” Interestingly, the name preceded refrigeration technology.

— The Editors

installed the cover counter is Fireslate-2, 47 Hamel Road, Dept. OHJ, Lewiston, ME 04240; (800) 523-5902.

— The Editors

COUNTER COVER

WE LOVE THE COUNTERTOP SHOWN on the cover of your March/April 1995 issue. What is it?

— WENDY SPELLMAN
Oakland, Calif.

It is called Fireslate. Similar to high-school lab tabletop, it is a portland cement product. Manufactured by Flurgrit, in Germany, it comes to the States in 4'x8' sheets, which are cut, edged, and finished by a number of installers. (Seams are filled with matching epoxy.) The company that

RESTORER'S NOTEBOOK FAN

I WAS READING THE MARCH/APRIL 1995 OHJ (I have read it cover-to-cover for at least 15 years). When I turned to Restorer's Notebook, I thought, what a great paperback publication a compilation of those tips would make. The ideas are great, the illustrations excellent, and the infrequent photos make the notebook a lively, high-interest item for old house people — and anyone interested in working on their house.

— FRED YOUNG
Moorestown, N.J.

REFRIGERATORS OR ICE BOXES?

Dear OHJ,
IN YOUR ARTICLE ABOUT THE HISTORY of refrigerators and ranges (“Fire & Ice,” March/April 1995), you refer to early coolers as “refrigerators.” Yet these units did not use refrigeration, they were chilled by large blocks of ice. To my knowledge, the first such appliances, which opened from the top, were called “ice chests,” then around the turn of the century, they stood upright, and were properly termed “ice boxes,” and only after the introduction of electric coolers, did the name “refrigerators” come into use. Why did you call all of them refrigerators?

— THOMAS M. SMITH
Cambridge, Mass.

NEO-GEORGIAN COTTAGES



I SUSPECT THAT A NUMBER OF OLD-HOUSE JOURNAL READERS recognized the Maryland neo-Georgian cottages depicted in “Defining the Cape Cod” (March/April 1995). There are examples of this house type here in upstate New York, and, probably, in many areas. The houses likely have their origins with “The Cornell,” a mail-order plan from the 1925 catalog of Standard Homes Company in Washington D.C. The plan seems to have been a very successful one, since variants without jerkin-head roofs and with different floorplans (probably to avoid copyright infringement) were quickly marketed by other companies.


— DANIEL D. REIFF
State University of New York, Fredonia, N.Y.



A portion of an 1890 advertisement for Baldwin’s “refrigerators,” which were cooled with ice.

Good question. Researching the article, we were surprised to find that, almost without exception, manufacturers of the earliest ice-cooled chests

Quality, Selection, Service



and a whole bunch of door knobs!

Since  1916

***Crown City* HARDWARE CO.**

Introducing our latest 1993 Crown City Collection Catalog. Expanded to over 370 pages, containing hundreds of new restoration and decorative hardware items, our latest catalog is the most complete hardware resource available today. It's filled with all periods and all types of hardware for doors, windows, cabinets, and furniture, as well as informative sections on product usage, installation, and style. Still only \$6.50. To obtain your copy of the catalog, send check to:

Crown City Hardware Co., 1047 N. Allen Ave., Dept. J95, Pasadena, CA 91104

Please allow 6-8 weeks for delivery.



Top Picture: Rococo Chandelier by Starr, Fellows, New York C: 1857
Center: Deer's Head sconce by Gibson Gas Fixture Works, Phila., PA C: 1890
ONLY TWO OF MANY LOVELY DOCUMENTED REPRODUCTIONS
Bottom: A small sample of our hardware

Two beautiful *four color* catalogs available:
"Heritage Lighting": 16 color pages...\$2.00
Over 120 beautiful reproduction lights & "Brass Hardware": 28 color pages...\$2.00
 Over 900 items of brass hardware
O R
 Order both catalogs for only \$3.00

AMERICAN HOME SUPPLY
 P.O. Box 697
 Campbell, CA. 95009
 Phone: 408-246-1962

MAILBOX

MANSION CORRECTION

AS THE OWNERS AND OPERATORS of the Morse-Libby Mansion, the Victoria Society of Maine was pleased to see an image of the house included in the Jan./Feb. 1995 issue ("Porch and Paint Palaver for a Stylish Italianate"). However, the caption contained inaccurate information. Henry Austin, of New Haven, Connecticut, was the architect of the building (1860).

—ARLENE PALMER SCHWIND
 Victoria Society of Maine
 Portland, Maine

MERCER TILE FACADE

YOUR ARTICLE ON HENRY MERCER (Who They Were, Jan./Feb. 1995) prompts me to send these pictures of our old house, which was completely faced with Mercer tile in 1914. The then-owner was very unhappy with the results and wrote to Dr. Mercer that it made him the "laughingstock of the neighborhood." He threatened suit, but



The ornate Mercer tile added to this Philadelphia rowhouse in 1914 did not please its owner.



never followed through. I suppose this could be an early remuddling, but we love the house anyway.

— KATHARINE KRIEBEL
 Philadelphia, Pa.

OHJ'S MASSEY TO TEACH COURSE



James Massey's course, **Restoration and Preservation of Historic Properties**, will be held in Drew University's restored 1835 Greek Revival mansion, a subject for class study.

OLD-HOUSE JOURNAL contributing Editor James C. Massey will lead a two-week course on the preservation of historic buildings at Drew University in Madison, New Jersey. Through slide lectures, case studies, field work, the course will teach students to identify building styles and periods and to analyze changes and additions. The class will run from June 5 through June 16, meeting Mon. through Thurs. from 9 a.m. to noon. Contact Drew University's continuing education department, at (201) 408-3400. Enrollment is limited. In addition to teaming up with his wife, Shirley Maxwell, as OHJ's architectural historians, Massey is the former Vice-President of the National Trust for Historic Preservation and a co-founder of the National Preservation Institute.

BRINGING THE PAST INTO THE PRESENT

“I CAN’T STAND A NAKED LIGHT BULB...”

TENNESSEE WILLIAMS



Dress your next project with our fine quality, solid brass reproduction lamps and fixtures. Designed to enhance a



variety of commercial and residential settings. Request our catalog featuring over 200 Craftsman, Victorian and Neoclassic designs.

REJUVENATION LAMP & FIXTURE CO. 1100 S.E. GRAND AVENUE PORTLAND, OREGON 97214 (503) 231-1900

Ask OHJ

Send your questions to:
Ask OHJ
Old-House Journal
Two Main Street
Gloucester, Massachusetts 01930


Period Colonnades

Our 1905 house apparently had a room divider between the entryway and the parlor. Judging by ghosts on the floor, we think it had columns and panels. What might it have looked like?

— A.B. Loeschen
Austin, Minn.

COLONNADES WERE EXTREMELY popular at the turn of this century, especially for Colonial Revival and Arts & Crafts style houses. “The colonnade [is] at once a wall and a door, but neither,” exclaimed Curtis Lumber & Millwork Company’s 1917 catalog. “It is the handsome go-between of rooms, the neutral arbiter of space, a stately portal, ever open, inviting friendly intercourse and passage.” Indeed, nearly every building products catalog of the era offered numerous designs available by mail order. The

Stock colonnades did not include jamb or baseboard moulding. Shelves and desktop could face opposite rooms (Roach & Mussler Co., 1927).



standard colonnade had columns and chair-rail-height woodwork that picked up the wainscot or panelled door detail of the house. Fancier models offered book shelves with glass doors and even desks.

Blown-in Back-Up

We recently had insulation blown in our walls. Our architect now tells

us we need a vapor retarder on the interior walls. Can you suggest an appropriate product?

— Larry Tyler
Rockville, Md.

BATT AND BOARD INSULATION typically come with their own vapor retarder — foil facing attached to one side. Installed on the living space side [continued on page 16]

Belted Bodies

Can you give me any information about the curious projection separating the upper and lower stories of my house? I have never seen anything like this on another house in my community. What is its purpose?

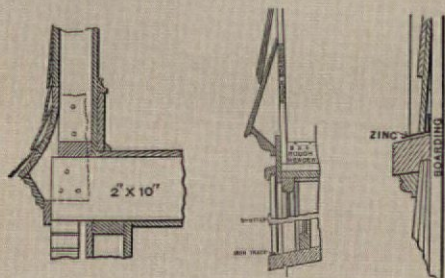
— Eileen M. Klees
Chicago, Ill.



A belt course divides the siding between stories — mostly for effect.

THE “BELT-COURSE” PROJECTION — a detail named for the similar masonry technique — is a fairly typical feature from the 1890s to the 1910s. In brickwork, such a course was designed to shed rainwater away from the building, protecting the foundation from moisture. This strategy also works for wood-sided buildings, but, for houses with clapboards or shingles, a belt course was mostly a decorative element. It often coincides with a double-body scheme — different types of siding on each side of the belt course. Painters often used belt courses to separate colors (or shades of a single color) for polychrome paint jobs. Sometimes it was painted the trim color.

Approaches to building a belt course, left to right: horizontal sheathing topped with short shingles ride on gussets (1894) for a curved profile; double coursed shingles rest on moulding (1901); and a simple, exposed horizontal moulding (1901).



Wood Restoration System



This rotted – and irreplaceable – woodwork...



...can be easily and permanently restored...



...sanded, nailed, stained or painted.



10" rotted bottoms of these load-bearing columns...



...were completely sawed off and replaced with...




...WoodEpoxy, which outperforms and outlasts wood.

The New Standards To Restore & Replace Wood

Specified by the U.S. Government, national restoration centers, museums, architects, contractors and other professionals, Abatron's restoration materials handle virtually any wood repair problem. Results are guaranteed by years of incredible performance and our service.


LiquidWood®

Deep penetrating wood consolidant. High-strength and strong adhesion, clear, transparent, low viscosity. Regenerates and waterproofs wood by hardening after penetrating. Can be brushed or poured on. Ideal for rotted windowsills and frames, columns, doors, furniture, sculptures structural and decorative components of any size in/outdoors.



WoodEpoxy®

The most versatile, STRUCTURAL & decorative wood substitute & no-shrink adhesive putty used in any thickness to replace, repair, extend or fill wood and other materials in structures, frames, furniture, boats, components, sculptures, in/outdoors. Can be sawed, nailed, planed, stained, painted. Often stronger than the original, unaffected by water, weather and termites. A NEW STANDARD IN WOOD RESTORATION.



Abatron's **Wood Restoration Kit** contains **LiquidWood A** (resin) and **B** (hardener), **WoodEpoxy A** and **B**, and **Abosolv** solvent. Available in 5 pint, 5 quart, and 5 gallon sizes.

1-800-445-1754

414-653-2000

FAX 414-653-2019



ABATRON, INC.

5501 95th Ave., Dept. OH, Kenosha, WI 53144 USA

Since 1959, manufacturers of: Structural adhesives and sealants
 Protective and waterproof coatings – Seamless floors – Grouts for pitted and spalled surfaces
 Terrazzo systems – Expansion joints – Anchoring grouts for posts, precasts and structures
 Underwater patching compounds – Resins for fiberglass and composites
 Caulks – Crack injection resins

What Is SANYO?

WATER COOL	FOR OUTDOOR PRODUCTS	STANDARD ACCESSORIES	EXTRA LARGE FILTERS	EXTRA LARGE ACCESSORIES	WALL MOUNTED
\$50		\$50	\$50	\$50	\$100
\$100					\$100
\$250	\$25				
\$500	\$500				
\$1000	\$1000	\$1000	\$1000	\$1000	\$1000

Ductless Split Air Conditioner with 4, 3, or 2-Way Air Discharge Capabilities

The Category Is:
Air Conditioning Products

The Answer: Ductless split air conditioner with 4, 3, or 2-way air discharge capabilities.

The Answer: Ductless split air conditioner/heat pump line with 36 models to choose from.


The Answer: Wall/floor/ceiling-mounted ductless split air conditioners with BTUs ranging from 7,000 to 45,000.

The Answer: Best ductless split air conditioners for small office applications.

The Answer: Ductless split air conditioners with the best design for today's decor.

For those not familiar with the Sanyo line of ductless split air conditioners/heat pumps, not coming up with the correct question "What is Sanyo?" will not put you in jeopardy.

And, for those who know the Sanyo line with 36 models, you already know it offers the best indoor climate control solutions to real-world problems.



SANYO

For more information please contact,
Sanyo Air Conditioning Products
21350 Lassen Street
Chatsworth, CA 91311
Phone: (818) 998-7322, Ext.750

Ask OHJ

[continued from page 14]
of the wall, the retarder inhibits moisture condensation in the insulation. Blown-in insulation, however, has no such facing. And since it's typically blown into walls that have siding and plaster intact, it's not possible to add a sheet vapor retarder, such as 6-mil polyethylene.

The solution is to use moisture inhibiting interior paint. One such product is Glidden's Insul-Aid, available at some paint stores. It's a latex product that can be applied with rollers and brushes. One coat is generally sufficient for smooth surfaces, but two may be required on porous areas, like masonry walls. Insul-Aid can be applied over old paint (as long as it is properly prepared) and can be overcoated. For a local source, contact The Glidden Company, 925 Euclid Avenue, Dept. OHJ, Cleveland, OH 44115; (216) 344-8000.

Marble Patch

We have a broken marble countertop. Is there any way to reattach it so that the patching material looks like the usual gray veins in the stone?

— Karen Purser
San Francisco, Calif.

USE A CLEAR, LOW-VISCOSITY EPOXY. If the crack is very fine, coloring may not be necessary. For large voids, try to match the color of the stone with marble dust from a marble supplier. (Very old marble that's developed a dark patina might be tough to match.)

To get the closest match, use dust from your marble countertop. Scratch the bottom of the stone with a diamond-surfaced hacksaw blade, collect the dust, then blend it with the epoxy as you combine the two parts.

Do some test mixes to get the color right. Then, overfill the crack slightly and let it harden. To finish the seam, cut it flush with a razor blade before it cures completely and sand smooth with 600-grit sandpaper.

Flip-Flopped Fixtures

These original chandeliers are in our 1929 house. One has standard bulbs hanging downward (left), and the other has the candle-flame type pointing up (right). Has one been altered?

— Denise Hill
Santa Rosa, Calif.



Teardrop and candle-flame bulbs in matching 1920s chandeliers.

YOUR FIXTURES ARE PROBABLY BOTH in their original form. In the 1920s and '30s, lighting manufacturers mass-produced fixtures in great variety, offering chandeliers with arms that could be oriented either up or down. By the roaring '20s, candelabra-like Colonial Revival fixtures were extremely popular. These were designed for ornamental, flame-shaped bulbs that romantically evoked 17th- and 18th-century America's light — the candle. Many models had sleeves with faux dripping wax. The bulbs were low-wattage and used for mood lighting — not for brightening work areas — which may explain the choice of two different bulb types in your house.

CONCRETE RESTORATION SYSTEM

*Our easy-to-use
products save
your time,
your money . . .
your concrete*

- **PERMANENT**
- **STRUCTURAL**
- **CHEMICAL RESISTANT**



ABocrete bonds broken sections, rebuilds missing parts, repairs deteriorated surfaces.



ABoweld bonds, patches and reshapes stairs and vertical surfaces. Will not slump.



ABocoat coats, protects, beautifies.

Restores:

Floors • Driveways
Steps • Columns • Walls
Patios • Decks • Garages
Post anchors • Pools
Sculptures • Sidewalks
Docks • Warehouses



ABATRON, INC.

Since 1959

5501 95th Ave.,
Dept. OH,
Kenosha, WI 53144 USA




For more details call:
800/445-1754
414/653-2000
Fax: 414/653-2019

RESTORER'S NOTEBOOK

REMOVING GUTTERS

HERE'S A TRICK I'VE DEVELOPED to make removing metal gutters — and their hangers — easier. I loosen each shingle along the bottom course and then push a rope underneath them. The thickness of the rope (1/2" or more) lifts the shingles and holds the entire row out of the way, freeing both hands to pull nails and remove hangers. I leave the



Rope makes a good shingle lifter for gutter removal and installation work.

rope in place when attaching new gutters. Then, I simply pull slowly on one end of the rope, releasing the entire loosened course, and tighten the shingles.

— DERK AKERSON
Roseville, Calif.

STRIPPING TOOL


STRIPPING PAINT FROM SMALL crevices is difficult because tools that are thin enough to get into the grooves (like a blade or awl) are also sharp enough to damage the wood. Try crochet needles. They have different sized points, with rounded tips, perfect for removing paint from the smallest places without scratching the woodwork. I carry them in my tool bag.

— WILLIAM J. SCHMITZ
Athens, Ga.

EDGING PLYWOOD

WHERE THE EDGE OF PLYWOOD is exposed — on cabinets or built-in shelving — I have a good technique for edge-banding. Instead of attaching a thin, flat piece of solid wood, I use different shapes that better cap the laminated edges. For places where only one side of the plywood is visible, such as a

low shelf, I cut the plywood's edge at 45 degrees with the long point on the visible side. Then, I cut the edging strip with the same angle. If it's done right, the seam lines up with the corner and is undetectable. If both sides of the plywood will be in plain sight, I cut a V-groove in its edge and install V-shaped banding



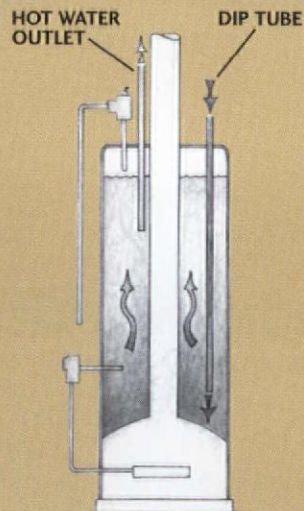
Left to right: standard edge-banding; angled for one invisible side; V-groove for total camouflage.

that meets the plywood at both corners and is invisible from both directions. Also, edging can be mitered to go around corners.

— RUDY WORTHTON
Evanston, Ill.

MORE HOT WATER

IF YOUR OLD WATER HEATER isn't providing enough hot water, check the cold water supply line inside the tank. A dip tube should carry the water down into the tank bottom. (As the water heats, it rises and the hot water is drawn from the top.) Often the dip tube breaks off or corrodes inside, so the cold water is released near the



The dip tube brings cold water to the bottom of the tank, where it's heated and rises to the top.

top of the tank, where it mixes with the heated water — and cools it. To check and replace a dip tube, shut off the power and water supplies to the tank. Then, disconnect the cold water supply line and remove what's left of the dip tube. Replace it with a matching new one (inexpensive and available from a plumbing supplier). Consult your dip tube supplier and the heater's manual for more information.

— T.J. FORREST
Sweetwater, Tex.

BASEMENT LIGHTS

THERE IS A DARK CORNER IN MY 6' deep basement. The light socket is not on the switched circuit, and the area is hard to navigate because it's behind the large center chimney. So I exchanged the pull-chain socket for a motion-activated light, common for outdoor use. Instead of the standard floodlights, I used 75 watt bulbs. Now the light automatically turns on for me.

MIRA CHIN
— Syracuse, N.Y.

Share your solutions! We'll pay \$25 for hints or shortcuts that might help other old-house owners. Send them to Notebook Editor, Old-House Journal, Two Main Street, Gloucester, MA 01930.


Interior Design Collection

for HISTORIC BUILDINGS

for only \$2.95

as your introduction to the
Architects & Designers Book Service.

You simply agree to buy three more books—
at significant savings — within the next 12 months.



**A \$77.75
Value!**

Repair, replace, or re-create interiors of the 18th, 19th and 20th century with the five-volume Interior Design Collection For Historic Buildings. Published by the National Trust for Historic Preservation, each book is full of details for historic interiors, suppliers to help you find the resources you need, restoration advice and techniques, and standard preservation guidelines.



Wallpapers for Historic Buildings

by Richard C. Nylander

Select an authentic wallpaper for your period home with this unique catalog of more than 350 carefully reproduced designs. Includes a list of manufacturers, a glossary, and period installation techniques. Publisher's Price: \$13.95

Fabrics for Historic Buildings

by Jane C. Nylander

This revised edition shows you how to choose, buy and install appropriate fabrics for historic interiors. Includes more than 600 fabric types and patterns with reproductions of fabrics used from 1700 to 1900, and a new chapter on 20th century fabrics.

Publisher's Price: \$16.95



Floor Coverings for Historic Buildings

by Helene Von Rosentel and
Gail Caskey Winkler

Find appropriate period floor coverings from 1750 to the 1930s. Over 175 photographs, a history of American floors, a glossary of floor covering terms, installations methods, and addresses for 82 suppliers are included.

Publisher's Price: \$14.95



Lighting for Historic Buildings

by Roger W. Moss


A detailed history of lighting in America with a catalog of 481 suitable reproductions available today to help you successfully re-create historic lighting. Features information on choosing fixtures, a glossary and a suggested reading list. Publisher's Price: \$14.95

Walls & Moldings: How to Care for Old and Historic Wood and Plaster

by Natalie Shivers

Learn to expertly care for, repair and revive wood and plaster walls and moldings. You'll find hundreds of answers to rehabilitation problems, 300 photographs and drawings, a glossary of terms, and standard preservation guidelines.

Publisher's Price: \$16.95



The ARCHITECTS AND DESIGNERS BOOK SERVICE will keep you on top of all the latest issues and trends in architecture. Our exciting selection of books covers residential and contract design, historic preservation, landscape architecture, graphic techniques, and interior design. All books are available to you at significant savings, with prices starting as low as \$14.95.

MEMBERSHIP BENEFITS

In addition to getting the INTERIOR DESIGN COLLECTION FOR HISTORIC BUILDINGS for only \$2.95 when you join, you keep saving substantially with discounts of up to 50% off the publishers' prices on books you choose to purchase. • Also, you will immediately become eligible to participate in our Bonus Book Plan. • Moreover, our books are always identical to the publishers' editions. You'll never receive an "economy edition" with inferior paper and bindings from us. • At 3-4 week intervals (16 times per year), you will receive the Architects & Designers Book Service News, describing the coming Main Selection and Alternate Selections, together with a dated reply card. • In addition, up to four times a year, you may receive offers of Special Selections which will be made available to a group of select members. • If you want the Main Selection, do nothing, and it will be sent to you automatically. • If you prefer another selection, or no book at all, simply indicate your choice on the card and return it by the date specified. • You will have at least 10 days to decide. If, because of late mail delivery of the News, you should receive a book you do not want, we guarantee return postage. If reply card is missing, please write to Architects & Designers Book Service, Dept. 8-EF3/00153, 3000 Cindel Drive, Delran, NJ 08370-0001, for membership information and an application.

© Newbridge Communications, Inc. a K-III Education Co.

Old House Journal 5/95

NEWBRIDGE

Coming Clean on TSP, MEX, *et al*

BY GORDON BOCK

TO LOOK AT THE MYSTERIOUS NAMES AND NON-SENSE packaging, you'd think TSP and MEX are secret formulas or military gear. In reality, these inexpensive, plain-Jane products are two of the best cleaners around for old-house work. So what's the deal on MEX, TSP, and the namesakes that share their shelf in paint and hardware stores?


For years, *OHJ* readers have praised the many powers of TSP, and for good reason. Short for trisodium phosphate, TSP is a generic compound that has been cleaning homes and industry for over a century. The Navy purges steam pipes on ships with TSP; commercial laundries call on it for textiles. In houses, TSP may show up as a water softener (in pellet form), but it's most often put to work as an all-purpose dirt fighter and paint deglosser.

Manufactured from phosphate rock, TSP's prowess comes from being very alkaline — ideal for lowering water surface tension and emulsifying grease. For average indoor cleaning, dissolve $\frac{1}{4}$ to $\frac{1}{2}$ cup of TSP powder in 2 gallons of hot water. Follow with a rinse of clean water.

Outdoors, TSP is safe to mix with bleach for a mildew killer-cleaner (combine 1 quart chlorine bleach with 1 cup TSP dissolved in 3 quarts warm water). Water and TSP is also good for sludge clean-up after stripping paint with a water-rinsable remover. Recently, TSP has even found a role in lead paint abatement. The phosphates have an affinity for lead, and washing up with TSP is recommended for reducing paint dust levels.

Even better for restoration work, TSP's mildly caustic nature can conquer oil-based paints and var-

nishes. An average mix takes the sheen off enamels so new paint has a better hold. Stronger solutions actually soften old paint layers by breaking down the oil binder so they loosen with a stiff brush (latex paints are unaffected). One of the few ways to remove notoriously tenacious milk paint is with 1 lb TSP in 1 gallon very hot (not boiling) water. But why stop here? In an old house there's no limit to the light-duty paintstripping a strong solution of TSP can do — soaking painted door hardware in a bucket, for example, or wet-mopping a floor to lift drips and spatter. Neutralizing isn't necessary, but rinse well before refinishing. The downside to alkalinity is that TSP may darken hardwoods and can corrode unfinished aluminum. Test first before washing any surface. Like all strong cleaners, TSP should be handled with care by wearing gloves and eye protection. Outdoors, wet down plants first with fresh water to avoid "fertilizer burns" if they get splashed.



TSP and its clones are strong, yet clean with next-to-no sudsing. MEX has a flair for de-sooting brick and stone, such as fireplaces and outdoor grills.

Cheap, versatile, and easy to use, TSP sounds A-OK, but there's a catch. In locales where phosphates are restricted because they enter streams and lakes, causing algae growth, TSP may be unavailable. (Many states just prohibit phosphates in laundry cleaners, but New York and Vermont include TSP in this group.) TSP can also be hard to find just because it's sold by another name; check the wall-and-woodwork cleaners, as well as paint-prep materials.

Enter a different powder with a letters-only moniker: MEX. Rather than an acronym, MEX is the trade name for a product based on a non-phosphate group of chemicals. Chief among

[continued on page 22]



Designed by the ages. Crafted by hand.

Fischer & Jirouch has been hand-crafting plaster ornaments by the same methods for nearly 100 years. We use only traditional plaster in replicas of our 1,500 designs from a variety of periods. Architects, tradespeople, and do-it-yourselfers rely on our pieces to enhance their exterior and interior projects. We also offer custom reproduction.



Hand-crafted Fischer & Jirouch ornaments are as easy to work with as wood and authentic throughout. *Send for our 144-page catalog (\$10 US, \$15 Canadian).*



THE FISCHER & JIROUCH CO.

4821 Superior Ave. • Cleveland, Ohio 44103
Tel. (216) 361-3840 FAX (216) 361-0650

A style that's never out of date



the old "tin" roof...traditional charm and beauty

The old "tin" roof never grows old in style... just in the generations of service it gives. Its charm is ageless, its popularity with architects and builders in both new and remodeling projects has remained strong.

The tin roof... it's actually terne metal manufactured by Follansbee Steel... will give your house a long-lasting and traditional charm not possible with other roofing materials. We'll be happy to send you additional information.

Painting Terne

Terne must be painted immediately after application according to specifications. The first coat is to be TerneCote I, the primer, followed by a finish coat of TerneCote II. Follansbee manufactures TerneCote and it is available in 11 standard colors. It can be purchased through your local distributor or from Follansbee Steel.

For more information, call us toll-free
800-624-6906

FOLLANSBEE

FOLLANSBEE STEEL • FOLLANSBEE, WV 26037
FAX 304-527-1269

Moving Sale



ANTIQUe PLUMBING AND LIGHTING SUPPLIES FOR THE ENTIRE HOME

Mac The Antique Plumber carries the best and largest selection of antique plumbing supplies in the world . . . and other places too! Our NEW (1992/1993) catalog features 70 pages of plumbing supplies including leg tubs, shower enclosures, high and low tank toilets (including our new pillbox toilet), pedestal sinks, and a variety of bathroom parts and accessories; 13 pages of lighting fixtures and shades; and 14 pages of house hardware. In all, 2,000 different products are featured in our 96-page full-color catalog.


Forget the rest, we're the best

We will match or beat any advertised price, guaranteed

MAC THE ANTIQUE PLUMBER

6325 Elvas Ave., Dept. OHJ-695
Sacramento, CA 95819 800-916-BATH (2284)
916-454-4507 (CA) 916-454-4150 (FAX)
Catalog \$6.00 (refundable on first order)


Wooden Storm-Screen Doors & Gazebos



- Large selection of storm-screen doors in standard & custom sizes.
- Victorian porch furniture and trim.
- Planters, benches, swings, arbors.
- Gazebos with East Coast installation offered.

THE OLD WAGON FACTORY

For catalog, send \$2.00 to:
The Old Wagon Factory
P.O. Box 1427, Dept. OJ45
Clarksville, VA 23927
(804) 374-5787



[continued from page 20]

them is sodium metasilicate, another workhorse, heavy-duty cleaner that packs an alkaline punch. It's found in many hard-surface cleaning products, such as those for brightening whitewall tires. Like TSP, MEX mixes with water pretty much to taste for cleaning dirt and grease. It's particularly good at removing soot and smoke stains from brick and stone masonry, as well as oil and grease from concrete driveways and walls. While not a paint softener or deleader, a strong solution of MEX (1 cup powder to 1 gallon water) will lift shellac and wax — handy for restoring wood floors and woodwork.


On the market for 35 years, MEX didn't start out as a stand-in for TSP, but over time it has assumed the role for some cleaning jobs. A case in point is removing grime from steam-heating boilers that are afflicted with "wet steam" (see "The Care & Feeding of One-Pipe Steam," Nov/Dec 1994 *OHJ*). Wear rubber gloves when working with strong solutions of MEX, and always avoid eye and lung contact with the powder. The manufacturer also says the mix can stain "open-grained woods" — that is, hardwoods — if left to stand.

Since the '70s, however, a breed of phosphate-free TSP prod-

ucts and substitutes have appeared. How do you make TSP without phosphates? You don't, so they're actually different compounds, often employing sodium metasilicate. Some are not even powders and turn instead to water-borne solvents and surfactants. These products are usually designed to perform the same basic jobs — deglossing and cleaning interior surfaces with minimal rinsing.

Speaking of washing, no matter what cleaner you choose, remember the old-time maid's rule: Always wash walls from the bottom — up. Sounds backwards, but if you start at the top, you'll get streaks where the cleaner drools ahead of you down the wall, and these light spots may remain even after you've washed the entire room.

Cleaners like TSP dull shiny paint surfaces as they remove dirt and grease — both important steps before repainting.



SUPPLIERS

(Sold nationally through hardware stores, paint stores, and home centers; contact for nearest retailer.)

JASCO CHEMICAL CORP.
Drawer J, Dept. OHJ
Mountain View, CA 94042
(415) 968-6005
TSP No-Rinse Substitute; sold through Ace Hardware stores.

RED DEVIL, INC.
2400 Vauxhall Rd., Dept. OHJ
Union, NJ 07083-1933
(800) 423-3845
TSP 90 (non-phosphate).

THE SAVOGRAN COMPANY
Dept. OHJ
Norwood, MA 02062-0130
(800) 225-9872
Original TSP and TSP-PF (non-phosphate).

UNITED GILSONITE LABORATORIES
P.O. Box 70, Dept OHJ
Scranton, PA 18501-0070
(800) 272-3235
MEX Cleaner.

Push Button Light Switches

DIMMER & SINGLE & 3-WAY




SOLID BRASS
COVERS

- * DECORATIVE
- * PLAIN
- * CHROME
- * BROWN
- * IVORY
- * OAK

For Catalog Send \$1.50 to:

Classic Accents
P.O. Box 1181 • Dept. OH
Southgate, MI 48195
(313) 282-5525



Authentic English Gas Coal Fires


THE ULTIMATE FIREPLACE EXPERIENCE
IS NOW AVAILABLE IN AMERICA!

- Perfect for giving Historic Homes the authentic coal fire look and heat.
- Burns energy efficient natural gas or propane: easy installation and use.
- Elegant case iron grate craftsmanship.
- Many different styles and sizes to fit any chimney. Starting at 16" tapered.



CALL OR WRITE FOR FREE COLOR BROCHURE:
P.O. Box 351 • Athens, Georgia 30603
(PH) 706/353-8281 (FAX) 706/353-8312

TRADITIONAL & CONTEMPORARY WOODEN WINDOWS & DOORS




- Authentic Historic Reproductions
- Muntins to 7/8" with Insulating Glass in Virtually Any Shape
- Weight and Pulley Counter Balance Systems

Woodstone® is a registered trademark of the Woodstone Company

W·O·O·D·S·T·O·N·E

For brochure: Please send \$3.00 for shipping and handling
DEPT OH, BOX 223, WESTMINSTER • VERMONT 05158
(802) 722-9217 • FAX (802) 722-9528



AUTHENTIC

PERIOD WOODEN BLINDS
Movable Louver Shutters
OLD FASHION
WOODEN PORCH SHADES
CUSTOM MANUFACTURED

Call or write for free brochure
and cost schedule

DEVENCO PRODUCTS
120F Waller Mill Rd. Ste. 240 Dept. OHJ695
Williamsburg, VA 23185
1-800-888-4597





HOME SAVER[®] CHIMNEY LINERS

FOR RESTORING GREAT OLD CHIMNEYS ON GREAT OLD HOMES

New life for gas, oil, and woodburning chimneys. UL Listed, flexible, stainless steel liners. Call or write for a FREE brochure and the name of an installer/dealer in your area. (800) 437-6685, ext. 500; 8:00 a.m. to 5:00 p.m. Central Time, Monday through Friday.

HomeSaver Chimney Liners, P.O. Box 664, Fairfield, IA 52556



The faucet Factory

Price and Quality

DC-171
Deluxe shower system.
Custom models available.
\$475*

Special offer!
A limited supply of complete showers systems are available (DC-171U) for only **\$350***

We will make our shower conversions (DC171, DC 101) fit practically any deck, floor, or vertical mounted tub ever made!

Call for our **free** brochure!

Complete Designer's Catalog available for \$5.00. Refundable with purchase.

19 Thompson Street, Winchester, MA 01890

All our products are made of heavy-duty solid cast brass with finishes in polished un-treated brass, supercoat epoxy brass, chrome, and nickel plated. * Prices quoted are for polished uncoated brass, other finishes are slightly higher.




P180




DC5

3 sizes: 12", 8", 6".



DC-101 **\$250***
Adjustable from 3^{3/8"} to 12"



Custom widths great for predrilled holes in marble sinks.

DC-150 **\$245***



DC-161 **\$225***

Call to place an order or receive our **free!** 32 page catalog.
1-800-270-0028



DC-191
\$225*

Kitchen or lavatory.



DC-111 **\$145***

4" centers
Other models and sizes available.



DC-91 **\$249***
For kitchen or lavatory.



DC-166
Call for price!

RECREATING THE PAST

The Finest in Victorian & Turn-of-the-Century Lighting
Request our new 32-page color catalog, featuring hundreds of sconces, fixtures, pendants & glass shades

ROY ELECTRIC CO., INC.
1054 Coney Island Ave.
Brooklyn, New York, 11230
(718) 434-7002
Fax (718) 421-4678
VISIT OUR SHOWROOM

IRON FENCING & GATES



Manufacturer of Iron Fencing and Gates
Pattern in Victorian and Many Decorative Styles
Send \$2.00 For Catalog:

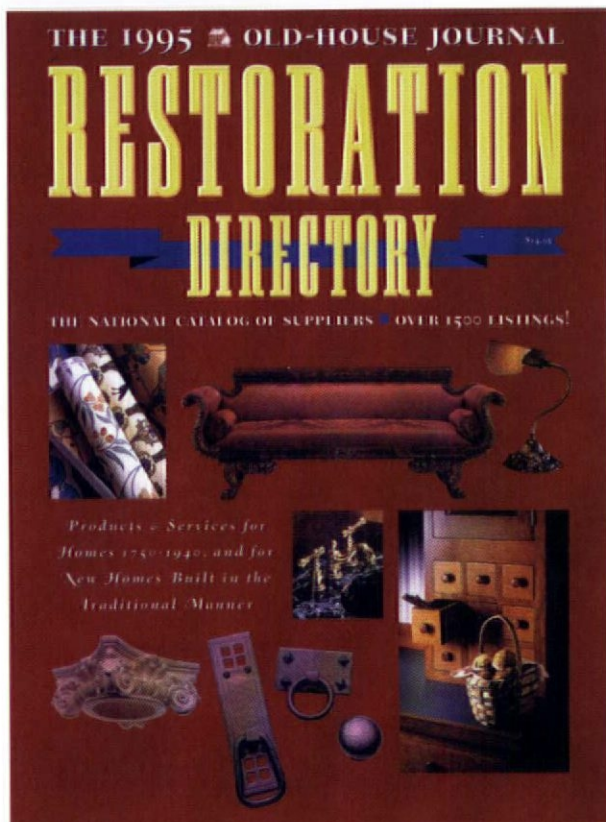
CUSTOM IRONWORK, INC.
P.O. Box 180 (606) 384-4122
Union, KY 41091 FAX (606) 384-4848

Don't believe it when you hear, "Sorry, they don't make that anymore." It's in the OHJ Directory.

OLD-HOUSE FOLKS used to waste valuable time tracking down the right sink or terra-cotta tile — time better spent actually remodeling or repairing the leaky roof! But the days of fruitless phone calls and settling for the mundane are over: The OHJ Restoration Directory gives you access to thousands of companies who offer the very best products and services for renovation.

You'll find the beautiful and the useful:

- Gorgeous lighting fixtures (1700 through the 1930s)
- Furniture of all periods, from master craftsmen and venerable companies
- Rugs: Axminster to Wilton
- The best kitchen cabinetwork taking cues from the past
- Plaster ceiling medallions
- High-tank toilets, clawfoot tubs, and extra-long shower curtains
- Hand-hammered weathervanes
- Yellow-pine flooring
- Marble mantels and fireplace



A national "yellow pages" for your old house — listing 10,000 products and thousands of companies.

surrounds • Porch columns • Stencils.

Do you insist on accuracy?

In this Directory you'll discover finial-tipped carpet rods, antique stoves, replica telephones, and handmade window glass. And you'll get the phone

numbers of the most sought-after restoration artisans.

Looking for the stuff "nobody makes anymore"? The original version, or the top of the line? It's in the Restoration Directory.

We could go

ON . . . listing cast plaster ornament, rolling library ladders, and more — but all you need to remember is that the Restoration Directory gives you 10,000 product listings and the addresses and phone numbers of the companies who carry them. Almost all sell nationwide through mail order, interior designers, and regional distributors.

Call (508)281-8803

and use your MC or Visa. Or mail this form with your check for \$16.95 ppd (only \$12.95 for OHJ subscribers) to Old-House Journal, 2 Main St., Gloucester, MA 01930. (Mass. residents add 5% sales tax.)

NAME _____

ADDRESS _____

CITY _____

STATE _____

ZIP _____

OHJ M/J

The Colonial Pleasure Garden

BY JAMES ROBERT O'DAY

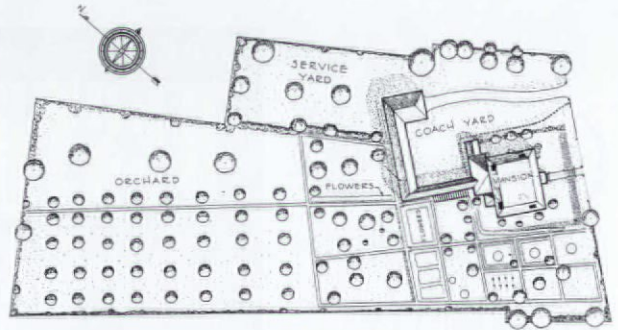
SETTLERS PLANTED RUDIMENTARY, UTILITARIAN gardens almost as soon as they arrived in the new world. Yet leisure time — and the opportunity to garden for pleasure — was not common until the 18th century, when the Colonial pleasure garden came into vogue. Almost an outdoor living room, these formal gardens reflected the tastes, styles, and attitudes of early America from the mid-1700s to the first quarter of the 1800s. If you have a Georgian, Federal, Greek Revival, or even Colonial Revival house, a Colonial pleasure garden might suit your yard.

A Formal Plan

PLEASURE GARDENING, LIKE THE EARLY PRACTICE OF ARCHITECTURE, was largely the pursuit of well-educated gentlemen, who took their cues from a proliferation of garden books by British tastemakers. Gardens were laid out on a central axis and composed of simple geometric arrangements of planting beds and walkways. The beds, or *parterres*, were square, rectilinear, round, ovoid, or fan-shaped. The parterres were subdivided into smaller geometric beds by central footpaths paved with crushed shell or sand in coastal areas, rocks or gravel elsewhere.

Houses generally were built on high ground, so gardens tended to slope downhill — terraced accordingly. Also, Georgian and Federal houses were typically built close to the street; pleasure gardens were in back. Of

course, the native terrain dictated the siting of the garden, but hillocks were a popular location, offering vistas and pleasant breezes. Sometimes a garden might run down to the water's edge. Garden sizes varied, however the majority were on an intimate scale. Most were enclosed by a board fence or hedge, valuable for



The Rundlet-May House's garden typifies the symmetry of the Colonial pleasure garden.

privacy and, in New England, for protection from the harsh winter.

Not surprisingly, most of the plantings, too, were Old-World imports. Herbaceous perennials such as pinks, and, later, yew and boxwood, were used as border plantings. Orchards of plum, pear, and apple trees graced the evermore domesticated landscape. Increased trade with Japan, China, and the Continent enriched gardens with an abundance of new and exotic plant species — a sensation in Colonial society. Flowers such as asters, crocus, foxglove, poppy, larkspur, impatiens, fuchsia, chrysanthemum, and peonies were imported by the end of the 1700s. Boxwood, catalpa, and golden chain tree were also embraced. (See "Colonial Pleasure Garden Plantings," p. 28.)

Architecture in the Garden

"IT WILL BE REQUISITE TO HAVE IN THE MIDDLE OF ONE side of the flower garden, a handsome octagonal summer-house, roofed every way and finely painted with Landscips and other conceits, furnished with seats about and a table in the middle," advised John Rea's *Flora, Ceres, and Pomona*, published in England in 1676.

Summer houses — known as *bowers* in New England — had great prominence in the garden and were usually the terminus of the central axis, or placed to one side of the garden at an intersecting pathway. The summer house was to be used for entertainment as well as sundry garden tasks, such as putting up bulbs. Designs varied from the simple to the complex. Most were single-room structures with large openings for doors




A 1904 Colonial Revival garden at the Hamilton House, in South Berwick, Maine.



Formal paths crisscross
Glen Magna Farms, a
restored 19th-century
garden in Danvers,
Massachusetts.

WIDE PLANK FLOORING



Eastern White Pine
Long Leaf Heart Pine
Red & White Oak
Cherry or Maple




Carlisle Restoration Lumber

For Portfolio @ \$5 or Sample Kit @ \$16. Phone or Write:
Tel. (603) 446-3937 - Fax (603) 446-3540
HCR 32 Box 606D, Stoddard, NH 03464-9712

Ole Fashion Things

Plumbing Supply



Bath-Shower Enclosure
Clawfoot Bathtubs • Plumbing Hardware
The Unusual in Plumbing Fixtures


Showroom Hours: Tues.-Sat. 10 a.m.-6 p.m.
402 S.W. Evangeline Hwy, Lafayette, Louisiana 70501

Color Catalog: \$5.00
For Info: 1•318•234•4800
To Order: 1•800•BATH WORLD

and windows. Lattice was commonly used to take advantage of warm breezes and to anchor ivy. Bowers often included built-in features such as benches and tables. More elaborate ones had two storeys and several chambers. Summer houses were places for tea, for playing cards — and, of course, for a rendezvous.

Other garden buildings included the privy, tool houses, dove-cotes, and bird-houses. If a summer house was beyond the means of the resident, then trellises and arbors took its place. Round or ogee-arched gateways and arbors were located throughout the garden.

The Governor John Wentworth Mansion in Portsmouth, New Hampshire.



meander, and plantings became asymmetrical.

This back-to-nature movement overtook outbuildings too; romantic and revival styles became fashionable. In 1758, Theophilus Hardenbrook, a surveyor, placed an advertisement in the *New York Mercury* which stated his willingness to design summer houses and pavilions “after the taste of Arabian, Chinese, Persian, Gothic, Muscovite, Palladian, Roman, Vitruvian, and Egyptian.” Outdoor architecture gradually shifted away from the classical to the rustic and fanciful.

The natural style was particularly popular in the South. In New England, where harsh winters required moderate gardens with protective enclosures, the natural style was carried out to a lesser extent. And in the New England city, with its small, narrow lots, the formal design remained well-rooted.

Plant the garden in phases over several seasons.

Even small gardens can capture the Colonial pleasure garden’s style.

James Robert O’Day is a garden designer and historian who lives and works in Boston; (617) 426-7214.

Back to Nature

AT THE THE END OF THE 1700s, there spread a revolt against formality in the pleasure garden. In the natural style — also an import from England — obstructions to views, such as walls and fences, were leveled. Courtyards were replaced by rolling lawns freely sprinkled with trees and shrubs. Parterres lost their geometric shapes for free-flowing forms. Paths began to


COLONIAL PLEASURE GARDEN PLANTINGS

In addition to those mentioned in the article, early varieties of the following plants were common for Colonial pleasure gardens.

TREES	FLOWERS	SHRUBS & IVY
dogwood	anemones	box
fringe tree	daffodils	clematis
magnolia	geranium	English ivy
mock orange	hyacinth	forsythia
peach	martagon lily	privet
quince	Persian iris	snowball tree
	tulip	spiraea

For period varieties, see *For Every House a Garden*, by Rudy & Joy Favretti, University Press of New England, Hanover, NH; (603) 643-7110.

Restoration Glass will change your view of history.



Why are architects specifying authentic Restoration Glass[®]? Because it's *imperfect*.

Each sheet is made by craftsmen, using the original cylinder method. Yet this glass easily meets today's building codes. And it's available in two levels of distortion.

Once you've seen the difference Restoration Glass makes, no true restoration will look authentic without it.

For details call toll-free 800-221-7379.

In New Jersey: 201-471-1733.

Fax: 201-471-3475.

S.A. Bendheim Co., Inc.


61 Willett Street

Passaic, NJ 07055.

Bendheim




Vixen Hill Cedar Shutters Stand the Test of Time!



Large Selection of Styles and Sizes



Full Shutter Hardware Selection



Strong Mortise & Tenon Construction

Finally! Authentic wood shutters that are beautiful, long-lasting and easy to live with.

The natural qualities of our hand-selected clear cedar keep your Vixen Hill Shutters "healthy" by repelling insects and preventing rot. In addition, our cedar's porous long-grain fiber provides exceptional strength and a superior surface for easy staining or painting.

Over time, Vixen Hill Cedar Shutters are the most cost-effective solution to your shutter needs—combining authentic shutter design with a better-performing, more-durable material.



Vixen Hill
MANUFACTURING COMPANY

Main Street, Elverson, PA 19520

For quote and/or brochure, call or fax your requirements.

☎ 800-423-2766 • FAX 610-286-2099

TIN ROOF RESTORATION SYSTEMS

NOW THERE IS A 21ST CENTURY SOLUTION TO 18TH CENTURY ROOFING PROBLEMS!

AcryMAX[®]

Acrylic Roof Coating System

Restores, beautifies, repairs and weath-erproofs tin roofs. (Also works great on wood, asphalt and other surfaces.) Easily applied. Environmentally safe. Available in many colors. Durable and long lasting.


(800) 553-0523


CALL OR WRITE TODAY FOR FREE BROCHURE!

PRESERVATION PRODUCTS


221 Brooke Street, Media, PA 19063

(610) 566-7470 FAX: (610) 891-0834

Largest Selection of  Antique American Oak and Victorian Furniture in New England



Store Brochure \$2.00
Custom made video tape \$15.00
413-527-1022
Rt. 10, Southampton, MA 01073
Thu., Fri., Sat. 10-5 Closed August.
Directions: Exit 3 off Mass.Pike (1-90), 7 miles north on Rt. 10.



PLANK FLOORING - BEAMS - SIDING


Largest Wholesale Distribution Center
 Wide Pine - Chestnut - Oak
 Original Surface Condition
 All Materials Guaranteed As Represented
 Delivery and Shipping Nationwide
 Select Grade - Furniture Grade

ARCHITECTS, DESIGNERS, CONTRACTORS: SEND FOR FREE BROCHURE

NORTH FIELDS RESTORATION

Rt. 1, Hampton Falls, NH 03844
 Phone and Fax (603) 926-5383

**Victorian
 AND COUNTRY
 Gingerbread**
 PLUS MANY OTHER
Architectural Accents
 Designer Details
 for
Interior & Exterior



104 pages of hard-to-find
Architectural Details!
Catalogue \$2
 By Return Mail
 also - 208 page, illustrated
Porch Book - \$12.95 ppd.


- Buy Direct and Save!
- Very Prompt Shipping!
- Satisfaction Guaranteed!
- Old-Fashioned Service!

Mail to us at the
 address below, or
 Call (903) 356-2158

VINTAGE WOOD WORKS
 Hwy 34 • Box R, #2882
 Quinlan • TX 75474

© VWW 1995

**Jack Wallis'
 Door Emporium**



BRASS HARDWARE CATALOG INCLUDED
 Excellence in Handcrafted Doors
 & Stained Glass
 Color Catalog \$4.00

RT. 1 BOX 22A MURRAY, KY 42071 502-489-2613

PAINT REMOVAL and SANDING TOOLS



• ECOLOGICALLY SAFE
 • RESTORES OLD SHINGLES AND
 CLAPBOARDS TO LIKE-NEW CONDITION

**HI-TECH IN
 YOUR HAND!**

PAINTSHAVER™
 STRIPS 1 SQ. FT. in 15 SEC.

S344 SANDER VAC




• DUST-FREE SANDING
 • INDOORS and OUTDOORS

AMERICAN INTERNATIONAL TOOL INDUSTRIES, INC.
 1116-B Park Avenue • Cranston, Rhode Island 02910
 (401) 942-7855 • 1-800-932-5872

WOOD REPAIR

Durham's Rock Hard Water Putty can handle many kinds of repair needs. It can be sawed, chiseled, polished, colored, and molded. It sticks and stays put, will not shrink. It fills cracks, crevices, joints, knots, and nail holes.



It permanently adheres in wood, plaster, and tile. Ideal for use by woodworkers, painters, electricians, and carpenters. Available through hardware, lumber and building material dealers, and paint distributors from coast to coast.

DONALD DURHAM CO.
Box 804-HJ ■ Des Moines, Iowa 50304

THE OLD EUROPE COLLECTION



COZY COTTAGES AND CHALET'S
ENTIRE COLLECTION - \$10.00

THE CRAFTSMAN COLLECTION



ARTS AND CRAFTS BUNGALOWS
ENTIRE COLLECTION - \$12.00

To order, send check or money order to:

PRINCETON PLANS PRESS
Box 622 Princeton, New Jersey 08540
VISA 1-800-566-9655 Mastercard

RESTORE CRACKED PLASTER WALLS & CEILINGS

Easy One Day Application

HOW TO USE THE NU-WAL SYSTEM



1. Cut fiberglass mat 2" longer than height.



2. Apply saturant to area to be covered.



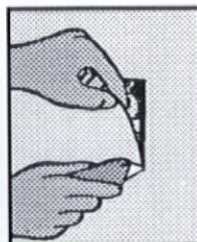
3. Apply fiberglass mat to wet surface.



4. Trim excess mat where wall meets ceiling.



5. Trim mat at baseboard and window.



6. Trim mat at outlets, switches, etc.



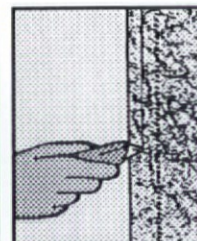
7. Apply second coat of saturant to wet mat.



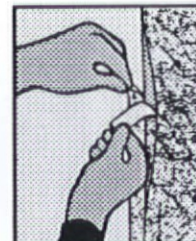
8. Apply 1st coat of saturant to adjacent area.



9. Apply mat to 2nd area, overlapping by 1".



10. Cut down center of overlap (both layers).



11. Remove mat strips on both sides of cut.



12. Apply 2nd coat of saturant (include seam)

Make Walls & Ceilings Like New



SPECIFICATION CHEMICALS INC.

824 Keeler, Boone, Iowa 50036 - 800-247 3932



DON'T PAINT YOUR RADIATORS

Paint drastically reduces the efficiency of steam & hot water radiators and wood enclosures are poor heat conductors

Affordable Ace Radiator Enclosures...


- ◆ Offer durability of steel with baked enamel finish in decorator colors
- ◆ Keep drapes, walls & ceilings clean
- ◆ Project heat out into the room

arsco

Manufacturing Co., Inc.

3564 Blue Rock Road, Cincinnati, Ohio 45247

FREE Estimates
FREE Heat Efficiency Catalog



Write or Phone
1-800-543-7040 Toll-Free
1-513-385-0555 in Ohio (Collect)

OHJ
MAY/JUNE 1995

MAKING SENSE OF

Sensitive Additions

WAYS TO GET A HANDLE



ON ENLARGING OLD HOUSES

“ARCHITECTURE IS MY DELIGHT,” wrote Thomas Jefferson, “and putting up and putting down, one of my favorite amusements.” Indeed, the colonial president-cum-architect was not alone in his urge to alter his home. The structures of early settlers were intended to grow. Pens

were appended to log houses in the South; half-Cape Cod houses were starter homes that might grow when means and time allowed. ❖ The trouble with additions to old houses today is that they can pose dilemmas for many folks who feel strongly about maintaining or restoring their

period character. How do you reconcile the limitations of an antique house you love as is, with a

A lower roof line, recessed position, and white-painted brick make an enormous addition to a 1790s stone house in Glenwood, Maryland, read as secondary to the original structure.

BY GORDON BOCK



For the added portico on this 1887 house — home of the Preservation Society of Newport County, Rhode Island — matching materials were used, but the detailing — geometrical rather than round balusters — differentiates it from the original building.

growing family? What keeps an expansion from becoming a remuddling?

Additions, on old and new houses alike, begin to go astray when they are created from the inside, out. The need for space drives a shortsighted interior expansion. In the worst cases, wings and dormers pop out like embolisms to accommodate a new bedroom or an enhanced master



ABOVE: A reduced scale subordinates the proposed annex to this 18th-century Greek Revival house at Williams College. The connecting “hyphen” limits changes to the historic fabric. RIGHT: Setbacks have long been used to subordinate additions. Both main house and extension were built in the 1840s for the daughter of a pea farmer in Mount Carmel, Connecticut. The wing served as a buttery and contained an indoor well.



bath. Giving equal consideration to the impact on the exterior of the building should be a logical part of the design. Even before this, examine the real need for more room. Reorganizing existing space may yield acceptable results at far less cost.

Good additions to old houses are ultimately the products of good design, and having a good designer on your side — that is, not leaving important decisions to a contractor — is a big step in this direction. The philosophical issues behind additions to high-profile historic buildings are often many, and covered elsewhere (see Additional Reading, p.37). When it comes to the nuts & bolts issues faced by owners of garden-variety old houses who want to add on, opinions about the top “hot buttons” are surprisingly consistent. With this in mind, we’ll offer a few stepping stones.

A Little Preservation Education

“THE CONCEPT OF REHABILITATION ALLOWS some change for a contemporary use,” offers Kay Weeks, of the National Park Service’s Preservation Assistance Division, “but a new addition has the potential to damage or destroy the character-defining materials and features of a historic building.” Since part of the Park Service’s mandate is to protect the integrity of properties listed on the National Register of Historic Places, they have outlined the scope of sensitive additions from a preservation standing in a seminal piece of literature — Preservation Briefs #14. A new addition meets the standards of rehabilitation if it is within a “tri-

Two new wings on a Colonial Revival house in a Washington, D.C., historic district. Similar siding keeps some continuity with the main house; distinctly modern clerestory windows keep the addition as something new.

umvirate" of key points, that is if it:

1. Preserves significant historic materials and features.
2. Preserves the historic character.
3. Protects the historical difference by making a visual distinction between old and new.

Along with the Secretary of the Interior's Standards for Rehabilitation, Preservation Briefs #14 is often used as the basis for the design guidelines of local historic districts — the "rules of the game" in these communities, themselves required reading for anyone planning an addition. How the guidelines are implemented, however, is ultimately up to the skills of the designer and builder. In a survey of noted preservationists and architects, the following design issues are the ones we heard most about.

Materials and Detailing

EMPLOYING THE SAME BASIC MATERIALS helps maintain a continuity between new and old, but don't copy-cat the detailing. Additions don't need to look the same as the original building. In fact, the details are the place to make the statement that it's a new addition versus a replication — an approach strongly endorsed by the Park Service for historically significant buildings. You can't recreate the past, so don't try.

Windows work best when they take their cues from the old fenestration. Sizes can vary if the general proportions of the originals are continued. Opinions vary on materials — some say they're best kept the same, others say a difference is not a problem. However, most agree the pattern of the lights or sash should take their inspiration from the existing windows. Plate-glass or sliding aluminum windows don't mix with horizontal double-hung sash.

Though there is technically no hierarchy of building materials that applies to additions, most folks feel it is not easy to go "up" in materials on an addition — for instance, mating a brick wing to a wood-frame house. Picking up the same type of



foundation material, though, and using it in the addition will help tie the new and old parts of the house together.

Scale and Site

HOUSES ARE TRICKY TO ENLARGE. THEY'RE small, compared to public or commercial buildings, and almost any room-sized addition can dramatically change the overall bulk and appearance of a house. Two general ideas have long been used to prevent an addition from overpowering the main building:

KEEP THE SIZE AND SCALE OF THE ADDITION SMALLER — Most successful additions to old houses "read" as secondary.

RECESS THE ADDITION — This mitigates the addition's impact, even when its overall bulk approaches that of the original house.

"What the public sees carries a lot of weight" notes R. Christopher Noonan of Preservation Services, Inc., in Mendon, Massachusetts. Generally, it is the street side or front facade of a building that incorporates the most important features, materials, and overall design elements. In urban settings, rows of houses often share the same construction, window patterns, heights, or setback from the road, to make an architectural statement as a group. The less you tamper with the primary elevation, the less risk you run of compromising its historic character. In this light, the secondary, side

LEGAL LIMITS

Many old-house owners planning additions worry about the limitations imposed by a variety of historic designations. Here's the low-down:

If your house is on the National Register of Historic Places, you are essentially free to add-on or change the house. The register is an honorific list, and holds no regulatory powers over what you can and cannot do to the house. A total alteration of the house could result in removal from the list.

Local historic designation is a different story. Historic districts are mandated to regulate changes to houses within their jurisdictions. Their powers differ widely, but generally, their goal is to make sure that any changes or additions are compatible with the rest of the district. If your house is within a historic district, you'll need to submit any proposed changes to an architectural review board. Most districts have published their regulations in booklet format — all have some sort of written guidelines.



ABOVE: What's wrong with this picture? You cannot create a convincing Georgian-era garage, even in Washington, D.C., so why try? Better, perhaps, to keep detailing neutral.

CENTER: The Watts Sherman House, in Newport, Rhode Island, was designed by Henry Hobson Richardson in 1874. A service wing, added before the turn of the century, does not diminish or compromise the original structure.

or rear elevations, which are usually lavished with less detail or visibility, regularly become the places to plan an addition.

Expanding Within the Footprint

A COMMON *DE FACTO* ADDITION INVOLVES enclosing a porch or turning a garage into a living space. This does not actually entail a new structure, but it does have a dramatic effect on the appearance.

Although sometimes accomplished with nice results, filling in a porch typically doesn't work well. In the worst cases, it debases the original idea of a transitional house area — half in the house, half outdoors — upsetting the void/mass proportions of the area.

There are sensitive ways to enclose a porch, however. For example, keep the plane of the new wall behind the columns or posts so the facade still reads as a porch.



Roof-top additions immediately change the proportions and character of a house, as in this Iowa City, Iowa, Queen Anne from OHJ's Remuddling page in 1990.

The Roof Line is Tricky

ROOFS ARE A MAJOR CHARACTER-DEFINING feature that can be quickly compromised by an insensitive addition. It's usually appropriate to maintain the same roof type and color in the addition. Try finding inspiration for form, pitch, and materials in the main house and surrounding neighborhood — but

this doesn't mean you have to copy them. **ROOF PITCH/ CORNICE LINES** — New roofs usually work best when they follow the same pitch as the old roof, typically at a lower level. This avoids creating uneasy and ungainly undulations. Eave and cornice lines, too, are most sympathetic when matched as well. Gable treatment might take its cues from the main house, continuing an open or closed gable scheme, for instance. "Beware of the shed roof," advises Washington, D.C., architect Mary Oehrlein. "Though it's cheap and easy to construct, it seldom fits most residential roof styles — unless your house is very early."

DORMERS — If there are no dormers in the main house, chances are dormers will look odd in the addition. Dormers that use windows inconsistent with the rest of the house are also trouble.

ROOFTOP ADDITIONS — Additions at the top of the house are seldom sympathetic. The problem is most pernicious in urban areas, where the only way to expand is up. Penthouses that perch on apartment buildings

are the classic cases. Adding a storey to an average-sized residence is particularly difficult, too. A common case is the house with the shed extension off the back, to which another extension is added at the second floor level — often with "hunchback" or "bustleback" results.

Garages

WHETHER FREESTANDING OR ATTACHED, garages are often an anachronism on an old-house lot. Some specific ideas to soften the situation:

BUILD SOMETHING THAT DOESN'T DRAW ATTENTION TO ITSELF. Avoid siting it on the the main face of the building, and go around the corner or at the back of the lot, if possible. Minimize detailing; garages are service wings and do not have to be fancy.

MAKE IT LOOK LIKE A PERIOD GARAGE — That means typically one car, with materials and details that fit the era. Archival houseplan books, early magazines, and local build-

ings of similar era are a source for ideas.

MAKE IT LOOK LIKE AN ADDITION — Attached garages, especially, can be sited and detailed to give them a “residential feel.” Connecting a detached garage via a breezeway is an approach in this vein.

DOWNPLAY THE IMPACT OF THE DOOR — Modern, roll-up garage doors are a dead giveaway on a period house. Choose a door with a panel or window pattern that is plain or nonexistent, then paint the door an unobtrusive color. Using earlier door types, such as barn or accordion doors is the ideal way to key the opening to a prior era.

Consider the Context

“UNDERSTAND HOW THE HOUSE MAY HAVE been expanded in its era,” suggests Jane Griswold, an architect in Andover, Massachusetts, who specializes in older buildings. Perform some research. Check period design books and local histories, then choose window, pillars, and trim accordingly.

Account for the context of your old house — that is, the immediate neighborhood and its history. Take time to look at the

regional traditions for house extensions, and use these as cues for your own project. Be conscious of vernacular designs. For example, in New England the four-part connected building addition has a long history. However, it would be out of place in the South, where the warm climate made separate outbuildings a much more practical way of gaining additional space.

Context also means being polite to your neighbors. Respect local codes — formal and informal — about how close you can come to lot lines in urban areas.

Keep it Simple

TRADITIONALLY, MOST ADDITIONS TO OLDER houses were functional, and so plain. Don’t let the addition overpower the original building. Its expression should be simple.

Sympathy for the original building should govern. “You want to complement and further enhance the the composition — not destroy it,” says James Massey, OHJ Contributing Editor and preservation consultant. “With creativity, care, and quality, you can do almost anything.”



A filled-in porch turns a classic bungalow into just a box.

ADDITIONAL READING

To order a copy of either *Preservation Briefs #14* or *The Secretary of the Interior's Guidelines for Rehabilitation*, contact: Superintendent of Documents, Government Printing Office, P.O. 371954, Pittsburgh, PA 15250 (202) 512-1800



A 1910 Arts & Crafts house in Beaux Arts, Washington, with a recent addition (far left), was the hands-down grand-prize winner in the National Trust for Historic Preservation's 1994 Great American Homes Awards.

~ The ~ OLD WAY of SEEING



... ADDITIONS

A Perspective on How Changes Can Come Alive


BY JONATHAN HALE

AROUND 1775, MOSES STONE BUILT A red-brick house in Belmont, a suburb of Boston, Massachusetts. The house had five bays, in the traditional Georgian manner. The front was very simple — a plain brick wall, nine windows, and a door. Yet today it seems to “come alive” in a way that makes its 20th-century Neo-Colonial neighbors look boring, awkward, somehow incompetent.

UNDERLYING THE DESIGN OF THE 18th-century house was a system of proportions. It guided the location of the windows and doors, the size of the walls, and the cornice line, providing a discipline so strong that flaws (missing shutters, streaks, blotches) merely enlivened the effect. The house, however simple, was designed as a pattern in light and shade. By contrast, the facades of its neighbors are not forms, but groupings of standard Colonial emblems. The newer houses have far more detail, but far less pattern, so it is the old house that looks richer.

I believe that if the design of any house or addition is to come alive, the starting point must be to look at buildings the way former builders did. We must see them as light and shade, walls and space. If we really want to be authentic, design must be a process of playing with geometric pattern. The additions to the Stone house are a perfect example of what I mean.

A decade later, Moses Stone's son, Jonathan, added two more bays to the house (left in photograph below). The new part



followed the original materials, style, and geometry. It also added a quietly playful sense of mystery: the blank space over the left door that was engagingly “wrong.” The addition throws off the original symmetry, but it gives more than it takes. The house continues to have charm.

Nearly 200 years after Jonathan Stone added those two bays another owner attached a much larger wing (title photo, facing page). Unlike the 1785 addition, which is a play on the pattern of the old house, the modern wing just duplicates the center of the five-bay original (making the entrance a bit grander), and plants the copy next door. One wants to praise the modern builder for making a careful effort, but while the new wing tries very hard to be appropriate, it has forgotten to play the music of pattern. The old charm is absent.


The Lines of Old Sight

THE INVISIBLE CONNECTIONS AMONG KEY points that make the patterns of architec-

ture are called regulating lines. Lines on the original Stone House focus dozens of elements on the fanlight above the front door. Without consciously knowing why, we are drawn to that unembellished door. A second pattern of diagonals organizes the windows into groupings of rectangles.

A truly appropriate and successful addition does not copy the original, but uses its proportional system to make a new composition. The geometry of the 1785 addition keeps the focus on the original door at the right. There is a break, a syncopation in the rhythm, and then the diagonals continue. Without thinking about it, we know to “read” the left door, seemingly almost identical to the first, as secondary. At the same time, the ambiguity of the two front doors and that blank spot draws us in.

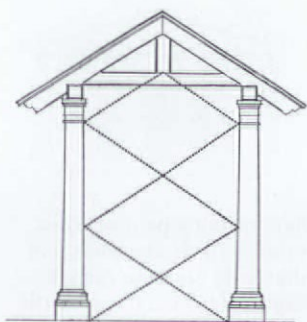
When you start leading the eye this way, involving it in a play of conundrums and patterns, it expects to go farther. The eye wants more to look at, so the streaks and blotches in the masonry become fun; the brick’s warm, red color and slight unevenness is satisfying. It isn’t just the interest



Dimensioning proportions are ancient design tools and inherently pleasing because they relate the natural world — the shape of a tree, for example — to the built world. The Golden Section is a very famous ratio of approximately 3 to 5 (or more precisely 1 to 1.618) that is found in the human body and face. It is also in the Parthenon facade (above), in Gothic cathedrals, and in Renaissance churches and palaces.



Underlying the simple facade of the Jonathan Stone House are two sets of patterns that relate the features through their key points. Rays from the fanlight (black) tie together the bays of the original house. Diagonals (white) organize the windows into groupings of harmonious rectangles in the ratio of 1 to 1.414, the square root of 2, a shape the ancient Romans favored.



It just so happens that regulating lines (top), at the same angle as the roof, tie together the key points of my little porch addition (below). They also show up in the plan and side elevation, where two 8-on-12 rectangles enclose the new porch in side view.




of shapes and colors that is attractive, it's the contrast between the order of the pattern and the disorder of the stains and flaws. Today the casual observer tends to think it is the wear and seasoning of age that draws us to old buildings. History does add to our enjoyment, but the eye, bent on exploring the shapes and shadows, knows very little of history. The deepest magic of old houses is all in the present. It's similar to great music. The reason people still listen to Bach is not because the music is antique, but because it is beautiful.

Additions in the Old Way

IN ADDITIONS TO 20TH-CENTURY HOUSES the designer's problem often is not so much to keep the building alive, but to bring the building alive. A client asked me to design a porch to replace a 1960s aluminum-and-wrought-iron entry on his 1920s house in Newton, Massachusetts. I had no information on the original porch, so I went back to the style of other 1920s houses in the area—a sort of Colonial-Craftsman look (photo at left). We made a porch that gave a sense of both authenticity and welcome. The process of design was to play with the shapes until they pleased the eye. Not until years later did I plot them out: they followed the 8-on-12 roof slope, 33.7 degrees.

Shortly after I designed the porch in Newton, I had a chance to use a variation of the design on a new house in Cambridge, Massachusetts. I changed the proportions of the porch and connected it with regulating lines that all pointed to the center of the gable over the two high windows. The client, a speculative developer, had asked that this house relate to a Victorian neighbor, and that it have a prominent gable facing the street. As I worked I was completely unaware of the regulating lines. Again, the way I created this design was to move the windows and doors around until it was satisfying and pleasurable to look at the facade.

If the design "sings," the regulating lines will be there. The patterns of my designs are so similar to those of old buildings that I believe the process of design was very similar 200 years ago. I don't get too analytical when I am designing; I want to



Regulating lines are very often the diagonals of rectangles—chiefly windows and walls. On a Cambridge, Massachusetts house, regulating lines emanating from the gable connect key points on windows and porch.

keep the design fresh. In some cases, it can be useful to analyze the patterns of adjoining old buildings. However, in designing a new building or addition I don't form a rigid grid and manipulate every element of the new design into it, because then the house won't come alive. I risk trusting my intuition to know what it is doing. Design is like dance; it is rhythm and movement, danger—you might fall, or look silly—and intuitive mastery. If I get stuck, on where to put this door or that window, then I may try seeing what a regulating line might suggest. Most of the time successful designs come from trusting that I know how to make patterns.

Playing with Patterns

IF YOU ARE DESIGNING AN ADDITION, I suggest you look at some key proportions on the facade of the existing building: the slope of the roof, the shapes of the windows, or the spaces between the windows. What are the angles? What are the proportions? (You don't necessarily need to measure them.) Then, start playing on paper, start adding, start seeing what happens.

Depending on the project, it may be

very important to stick close to the original style, or it may be possible to do something lively and harmonious in a different style. In our time, we are very concerned about authenticity, and we talk about accuracy of style and correctness of materials. To me, however, the most exciting and authentic aspect of old buildings — the “it” that is missing from so many new buildings — is the play of pattern. We have to get that play of pattern into what we build new, or the aspect of the old design that makes it lively, real, magical, will be missing.

While driving in New Hampshire one summer afternoon, I came upon a little group of houses that make up the town of Effingham. One five-bay house of the late 18th century stands very much as it did 200 years ago. The house has what I call “the old smile,” and a harmony that makes it look as if it has always been there (see below). It’s probable this house came from, or was strongly influenced by, a plan book. Yet, whoever designed it made sure to create enough imbalance to keep the dance moving. Note how the pairs of windows cluster tightly, leaving “too much” white wall around the entry and the center window.

I believe the reason this house looks

so friendly, so familiar, is that its system of proportions is similar to the harmonies of the human face. (It is no accident that the front of a building is called its facade.) Plants and animals are proportioned in the same way. I believe we are innately attuned to these natural patterns, and this is why harmoniously proportioned buildings strike us as “real.”


The predominance of pattern underlies the tremendous success and power of Gothic architecture. These gigantic buildings were built over centuries in styles that varied sharply, not only from one time to another, but even from one builder to another. Chartres Cathedral, commentators have said, is a mess, but such a mess! Chartres works because common principles underlie the designers’ work at every phase, in every era. The same principles of nature and the same process of play with pattern creates every part of its form. A new addition to an old house can, in the same way, add to its spirit.

Jonathan Hale is an architect in Watertown, Massachusetts. His new book, The Old Way of Seeing: How Architecture Lost Its Magic, and How to Get it Back, is published by Houghton Mifflin.

In order to put some life into a boring, postwar Neo-Colonial, I played with the patterns and the shapes of the windows when I designed a second floor. Instead of just matching up the windows, I made an asymmetrical composition, creating a complex and consistent pattern of regulating lines, connecting the new and old windows, and following the roof line of the house.



The pattern of the Effingham house (below) is in the Golden Section proportion. Very likely, the designer chose the proportion on purpose. The house’s Georgian style is derived from the Renaissance, but the Renaissance and its Classical sources derived from nature.



LOWERING OLD

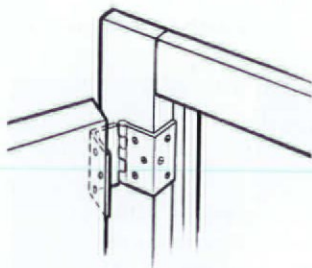


Sensitive Changes that Promote Accessibility

The very features we love in our old houses — elegant porches, door hardware, period plumbing fixtures — can be vexing barriers to people with disabilities. At one point or another, most old-house families will see a disabled guest, an elderly relative, or a teenager with a football injury struggle to get around their homes.

by

**James C. Massey
and the OHJ
Technical Staff**



Swing clear hinges are modern, but help to protect historic doorways while allowing wider clearance.

ALL PUBLIC BUILDINGS MUST BE ACCESSIBLE to the disabled in accordance with the federal Americans with Disabilities Act of 1990. While residences are not legally compelled to comply (see “What About the ADA?” p.45), the law presents good guidelines for a family seeking to make its old house accessible.

Since the ADA went into effect, architects, museum building stewards, and other preservation professionals have developed accessibility solutions that are sensitive to old buildings. Some of the least obtrusive techniques for public buildings are perfect for old houses with a disabled resident. In many cases they're simple, authentically old-house alternatives. If you're adding on or altering an old house, you can design your changes to make the living space friendlier for a disabled member of the family. Here are some ways to make the house accessible while protecting — to varying degrees — the qualities that define your old house.

CHANGES


THE MOST EFFECTIVE WAY TO RETROFIT for accessibility in an old house is with an addition. New space can be built to accessibility standards, while most of the original details in the primary house remain. A well-designed add-on can provide a bedroom, bathroom, and access to communal space such as the kitchen, dining room, and liv-

ing room, all on the first floor.

Whether adding-on or remodeling, there are two elements to an accessibility retrofit: changes in design and changes in hardware. A small, but growing group of restoration suppliers are making products that may be true to the house's period while making opening doors, turning on faucets, and other everyday activities much easier for a disabled resident.

ENTRANCES

WHILE RAMPS AND WHEELCHAIR LIFTS ARE options, and have been built quite unobtrusively in some historic museum sites, for most old houses, simpler solutions will work. Try regrading around one entrance — perhaps in the rear — to reduce, or eliminate any steps (see below). The grade should be 5 percent or less. Done right, re-



Regrading the yard at one entrance can provide a stairless entrance without a wheelchair ramp or lift.


BARRIERS



Forged lever handles from Acorn Manufacturing Co.



It looks like a doorknob, but the latch operates with a push-button on top.




Brass lever handles from Hardware Plus, Inc.



DOORWAYS

Lever door handles meet accessibility standards because they are operable with a closed fist.



grading can even provide wheelchair access. Install a bin pull about 33" above the sill and 6" from the edge of the hinge-side stile to make closing the door easier from outside.

DOORWAYS

NEW DOORS SHOULD BE 32" OR WIDER TO ALLOW wheelchair passage. Old doorways can be replaced with wider openings and doors, but this is a messy, destructive process. One compromise is to install extra wide or offset hinges, which allow the door to swing clear of the opening (see opposite). Sometimes this also requires rehangng the door from a different direction so it has room to swing fully open. You may also need to re-

duce the dimensions of stops. Where possible, remove tall thresholds and rip them down or replace them with beveled units that are no more than 1/2" high (see right). To make doorknobs operable with a closed fist, use reproduction lever door knobs — either on the existing spindle or a new mortise set (see above).

Prominent thresholds can be reduced to beveled transitions between surfaces.



STAIRCASES

IF A CHAIRLIFT IS NOT REQUIRED, BUT YOU want to make the stairs easier to navigate, install a heavy duty banister. Ideally, there should be handrails on both sides of the stairwell. They should be strong enough to support a person's weight. Mount them

For More Information:

Americans with Disabilities Act
Information Line
U.S. Department of Justice
(800) 514-0301
documents and information

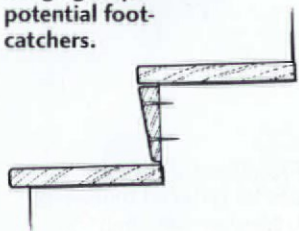
"Making Historic Properties
Accessible"
Superintendent of Documents
Government Printing Office
P.O. Box 371954, Dept. OHJ
Pittsburgh, PA 15250
Preservation Briefs No. 32
(202) 512-1800

"Accessibility and Historic
Preservation"
Historic Windsor, Inc.
P.O. Box 1777, Dept. OHJ
Windsor, VT 05089
(802) 674-6752

**BATHROOMS**

Lever faucets can make bathrooms accessible, while maintaining an old-fashioned look. Period bathroom hardware by The Chicago Faucet Company, except bottom faucet, from Restoration Works.

Adding angled risers to stairs eliminates overhanging steps — potential foot-catchers.



with brackets that sit underneath the rail, so the supports do not interfere with use. Rails should return to wall, floor, or post at their end. Some old stairs present another potential hazard because they can catch a climber's feet. Any open stairs should get risers. And steps with nosings that overhang the risers should be altered — either cut off the overhang, or, better, attach beveled risers that eliminate the overhang (see left).

BATHROOMS

SHORT OF MODERN EQUIPMENT, SUCH AS tubs with doors and roll-in showers, there are some retrofits that will make the bathroom more accessible while maintaining the integrity of the room. Instead of a modern, high-seat toilet, you can reinstall the original fixture on a small stage. The seat should be positioned 17" to 19" above the finished floor. Wall-mounted sinks provide space underneath for wheelchairs. Cover exposed

hot-water pipes and any sharp edges to prevent injury. An often overlooked problem is that most bathroom mirrors are too tall for people in wheelchairs. Install full-length or adjustable mirrors.

Decorative grab bars look almost natural in an old bathroom (see opposite). Place them next to the toilet at 33" to 35" above the floor. If stud placement does not line up for grab bar fasteners, install a wood cleat across the wall and fasten to studs. Then fasten the grab bar to the cleat — which can be painted to match the wall or trim. Install grab bars above the tub and in the shower enclosure (easiest in a new bathroom). Lever faucets — a standard before modern compression valves — are historically appropriate for many houses and make turning the water on and off much easier for people with severe arthritis or other hand disabilities (see top). Provide a flexible, "telephone" shower with lever-handled operation.


KITCHENS

COUNTERS CAN BE INSTALLED AT THREE DIFFERENT HEIGHTS (30, 36, and 42 inches) to happily accommodate everyone from children or wheelchair users to six-footers. Raise the dishwasher about ten inches off the floor, making it much easier for everyone to use. Install the microwave in lower cabinets for use by a person in a wheelchair. Provide wheelchair space under counters to make it easier for those who need or want to work in a seated position. Again, use lever faucets (see right). Side-hinged oven doors make range use easier for people in wheelchairs.

Of course, every house presents its own accessibility problems, and every family has different needs. Clearly, the best per-



Everything, including the kitchen sink, can have accessible and appropriate lever handles. This kitchen sink unit is from Chicago Faucet.

son to determine what steps to take is a disabled person — either the individual who lives in the house, or a consultant. 



A brass grab bar from Hardware Plus, Inc.

What About the ADA?

The federal Americans with Disabilities Act of 1990 requires that all public areas be made accessible to people with disabilities. It is not a building code that can be mitigated with a variance, it is a civil rights law that supersedes all building code and historic preservation laws. It is far reaching legislation, but it does not apply to owners of old houses or even small bed-and-breakfasts.

All new public buildings must meet its standards, and alterations to old public buildings must also comply. Even public buildings that are not undergoing alterations must be brought in line with the ADA. However, the law does allow for conserving historic fabric. There are several levels of consultation and compromise set out in the ADA regulations. Primarily the change must be "readily achievable" — which essentially means that it is not prohibitively expensive. If making the property accessible would be too destructive to the historic fabric, the ADA offers some other alternatives — to be overseen by the State Historic Preservation Office.

The ADA does not legally apply to old residences — unless the house contains a bed-and-breakfast with more than five rooms, a restaurant, a store front, or another public facility, such as a museum. Nonetheless, the ADA sets up a good standard for alterations, often called "universal design." The ADA's provisions make for better, safer, and more comfortable living for everyone. (With lever handles, opening doors becomes easier when your hands are full; wider doorways and stairwells make moving furniture easier.) We see the precepts of the ADA coming into general use, much like the Secretary of the Interior's Standards for Rehabilitation have for the treatment of historic buildings.

SUPPLIERS

Hardware Plus Inc.
701 E. Kingsley Road
Dept. OHJ
Garland, TX 75041
(214) 271-0319
lever handles, grab bars, invisible automatic openers, wide hinges

The Chicago Faucet Company
2100 South Clearwater Drive
Dept. OHJ
Des Plaines, IL 60018
(708) 803-5000
lever faucets


Restoration Works Inc.
P.O. Box 486
Dept. OHJ
Buffalo, NY 14205
(800) 735-3535
lever handles, faucets

Maguire Iron Corp.
215 22nd St.
Dept. OHJ
Richmond, CA 94801
(510) 234-7569
forged iron lever handles

Acorn Manufacturing Co.
P.O. Box 31
Dept. OHJ
Mansfield, MA 02048
(508) 339-4500
forged lever handles

GUSA, Inc.
250-S Executive Drive
Dept. OHJ
Edgewood, NY 11717
(516) 254-0400
brass grab bars

Stanley Hardware
P.O. Box 1840, Dept. OHJ
New Britain, CT 06050
(800) 622-4393
full line of swing-clear hinges



Some reproduction brass hardware makers offer grab bars that feel appropriate in an old-house bathroom. These are from GUSA Inc.

by John Leeke / Illustrations by Robert LaPointe

DIVIDED LIGHT WOOD SASH — THE TYPICAL 18TH- AND 19TH-century windows — are extremely prone to damage. Their small parts are no match for the ravages of weather (water and ultraviolet rays) and decay when paint and putty fail. Foul baseballs, rock-throwing vandals, and carelessness with interior sash locks inflict quick — sometimes major — injury. Yet old windows are character-defining elements of the house, and are the focus of many restoration projects.

A WINDOW ON SASH

HOW TO MAKE AND INSTALL REPLACEMENT PARTS



Divided light windows, in all their various configurations, are classic old-house details that can be repaired instead of replaced.

Repairing existing windows is relatively easy because individual parts of the sash can be replaced. This is more economical than buying new windows, and it preserves the original fabric of the building. Here I'll show you a few of my favorite methods for reproducing and replacing damaged sash parts using hand and shop woodworking tools. These methods work on all wood sash, but for some windows they might require adaptation. The more lights the window has, the more involved the repair will be.

REPRODUCING SASH PARTS

MEASURE AND ACCURATELY RECORD THE profile of whatever part you're reproducing: rail, stile, or muntin. Sash parts are small, and accuracy is extremely important for a tight, functional window. Use vernier calipers and a profile gauge to record the moulding size and shape. Dimensions can vary, especially on early handmade sash, so be sure to measure at several places to determine what the original maker considered standard, or strike an average. Often I file a matching pattern in a piece of soft sheet metal such as copper or aluminum.

Preparing Stock

USE BOARDS THAT HAVE AT LEAST ONE TRUE, flat surface and edge. If you are making a lot of stock, plane the boards to the thick-

ness of the sash. If not, size the parts to their finish thickness and width on the table saw. Cut out plenty of extra pieces for practice and testing, using the metal pattern as a model.

You usually won't go wrong using the same quality and species of wood as the original sash. (I have seen sash made out of white pine, yellow pine, fir, redwood, and mahogany.) When in doubt, use a stable, machinable wood with some resistance to decay — such as white pine or mahogany. Always use pieces with tight, straight grain (more than 10 growth rings per inch) and cut from heartwood. Curved or wavy grain results in weak members. Well-seasoned, edge grain lumber is a must.

If rails and stiles are longer than 30", I cut the width and thickness $\frac{1}{6}$ " to $\frac{1}{8}$ " oversized, and set them aside for a few days before milling to size. This is necessary because some planks have internal stresses that will cause the pieces to change shape after they are cut. The stock can be moulded in the following ways depending on your equipment and skills.

Shaping with a Hand Plane

WHEN YOU NEED ONLY A FEW FEET OF stock, a hand plane is a cost-effective way to make sash parts. (It's also probably what was used to make your windows if your


REPAIR

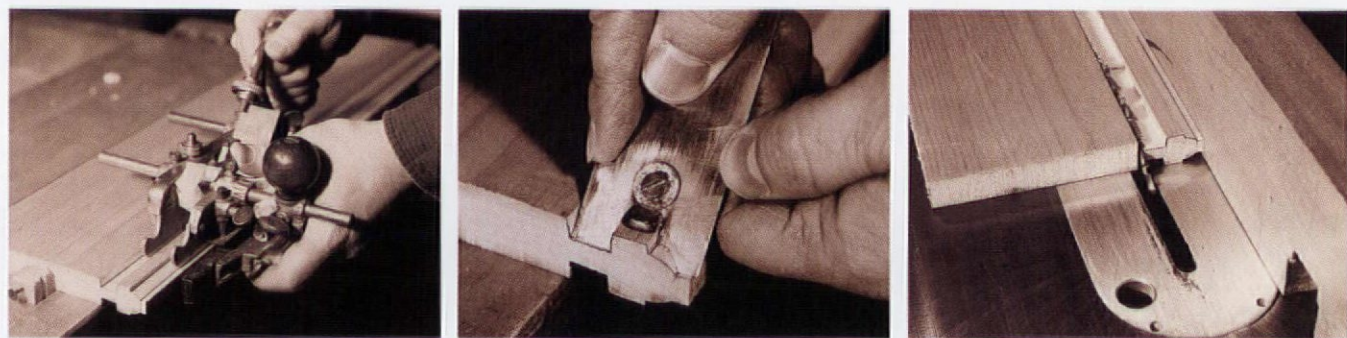
Window Work

Begin by taking the sash out of the frame and setting it up on a flat, solid work table. Wear gloves and goggles when handling glass. If the rest of the sash is in good condition, remove only the glass next to the broken parts.

If the paint has failed, glazing is cracked and missing, or the frame joints are open and loose, it may be more effective to remove all the glass and completely refurbish the whole sash. (You might have to remove all the glass anyway just to keep from breaking it while you work.)

Clean the frame with a sharp paint scraper to remove loose paint, putty, and weatherstripping. Protect yourself from lead in the paint and old glazing putty. Don't underestimate the importance of this preparation work or how much time and effort it will take.





ABOVE: A combination plane cuts the muntin detail. **RIGHT:** I had to grind the blade to the profile I needed.

FAR RIGHT: It's easier to work from the edge of the board and cut it off last.

house was built before the late-19th century.) Interchangeable cutters and multiple adjustments make a combination plane a versatile tool. It will cut moulding and rabbets with one blade.

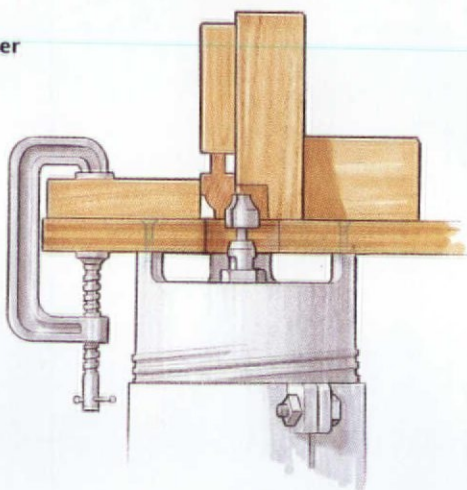
The single cutter of a combination plane shapes the moulding and glazing rabbet at the same time (see above middle). Since combination planes use only one cutter, it is often practical to custom-grind a cutter to a special profile. This is easier than grinding cutters with multiple blades, such as a router. Trace the profile from your metal guide to the blank and cut to the line using a slow-turning bench grinder. Set-up costs are moderate, making this an economical method if you need 10' to 100' of custom moulding.

Clamp or screw the stock to the work

cut to the needed dimensions. These adjustments can only be made by setting the guides and then testing them on scrap wood until the results are just right.

Once you're satisfied with your settings, set up with your straight-grain stock and plane with smooth, even strokes (see above left). If it looks like the grain is tearing up, try the other edge of the board — the grain's direction can affect the planing. It takes eight to 10 strokes to fully form the moulding profile. During production, check your dimensions often with your metal guide and vernier calipers. Even with the guides set just right, the cut may vary. A lot depends on how you hold the plane. Your technique may be what needs adjusting. Test and experiment. Think of yourself as a robot designed to hold the plane at exactly the same angle and apply the same pressure with each stroke. Muntins are symmetrical, so form one edge and then flip to the other. When the moulding is complete, rip it off the board on the table saw (see above right).

ROUTER TABLE
My makeshift router table turns my hand-held router into a fixed unit.



table, making sure there will be no interference with the plane's cutter or fences. Adjust the plane's side fence to give the needed muntin thickness. Then, set the plane's depth stop so the glazing rabbets are

Using a Router Table

YOU CAN USE A ROUTER TABLE TO QUICKLY form each side of the muntin or rail profile with a single pass. The router is mounted so the bit stands up through a hole — similar to a shaper (see left). In recent years a wide variety of router bit profiles has become available, so you are more likely to find a close match to your interior moulding profile (see "Suppliers," p.51). Some later hand-shaping may be necessary if the router bit isn't an exact match for your window's moulding. A standard rabbeting bit is used to cut the glazing rabbet. Attach a 2" x 5" wood fence to guide wood past the bit. I bored a hole through the fence and carved a socket for the end of a shop vacuum hose.

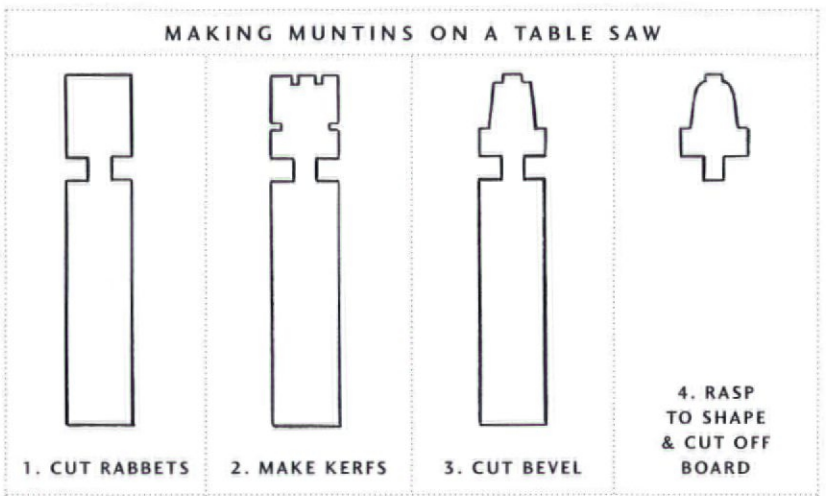
This setup efficiently removes chips so they don't clog the bit.

Adjust the height of the router bit and the fence and test the cuts to assure the proper size and shape. Clamp spring-type hold-downs to the table and fence to guide the sash stock past the cutter. Simply feeding the stock past the cutter by hand will not give consistent results. Hold-downs also make the task of feeding the stock much easier if you are cutting a lot. I cut all the rabbets and then all the mouldings in separate runs.

Cutting on a Table Saw

FOR SASH WITH LITTLE OR NO MOULDED detail, or no need for detail — such as a cellar, attic, or outbuilding window — a low-cost alternative may be cutting replacement parts on a table saw. Use a smooth-cutting planer blade (with an insert that fits close to the blade) for shape and a dado blade to cut the glazing rabbets. You can shape the pieces from the edge of a board and separate them from the waste wood later for safer and easier cutting. If you don't use oversized boards, be careful: use push-sticks and spring-type hold-downs. Remember, too, that long stock gives you more to hold than short sections.

Even if you need some simple detail, you can still make repeated cuts on the table saw to get the general shape, then rasp and sand to the proper profile. This process is simple, but it does take some practice and forethought. You must cut the piece in such a way that it always has enough square edges to ride on the table and the rip fence. It's a matter of the order in which you make the cuts (see top right). First, plane the wood to its overall thickness. Next, cut the glazing rabbets. Then, cut the moulding profiles by making numerous



passes on the table saw and adjusting the blade height so the kerfs take on the basic profile of the moulding you are attempting to reproduce. Hand rasp and sand the rough shaping into the proper detail.

REPLACING SASH PARTS



DIVIDED LIGHT SASHES ARE ASSEMBLED with mortise-and-tenon joints. This makes replacing individual parts a bit tricky because the whole sash interlocks. To install a new piece with the same joinery, you'd have to completely disassemble the sash and reconnect it with the new piece in place. A better idea is to adapt the parts slightly so they can be added to a sash that's still intact.

Rails

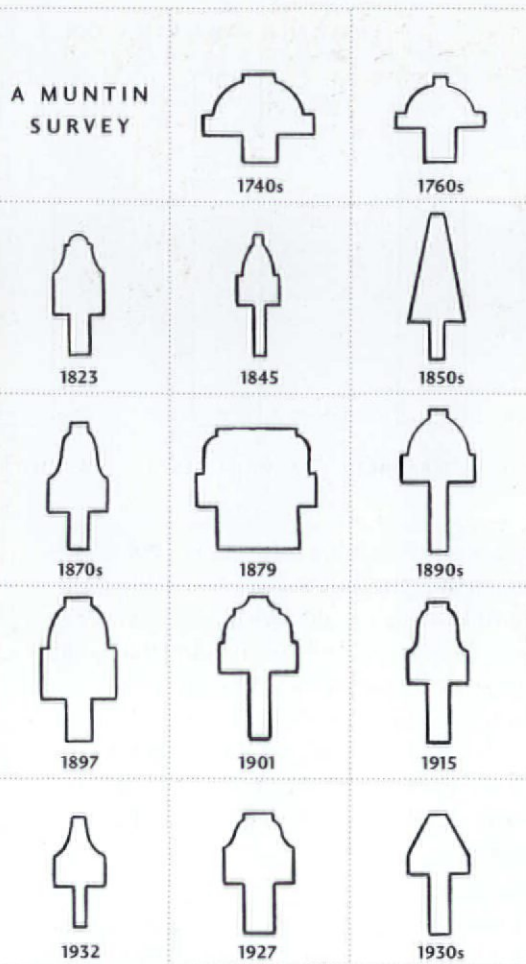
THE MEETING RAIL OF THE TOP SASH IS OFTEN the most weathered part of the double sash window. A relatively small member to begin with, it's exposed to high levels of sun and rain, so sagging and rot are common. The lower rail of the bottom sash, too, often needs replacement because of decay caused by ponding water on the sill.

To replace a broken rail, remove it and

FAR LEFT: Cut a lap joint for the new rail. **LEFT:** Any gaps can be filled with epoxy. **BELOW:** Bore and set the pins.




A survey of muntin cross sections from windows of the last three centuries shows the great variety of these tiny members. In general, muntins are thinner for sash with more lights and also on mass-produced sash later than the end of the 19th century. They also varied by era, style, region, and production method. Although you can purchase router and shaper bits designed to cut muntins, it is unlikely you'll find an exact match for yours. Putting the finishing touches on the moulding may require some hand rasp and sanding work. Or have your cutters custom ground to match. Muntin profiles courtesy of the Preservation Assistance Division, National Park Service.



any remaining tenons on the ends of muntins. Trim away the decayed cheeks (moulded joints) of the stile joints. Lay out a lap joint on each end of the new rail with a try-square, bevel, and pencil (see p.49, bottom left). The cheek of the lap is angled slightly to match the cheek on the old joint. Cut the shoulder of the joint with a small fine-toothed back saw. Trim the cheek of the lap to the lines with a sharp chisel.

Test the completed joint against its mate on the old joint. It is always a good idea to practice on an extra piece of stock



Horizontal muntins run in short sections between vertical members. They're easier to replace than their full length top-to-bottom counterparts.

before cutting the actual joints. With the sash held vertically in a bench vice, temporarily clamp the rail in place. Bore $\frac{5}{16}$ " holes through the rail into the ends of the old vertical muntins. Cut $\frac{1}{4}$ " dowels and slip them part way into the holes.



I soak the ends of the stiles and muntins with epoxy consolidant, especially punky wood, and prime mating surfaces on the new rail. I also apply a mixture of epoxy consolidant and epoxy paste filler to the mating surfaces as a gap-filling adhesive. After this, tip the rail into position with care to align the joints, pins, and holes correctly (see p.49, bottom right). Finally, clamp the stile-to-rail joints with C-clamps and the muntin-to-rail joints with bar-clamps. You can use countersunk screws with putty or buttons for the lap joint, or peg them to match original sash pegs (common in the 18th century).

Muntins

USUALLY A SASH DOESN'T NEED TO BE TAKEN apart to replace a single section of muntin. The original muntin has tenons on both ends that fit into mortises. Vertical muntins run from the top to the bottom rail of the sash. Replacing a vertical muntin requires fitting the horizontal muntins into it. Replacing a horizontal muntin — often smashed when the catch is left open while the window is raised or lowered — is easier. Horizontal muntins typically run in short spans mortised into the vertical muntins.

First, I remove the broken muntin and clean out the mortises. If the damaged piece is still fast in both mortises, you can cut through it in the middle and wiggle each side out. Next, I use a fine-toothed saw and sharp chisel to trim away a small triangular section of the interior moulding next to the mortise (see right). This allows the new muntin to slide into place. Then, I cut the new muntin to length. I measure to the side surface of each mortise to determine the length. Once the new muntin is cut to size, I trim the moulding with a sharp chisel to form a bevel that meets with the triangular section cut previously in the vertical muntin (see right).

To fit the muntin in place, slide it into both joints at once from the exterior side



FAR LEFT: Remove damaged strip. **LEFT:** Cut new stock for a snug fit.

of the sash. I like to make this a press fit so the part holds itself in place during gluing. To get this fit, I cut it long and trim the length with a sharp chisel or sandpaper. I use epoxy adhesive formulated for use with wood, or a mixture of epoxy consolidant and epoxy paste filler. If fasteners are needed, use wire brads.

Rabbet Strips

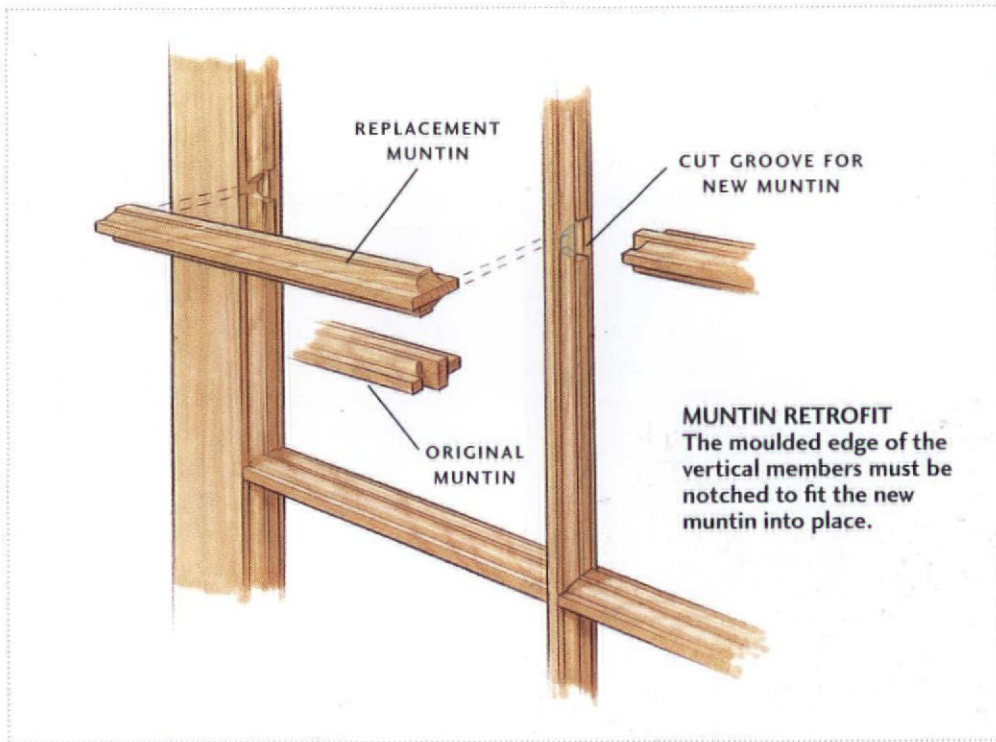
THE THIN, FRAGILE STRIPS BETWEEN THE glazing rabbets are easily damaged or weakened by decay. To replace one, trim away the damaged strip with a sharp chisel (see above). The resulting groove should be about as deep as the glazing rabbet.

For thin strips (less than $\frac{3}{16}$ " x $\frac{3}{4}$ "), I count on a press-fit to hold the strip in place while the glue sets, so a snug fit is important (see above right). To fasten longer

or thicker strips to the muntin I use thin wire brads with their heads broken off or the tips of sewing needles. Instead of pounding them with a hammer, I chuck the brad or needle in a drill and spin it into place. Then I remove the strip and apply adhesive in the groove, ends, and edge of the strip. Replacing the strip with the brads in their original holes I finish driving or spinning them in. A final tap with a hammer and nail set sinks the brad and seats the strip in the groove.

To wrap up the project, reglaze the sash, paint it, and reinstall it into the window frame.

John Leeke is a preservation consultant who helps homeowners, contractors and architects understand and maintain their historic buildings. You can contact him at RR1 Box 2947, Sanford, ME 04073, (207) 324-9597.



SUPPLIERS

PRESERVATION RESOURCE GROUP
P.O. Box 1768, Dept. OHJ
Rockville, MD 20849
(301) 309-2222
profile gauge

GARRETT WADE COMPANY, INC.
161 Avenue of the Americas
Dept. OHJ
New York, NY 10013
(800) 221-2942
the Paragon Multiplane

SILVO HARDWARE
3201 Toll View Drive
Dept. OHJ
Rolling Meadows, IL 60008
(800) 331-1261
combination planes

WOODWORKER'S SUPPLY, INC.
5604 Alameda Place NE
Dept. OHJ
Albuquerque, NM 87113
(800) 645-9292
"Tadpole" sanding blocks,
rabbet planes, and vernier
calipers

FREUD, INC.
218 Feld Avenue
Dept. OHJ
High Point, NC 27263
(910) 434-3171
router bits

CASCADE TOOLS, INC.
P.O. Box 3110, Dept. OHJ
Bellingham, WA 98227
(800) 235-0272
router bits

CMT TOOLS
310 Mears Boulevard
Dept. OHJ
Oldsmar, FL 34677
(800) 531-5559
router bits

TREND-LINES, INC.
135 American Legion Highway
Dept. OHJ
Revere, MA 02151
(800) 767-9999
moulding heads

CLASSIC CANVAS

Siding gables with canvas is an unusual — and historic — technique.

BY KURT HABEL

"THERE'S SOMETHING ON THE THIRD FLOOR gable, and we don't know what it is," explained the woman who hired me to paint her Victorian home. "It looks like old cement."

"Is it canvas?" I asked.

Sure enough, it was. Once you've seen it, there's no mistaking deteriorated canvas. I first came across this unusual siding on the exterior of another Queen Anne house. Typically, canvas is used to face gables and the pediments on dormers. It is installed over building paper and tacked to sheathing. Rakeboards, mouldings, window casings, and stickwork are nailed on top. Like the skin of a shedding snake, the century of paint covering canvas can split, crack, and pull at the siding, often tearing

wherever wood trim overlaps the fabric. It looks terrible, but the houses rarely experience leaks.

I knew enough about the job to estimate a price for re-canvassing and repainting two peaks. This time, however, I decided some research on the technique was in order. I've pursued wild geese before, but none as elusive as the canvas gable.



When the paint fails, installing new canvas and rosin paper is the only solution.

CANVASSING FOR INFORMATION

THE MOST IMPORTANT STEP IS to locate a canvas supplier. I



needed a 10' x 40' roll. I checked with eleven companies, none of which carried the canvas in stock. They also had never heard of using canvas for siding. Finally, I met the septuagenarian owner of Century Products (171 Medford St., Malden, Massachusetts 02148; 617-321-4333), who had #10 duck canvas — and nearly a century's worth of memory.

"Back in 1939, two Italian carpenters came in. I think they were gonna do what you're doing," he said.

Telling him it was my second canvassing job, we discussed techniques for painting canvas. "You know what you gotta do," he admonished. "You gotta go up to Canada and get some white lead. You can still get it there. Mix that up and paint it on real heavy. That's what the old timers used to do."

Not wanting to smuggle prohibited pigments, I called chemists at several well-known paint manufacturers and awning companies. They were unanimous in rec-

Fig.1: Make a map of the ornamental wood trim on the gable and then remove it. **Fig.2:** Number each trim piece as it is pried off. **Fig.3:** After the canvas and rosin paper is removed, pull out any nails or tacks, leaving a clean work surface.





ommending acrylic and latex primers and topcoats for the project, citing cloth adhesion, more flexibility, and color retention. But none had ever heard of canvas siding.


As usual, the advice of modern day professionals differed from the wisdom of the ages. Printed matter from the 1860s, such as *The Painter's, Varnisher's, and Gilder's Companion*, to present-day boatbuilding manuals specifically call for oil-based paints on canvas, stressing durability and penetration. None of the archival literature, however, mentioned the use of canvas for exterior siding.

Faced with contradictory advice, I did more research. I located more than 20 canvas-sided homes in many cities and

towns. A half dozen houses had covered the canvas with vinyl or aluminum or replaced it with plywood. Unfortunately, lengthy conversations about canvas siding with old contractors, architectural historians, preservation architects, and professors at Cornell and Boston universities ended with "never heard of it."

Builders may have chosen canvas because it simulates stucco for the half-timbered look. Invariably, canvas was applied on large, high-quality buildings, not cheap shacks. There are canvas-sided homes more than 100 miles from the nearest salt water, so it's not another use for canvas after the age of sail. Whatever the purpose, canvas seems to hold up for a century, so this pe-

The canvas on gables is often mistaken for stucco or cement. This newly canvassed gable should last as long as its predecessor — at least a century.



Lay the canvas on a large flat surface, such as a lawn. Carefully mark the dimensions and cut them out. The last step is to prime the back of the canvas and allow it to dry.

riod material is both historically appropriate and practical to retain.

REMOVING THE OLD CANVAS

HEAVY CANVAS IS QUITE DURABLE; IT'S THE paint that fails, not the canvas. The trouble is, neither heat (due to danger of fire) nor chemicals (due to absorption and difficulty of neutralization) can be successfully applied to strip the old canvas. Replacing the canvas, however, will provide the building with a lasting facelift.

Canvas is large and usually on the top floor only, making staging — not ladders — a requirement for the job. Extend the staging a foot or more past the end of the peak. Keep in mind that another ladder, in-

dependent of the staging, may be needed. Lead paint is likely on the old canvas. String a tarp under the work area to catch paint chips for proper disposal.

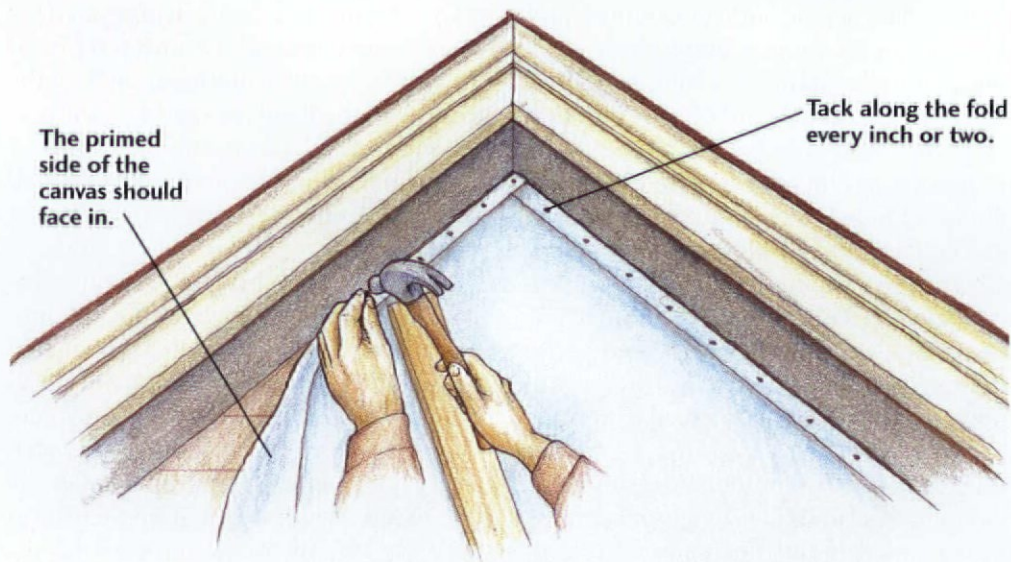
Some homes have complicated ornamental schemes. Before removing the wood trim, make a map of the peak and number the elements. Mark each trim piece with a corresponding number as you gently pry it off (remember this wood has been sitting comfortably for a hundred years). A reciprocating saw comes in handy to cut the nails on the window casing. Remove the trim from the staging so it can be scraped and primed later.

The old canvas I've seen is securely fastened with hundreds of small copper tacks, 1" apart at the seam edges and under the stickwork. Pull out the nails and remove the canvas. Repeat the process with the layers of red rosin paper underneath. Be sure to remove all the nails, staples, and tacks.

Once you've cleaned off the canvas and paper, check the sheathing boards and re nail any loose ones. Examine the flashing that runs along eaves and over windows. Re nail, patch, or replace the flashing as needed.

RESTORING CANVAS SIDING

MEASURING: Measure the gable in need of recanvassing and add an extra 2" for doubling up the edges. Lay out the canvas and mark the points of the triangle. Use a chalk-line to connect the dots. (If you're working



Once it has been secured along the bottom of the gable, lift the canvas to the gable peak and tack the top point into place. While an assistant pushes with a board, fold the edges over and secure the canvas to the sheathing.

alone, drive an awl or screwdriver through the canvas into the ground to hold the chalkline.)

After marking the dimensions, cut out the piece with sharp scissors. If you dare, cut out the windows at this point. However, it is better to do this after tacking the bottom edge of the canvas to the house. Measure carefully — the canvas is an expensive handkerchief to dry your tears if you mess up.

PRIMING: Prime the back of the canvas and allow to dry. Oil-based paints perform well over an extended period. For my job, I used an oil-based primer on the larger peaks. The smaller peaks were coated with an acrylic, water-based primer. Both were topcoated with a latex stain. There was an enormous difference in application. The material absorbed more than four times as much oil-based primer as acrylic primer. Nevertheless, both types have held up fine.

PAPERING: Get back up the ladder for the next step, bringing scissors, a roll of red rosin paper, and a staplegun or hammer tacker. Securely tack on the rosin paper, overlapping the sheets a few inches. (The more staples, the better.) Then put another layer right over the first. The paper is a traditional moisture and wind blocker. (Modern housewrap products may also work, but I haven't tried them.)

CANVASSING: Roll the canvas from top to bottom to make it easier to climb the ladder. Lay the canvas on the staging, primed side facing inward. Make sure the canvas reaches the right and left extremes before beginning. Tack the bottom edge to the sheathing, using $\frac{3}{4}$ " copper or 6d galvanized nails. Start from the center and tack through the flashing every 2". Keep the tacks about 1" up from the curve in the flashing.


With a partner, lift the canvas (primed side in) up to its highest center point. Stretch it into place (not too tightly) and tack the top point. Fold the edges over 1", like a hem, and secure with a few tacks. While one person pushes with a board or straightedge, the other secures the canvas to the sheathing every inch or two. When the canvas is in place, tack along the bottom edge, which is now doubled over.

Two hundred sq. ft. of canvas is unwieldy on a calm day — dangerous on a

windy day. Original canvas was installed two ways: in one piece, and in multiple pieces. The doubled-over and butted (not overlapped) seams in the multiple-piece method were completely concealed by wood trim nailed on top. I've learned the hard way that the second method is easier, but be careful with your cutting. The purpose of the canvas is to display unblemished panels; unsightly nails or seams gooped with silicone would defeat the purpose. If you leave a tack or two exposed, remember to seal copper nails with a stain killer before painting or a green oxidation stain will bleed through.

Before installing the scraped-and-primed trim, stickwork, and window casings, heavily coat the canvas your chosen primer. When dry enough to work on, install the rakeboards, stretching the canvas tighter before nailing. Use the map and markings as a guide to installing the wood trim as it originally appeared. Nail through into the sheathing with 8d and 10d galvanized nails. Once you've got a handle on the exact locations of boards, tighten the canvas with rows of additional tacks and then conceal them with the wood trim. Caulk the gaps along the tops of the rakes and trim boards, leaving the bottom edges open to shed water.

Now you can paint the new canvas and trim to match the house. Once the staging is down, you can gaze in satisfaction at a weatherproof system which is one of the more unusual architectural oddities. 🏠



Top: To prevent costly mistakes, cut out windows after the canvas has been stretched over most of the gable. **Middle:** Completely tacked into place, the canvas is heavily coated with primer. **Bottom:** Once the canvas is dry, install the rakeboards to tighten it and then follow with the wood trim.

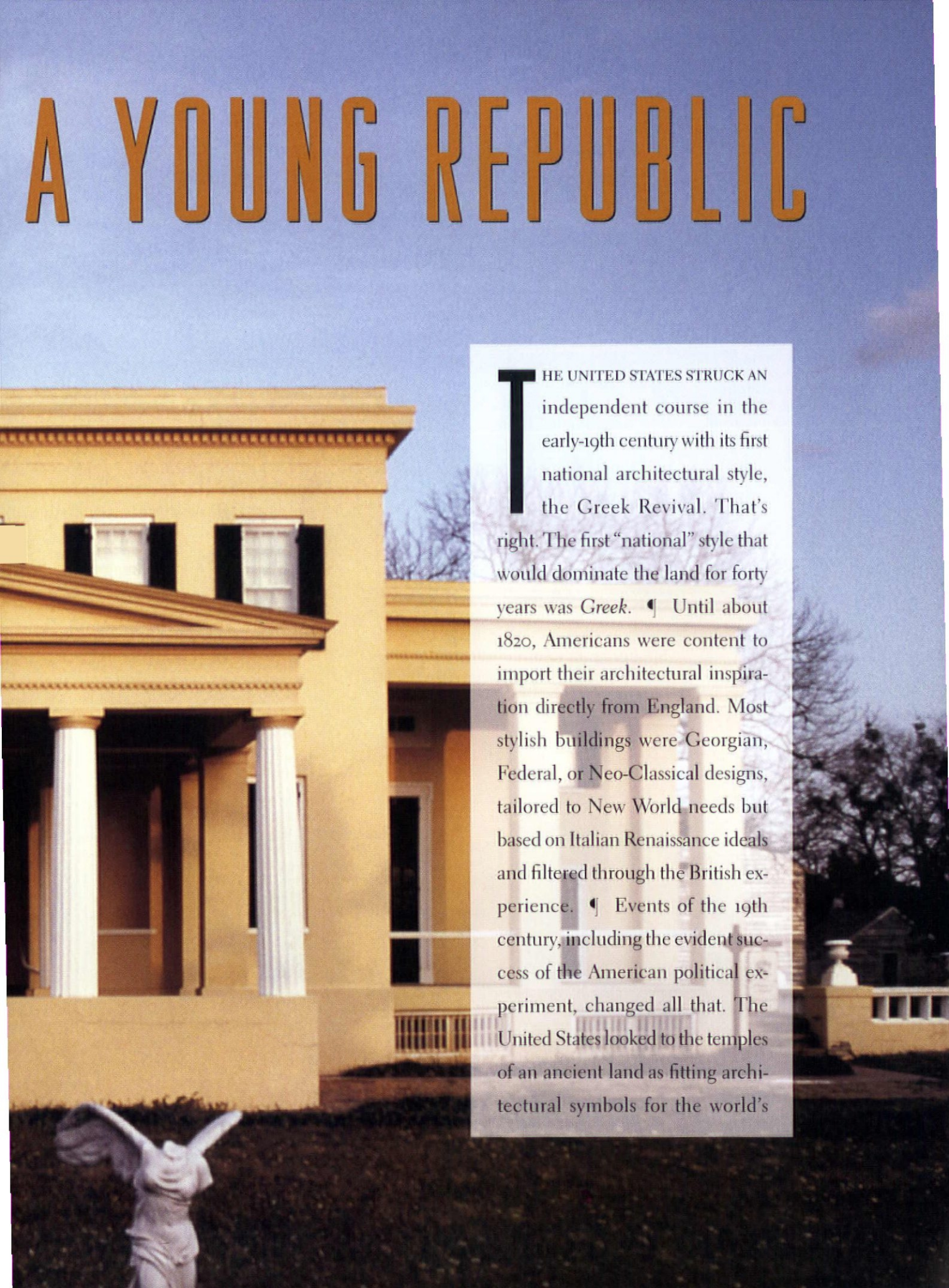
GREEK TEMPLES FOR

by James C. Massey and Shirley Maxwell

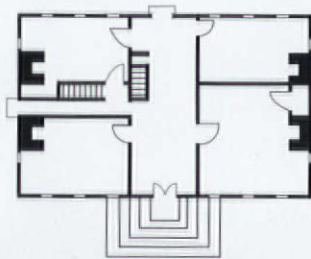


A terra-cotta and white color scheme highlights the stately southern plantation house of Gaineswood in Demopolis, Alabama.

A YOUNG REPUBLIC



THE UNITED STATES STRUCK AN independent course in the early-19th century with its first national architectural style, the Greek Revival. That's right. The first "national" style that would dominate the land for forty years was *Greek*. ¶ Until about 1820, Americans were content to import their architectural inspiration directly from England. Most stylish buildings were Georgian, Federal, or Neo-Classical designs, tailored to New World needs but based on Italian Renaissance ideals and filtered through the British experience. ¶ Events of the 19th century, including the evident success of the American political experiment, changed all that. The United States looked to the temples of an ancient land as fitting architectural symbols for the world's




Grander Greek Revival houses favored the symmetry of the center-hall floor plan. RIGHT: In South Carolina, Milford is a typical example of a southern plantation house, with a splendid horizontal entablature instead of a temple-front pediment.

youngest republic. Not surprisingly, Americans felt a kinship with the democratic and republican ideals of Greece and Rome.

However, for a couple of hundred years Roman architecture had been co-opted by the English who, in the aftermath of the War of 1812, were in remarkably bad odor with their former colony. Greek architecture, on the other hand, was untainted by British influence. Americans knew about ancient Greek buildings because of 18th-century archeological activities. Some had seen the measured drawings of Greek buildings published in *The Antiquities of Athens*, by James Stuart and Nicholas Revett (1761). Greece had also won the sympathy of the American public during a long but successful war of independence against Turkey. With the Turks gone, foreign tourists flocked to visit the great Hellenic monuments.

America adapted the temple form and classical orders of Greek antiquity to 19th-c. needs.


NO MATTER HOW INSPIRING 5TH-CENTURY B.C. buildings like the Parthenon are, they could hardly work very well in a 19th-century industrialized nation with modern tastes and functional requirements. The bulky,




post-and-lintel masonry construction of Greek antiquity was neither feasible nor necessary in an industrial culture heading quickly toward balloon framing with lumber. Certain hallmarks of Greek architecture did survive in the United States, including a devotion to symmetrical design, the pedimented temple form, porticos of every size and height (either pedimented or flat-roofed) and, most telling of all, columns and pilasters in the classical Greek orders.

The most prevalent building material was wood, often disguised with scored-and-lined stucco to simulate ashlar stone. Real stone and brick were also widely used, especially for public buildings. The idealized Greek temple may have begun the

S T U D Y I N G T H E C L A S S I C S




DORIC



IONIC

ALTHOUGH CLASSICAL ORNAMENT had been used extensively in the Georgian and Federal style, it was selected from the Roman rather than the Greek idiom and was loosely applied. In Greek Revival design, the classical orders (systems of decoration based on the design of columns) were taken seriously. The Doric order, the least elaborate, featured a fluted shaft, a simple moulded capital, and no base. Next in terms of ornamentation was the Ionic order with scrolled, cushion-shaped capital (volute), fluted shaft, and simple base. The ornate Corinthian column pulled out all the stops with fluted or reeded shafts, moulded bases, and large, carved floriate capitals. Orders were used according to strict standards. As a rule, the farther up on the building they were placed, the fancier they were.



CORINTHIAN

craze for white buildings in the United States (perhaps imitating white marble). However, many buildings of the Greek Revival period were painted in earthy yellows and terra-cotta colors, sometimes with gilded or polychromatic trim.

The first generation of professional architects in the United States was well represented among the important designers of Greek Revival buildings. Thomas U. Walter, William Strickland, Robert Mills, Ithiel Town, Philip Hooker, Francis Costigan, James Gallier, Minard Lafever, and Asher Benjamin — in short, most of the best-known architects of the time. All turned to Greek Revival projects for reliable profits. Many of them published carpenters' guides or pattern books with Greek Revival plans as well. Broadly circulated publications, such as Benjamin's *The Carpenter's Guide* and Lafever's *The Modern Builder's Guide*, carried the trend to far-flung outposts in the Midwest and even to California.

The Greek Revival style was adapted to nearly every type of building: city row houses, freestanding houses in villages and towns, mansions and outbuildings (including privies) on southern plantations and northern estates, churches, schools, and buildings of commerce and government, such as banks, theaters, statehouses, courthouses, and prisons. As one Greeked-out critic complained, "Everything is a Greek temple." The concentration of Greek Revival buildings is still thickest in the industrializing northeast and the newly settled midwest — the fastest-growing areas between 1820 and 1860.

AN OUTSTANDING RESIDENTIAL example of the Greek Revival style is Andalusia, the home of financier

Nicholas Biddle in Bucks County, Pennsylvania. An existing house was remodeled by Thomas U. Walter in the Greek Revival style in 1835-36. Handsomely sited above the Delaware River, Andalusia's massive peripteral portico supported by fluted Doric columns was as close to the

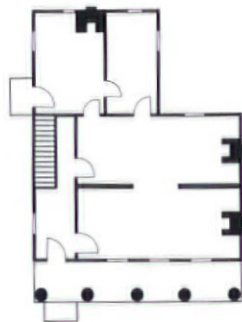


Greek ideal as an American building would ever come. The 1849 Tennessee State Capitol in Nashville represents the Greek Revival style as adapted to the statehouse, a large public-building type much in demand during this nation-building stage of American history.


Great plantation houses with Tara-like columned porticos have become a cliché of the antebellum South, but the surviving examples are evocative and often very beautiful. Louisiana's Chalmette, South Carolina's Milford, and Alabama's Gaineswood are a few Greek Revival dream houses among a distinguished and now diminishing company.

Modest vernacular houses weren't excluded from the Greek Revival mode. Columns or pilasters, pediments, and doorways with triple-light transoms and vertical sidelights were enough to establish a link with the fashionable Greek style. In the countryside, not even those embellishments were necessary. The farmhouse of choice through the late 19th century had a gabled-front main block with a slightly lower gabled-roof wing

A simple temple-front Connecticut house ornamented with a fine doorway and sidelights. LEFT: Overlooking the Delaware River north of Philadelphia, Andalusia's Greek temple addition is one of a few houses with columns on the front and side.



The street-facing gables of modest Greek Revival houses inspired a new floor plan: the side-hall scheme.



In addition to the expected portico, the Henry B. Clarke House in Chicago features a decorative square cupola. RIGHT: Note the full-length Greek Revival window with a cast-iron balcony and anthemion motif scrollwork.

at one side. Such a house might have no trim other than a vestigial *entablature* (a plain, broad band of wood under the eaves) around the entire house, turning in at the gable ends to suggest a pediment. City row houses benefited from the Greek influence as well. A columned portico or even a glorified stoop with a couple of pilasters beside the front door could enrich the narrowest urban dwelling.

Elaborate entries distinguish exteriors; woodwork dominates center-hall interiors.

A GREEK REVIVAL HOUSE MIGHT have had any one of several different roof lines. Low-pitch gabled roofs with pediment returns, hipped or deck-on-hip roofs, and nearly flat roofs with balustrades or panelled parapets, perhaps with projecting *anthemion* (honeysuckle leaf) ornament, were all commonly used. Square cupolas were frequent features, but chimneys were not prominent.

Ornament was always bold, in deliberate contrast to the Federal period. Greek

Revival ornament was easy to produce using modern tools, and the development of rail and water transportation made it easy to get the ornament to frontier areas. This was also the era in which it became possible to produce cut ironwork, and fine cast-iron window grilles, roof crestings, and porch railings were widely used. The style of building elements was determined mainly by the type of column that was used (see page 58).

The columns could vary almost infinitely in size, shape, number, placement, and decoration and still look Greek. In the Greek tradition, there was always an even number of them (generally four or six), in order to avoid a center column. Americans felt free to use five when it suited their purposes. The columns could be placed in front of the building only (*prostyle*) or all around it (*peristyle*). They could be beefed up with *antae* (square columns also called piers or pilasters), at the side of the building, or with engaged pilasters almost anywhere. If there were two columns in the middle with piers at the corners, the building might be described as *distyle in antis* (two columns between posts). Frequently, a bit of architectural sleight-of-hand implied the presence of columns where there were none, with ranks of shallow wooden pilasters set almost flush with the wall surface.

Whether they were located in a gable end or a long front facade, doorways were



unmistakable architectural features of Greek Revival houses. Rectangular transoms with one-to-five (or sometimes seven) fixed or movable lights, and multipaned sidelights with glazed panels set above wooden ones were standard amenities.

Windows were larger than ever, partly because glass came in bigger pieces and at lower prices. Large windows helped to

give a sense of depth to a plain facade as well as provide light within. Greek Revival windows were almost always rectan-

gular (Palladian windows belonged to the Roman tradition), but there were occasional variations, such as small oval or circular windows with wreathlike trim. Window frames varied from simple, flat post-and-lintel trim to pedimented, eared, or three-part moulded lintels. At the attic level, rectangular windows were glazed, louvered, or covered with decorative fretwork.

Generally, exterior wall surfaces were uninterrupted except by the vertical lines of pilasters that simulated



pavilions. Recessed rectangular panels were a popular trim for the upper walls.

Greek Revival interiors often had symmetrical center-hall plans with one or two rooms opening to either side of the hall. Side-hall plans were also common. Large sliding doors of grained or varnished wood separated double parlors or parlors and hallways. Staircases were impressive, with massive newel posts, heavy moulded banisters, and urn-shaped, turned balusters. Broad pilasters with bull's-eye corner blocks surrounded doors and windows; pedimented, eared, or three-part lintels topped

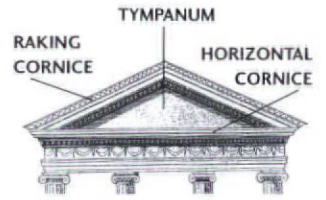
doorways, nearly reaching the high ceilings.

As time went by, the hard edges of the Greek Revival began to blur, softened by decorative elements such as carved, curving eave brackets borrowed from the increasingly popular Italianate style. There was no holding back the surge of romantic eclecticism

that overwhelmed the country in the mid-19th century. Critics pronounced the Greek Revival style static, outdated, artistically boring, and — uh-oh — not so American after all. By the 1840s, most architects

preferred the more “modern” Gothic Revival style. Greek Revival’s popular base eroded in the 1850s, washed away by Gothic and Italianate picturesqueness.

After the Civil War, the Greek Revival appeared finished for sure — unless you count the way it popped up in stripped-down form in 20th-century public buildings or in little front-gable-and-wing farmhouses and temple-style workers’ cottages built in the 1920s and 30s. Then it looks as if the Greek Revival style, like many high-born, hardworking immigrants, just made itself at home in America.



Pediments were either left unadorned or ornamented with decorative moulding. **LEFT:** A projecting entry with sidelights, an corner pilasters, and an entablature turn a simple Gloucester, Massachusetts, saltbox into a study in Greek Revival ornament.



In Crystal Lake, Illinois, an unusual example of a small, rustic Greek Revival with a full peripteral colonnade.

A Detector in the House

BY JANICE DEAN

PICTURE THIS: YOU NEED TO RECESS AN ELECTRICAL outlet on a bedroom wall, but you can't remember exactly where the bathroom pipes run. Cut in the wrong place, you'll ruin the expensive reproduction wallpaper. Sound familiar? If you've ever been in this predicament, there's a novel solution to the problem — use a metal detector.

Metal detectors can uncover many old-house secrets, from lost pipes to the whereabouts of long-gone outbuildings. If your only experience with metal detectors is tripping airport security devices with pocket change, you're not alone. After eight years of restoring our 1889 home, I needed something to take my mind off plaster dust and plumbing. So I bought a hobby-style detector and joined the growing number of metal detecting enthusiasts.

Pieces of Eight & Treasure Maps

THE DETECTOR I CHOSE IS A LIGHTWEIGHT COMPUTERIZED model. With a few pushes of a key pad, I select a pre-set program and ground-balance the machine to correct for excess mineralization in the soil. Then I'm ready to swing the search coil over the ground.

Many hobbyists specialize in one aspect of the sport, such as relic hunting, coin shooting, prospecting, or underwater hunting. Others enjoy finding and returning lost items or helping law-enforcement officials at crime scenes. My initial plan was to concentrate on finding coins in my yard. If only one coin per year was lost there, more than 100 coins were waiting to be found. Find coins I did — at last count 253! However, I discovered other curious items, and soon my coin hunting turned into an archaeological dig outside my Victorian house.

One day I was sounding for a stud using the rap-the-knuckles-on-the-wall method when I realized the detector might be quicker. Normally it's a nuisance to find nails, so the machine is programmed to ignore them. This time, however, I set it to signal the presence of any metal. Since there weren't any pipes or wires in that wall, I swept the detector's search coil over the surface and quickly located the nails in the stud.

After that, the detector was no longer restricted to my yard. I have found pipes, a drill bit lost in a pile of sawdust, wires, junction boxes, and nails in old beams.

Outdoors again, it turned up property stakes, sprinkler heads, shallow underground utility lines, and buried fuel tanks.

Mainly, I use the detector to find buried treasure. For an old-house owner, treasure is the missing key to the antique front door lock, a coin dated the same year your house was built, or a discarded drawer pull from the old kitchen cabinets. My cache of old-house booty includes coins, spoons, jewelry, toy cars, belt buckles, and buttons.



Originally, metal detecting was a welcomed relief from the rigors of restoring my Victorian home. Now I use it to find pipes and wires.



A display of the many items I've found, including a full ink bottle, toy cars, spoons, and a purse's worth of coins.

The oldest coin is dated eight years before my house was built; other coins — a Barber dime and a V nickel — I never heard of before digging them up. The prize find, buried near the back porch, is a tiny gold ring with

the initial "C". No doubt the ring belonged to Carlotta, a young girl who lived in our house at the turn of the century.

The detector, surprisingly, has helped discover some *nonmetallic* items, such as crockery, bottles, and marbles dug out of an old trash pit. In the days before weekly pick-up, trash pits and burn piles were common. Household rubbish was discarded around the property and sometimes in dry outhouse pits or wells. If there is a trash pit in your yard, it is easy to locate because metal is usually mixed in with the debris.

Metal or not, I record the location of everything I find. From these maps, I see patterns of everyday activities that occurred around my house. For instance, the concentration of older coins at the back door to the kitchen suggests that it was once the most-used entrance. By interpreting a pattern close to the house, I knew where to dig for the bed of an original sidewalk taken up in the 1930s. Toys and coins found in a large rectangular area in the backyard betrayed the location of a clothes line where several generations of mothers hung out the wash while their children played nearby. (Later I came across an old picture of the house showing the clothes line, complete with sheets billowing in the breeze.)


All of the discovered treasures have a sentimental value, but some have historic or monetary value as well. There is always the option of selling a rare or collectible find and using the money to help pay for the detector, or for the never-ending needs of the old house. Historic items can be donated to museums or local societies. One lucky detectorist uncovered a jar of silver dollars while searching at a friend's old house. Even after splitting the prize, he had enough to pay for a new detector.

Hunting for a Metal Detector

THINK A DETECTOR MIGHT BE USEFUL AROUND YOUR OLD house? Buying one is a bit more complicated than purchasing a heat gun or a hammer. So as you shop, consider these points:

COST — Prices start at \$150 and edge close to \$1000 for a top-of-the-line, computerized model. There are plenty of choices between these limits. Generally the more expensive the machine, the deeper it will detect

Old outbuildings are good treasure hunting spots. Here I slowly sweep the metal detector near the root cellar in my side yard.



This gold ring probably belonged to Carlotta, who lived in the house a century ago.





**The Lost Art of
Steam Heating**
by Dan Holohan

"The book on steam heat."

OJH subscriber and contributor Dan Holohan "wrote the book" on steam heat, a superior method of central heating and headache for old house dwellers. 304 pages of text from old heating books and visits to hundreds of basements and antique heating systems. 300 easy-to-follow illustrations and photos.

\$35. INCL. S&H. CHECKS & CREDIT CARDS.
30-DAY SATISFACTION GUARANTEE

Dan Holohan Associates
63 North Oakdale Avenue
Bethpage, NY 11714
(800) 853-8882



**CHADSWORTH
COLUMNS**

WOOD
POLYSTONE
FIBERGLASS

1.800.COLUMNS
1.800.265.8667

and the better it is at rejecting junk items, such as pull tabs and foil.

BRAND — All major manufacturers make good detectors, but the features and styles vary. Call each manufacturer and ask for a brochure to study and compare before you buy. **MODEL** — After deciding on your type of treasure hunting, choose between computerized and non-computerized models. Computerized models offer easy use and turn-key convenience, but they are also more expensive. Lower-priced, non-computerized detectors require some manual adjustment.

ACCESSORIES — Do you want headphones? A carrying case? A protective cover for the control box? Manufacturers periodically offer free accessories with some detectors. Ask if any specials are available.

If you are uncertain about which detector to buy, a local dealer will explain the features and how to use them. Look in the phone directory under Metal-Detecting Equipment or call a manufacturer for the name of a representative.

If your budget is tight, don't try to save money by buying a cheap, off-brand detector that is little more than a toy. Save by buying from a discount mail-order company in one of the treasure-hobby magazines. (Of course, unlike a good dealer, you don't get personal service or on-going support.) Detectorists are always trading up, so a dealer might have used models in stock, too.

As sophisticated as today's detectors are, you still need to learn how to pinpoint and dig a target, how fast to swing the search coil, what a good target sounds like, and much more that only comes with experience and practice. Read the manual thoroughly and familiarize

The site of the old clothes line yielded many exciting finds, including three well-worn metal toy cars.

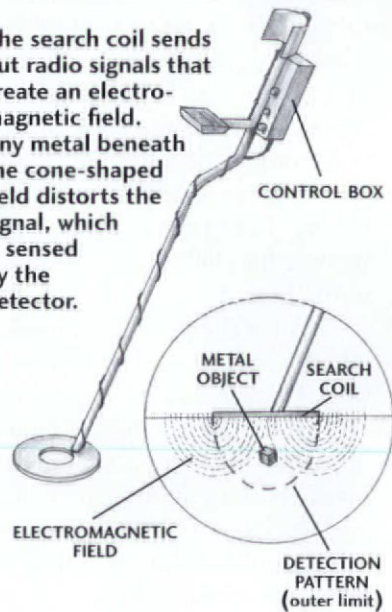


yourself with your machine before you begin. Pick up tricks of the trade from a treasure-hunting magazine or by joining a local club.

If you get a thrill uncovering beautiful woodwork beneath orange-painted mantels or discovering time capsules under floorboards, buy a metal detector and discover the treasure trove in your old yard.

HOW A DETECTOR WORKS

The search coil sends out radio signals that create an electromagnetic field. Any metal beneath the cone-shaped field distorts the signal, which is sensed by the detector.




SUPPLIERS

Fisher Research Laboratory
200 W. Willmott Rd., Dept. OHJ
Los Banos, CA 93635
(209) 826-3292

Garrett Metal Detectors
1881 West State St., Dept. OHJ
Garland, TX 75042-6761
(800) 527-4011

Tesoro Electronics
715 White Spar Rd., Dept. OHJ
Prescott, AZ 86303
(800) 528-3352

White's of New England
74 Bowers St., Dept. OHJ
Newton, MA 02160
(800) 547-6911



**IN A RECENT POLL
100% OF THOSE
BIRDS INTERVIEWED
FOUND OUR PRODUCT
TOTALLY REPELLING**



Nixalite stainless steel needle strips — Effective, humane bird control. For the whole story, contact us.



NIXALITE OF AMERICA
1025 16th AVENUE
P.O. BOX 727 • DEPT. OHJ
EAST MOLINE, IL 61244
800-624-1189 • FAX 309-755-0077

SPECIALISTS IN BIRD CONTROL



The Aquetong Chandelier

Eight gracefully curved arms on this chandelier provide elegant lighting in any home. The arms are of two lengths to create a two-tier effect. The wires are cleverly concealed in hollow tubing in both arms and center. A specially designed canopy is included to complete this traditional design.

Approx. 29" W x 26" H \$375.00 (plus S&H)

***MUSEUM QUALITY HARDWARE
CRAFTED BY J.G. BECK**

***TRADITIONAL WROUGHT IRON
DESIGNS**

Send \$4.00 for our full line catalog.

IRON APPLE FORGE
Routes 263 & 413
P.O. Box 724
Buckingham, Pa 18912
(215) 794-7351

**Introducing A Trowel*
With A Definite
Difference...**



**The
DURA Soft™
Difference.**



- Virtually **indestructible hard polymer bumper** designed for easy tamping of brick and block.
- **Resilient handle** reduces fatigue.
- **Integral finger guard** protects against callouses, heat and cold.

*** THE BEST SOLID FORGED BRICK TROWEL
AVAILABLE ANYWHERE!**

Feel the difference of Marshalltown's exclusive DuraSoft™ handle where you shop for tools.



MARSHALLTOWN TROWEL COMPANY

P.O. Box 738 • Marshalltown, Iowa 50158
Phone: 515/753-0127 • Fax: 515/753-6341



**SILENT SERVANT™
DUMBWAITERS**

CALL FOR THE DEALER NEAREST YOU

800-232-2177



**MILLER
MANUFACTURING, INC.**

**Manual
Dumbwaiters**

COMMERCIAL • RESIDENTIAL

- FEATURE-PACKED DESIGN**
- Fully Automatic Brake
 - Engineered Aluminum Guide Rails
 - Precision Molded Bearing Quality Guide Shoes
 - Simplistic Design
 - Time-saving Installation Features
 - Energy Saving

AN APPLICATION FOR EVERYONE

- **RESIDENTIAL**
Use the SILENT SERVANT to carry laundry, firewood, groceries, prepared food, etc.
- **COMMERCIAL**
Restaurants, schools, banks, office buildings, warehouses

165 Cascade Court, Dept. OHJ
Rohnert Park, CA 94928
FAX (707) 584-0850

Crown City



HARDWARE CO.

Now you can choose from the most complete bungalow hardware selection available without leaving your home. Our newest line of hardware offers authentic bungalow reproductions handcrafted with exceptional quality. To receive our craftsman brochure, please send a self-addressed stamped envelope or to receive our full line, 372-page catalog, send \$6.50* to:

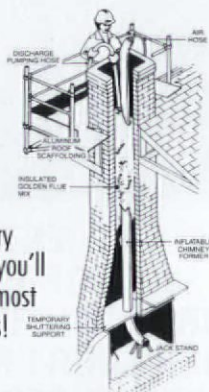


Crown City Hardware Co.
1047 N. Allen Ave., Dept. OHJB
Pasadena, CA 91104

* Please allow 6-8 weeks for delivery. For rush delivery include \$3.00 special handling.

All Chimney Liners Are Not Created Equal.

Before you settle for a stainless steel or tile liner, find out about Golden Flue. We're the leader in cast-in-place masonry chimney liners, and you'll find us in America's most historic old chimneys!



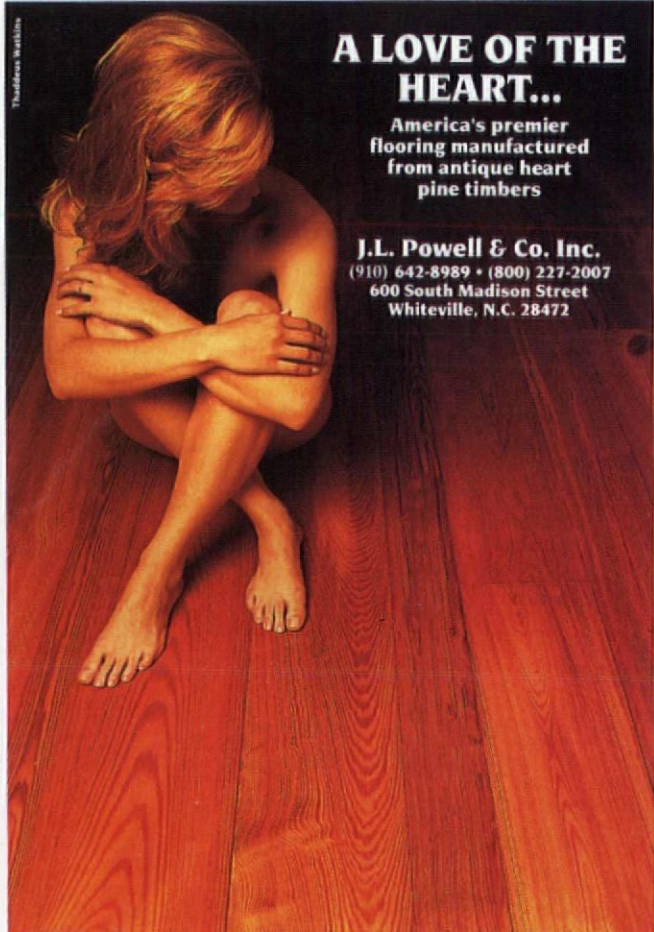
The Cure for the Flue*

800-446-5354
Call For A Free Brochure

A LOVE OF THE HEART...


America's premier flooring manufactured from antique heart pine timbers

J.L. Powell & Co. Inc.
(910) 642-8989 • (800) 227-2007
600 South Madison Street
Whiteville, N.C. 28472



MOLDER / PLANER FOR

STRAIGHT, CIRCULAR, ELLIPTICAL* MOLDINGS
(Casings, Crowns, Picture Frames, Raised Panels)



Our W • 7S Model offers Versatility and Durability

FEATURES:

- Duplication of historic profiles up to 3/4 in. deep
- Solid cast-iron base & head
- Molder-to-planer in less than 2 minutes
- Portable – on site or in the shop
- 7,000 rpm/two-knife system produces 78 cuts per in.
- 100 standard knives
- Custom knives
- Five-year warranty
- Fully American-made!

* Elliptical jig required

EJ Elliptical jig allows radii as small as 7 in.



Williams & Hussey Machine Co. Inc.
Dept. 565EA
P.O. Box 1149 • Wilton, NH 03086
Tel: 800-258-1380 (USA) or 603-654-6828
Fax: 603-654-5446



THE NEW MAGAZINE OF PERIOD DESIGN

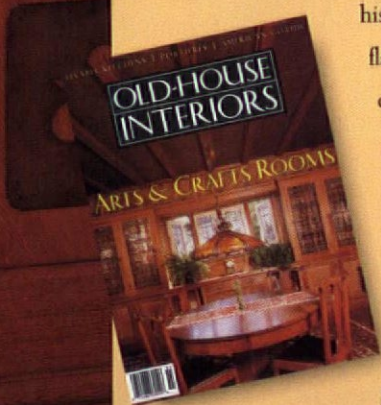
*For quality-conscious designers and homeowners
actively involved in finishing,
furnishing, or decorating a period home.*

OLD-HOUSE INTERIORS is the quarterly magazine on decorating and furnishing ideas from the publishers of *Old-House Journal*. You'll find inspiration in the lavish color photos and intelligently written articles — plus practical advice and sourcelists for wainscot and lighting, period furniture and carpets. *Old-House Interiors* blends the

historical approach with design flair. What you'll see is not decorating fads, but a classic approach to interior design.

TO ORDER: For convenience, use the postpaid order card opposite. Or call **1-800-462-0211** and charge to MC or VISA.

Subscriptions for *Old-House Interiors* are \$18 for four issues. **GIFTS:** We'll send you a handsome card that you can mail to your friends announcing your gift. Fill out the card opposite or call the number above.



**OLD-HOUSE
INTERIORS**

RESTORATION



Reproduction Colonial HL hinge, thumbblatch, and knocker from Williamsburg Blacksmiths.

COLONIAL HARDWARE

THIS REPRODUCTION colonial hardware marries the traditional craft of blacksmithing with a modern rust-proof finish. It is forged and treated to prevent corrosion, and painted with flat black lacquer for maintenance-free exterior application. Pyramid head screws are the fasteners. The Bean Suffolk Thumbblatch costs \$50 plus \$12.50 for the bar set; HL hinges cost \$26 per pair; and the Heart Door Knocker costs \$34.25. Williamsburg Blacksmiths also offers doorbell collars, pin-tle hinges, Dutch door quadrants, shutter dogs, and switch plates. Contact Williamsburg Blacksmiths, P.O. Box 1776, Dept. OHJ, Williamsburg, MA 01096; (800) 248-1776.

BUCKET APRON

A FIVE-GALLON joint-compound or paint bucket makes a convenient tool carrier, but not a very organized one. With the Bucket Boss, however, your hand tools each have their own home. The heavy-duty nylon apron has pockets inside and out and works



A glance at the Bucket Boss and you'll find the tool you're looking for.

with any five-gallon bucket. The pockets are designed for standard carpenters' or electricians' tools; other models are for painters, gardeners, and homeowners. The Bucket Boss is available at hardware stores and home centers for under \$25. For more information, contact Portable

color. Modern kilns create structurally sound brick. It can be custom matched to size, shape, and color. Prices vary, but run about \$500 per thousand units. For a distributor near you, contact Old Carolina Brick Company, 475 Majolica Road, Dept. OHJ, Salisbury, NC 28147; (704) 636-8850.



Old Carolina's brick imitates pre-1840 masonry.

Products, 58 East Plato Boulevard, Dept. OHJ, Saint Paul, MN 55107; (800) 688-2677.


HANDMADE BRICK

IF YOUR HOUSE IS PRE-1840 and you're rebuilding a fireplace, repairing an exterior wall, or adding a room, you might want to use soft-mud brick. Old Carolina Brick Company hand "throws" its brick in wood molds. The result is variegated brick with finger marks, folds, and other surface irregularities. Coal firing produces an authentic earthy

PLUMBING PARTS

GOT AN ANTIQUE plumbing fixture that's out of sink? Don Hooper salvages Victorian plumbing fixtures and parts. Either he'll find the broken

or missing part for your clawfoot tub, pedestal sink, pull-chain toilet, sitz bath, Fuller ball faucet, or needle shower, or he'll reproduce it using his library of antique plumbing catalogs. He also maintains a stock of turn-of-the-century bathroom fixtures for sale and will search for fixtures



PRODUCTS

Josh Garskof

according to your specifications. Contact Vintage Plumbing -Bathroom Antiques, 9645 Sylvia Avenue, Dept OHJ, Northridge, CA 91324; (818) 772-1721.



Plastic-wrapped fiberglass insulation is available in R-13 with kraft facing for walls, and in R-25 for crawl spaces and attics.

WRAPPED INSULATION

IF YOU'RE ADDING ON, OR if you've opened up old walls, you'll probably want to insulate. Owens-Corning has just introduced PinkPlus, which makes installing fiberglass batts easier. The fiberglass is encased in polyethylene. This reduces the release of fiberglass dust as you work. The wrapping does not provide a vapor inhibitor (it's perforated), so you'll want to add a separate barrier. PinkPlus sells for 10 to 15 per-

Vintage Plumbing will find or recreate missing antique plumbing parts.

Antique heart pine flooring and steps give an old look to a new house.

cent more than Owens-Corning's standard insulation. To locate a retailer in your area that stocks PinkPlus insulation, contact Owens-Corning, at World Headquarters, Fiberglas Tower, Dept. OHJ, Toledo, OH; (800) 438-7465.

ANTIQUE PINE & CYPRESS

EVEN NEW ELEMENTS of your old house can be old. Many companies salvage pine from houses slated for demolition. Albany Woodworks also recycles old cypress, widely used in the South for exteriors because of its natural weather resistance. Antique wood is remilled for flooring, stair parts, mouldings, panelling, cabinets, shutters, and doors. It's edge grained and complete with years of patina. "You just can't get new timber of this quality anymore," explains co-owner Judith Woods. Stock costs between \$3.75 and \$8.25 per square foot for pine, \$3.75 to \$5.90 for cypress, depending upon grade and dimensions. Contact Albany Woodworks, P.O. Box 729, Dept. OHJ, Albany, LA 70711; (504) 567-1155.



IN-LINE SAW

THE SABRE-PLUS IN-LINE jigsaw is a mini-reciprocating saw that reaches into tight quarters and makes easy work of overhead jobs. And its thin in-line blade makes it almost as maneuverable as a jigsaw. The powerful 3.6 amp tool has a variable speed trigger and three-position orbital action. It accepts wood- and metal-cutting blades,

as well as rasps, wire brushes, and bristle brushes. Other options include feet for both 90° and 45° cuts. The Bosch Model B4050 is available nationwide at a suggested retail price of \$196. For more information, contact the Skil-Bosch Power Tool Company, 4300 W. Peterson Avenue, Dept. OHJ, Chicago, IL 60646; (312) 286-7330.



The Sabre-Plus in-line jigsaw from Bosch is a compact 14" long and 2½" in diameter.

HOW TO ORDER OUR PLANS

Mail-order plans have a long history in shaping

the residential architecture of the country. Of the thousands of house plans available today, few exhibit good design and a grasp of historical proportion and detail. So, in response to requests from OHJ readers, the editors have "done the homework": We've hand-picked plans. In each issue, we offer the most attractive, authentic, and buildable of the historical designs, from all periods of American architectural history. Let us know what plans you're looking for.

You can order actual blueprints for all the houses featured. These plans are designed to conform to national building-code standards. However, the requirements of your site and local building codes mean you'll probably need the assistance of a professional designer (your builder may qualify) or an architect.

For the houses shown in this issue, blueprints include:

- Detailed floor plans showing dimensions for framing. Some may also have detailed layouts and show the location of electrical and plumbing components.

- Interior elevations are included in some plans, showing interior views of kitchen, bath, fireplace, built-ins, and cabinet designs.

- Building cross sections: cornice, fireplace, and cabinet sections when needed to help your builder understand major interior details.

- Framing diagrams that

show layouts of framing pieces and their locations for roof, first, and second floors.

- Energy-saving specs, where noteworthy, are included, such as vapor barriers, insulated sheathing, caulking and foam-sealant areas, batt insulation, and attic exhaust ventilators.

- May include foundation plan for basement or crawl space. (Crawl space plans can easily be adapted for full basements by your builder.)

Why order multiple sets? If you're serious about building, you'll need a set each for the general contractor, mort-

gage lender, electrician, plumber, heating/ventilating contractor, building permit department, other township use or interior designer, and one for yourself. Ordering the 8-set plan saves money and additional shipping charges.

Other notes: (1) Plans are copyrighted, and they are printed for you when you order. Therefore, they are not refundable.

If you would like information on ordering more than 8 sets of the same plan, please call our Customer Service Department at (508) 281-8803.

(2) Mirror-reverse plans are useful when the house would fit the site better "flopped." For this you need one set of mirror-reverse plans for the contractor; but because the reverse plans have backwards lettering and dimensions, all other sets should be ordered right-reading.

(3) Heating and air-conditioning layouts are not included. You need a local mechanical contractor to size and locate the proper unit for your specific conditions of climate and site.

MAIL TO: OHJ House Plan Service, 2 Main Street, Gloucester, MA 01930

Or call (508) 281-8803 to charge your order.

Please send the following:

PLAN NAME _____ PLAN # _____

#1	<input type="checkbox"/>	ONE COMPLETE SET OF WORKING DRAWINGS	\$ _____
#2	<input type="checkbox"/>	FIVE-SET PACKAGE	\$ _____
#3	<input type="checkbox"/>	EIGHT-SET PACKAGE	\$ _____
#4	<input type="checkbox"/>	PLEASE INCLUDE 1 ADDITIONAL SET OF MIRROR-REVERSE @ \$25	\$ _____
		ADD POSTAGE & HANDLING	\$ 7.50
TOTAL		\$ _____

SEND TO _____ CHECK ENCLOSED CHARGE TO: VISA MC

STREET _____ CARD # _____ EXP. DATE _____


CITY _____ SIGNATURE OF CARDHOLDER _____

STATE _____ ZIP _____ DAYTIME PHONE # _____

Please allow 3 weeks for delivery.

PRICES GOOD THROUGH MAY 1996

MJ95



Shutter Shop

Shutter Sets
Or Individual Panels

- Colonial raised panels
- 1 1/4" Movable louvers
- 2 1/2" Movable louvers
- 3 1/2" & 4 1/2" movable louvers
- Hard to find sizes
- Lengths to 120"
- Panel widths to 37"

Send \$3.00 for our catalog full of interior and exterior shutters.

Shutter Shop

P.O. Box 11882, Charlotte, NC 28220
704-334-8031

NO MATTER HOW WELL YOUR RESTORATION TURNS OUT,



WE CAN TOP IT.

With Capstone®, the newest premium laminated asphalt shingle from Elk. Offered in two versatile color blends, Capstone shingles have earned wind resistant and Class "A" fire ratings from Underwriters Laboratory. And we back them with our Umbrella CoverageSM — a thirty-year limited warranty.*

With its mottled color and slate-like impression, Capstone will lend *character* to that carefully-restored jewel of yours. And what ordinary shingle can do that? Call your local contractor or (214) 851-0449 for details.

ELK
Premium Roofing

CAPSTONE®

*Warranties are available upon request or by writing Elk.

©1994, Elk Corporation of Dallas. Capstone is a registered trademark, and Umbrella Coverage is a service mark, of Elk Corporation of Dallas, an ELCOR company.

Heritage Village Colors ORIGINAL OIL BASE FORMULA

Heritage Village colors were selected for authentic reproduction of 18th and 19th century architecture. They are suitable for most exterior and interior surfaces, walls, woodwork, trim, furniture and decorative painting. With the harmonious colors in this collection, color schemes for your entire house can be created, limited only by your imagination. These coatings have a superior workability and depth of color that make Heritage Village Colors the benchmark of coatings in the architectural field.



PRIMROSE DISTRIBUTING
54445 ROSE ROAD, SOUTH BEND, IN 46628
(800) 222-3092 (8:30 AM TO 4:30 PM EST)

DEALER INQUIRY INVITED
DESCRIPTIVE LITERATURE \$3

Erie Landmark Company Plaques

- ❖ Custom lettered bronze markers ❖
 - ❖ For indoor-outdoor use ❖
 - ❖ National Register Plaques.....starting from \$35.00
 - ❖ Custom wording.....starting from \$95.00
 - ❖ All sizes, from Medallions to Roadside Markers ❖
 - ❖ Graphics and Logos Reproduced ❖
 - ❖ Time Capsules ❖
 - ❖ Discounts to Historical Societies ❖ Metal Photo Images ❖
- Call or Send for FREE Brochure:**

Toll Free: 1-800-874-7848 ❖ Fax: 703-818-2157

Erie Landmark Company
4449 Brookfield Corporate Dr.
Chantilly, Virginia 22021-1681



Satisfaction Guaranteed

Please allow 6-8 weeks for delivery

FARMHOUSE WITH FULL PORCH

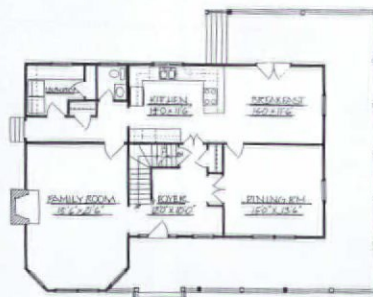


THIS UNIQUE VICTORIAN SITS WELL ON A LARGE lot. The verandah wraps all the way around to the back of the house for expansive views. Inside, large rooms revolve around a central foyer

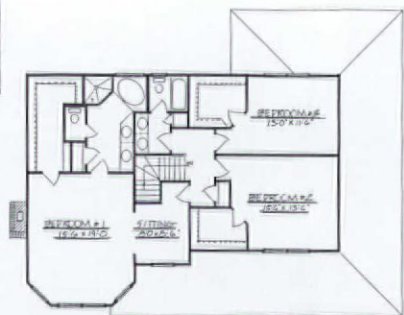
and curved staircase. The second-storey master bedroom is entered through a sitting area and enjoys a bay window and luxurious bath.

Plan BL-03-VI

Cost.....	\$260
Set of 5.....	\$320
Set of 8.....	\$360
Bedrooms.....	3
Bathrooms.....	2 1/2
Square Footage.....	2,640'
first Floor.....	1,312'
Second Floor.....	1,328'
Ceiling Height	
first Floor.....	9'
Second Floor.....	8'
Overall Dimensions	
Width.....	56'
Depth.....	42'




first floor



second floor

Superb grace of design.



Send \$5 for our full color catalog.
(catalog fee refundable with order)

251 s. pennsylvania avenue
po box 469, centre hall, pa 16828
814-364-9577

*Victorian
Lighting
Works*



Plastmo & K-Snap Vinyl Rain gutters...Durable, Easy to Install



Plastmo and K-Snap vinyl gutter systems are engineered with reinforced gutter rims, heavy duty brackets, and permanently glued joints to withstand severe climates. All vinyl

parts are colored throughout, and made from impact resistant, UV stabilized PVC. The Plastmo gutter design has proven its superiority for over 30 years.

No specialty skills, tools or training is needed. Components snap together easily for rapid installation.



Available in sizes 4", 5", 6", 1/2 round and traditional style. Three colors in stock.


Plastmo

K-Snap

Call Plastmo, Inc. for further information.

8246 Sandy Court, Jessup, MD 20794 • 1-800-899-0992 • FAX 410-792-8047

Bring Back The 1890s
In The 1990s



TIN CEILINGS

**ORIGINAL DESIGNS
VICTORIAN-ART DECO**

Send \$1.00 for Catalog to:
CHELSEA DECORATIVE METAL CO.
9603 Moonlight Dr., Dept. OHJ
Houston, Texas 77096

Questions: 713-721-9200

2' X 4' Sheets For Easy Handling
Shipped Anywhere

Make Tough, Flexible Molds in 1 Easy Application MasterMold 12-3



- Brush on, build-up
- Reproduces exquisite details
- Ideal for vertical and overhead surfaces

- Conquers severe undercuts
- Use again and again
- Safe

Replicate capitals, moldings, finials, ceiling medallions, cabriole legs, ceramics, carvings, statues . . .



ABATRON, INC.

800-445-1754

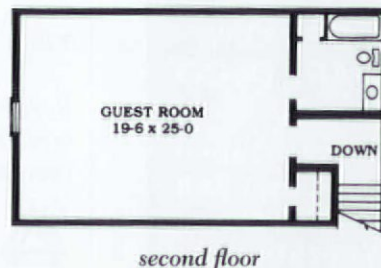
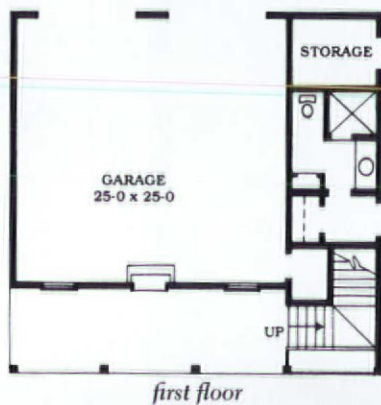
5501 95th Ave., Dept. OH, Kenosha, WI 53144 USA
414/653-2000 Fax: 414/653-2019



GARAGE AND GUEST ROOM



THIS TWO-CAR GARAGE PLAN IS WORTHY OF ATTENTION for its sympathy to region and era. It clearly has its roots in Louisiana architecture, with its exterior stairway and steeply-pitched roof. That roof pitch makes possible an upstairs guest suite; there's a second full bath downstairs. Note the extra bathroom and storage space on the first floor.



Plan HR-23-GA	
Cost.....	\$50
Square Footage	685'
Bonus Room	12'
Overall Dimensions	
Width	12'
Depth	20'

RESTORATION

Fireplace & Chimney Restoration Specialists

- Lining (all types)
- Rebuilding
- Repairs
- Chimney Cleaning
- Chimney Caps



Fully Insured
Serving Tri-State
Area Since 1960

CERTIFIED CHIMNEY CONTRACTORS

3122 Route 10 West • Denville, NJ 07834

201-361-1783

212-724-9411

Residential • Commercial • Institutional

VICTORIAN WALLPAPERS

- Handprinted Borders, Friezes, Ceiling Papers & Coordinated Wall Fills.
- Available Directly from our Studio by Mail Order.
- In-house Design Service.
- Color Catalog with Binder: \$10.00

**BRADBURY & BRADBURY
WALLPAPERS**
P.O. BOX 155-C • BENICIA, CA. 94510
(707) 746-1900

NOW AVAILABLE!
Neo-Classical Roomset
Edwardian/
Arts & Crafts
Collection

CUSTOM WOOD TURNINGS

- Architectural Mouldings
- Balusters
- Newel posts
- Porch posts
- Columns
- Fluting
- Spiral rope twist
- Finials
- Furniture parts

- No minimum order
- Shipment coordination
- (72 page catalog \$5.50)



156 Main St., P.O. Box 338
Ivoryton, CT 06442

(203) 767-3236 Fax (203) 767-3238

NT HARTMANN SANDERS

Architects' Choice for Classic Authenticity

Classically correct in design, Hartmann-Sanders columns and capitals have maintained the most rigorous standards - based on the timeless Orders of Architecture - for nearly a century.

Our quality and durability is enhanced by the patented Koll's Lock-Joint construction and our unique manufacturing process which adds today's technology to one of the truly time-honored and artistic architectural traditions.

Call or write today. Ask about our wide choice of designs, styles and materials and our unprecedented ten-year warranty.

NT HARTMANN SANDERS
A Newman Tonks Company
4340 Bankers Circle • Atlanta GA 30360
404-449-1561 • 800-241-4303
FAX 404-449-5875

WOOD MANTLES
CAPITALS
BRACKETS
MEDALLIONS
PLASTER CORNICES
WOOD MOULDINGS
COMPOSITION & WOOD FIBER ORNAMENTS

Established 1893 **312/847-6300**
DECORATORS SUPPLY CORPORATION
 3610 S. MORGAN ST. • CHICAGO, IL 60609

OXFORD CHIME WORKS

Handcrafted Doorbells, Door Chimes and Annunciators

100% Acoustic Genuine Chimes or Bells

Custom Melodies and Custom Chime Cabinets Available

Send \$3.00 for Complete Catalog

Oxford Chime Works
 Post Office Box 665
 Ridgecrest, CA 93555
 (619) 446-1040
 (619) 446-1041 fax

Quartersawn Clapboard Siding and Building Materials

including Wide Pine and Hardwood Flooring

Quartersawing

produces a vertical grain clapboard.

- Twists and warps less
- Wears more evenly
- Bonds paint and stain better

Also featuring,

Olympic Machinecoat™ Exterior Pre-Finish for all types of siding.

Allows finishing prior to installation with 15 year warranty:

- Crack, peel and Flake Resistant
- Washable without damaging finish
- Non-Yellowing

Granville Manufacturing Company, Inc. • Established 1857
 Granville, Vermont 05747
 802-767-4747

Call or write for free brochure

The Elegance and Beauty of Yesterday for Today

Exact replicas of the beautiful old tin ceilings are now available in durable, lightweight, high impact polymer plastic. They are easy to install, paintable and washable. Available in fire-rated materials and colors. Several patterns from which to choose. Please write or call:

Snelling's Thermo-Vac
INC.

P.O. Box 210, Blanchard, LA 71009
 Office (318) 929-7398
 FAX (318) 929-3923

EMPORIUM

Catalogues · Products and Services



For Sale/Swap · Real Estate · Events

Real Estate

MALVERN, AR—Lovely restored Victorian home located in small community 45 min. from Little Rock, AR. Tastefully decorated. 2,438 sq. ft. of Southern charm. \$75,000. Call Coldwell Banker, McClure Real Estate, Malvern, AR. (501) 332-2777.

BEAR LAKE, CA—Newer Victorian. Oak floors, custom kitchen w/mahogany cabinets, period stove. Remodeled upper bath w/clawfoot tub, pull chain toilet, stained glass. Wallpaper throughout. Central heating. Within 1 mi. ski resorts and lake facilities. \$210,000. Call Joe for information. (909) 585-9130.

NAPA, CA—In the wine country; 1903 two-story, 5 level, 8,800 sq. ft. schoolhouse w/full basement. Formerly used as county offices. Site covers 20,000 sq. ft. w/possibility of acquiring an additional 10,000 sq. ft. on adjacent site. Prime location between an historic residential neighborhood and thriving commercial district. Zoning allows for a number of uses. Building needs lots of TLC. Til Noeggerath. (707) 253-4351 by 6/30/95.

MIDDLETOWN, CT—Huge 1765 center chimney colonial in downtown Middletown near Wesleyan University. 4,000 sq. ft., 5 bdrms, 2 1/2 bath, 3 frpls., original raised panel wainscotting. Partly restored, well-maintained. Lovely private low-maintenance yard. \$136,000. (203) 347-9124.

STAMFORD, CT—1898 Victorian w/full front porch, 9' ceilings, walk-in bay windows in living room and formal dining room. 4 bdrms and 1 1/2 baths. Beautifully modernized kitchen w/new red oak floor, crystal cabinetry and granite counter. \$274,000. 800-362-ROCK.

W. NORWALK, CT—All original, 1-storey Wright Usonian-style, c. 1954. 3 bdrm, 1 1/2 bath, frpl. Quiet wooded .5 acre country setting at Darien/New Canaan border. 45 min. NYC \$220,000. Owner (203) 838-7366; weekday and eves. (212) 988-4482.


CLAYTON, DE—1890s Victorian Painted Lady. Carefully restored and updated. 4 bdrms, 2 baths. Stained glass windows, pocket doors, 2 staircases, original oak HW floors and trim. Frpl, built-in cabinets, 2 porches, 2-car garage w/workshop. \$128,900.

(302) 653-5540.

BRADLEY, GA—Cabaniss House, c. 1805. Rare early Classical Revival tripartite style. 1 room deep w/rear additions. Elaborate doors, cornices, wainscotting. 7 frpls. Dog-leg staircase. 19.5 acres. Requires full rehab-structure, roof, systems. 21 mi. to Macon \$58,000. Georgia Trust for Historic Preservation. (404) 881-9980.

BLOOMFIELD, IA—3-storey, 25-room hotel w/open stairway, balcony, tin ceilings and oak floors. Located on square of a small progressive Iowa town. Listed on register of historic places. Eligible for federal and state grants. Call. (404) 427-7097.

CLINTON, IA—1871 Italianate red brick 3,000 sq. ft. Home on large corner lot in Historic Rivertown w/riverboat gambling. Sensitive restoration includes new porch, 2 walnut stairways, 2 frpls, hardwood floors, original shutters, new furnace, central air. \$90,000. (319) 242-4611.



OSWEGO, IL—Chicago suburb. "The Pillars." A southern Colonial Revival home built in 1900 and patterned after the New England home of poet Henry Wadsworth Longfellow. This executive estate contains 11 rooms-5 bdrms, 3 1/2 baths. Situated on 2-acre bluff overlooking the Fox River. Property also includes separate coach house w/3 apts. B&B potential. Call Jennifer Biddle, Baird & Warner Real Estate (708) 232-0555.

HOISINGTON, KS—1910 Four-square, 2 storey, 3,000 sq. ft. 1 1/2 bath, 5 bdrms, 2 enclosed sunporches. Formal LR and formal DR separated by pocket doors. Leaded glass built-in china closet. Original woodwork throughout. Hot water radiators. Detached garage. Located on historic main street. 2 hrs. from

Wichita; 1 hr from Hutchinson. \$60,000. neg. Call (316) 653-2234.

NORTHWESTERN, LA—Quiet, country home on 8 acres, 20 mi. S. of Bossier City and casinos. 3bdrm, 2 bath, 1950 sq. ft., in-ground pool, community water system. Cent. A/H, updated wiring & plumbing in '80s. \$78,000. (318) 636-5539.



MILTON, MA—C. 1886. The William Ralph Emerson House. Outstanding Shingle-style home; 13 magnificent rooms; southern exposure; dramatic detail; 5 1/2 baths; 8 frpls; secluded 1.5 acre lot; 8 mi. to Boston's fine restaurants, shops, theaters, and int'l. airport. (DeWolfe New England (617) 696-0075).

PEMBROKE, ME—C. 1820 cape lifted/converted to 2 1/2 storey "colonial." C. 1870. Exceptional restoration candidate w/many original details: wainscot, thin panel doors, Norfolk hardware, Adamesque fireplace surrounds. Stunning setting overlooks salt-water river in historic village near pristine Cobscook Bay. \$25,000. (207) 282-6252.

BLOOMFIELD HILLS, MI—1929 Norman style limestone and half-timbered stucco house with slate roof and central tower. 4 bdrms, 3 1/2 baths, 2 frpls, attached garage. Zoned for office use. Needs some repair. \$279,000 (571) 337-0384.

CALUMET, MI—Keweenaw Nat'l Hist. Park. C. 1905 B&B. 6,000 sq. ft., 5 frpls, 8 bdrms, plus 2 apts. Excellent door hardware. Light fixtures, woodwork and hot water radiators. Inside Calumet Unit of National Park. \$135,000. (615) 356-7338.

In This Section

Real Estate.....	77
For Sale.....	82
Wanted.....	82
Events.....	84
Restoration Services...	86
Products Network.....	88
Advertisers' Index.....	94

**Available for the
First time this Century!**

FOR YEARS serious restorers have put everything into getting that perfect period look only to be disappointed when buying paints. Finally, accurate reproductions which match the original dynamics, texture, and colours of hand-prepared historical paints are for sale. These pure linseed oil paints, based on years of research by Matthew J. Mosca, internationally respected consultant on historic finishes, are formulated according to early recipes to bring you the most accurate reproductions of the paints used in Early America.

**HISTORIC
PAINTS Ltd**

*Makers of 18th and 19th-Century
Paints for the Serious Restorer*

We use only the finest Linseed Oil,
Spirits of Turpentine, Pigments, and
Natural Resin Varnishes

We offer **Venetian Red, Prussian Blue,
Verdigris, Massicot, Spanish Brown,**
and sundry other colours, brushes, and
early painters' materials

1-800-664-6293

**Burr Tavern • Route 1, Box 474
East Meredith, NY 13757**

These paints contain no lead or mercury

**We print our catalog
for the
AMISH**



*Victorian-style wood, gas
or electric cookstoves*

The world's largest Amish community (it's here in Ohio, not PA) relies on our 2,000 item catalog. Traditional Heartland cookstoves are a favorite: Old World craftsmanship, breathtaking nickel trim & functional roast-size ovens. Choose wood-fired (money-saving airtight design) or elegant electric or gas versions. Grain mills, oil lamps, cast cookware, crockery & 100's of items you had no idea were still available! It's guaranteed different from any other catalog you ever saw!



Rush me your Amish country catalog. I am enclosing \$2.
Mail to: Lehman's Box 41, Dept. 1-JFC, Kidron, OH 44636

Name _____

Address _____

Zip _____

TEMPORUM

Real Estate (continued)

NEOSHO, MO— C. 1865 home of Col. T.R. Freeman, CSA, and Lt. W.L. Dougan, RAF. 2 storey, 10 rooms, stain glass door, 4 interior Greek columns, frpl. B&B potential. Near Branson. Historic photographs and house history avail. \$38,500. (501) 935-9076.

WARSAW, MO— 20-acre Living History Village near major Missouri recreation area. General store, blacksmith shop, school house, steam powered mill, jail, 2 log cabins w/frpls and much more. Operate as is or possibly convert to summer camp or resort. Great possibilities! \$150,000. (816) 547-3899.

OMAHA, NE— For lease: Turn-of-the-century Georgian Revival w/hand-painted murals, sweeping veranda overlooking park. Elegantly appointed and furnished. Excellent entertaining. 4 bdrm., 4 bath, 4,000 sq. ft. 2-storey carriage barn. City Landmark/Nat'l Registry. Details (402) 558-0840.

CTR. BARNSTEAD, NH— Architect-restored 1825 farmhouse. 5 gorgeous country acres, 9 rooms, 2 1/2 baths, period detail, museum quality, all modern conveniences. New professional building w/4-bay garage. Tennis court. Private cove, 750' sandy beach Suncook Lake. Easy access. High \$300's. (603) 776-6905.


ALLENWOOD, NJ— 3-4 bdrm. c. 1835 farmhouse situated in quaint village near Garden State Parkway for easy commute to NYC, Phila., Trenton, or Atlantic City. 1.5 acres bounded by "Green Acres" & river. For details call (908) 295-3416.

ATLANTIC HIGHLANDS, NJ— Unique 1860s stone/frame carriage house on lushly landscaped 3/4 acre hillside overlooking Sandy Hook Bay. 3 bdrms, 2 1/2 baths, frpls, exposed beams, plank floors. House tour favorite. 40 min. to NY by ferry. \$255,000. (908) 872-1381.

BERGEN COUNTY, NJ—"The Long House," c. 1710, Dutch Colonial sandstone and wood house on 2.9 acres in Bergen County, NJ. 2 attached houses, barn, 3-car garage, 7 bdrms, 2 kit., 4 baths, 3 frpls, porch, original features. Very good condition (201) 891-2405.

HILLSIDE, NJ— Restored 12-room Second Empire home on approx. 1/2 acre corner lot. 5,000 sq. ft., 8 bdrms, 2 1/2 baths, double parlors, DR, kitchen, full basement, 4 frpls, bay window, updated utilities, original woodwork, plaster and more. Front and rear porches, 3-car garage. Convenient to central NJ and NYC. \$299,000. Call (908) 965-1610.

JERSEY CITY, NJ— Victorian beauty. 2-fam-



ily conversion. 1st apt. features original 12 ft. tin ceilings; vintage stove; spacious rooms; 4 bdrms; 2-1/2 baths. 2nd apt. has 3 bdrms; 1-1/2 baths. Lovingly restored and updated with attention to period detail. \$299,000. The Prudential Stewart Realty (201) 568-2442.

ROADSTOWN VILLAGE, NJ— Restored, researched, registered 1769 formal Colonial, 6 frpls, 4 bdrms, 2 1/2 baths. Buttoned banister, wide-plank floors throughout, attic, basement, detached studio, 2 bay garage. 1 acre, historical village, 50 mi. from Phila. and Balt. \$255,000. Phone/fax (609) 451-6254.

SO. ORANGE, NJ— Restored 1787 1 1/2 storey banked Federal farmhouse in charming suburban village. Most interior details intact. Lovely rooms, 4 frpls, original basement kitchen. Perennial garden. 3 bdrms, 1 1/2 baths. Close to NYC and local transportation. \$155,000. (201) 762-9555.

ALBUQUERQUE, NM— 1 1/2 storey brick Victorian in historic Huning Highlands. 10 ft. ceiling, built-in cabinets, custom kit. w/tile counters, claw-foot tub, walk-in closets, gorgeous wood floors, front & back porches, attic, bsmt. All restored. Call Joyce (505) 243-0105.

SANTA FE, NM— Charming old adobe home on lrg. wooded lot 5 blks from plaza in prestigious S. Capitol area. 2 Kiva frpls, hrdwd floors, and native vigas. Now used as duplex ready for restoration & /or addition \$279,000. Call (805) 687-6697.

BUFFALO, NY— C. 1850s. 5,000 sq. ft. commercial 1 storey w/ 3,000 sq. ft. ea. 2nd & 3rd apts. 3-2 storey metal orioles. Slave tunnel, many interior changes. Needs work. 3,000 adjoining vacant lot. Owner occupied. \$130,000. (716) 897-4520.

LONG ISLAND, NY— Center Moriches, L.I. 1893 Chichester Queen Anne clapboard house. Wraparound porch, frpl, 5 bdrms, 2 1/2+ baths. Green house, tennis court, 2-room house w/2-car garage. 1 acre w/deeded access to water \$295,000. (212) 677-1574.

LYNDONVILLE, NY— Farmette, 14 acres, 2 barns, flower gardens, woods, etc. Farmhouse begun 1834; all new electric, heat,

Antique Wood and Coal Stoves and Ranges
Selling and Restoring the World's Best
GOOD TIME STOVE CO.
Est. 1973

FUNCTIONAL ART



The Glenwood Baseburner 8, manufactured in 1905, is one of the finest cylinder stoves made. It can burn wood or coal and maintains a fire for 10-16 hours. Its lines are timeless making this stove a fine piece of functional art. A definite must for the family that wants the best in quality, artistry and efficiency. Other models, various sizes available.

For more information call: (413) 268-3677
Stove Black Richardson



The Ward Quartersawn Clapboard

Over 100 years of continuous operation by the Ward family. Quartersawing produces a vertical grain which eliminates warping and accepts paint and stain easily for extended life and beauty. Spruce and pine. Widths from 4-1/2" to 6-1/2". Pre-staining available.



"The clapboards were blemish-free, beautiful, even in a whole truck load. It was one of the few times we've bought something, not having seen it, and everything worked out well."
— Dan Crowley, contractor, Yarmouth, Maine

Ward Clapboard Mill

P.O. Box 1030
Waitsfield, VT 05673

Moretown, VT
(802) 496-3581

Patten, Maine
(207) 528-2933

UNIQUELY LUXURIOUS



IT'S THE ULTIMATE LUXURY FEATURE:

An "Elevette" residential elevator adds a unique custom touch to your home, as well as practicality and convenience. Available in a variety of decor-matching styles.

It's the ultimate solution for people who require a wheelchair or can't use stairs, and is tax-deductible when doctor recommended.


For free literature, contact:

INCLINATOR
COMPANY OF AMERICA

Dept. 21
PO Box 1557
Harrisburg, PA 17105-1557
Phone 717-234-8065


THE BEST BUYS IN SPIRAL STAIRS!

METAL



Only
\$425
For 3'6" Diameter
11-Riser Kit F.O.B.
Broomall, PA

OAK



Only
\$1575
For 4' Diameter
11-Riser Kit F.O.B.
Broomall, PA

VICTORIAN



Only
\$3300
For 4' Diameter
11-Riser Kit F.O.B.
Broomall, PA

Shown 5' diam, with optional Brass Handrail, In-Between Spindles and Scroll Fused Ends.

Other Diameters, Heights, and Welded Units available. Made in the U.S.A.

SAFE, EASY-TO-ASSEMBLE-KITS

Metal Kits in stock for immediate shipping or pick-up!

SHOWROOM/WAREHOUSE LOCATIONS IN:

Broomall, PA (610) 544-7100
Pomona, CA (909) 598-5766
Sarasota, FL (813) 923-1479
Houston, TX (713) 789-0648
Chicago, IL (708) 952-9010
Stamford, CT (203) 325-8466

Call or Write for Free Color Brochure:

Toll Free 800-523-7427 Ext. HJ55 The Iron Shop,
Dept. HJ55, Box 547, 400 Reed Rd., Broomall, PA 19008

Specify: Metal _____ Oak _____ Victorian _____

Name _____

Address _____

City _____ State _____ Zip _____

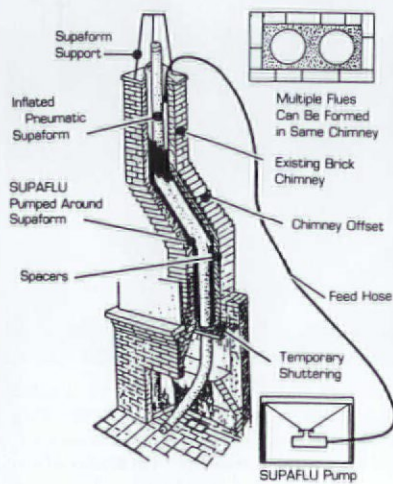
MasterCard • Visa • Amex • Discover

From the Leading Manufacturer
of Spiral Stair Kits™

THE IRON SHOP


©The Iron Shop 1994

Supaflu Makes Old Chimneys Better Than New Chimneys.



Because Supaflu retains the original charm and craftsmanship built into so many older chimneys while providing a new margin of safety, performance and durability older chimneys never knew, Supaflu gives new life to some of our most historic chimneys. That's why when home restoration experts run into chimney problems, their solution is Supaflu. Whether your chimney is historic, or just very, very used, Supaflu can make it like new. Your Supaflu dealer is in the Yellow pages.

National Supaflu Systems, Inc.
P.O. Box 89, Walton Industrial Park
Walton, NY 13856
1-800-788-7636



Free
Color
Catalog



1-800-876-6123

Hundreds of styles, fabrics and colors to choose from ... something for every style of home. More lengths and widths than you'll find almost anywhere. Plus matching bedding, lamps and accessories. Marvelous decorating solutions ... wonderfully affordable! Satisfaction guaranteed or your money back.

Country Curtains.

At The Red Lion Inn
Dept. 3155, Stockbridge, MA 01262

EMPORIUM Real Estate (continued)

plumbing, wood cookstove, 2 baths; 9 other rooms. \$68,900. For more information, call (508) 888-1017.

MORAVIA, NY—Home in Nat'l Hist. Dist. of Finger Lakes village, near Cornell University. Greek Revival/Colonial Revival/Craftsman features. DR w/beamed ceiling, china cabinet, huge LR w/frpl., 3-4 bdms. Wainscotted sunroom. In-law apt/office. \$79,000. (607) 273-3657.

SO. DAYTON, NY—Western NY. 1875 Second Empire. 13 rooms, full basement, 3rd floor ballroom/attic 2,500 + sq. ft. Private setting. 5+ acres. Landscaped, young orchard. 1 hr. to Buffalo/Canada. B&B ready. Information & photos avail. \$135,000. (716) 988-5105.

MARIETTA, OH—Escape the city! Over 5,800 sq. ft. Brick Greek Revival Plantation home on 25 acres w/woods, 2 creeks, pond. Free gas and old general store. 90% complete. New ell & septic surrounded by 16,000 acres of Wayne National Forest. Local airport. Currently seasonal country shop/B&B. 2 1/2 hrs. to Columbus, Cleveland, Pittsburgh. \$289,000. (614) 865-3678.

BERWICK, PA—Restored Queen Anne. Modern kit., 2 full baths, 3 bdms. Formal dining/living. Full attic/basement, central air. Completely insulated. Storms, low utility bills. Walk to everything. Low taxes, very low crime. 3 hrs. to NYC. \$97,000. (717) 759-0403.

MERCERSBURG, PA—Irwinton. 153-acre farm on Conocheague Creek near White Tail Ski Resort. Authentic 1766 limestone home restored by the late Dorothy and William Bowers and documented in her book *The Irwins and The Harrisons*. \$575,000. Kelsey Real Estate (717) 328-9494.

MILL HALL, PA—1892 Victorian Gothic Church. Scenic country setting near Penn State University. Woolrich and pave lighted runway (LHV). Sewer/water, new wiring and on-site parking. \$63,000. Call (717) 726-6653 or (717) 748-8424.

CHAPIN, SC—Original handhewn squared log cabin. 49' x 15'. Heartpine throughout, flooring, ceiling, front porch boards. Original doors. Dogtrot style, excellent condition. Rocks for 2 chimneys. Buyer must move. Easy interstate highway access. Seller can assist. \$25,000. (803) 364-4589.

DALLAS, TX—1917 vernacular Prairie. 4 bdms, 1 1/2 baths, library, screen/sun porches. Original lrg., glass interior doors, frpls, bookshelves, clawfoot tub, ceiling fans, updated wiring/kitchen, central heat/AC, 50' x 247' lot. Sprinkler system, Park Cities schools. \$249,000. (214) 526-4305.



HOUSTON, TX—Restored 1926 farmhouse in Museum District. Safe, pleasant neighborhood. Light and airy 2 bdrm., 1 bath with courtyard and 1 bdrm., 1 bath, 1 garage guest house. Save it from oilfield remodelers. Period car available. \$140,000. Owners (817) 545-1034.


MT. VERNON, VA—1923 restored brick bungalow w/1993 award-winning addition. Great location, parkway commute to Washington, DC. 10 rooms incld 4 bdms & 2 3/4 baths. Mature wooded 1/2 acre. \$395,000. Call owners Linda or Jim (703) 765-5568.

NEWSOMS, VA—19th-century plantation house. 3,950 sq. ft., original dependencies. 8 acres. Virginia and Nat'l Landmarks Registry. House and plantation office restored 1989. Office now guest house. Broad entrance hall, walnut stair, double parlors, library, DR, study, full bath, pantry, kitchen, side gallery. Upstairs: hall, 3 bdms, full bath, 9 frpls (2 in guest house). Original heart pine floors, woodwork, hardware. New mechanicals, 4 zone Trane heating/cooling; completely insulated. \$280,000. J. F. Channing (804) 654-9309.

RAPHINE, VA—Oak Spring Farm, c. 1826. Lrg. restored farmhouse. 12 acres w/barn, pasture, water & views. 5 bdms, 4 baths, frpls. Great horse farm. Currently B&B. Convenient to Lexington and Staunton. \$335k. Vineyard and additional acreage avail. (703) 377-2398.



PETERSBURG, VA—Over 50 residential and commercial buildings, restored and unrestored, priced \$10,000 to \$175,000, Annual Open House event, Sun., May 21 12-5



Historical & Architectural Mouldings & Accessories


- Custom, special order and stock mouldings and accessories
- Custom woodworking: Fireplace mantels, AV cabinetry, doors & stair parts
- Finish lumber, plywood, hardwoods: Custom material preparation
- 120-page catalog \$6.00

ARVID'S WOODS

2820 RUCKER AVE., EVERETT, WA 98201
1-800-627-8437
FAX: 1-206-258-4334

HISTORIC LIGHTING

REPRODUCTIONS FOR ALL RESTORATIONS




REPAIRS TO, OR COPIES OF, YOUR METAL ORIGINALS.

Call or write for details and our FREE LIGHTING CATALOG.
Or send \$7.00 for our complete catalog.

BALL and BALL
Finest Quality Reproductions

463 W. Lincoln Hwy.
Exton, PA 19341
(610) 363-7330

Everything Victorian



- Fretwork gingerbread and lots more for interior and exterior use; most complete line available.
- Save with factory-to-you pricing.

Send \$4.50 for full color, 52-page product and design idea catalog.

Cumberland Woodcraft Co. INC.

P.O. Drawer 609,
Carlisle, PA 17013
717/243-0063
Dept. 203


Stop running water, leaks seepage and dampness!

These trusted products solve your tough masonry water problems.

Water Stop "n" Seal™ Masonry Water-proofing Paint forms a protective barrier to stop penetrating dampness on untreated masonry above or below grade. Effective against 4 psi hydrostatic pressures.

Water Stopper™ - Hydraulic Cement that sets very fast to seal breaks and cracks in masonry. Promptly stops water flow, even under pressure. 6200 psi compressive strength.

De-Moist Dehumidifier™ - dries and freshens damp air to eliminate mildew and reduce the chance for rust. Packaged in drawstring bag. Drip-free. Recharge for continued use.



RUTLAND PRODUCTS

Our 110 years of experience helps us satisfy the toughest customers.

Phone: (800) 544-1307 FAX: (802) 775-5262

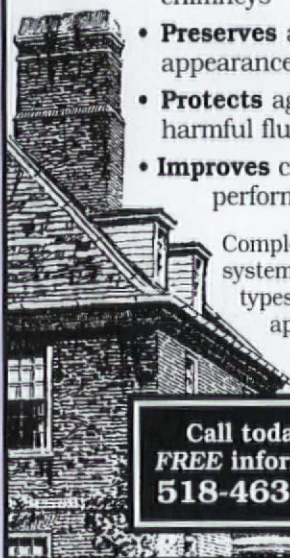
P.O. Box 340, Rutland, VT 05702

Home Care & Repair Products
RUTLAND

VENTINOX Liners Save Chimneys!

...and provide safe, reliable venting for gas, oil and wood.

- **Restores** deteriorated chimneys
- **Preserves** aesthetic appearance
- **Protects** against harmful flue gases
- **Improves** chimney performance



Complete lining systems for all types of heating appliances & fireplaces.


Call today for
FREE information!
518-463-7284

ProTech Systems, Inc.
26 Gansevoort St., Albany, NY 12202
Leaders In Chimney Technology

REPLACE ROTTED SASH

Any style, any size.
Wood storms and screens, too. Costs less than you think.


Fast turnaround. Insulated glass available. Send \$2 for literature.



Midwest Wood Products

is now

MIDWEST



1051 South Rolff Street • Davenport, Iowa 52802

(319) 323-4757 Fax (319) 323-1483

1051 S. Rolff St.
Davenport, IA 52802
319/323-4757
FAX 319/323-1483

EMPORIUM For Sale

pm. House in photo over \$30,000. For free illustrated booklet, call Historic Petersburg Foundation (804) 732-2096.



CAVENDISH, VT—1810 brick Federal w/clapboard ell in Cavendish hills. 96 acres: fields, plantings, wooded acres with 4-acre spring fed pond. 10+ rooms carefully restored & renovated. 5-bay shed. Barn w/studio/workshop/4-car garage/6-box stalls. \$615,000. Betty McEnaney, REMAX Black River, Ludlow, VT. (802) 228-2300.

SNOHOMISH, WA—Washington State's first Senator's 1889 Queen Anne. 4,000 sq. ft., 3 flrs. 2 stairways, 2 baths, 5 bdms, 2 lots, new roof, outbuildings, fenced, perennial gardens, 12' x 12' gazebo. On Nat'l Register. Successful "Wedding Business" incld. Avail. May '95. \$300,000. (206) 568-1746.

TACOMA, WA—1893 Edwardian Victorian. Fabulously restored. Used as a magazine feature. Winner of Restoration/Preservation Award from Tacoma Landmarks Commission. 3 bdms, den, bonus room, 2 baths. Attentively landscaped. Lrg. garage. B&B potential. 40 min. to Seattle. \$229,950. (206) 759-4230.

OLYMPIA, WA—Restored 1920 Craftsman Bungalow in historic neighborhood. Has view, landscaping, single family zoning, 1/2 bdms. Near water, parks, living history museum. Never remuddled. \$180,000 or trade. Owner, E. Bailey, 936 Glass Ave., NE, Olympia, WA 98506.

NC RESTORATIONS—Magazine of Historic North Carolina homes and buildings needing restoration. 18th- to 20th-century styles. \$10,000 to \$500,000. Call Preservation North Carolina (919) 832-3652.

For Sale

PANTRY SINK—Extraordinary turn-of-the-century pantry sink. High quality. 60" x 22" w/4" backsplash. @ section sink on left, work space on right. All German nickel silver. Original swinging mixer faucet, legs. Mfgd in NY. Excellent condition \$2500. Don (818) 772-1721.

HEART PINE—Approx. 100,000 board foot of antique southern long leaf yellow pine. Wood came from 3 salvaged houses. Have blueprints for one 3,800 sq.ft. farm house. All wood clean stacked for shipping. Ron Horvath (305) 561-1137.

BATHROOM FIXTURES—Mint condition. C. 1930 American Standard "Devoro" tub, pedestal sink and toilet in lilac. Matching ceramic wall sconces. B.O. (201) 569-8255 days. (201) 891-6842 eves.

WALNUT DOOR—Solid, custom-made door w/heavy double arch mouldings. Natural finish. Brand new in Victorian style. 3'x7'11". (Can be cut down 4"). Asking \$650. (814) 353-1118 Bellefonte, PA.

PUMP ORGAN/WRINGER—1880 Cornish Co., Washington, NJ. Black walnut, 7' H. Mirror and music compartment. Needs restoration. \$325. "Household" clothes wringer on stand to hold tubs. Patented 1895; \$100. (201) 825-7388.

GE RANGE—Model G4 electric range. 1943 model, white on legs. 3 burners and deep well. Oven, 2 drawers. Good Condition. \$300. (906) 632-9537, MI.

VICTORIAN CHEST—Linen chest 55" W, 23" D, 52" D w/8 shallow drawers; gallery; med. fruitwood finish; perfect for retail display/flat storage piece. \$900. Photo avail. Prescott, AZ (602) 445-8765.

MONUMENTAL DOORS—Lrg. doors from State Capitol Chambers in Santa Fe, NM. Brass handles, walnut, & glass panels. 7'9" x 2'8" x 2". \$950 pr. (805) 687-6697.

REED ORGAN—Century old Lehr reed organ. Solid walnut piano-style case w/musical instrument carvings. Foot power or electric. 2 1/2 sets of reeds; 85 keys. Stool. Fully restored. \$900. Fayette, OH. (419) 237-2818.

SLATE—Grey/green/brown (new), Hilltop. 8" x 16" x 3/16", punched. Approx. 6 squares. Best reasonable offer for lot. (Owner reserves right to reject any or all offers.) Call (302) 322-5730.

LIMESTONE COLUMNS—7 ea. 18' 6" H 22" on bottom; 4 ea. 8' all dimensions; 7 ea. 8' 6" H 12" on bottom. Fancy carve caps for all sizes. Base stone smooth for all sizes. Curved stone steps for all above. Will ship anywhere. Located in western Ohio. Albert Fretag, 2233 St. Rt. 362., Minster, OH 45866. (419) 628-2018.

COPPER HOOD—Overhead island hood for kitchen by Allimino. Brass rail for hanging pots, motor, light. Never used \$700. 10 marble slabs 31" x 40" 7/8 thick. 3 marble top sinks w/drop in bowls. 1 corner sink for sale or trade. Brooklyn (718) 622-1225.

NEWLY
UPDATED!
from Old-House Journal

HISTORIC HOUSE PLANS

Why not take a look at what reproduction houses are all about? After all, readers have looked to OHJ for over twenty years to guide them in their restoration projects . . . who better to trust with your "old" house search?

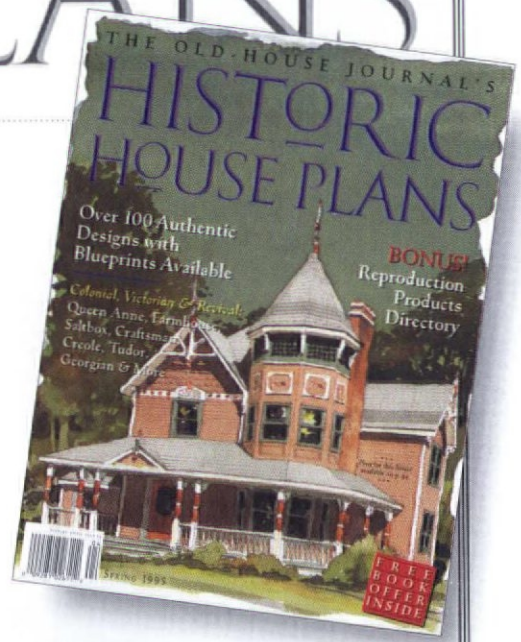
ARE YOU AN OLD-HOUSE LOVER looking for a new home? Building a reproduction "new-old house" could be your best option. You can build the exact house you want, where you want it. You can instill that old-house charm with the building materials, furnishings, and decorative finishes you choose — just as you would any restoration project — but without inheriting plumbing and wiring nightmares from previous owners.

OVER
100
HISTORIC
DESIGNS!

Here's your chance to choose from over 100 plans of authentic early American, Victorian, and post-Victorian designs, including garages, sheds, and gazebos. OHJ plans are drawn by reputable architects across the country who specialize in historical reproduction. They combine authentic exteriors with updated floor plans that accommodate master baths, walk-in closets, and laundry areas. In typical OHJ fashion, every plan's style, origins, and special features are described in detail. Square footage, ceiling heights, and overall dimensions are clearly specified.

In Historic House Plans, you get much more than a collection of home designs.

- In an illustrated history of the "planbook" house, you'll learn about the now-famous architects who designed the first published house plans, and why this American building tradition continues today.
- Our editors have selected a directory of 100 sources of antique and reproduction building materials from the OHJ Restoration Directory. From floorboards and roofing materials to windows and doors, plumbing fixtures and hardware, cupolas and dumbwaiters, historical materials make your reproduction house authentic.



Special features:

- Bonus section of Garages, Sheds, and Gazebos
- **BLUEPRINT PACKAGES AVAILABLE FOR EVERY PLAN**
- A source directory of authentic building materials

154 pp., 200+ illustrations,
40 color photos.
Softbound, \$11.95 ppd.

Call (508) 281-8803


and use your MasterCard or VISA. Or mail this form with your check (indicating #83 on check) for \$11.95 U.S. PPD to **Old-House Journal, 2 Main St., Gloucester, MA 01930.** (Mass. residents add 5% sales tax.)

NAME _____

ADDRESS _____

CITY _____ STATE _____ ZIP _____ OHJ M/J _____

SPRING COUNTERBALANCES




Struggling with your windows? Replace old pulleys, weights, and ropes for smooth, trouble-free operation.

No need to remove the sash. Send for more information through the Reader's Service section of this issue.

Pullman Mfg. Corp.

PHONE: 716-334-1350 FAX: 716-359-4460



Classic Hardwood Reproductions of **BORDERS** and Full Room **PATTERNED FLOORING** Circa 1880-1920

Geometric & Laser-cut **MEDALLIONS**

Call or write for free literature and local distributor

**HISTORIC FLOORS
OF OSHKOSH, INC.**

P.O. Box 572
Oshkosh, WI 54902
(414) 582-9977
FAX (414) 582-9971

EMPORIUM Wanted/Events

TIN PANELS—2 rooms, walls, mouldings and ceiling. Beautiful and original. To be removed make offer. Call Victoria. (914) 733-5531.

TUB/SINK/CRADLE—4' tub, 1 odd foot. No fixtures. Nice condition. \$100. Pedestal oval fluted sink. No fixtures. Has chips. needs total reglazing but has nice top. 2' D x 2'9" W. \$100. Walnut Gothic cradle. Swings on frame. \$350. Call (718) 948-3626.

ANTIQUÉ LIGHTING—1895 Electric/gas ceiling fixture \$425. Similar sconce \$250. 4 swing arm gas brackets \$150 ea. 2 embossed 5 light 1920s ceiling lights, beautiful \$175 pr. 2 rare geometric Deco sconces \$500. Leave message: John (216) 259-3725.

Wanted

CHESTERFIELD STYLE SOFA—Old leather sofa. Chesterfield preferred. Larger the better. Any color. Must be firm to touch, not mushy. Will pick up within 200 mi. of central PA. McGear, 300 Washington Lane, Carlisle, PA. 17013 (717) 243-4199.

CHANDELIER—Rose brass gas ceiling chandelier - 6 curving sq. arms, ornate pierced metalwork w/a different colored jewel at each arm. Many hanging crystals. Also complimentary hall chandelier. (415) 285-4171.

ASBESTOS PRODUCT LITERATURE—Product labels or packaging and asbestos-containing material. Send description or picture to Amianthus. PO Box 387, Beverly, OH 45715.

MOLD MAKING—Need information on casting large and multi-piece projects in plaster or compo. If you know of any books, manuals, or have personal knowledge on making casts that you wish to share, please contact: Ron Langevin, 132 Winslow Dr., Stoughton, MA 02072. Or call (617) 344-8477 10 to 10 E.T.

PATENT DESK—Wooton Standard Patent Desk; parlor set or pieces by John Jeliff; walnut cylinder roll secretary; ornate Victorian gas or kerosene chandeliers; ornate queen size brass bed; Wallace Grande Baroque Sterkubg; high grade Renaissance Revival and Rococo furniture. Private collector. (215) 322-3935.

FARM HOUSE SALVAGE—Farm house c. 1870 to be torn down end of '95. Solid brick, slate roof, curved oak stairway, plaster medallions, restorable? corbels, "imperfect" window glass, 4 panel doors and hardware, poplar wood work and misc. Call (513) 362-2671.

ELLIPTICAL WINDOW—To install as eyebrow dormer. Either original eyebrow, or something that mimics appearance of one. (Curved transom window from double doors ideal) 5' x 8' W x 12" to 24" H (+or-) Call (203) 658-9831 or send photo to 69 Hop Brook Rd., Simsbury, CT 06070.

Events

PROVIDENCE FESTIVAL—16th Annual Festival of Historic Houses. Fri., June 9-Sun., June 11 presented by Providence Preservation Society. Call (401) 831-7440.

CEDAR RAPIDS, IA—Old House Fair sponsored by National Trust's Center for Historic Houses. Sat., April 29, 11 a.m.-4 p.m. Held at Bruce more, 2160 Linden Drive SE, Cedar Rapids. Exhibits, demonstrations, tour of estate. Free admission. (319) 362-7375.

CLOTHING SHOW/SALE—Ribbons and Lace Victorian Garden Party Clothing Show and Sale. Sun., May 21, 11-4 p.m. One of the largest collections of turn-of-the-century garments assembled in this decade. Show and sale at The Allegheny West Civic Council. Preview evening \$25. Sunday sale \$4. (412) 323-8884.

HYATTSVILLE, MD—16th Hyattsville Preservation Association Walking Tour of village featuring properties ranging from Queen Anne to Arts and Crafts Bungalows. Sun., May 21 1-5 p.m. beginning at Hyattsville Municipal Building, 4310 Gallatin St. Write H.P.A., PO Box 375, Hyattsville, MD 20781 or call (301) 927-4514.

YONKERS, NY TOUR—Sun., May 21. 6th Annual Park Hill House Tour. Turn-of-the-century neighborhood. 4 beautiful homes and 1 garden. Outstanding exteriors and interiors. Period furnishings. Architect-guided walking tour. 20 min. for NYC. (914) 963-8772.

Classified ads in The Emporium are FREE to current subscribers for one-of-a-kind or non-commercial items, including personal house or property sales. Free ads are limited to a maximum of 40 words. Free ads and b&w photos are printed on a space available basis. For paid ads (real estate through agents, books & publications, etc.), rates are \$150 for the first 40 words, \$2 for each additional word, \$95 for a photograph. Deadline is the 15th of the month, three months prior to publication. For example: December 15th for the May/June issue. All submissions must be in writing and accompanied by a current mailing label for free ads, or a check for paid ads.

Old-House Journal
Attn: Emporium Editor
2 Main Street, Gloucester, MA 01930

FAUX EFFECTS

Announces



A waterbase product line especially designed for the do-it-yourself artistic person as well as the professional. A complete system of slow-drying GLAZES, both liquid and creme, colors, wall sealer and topcoat.

We've made it easy to apply, pleasant smelling and quick to cleanup.

Now, by using the AQUA FINISHING SOLUTIONS simplified system, you can produce decorative finishes with the confidence of a professional.

To order, or for free brochure phone
1-800-759-6457

Willow Boughs 1887

WILLIAM MORRIS

MORRIS & CO.

WALLPAPERS
FABRICS
AND TILES

BY MAIL

*Arts & Crafts
beauty
for your home
from England*

For an information brochure with a sample cutting of wallpaper & fabric please send \$5.00

Splendid Items for Traditional Homes

CHARLES RUPERT

THE SHOP

2004 OAK BAY AVE. VICTORIA, B.C.
CANADA V8R 1E4 (604) 592-4916

Decorative Metal Ceilings

Original turn-of-the-century patterns

Using eighty year old dies, the W. F. Norman Corporation is once again producing metal plates for the design of ceilings and wall coverings. Their growing popularity stems not only from nostalgia but from their beauty, permanence, fireproofing and economy.

The fullness of the Hi-Art™ line — including center plates, corner plates, border plates, cornice and filler plates — permits classic designs to be produced that are architecturally proportioned for an exact fit.

Write for reproduction copy of 72 page illustrated catalog. Price \$3.

W.F. Norman Corporation

P.O. Box 323 • Nevada, Missouri 64772 • 1-800-641-4038
Fax: 417-667-2708

Authenticity, Craftsmanship, and the beauty of natural wood

- Design services & consultation
- Embossed wood mouldings — straight or curved
- Available in all species of wood
- Custom designed & crafted interiors
- Doors • Mantels • Gun cases
- Raised paneling • Circular stairs
- Custom cabinetry • Entryways
- Supervision from design to installation

CATALOG AVAILABLE — \$5

AMERICAN CUSTOM MILLWORK, INC.

3904 NEWTON ROAD • P.O. BOX 3608
ALBANY, GA 31706
(912) 888-3303 • (912) 888-6848 • FAX (912) 888-9245
U.S.A. — WORLDWIDE

EMPORIUM Restoration Services

This classified section is available to designers, consultants, contractors, and craftspeople offering restoration services.

Appliance Repair

GENERAL ELECTRIC MONITOR TOP REFRIGERATORS — Parts, service, repairs, identification, advice. Machine shop service and fabrication. Contact: CPS, P.O. Box 1173 M, Spring Valley, CA 91979, Attn: Randy Sorenson, (619) 463-5459 8-5 PST or Garrett Jeffer, (201) 891-1175 (NJ).

Architectural Services

ARCHITECTURAL SERVICES — Architectural and preservation problem-solving for old buildings: Architectural services include restoration, conservation, replication and additions, building evaluation, analysis, technical assistance and trouble-shooting. Research and consultation are also available. Award-winning specialists in residences, churches and history museums. The Office of Allen Charles Hill, AIA, Historic Preservation & Architecture, 25 Englewood Road, Winchester, MA 01890. (617) 729-0748.

Architectural Salvage

ARCHITECTURAL SALVAGE WAREHOUSE — buys and sells rescued antique mantels, doors, windows, columns, hardware, lighting, staircases, bathtubs etc. Buildings/salvage items wanted. Browse through our waterfront warehouse for that special piece. 212 Battery St. (Maple St. entrance) Burlington, VT 05401. (802) 658-5011.

Building Portraits

BUILDING PORTRAITS — Finely-crafted watercolor facade drawings for your home or admired building taken from your photographs and/or drawings or plans. Contact Robert J. Leanna II, 41 Green Street, Newburyport, MA 01950. (508) 465-1095.

Bird Proofing

ARCHITECTURALLY CORRECT — Bird-proofing for historic buildings. Low profile stainless steel post and wire deterrent systems using European techniques. Nationwide sales and service. References and brochure avail. Jack Wagner 1083 Thomas Jefferson St. NW Washington, DC 20007. (202) 338-6263, fax (202) 338-6268.

Hardware

ANTIQUATE HARDWARE FINDERS — It's our business to locate original unused hardware. Quantities arrive weekly. Constantly changing stock, send your list of long-term or cur-

rent wants or \$5 for complete catalog to: Wm. J. Rigby Co., 73 Elm St., Cooperstown, NY 13326. (607) 547-1900.

Landscape Design

LANDSCAPE ARCHITECTS — The restoration of your historic building is enhanced by an appropriate setting. We provide professional services for researching, documenting and designing historic landscapes for both public and private sector. TO Design, 56 Arbor St., Hartford, CT 06106. (203) 231-8208.

Masonry & Plaster

PLASTERING CONSULTANT — Let a 35-year master craftsman in plain and ornamental plastering walk you through a large or small job, from the first idea through successful completion. Don Smith, 476 Olivette Rd. Asheville, NC 28804. (704) 254-5191, best time to reach between 5-10 pm E.S.T.

Millwork Carpentry

DUPLICATE MISSING MILLWORK — Duplicate missing pieces of millwork to match the original for your rehab project. Well worth the investment to maintain the building's authenticity. All doors, windows, casework, moldings, etc. are hand-crafted. Michiana Rehab. 525 L.L.W., South Bend, IN 46601. (219) 232-7700.

PRESERVATION CARPENTRY — Specializing in restoring and maintaining old and historic structures. We do ornamental work, all types of structural repairs and additions. Serving Illinois, Indiana, Iowa, Michigan and Wisconsin. Free estimates — 25 years experience. Weide Construction, Inc. (815) 385-2103.

RESTORATION CARPENTRY — From laid-up foundations to slate on the roof. We provide expert services for the finest historic structures. Custom millwork, masonry restoration, timber work, repairs, finishes, ADA and screen doors, additions, porches, archit. services. NYC Metro area. DL Builders (800) 215-2332.

Painting and Color Schemes

EXTERIOR COLOR SCHEMES — Custom-tailored color designs for your home or commercial buildings. Services are available nationwide through mail order. We also teach "how to" seminars to groups. Nationally known and respected. Contact: The Color People, 1522 Blake Street # 300, Denver, CO. 80202. (800) 541-7174, or fax (303) 534-1310.

Preservation Specialist

PRESERVATION CONSULTANT — Problems with your historic building? Con-

sulting for homeowners, architects, contractors and tradespeople on restoration of historic structures. Nationally recognized and frequent OHJ contributor. Provides practical and economical solutions. John Leeke, RR1 Box 2947, Sanford, ME 04073. (207) 324-9597.

ARCHITECTURAL PRESERVATION — All aspects of preservation carpentry, masonry and structural repairs. Traditional crafts and methods as well as specialized conservation treatments for problems unique to historic museums and residences. Consulting services offered. David C. Webb 109 Hay St., Newbury, MA 01951. (508) 462-9312.

Structural

STRUCTURAL RESTORATION — Specialists in structural member replacement to Colonial timberframe. Homes, barns, grist mills and churches. We provide 23 years experience in jacking, squaring, sill replacement, interior and exterior restorations. Repair to structures damaged by natural disasters. Consulting services available nationwide. George Yonnone Restorations, RD 2 West Center Rd., West Stockbridge, MA 01266. (413) 232-7060.

Wood Stripping

HONE WOODSTRIPPING AND FINISHING, INC. — All architectural wood finishes expertly stripped and refinished, since 1983. New Jersey based; will travel. Free estimates, fully insured. Contact Jack Hone, 5 Spring Lane, Warren, NJ 07059. (908) 647-7120.

WOODFINISHING SERVICE — Master Finishing & Restoration, Inc., specialists in all aspects of stripping, finishing, restoration, and/or conservation of architectural woodwork and furniture. Precise color matching. Intelligent and creative solutions for all your wood refinishing projects. No job too large. Boston based; will travel. Call Wayne Towle, 8 Thayer St., Boston, MA 02118. (617) 423-2902

Rates are \$200 for the first 40 words, \$4.00 for each additional word. The deadline for inclusion is the 1st of the month 2 months prior to publication (January 1st for March/April issue). Submissions must be in writing and accompanied by a check.

Mail to: *Old-House Journal Restoration Services, The Blackburn Tavern, 2 Main Street, Gloucester, MA 01930*

From the Heart of the South...
The BEST for Less\$

ANTIQUHEART PINE FLOORING

T&G Floors • Stairparts • Doors
Cabinetry • Paneling
Custom milled from Antique Beams
EXPOSED BEAMS
Dry • Aged • Superb



ANTIQUHEART CYPRESS

Custom Milled • Quality Guaranteed
Albany Woodworks
P. O. Box 729 • Albany, LA 70711 • 504/567-1155

ECO-Solve™
by SCL Sterling

Tired of non-performing "safer" strippers? Then try

5f5

Strip-Kleen

Bio-Degradable Paint & Varnish Remover

- o Works in 10 mins.
- o Methylene Chloride free
- o Clean Air formula
- o Non-flammable
- o Reusable
- o Non-toxic
- o Low odor
- o For wood, metal & masonry



"For Today's Consumer"

By the makers of 5f5 products,
New England's #1 selling paint removers.

ECO-Solve Div.
SCL Corp. Malden, Ma. 02148

Architectural Sheet Metal Ornaments

Now available from the W.F. Norman Corporation, makers of Hi-An® Steel Ceilings - a complete, 94-year-old line of architectural sheet metal ornamentation including:

- | | | | | | |
|------------|-------------|-----------|------------------------|-------------------|-------------------|
| • moldings | • balusters | • finials | • marquee | • crestings | • lion heads |
| • brackets | • urns | • scrolls | • enrichments | • garlands | • conductor heads |
| • corbels | • capitals | • leaves | • glass pendant frames | • panel ornaments | • and fittings |
| • rosettes | • festoons | • friezes | | | |

Over 1300 catalog items available in zinc or copper. Custom reproduction inquiries invited.

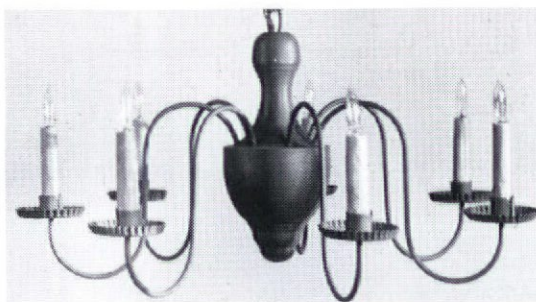
W.F. Norman also produces building cornices, lintels, capitals, window hoods, finials and weathervanes.

W.F. NORMAN CORP.

Complete catalog \$2.50 • P.O. Box 323, Nevada, MO 64772 • 800-641-4038 • fax 417-667-2708

HANDCRAFTED

To The Drip On The Tapered Candles



Early American Lighting since 1938; chandeliers, copper lanterns, and wall sconces.

Knowledgeable collectors, Restorations and Museums have been buying our fine fixtures for over 30 years. A list is available on request. \$2.00 for catalog.

GATES MOORE

River Road, Dept OHJ
Silvermine Norwalk, Conn.
06850 - Tel. (203) 847-3231

Smith • Cornell impressions

Call or write for a:
• FREE brochure
• FREE quote



We specialize in:

- Sand cast plaques in Bronze & Aluminum
- GraphicsPlus-Smooth Surface Plaques and Markers
- Combination of cast with a GraphicsPlus insert
- OldStandard National Register Plaques

S•C

1545 Holland Rd. • Suite O
Maumee, Ohio 43537
419-891-4335 • 800-325-0248

Over 50 Grille Sizes & Designs LARGEST SELECTION OF IN-STOCK CAST IRON OR BRASS REGISTERS & GRILLES.

Enhance the appearance of your home. Whether building, remodeling or simply redecorating, our beautiful 100% solid cast grilles finish off any room perfectly. Ideal with forced-hot-air systems, wood stoves, even solar collectors.

Request our color catalog. \$1.00

The Reggio Register Co.
Dept. DS05, P.O. Box 511
Ayer, MA 01432



CALL (508) 772-3493

Reggio Registers

The advertisers in this issue have literature available, and you can get as many catalogs as you need just by filling out one form.

Building Components

1. **TRADITIONAL WOOD COLUMNS** — From 4" to 50" diameter, up to 35' long. Matching pilasters and 6 styles of capitals. Ventilated aluminum plinth and column bases. Custom work done. Free catalog. Schwerdt Manufacturing.
2. **HEART PINE FLOORING** — Flooring cut from 200-year-old lumber. Edges and bottoms have been refilled for easy installation, but patina of old surface remains. Wainscotting, hand-hewn beams, mantels, and stair parts are also offered. Brochure, \$5.25. The Joinery Company.
73. **RESTORATION GLASS** — Imperfect glass is perfect for restoration work. Each sheet is made by using the original cylinder method. Free brochure. Bendheim Glass.
91. **WIDE BOARDS** — Wide pine or oak ship-lapped boards and feather-edged clapboards. Consult and design wood flooring and panelling. Brochure, \$5.25. Carlisle Restoration Lumber.
215. **MOISTURE VENTS** — Small, screened metal louvers, 1" to 6" diameter, release moisture trapped in walls, cornices, soffits, etc. Just drill holes and press in place. Free literature. Midget Louver Co.
242. **WOOD COLUMNS** — For porches and pure decoration. Doric, Ionic, and Corinthian columns sculpted from Ponderosa pine with exquisite craftsmanship. Catalog, \$3.25. Chadsworth, Inc.
387. **QUARTERSAWN CLAPBOARDS** — Vertical grain clapboards eliminate cupping and warping, and accept paint and stain extremely well. True representations of Colonial architecture. Free brochure. Granville Manufacturing.
401. **CEDAR SHUTTERS** — Clear, old growth western red cedar shutters will outlast pine and plastic in looks and life. Brochure, \$3.25. Vixen Hill.
438. **QUARTERSAWN CLAPBOARDS** — Vertical grain clapboards eliminate warping for extended life. Free brochure. Ward Clapboard Mill.
488. **METAL ROOFING MATERIALS** — Producers of terne and terne-coated stainless. Quality material with a history of proven performance is always assured. Free catalog. Follansbee Steel.
517. **FLOORING** — Antique pine and American hardwood flooring. Stair parts, cabinetry, paneling, antique beams. Many species of woods available. Brochure, \$1.25. Albany Woodworks.
527. **ANTIQUE FLOORING** — Antique wide pine flooring. Antique oak and chestnut are also available. Lengths up to 18', widths up to 14". Free brochure. North Fields Restorations.
541. **MANUAL DUMBWAITERS** — The Silent Servant incorporates many unique features to deliver smooth, quiet operation with a minimum of effort. For residential and commercial applications. Free brochure. Miller Manufacturing, Inc.
580. **REPRODUCTION HARDWOOD FLOORING** — Authentic parquet borders, strips, and full floor patterns. Free brochure. Historic Floors of Oshkosh.

631. **HEART PINE FLOORING** — Antique heart pine flooring, doors, mantels, mouldings, stair parts, cabinets, and lumber. Standard run or custom milled. Literature and samples, \$15.25. J.L. Powell & Company, Inc.

654. **ELEVATORS** — Manufacturers of residence elevators, stair lifts, and dumbwaiters. Free brochure. Inclinator Company of America.

663. **ENGLISH COAL FIRE** — Now you can experience an authentic English gas coal fire. Most fire openings can be satisfied. Free literature. Grate Fires Company.

675. **WALL RESTORATION** — Repair cracked plaster walls and ceilings. Costs less than drywall over plaster, gutting, or skim coating. Installs easier than wallpaper; no need to remove wood-work. Stops air infiltration and creates a vapor barrier. Free video. Specification Chemicals.

684. **FIBERGLASS COLUMNS** — Choose from a wide variety of sizes for structural support or decoration. Columns are ready to prime and paint. Light weight, fire and impact resistant, and impervious to insects. Free literature. Chadsworth, Inc.

703. **AUTHENTIC ARCHITECTURAL COLUMNS** — Free 12-page catalog portrays interior and exterior column design applications, complete construction details, & specifications. Hartmann-Sanders Column Corp.

733. **GUTTER PRODUCTS** — Offering copper and aluminum half-round gutters with accessories; copper and aluminum bay window strip miters; copper-colored aluminum coils; and more. Free literature. Commercial Gutter Systems.

746. **CAPSTONE SHINGLES** — The only premium shingles with slate-like looks and dimensionality. Offered in 2 colors. Free brochure. Elk Corporation.

785. **AMERICAN CRAFTSMAN COLLECTION** — Manufacturers of custom European frameless cabinetry in historically inspired designs, woods & finishes. Designed to enhance your period home or add vintage character & style to new construction projects. Free literature. Neil Kelly Signature Cabinets.

790. **VINYL RAIN GUTTERS** — Durable, easy to install vinyl gutter systems, half-round or traditional designs. No specialty skills, tools or training, just snap together for rapid installation. Free literature. Plastmo Vinyl Rain Gutters.

796. **PERIOD DOORBELLS AND DOOR CHIMES** — Handcrafted doorbells, door chimes and annunciators to complement any architectural period. Styles range from elegant to whimsical. Custom melodies available. Catalog \$3.00. Oxford Chime Works.

Decorative Materials

8. **CUSTOM HISTORIC HAND** — Fireplaces, wainscots, backsplashes, floors. Coordinated borders & field patterns. Victorian Transfer Tiles, English & American Arts & Crafts, Colonial Revival, Persian Revival & more. Square edge 3"X6" white hexagons. Period pavement. Design services. Color brochure, \$3.25. Design In Tile.

20. **TIN CEILINGS** — 22 original Victorian and Art Deco tin ceiling patterns. Several patterns available by special order in brass and/or copper.

Cornices, pre-cut miters, and center medallions are available. Brochure, \$1.25. AA Abbingdon Affiliates.

22. **NOTTINGHAM LACE CURTAINS** — Real Victorian lace, woven on 19th-century machinery, using original designs. Catalog, \$2.25. J.R. Burrows & Company.

26. **PUSH-BUTTON SWITCHES** — Quality reproductions. Switch plates are available in ornated or plain brass. Brochure, \$1.25. Classic Accents.

27. **VICTORIAN ROOMSET WALLPAPERS** — A complete collection of Victorian wallpapers that you can combine in infinite variations. Neo-Grec, Anglo-Japanese, Aesthetic Movement. Superb catalog, \$10.25. Bradbury & Bradbury.

47. **TIN CEILINGS** — 22 patterns of tin ceilings ideal for Victorian homes and commercial interiors. 2'x4' sheets available. Cornices available in 4' lengths. Brochure, \$1.25. Chelsea Decorative Metal.

128. **TIN CEILINGS** — Producing richly ornamented metal ceilings in turn-of-the-century patterns using original dies. Center plates, borders, corner plates, cornice, and filler plates. Catalog, \$3.25. W.F. Norman Corporation.

245. **PLASTER ORNAMENTS** — Hundreds of plaster ornaments from late 19th earth 20th century periods made using original moulds. Ceiling medallions, brackets, grilles, cornices, and more. Illustrated catalog, \$3.25. Decorator's Supply.

561. **WILLIAM MORRIS WALLPAPERS BY MAIL** — William Morris/Morris & Company designed English wallpapers, fabrics, and tiles by mail. Information and wallpaper/fabric sample, \$5.25. Charles Rupert Designs.

783. **ORIGINAL ANTIQUE ARTWORKS** — Colorful stone lithographs, produced between the late 1800's to 1930's, show detailed workmanship depicting U.S. presidents, famous landmarks, wild west heroes, beautiful women, romantic scenes etc. Free catalog. Prestige Gem.

784. **TILE RESTORATION** — Batchelder Historic Tile Designs faithfully reproduced with accurate colors and methods. Wide range of tiles for fireplace and other installations. Garden fountains available using Batchelder's plans developed 1912 to 1932. \$7.25 catalog. Tile Restoration Center.

786. **ARTS & CRAFT TILES** — Tiles using the original recipes from the early 20th century glazes such as Cooper Dust, Rose Matte, New Cucumber, Cat's Eye and others. \$3.00 brochure. Fulper Tile.

787. **CERAMIC TILE** — Designers and producers of handmade ceramic tile. Matching of some old tiles is available. Free literature. Starbuck Goldner Studios.

788. **CEILING TILES** — A custom thermoformer of thermoplastic sheet materials and decorative ceiling tiles. Products include ABS, acrylics, styrene, PVC alloy butarate and polyethelenes. Engineering and design developing of products is offered. Free literature. Snelling's Thermo-Vac.

789. **HISTORIC TILE** — A must for any project library, this catalog covers tiles for bathroom wainscotting, hearth sets, patterned floors, & reproduction/restoration services. Decorative tile

Custom Wood Turning

Authentic Replications • Prompt, Quality Service • Will Work From Drawings or Samples
 Porch Turnings • Stairway Turnings • Balusters • Newels • Spindles
 Lengths To 12 Feet • Call For Free Brochure

CinderWhit & Company
 733 Eleventh Avenue South • Wahpeton, ND 58075
 Ph. 701-642-9064 • Fax 701-642-4204


MANUFACTURER'S PRICES

Elegance You Can Afford

FOR OVER HALF A CENTURY

Direct from King's, the Designers and Makers.

\$3.75 for 90-page illustrated catalog (1st class mail) of our All-crystal chandeliers; our genuine SWAROVSKY STRASS; our handsome, hand-polished brass and crystal (wired) Victorian gas reproductions. Satisfaction guaranteed.



KING'S CHANDELIER COMPANY

910-623-6188

PO Box 667 Dept OHJ-595, Eden NC 27289

Antique Wide Plank Flooring

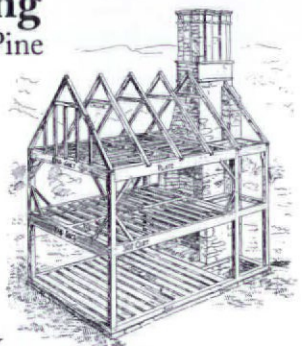
Heart Pine • Eastern White Pine • Red Pine
 Chestnut • Oak

New Plank Flooring

Ash, Maple, Oak, Cherry, Eastern White Pine

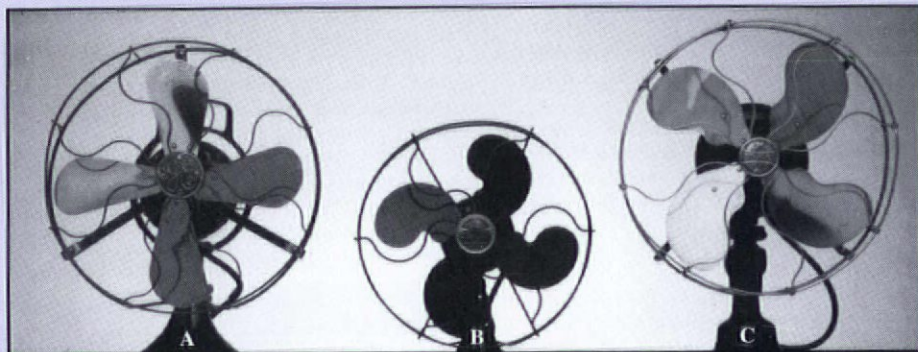
Antique & Reproduction Beams & Timber Frames

Hand-Hewn, Rough Sawn & Planed Surfaces
 Mortise & Tenon, Dovetail Joinery



ARCHITECTURAL TIMBER & MILLWORK

35 Mt. Warner Rd, PO Box 719, Hadley MA 01035 (413) 586-3045 FAX (413) 586-3046



THE A, B, C's OF NATURAL VENTILATION

THE FAN MAN, INC.

Department OHJ • 1914 Abrams Parkway • Dallas, TX. 75214 (214) 826-7700

Send \$2 for brochure D

MODERN VENTILATION

**NOW AVAILABLE
 WHITE
 MIDGET LOUVERS**

Two styles in four sizes at extremely attractive prices. Ideal for residential construction. Control Moisture, Vapor, Damp Rot, Corrosion and excessive heat. Easy to install without screws or nails.

**MIDGET LOUVER
 COMPANY**

800 MAIN AVENUE
 NORWALK, CONNECTICUT 06851
 PHONE (203) 866-2342
 FAX (203) 847-7147

COPPER • BRASS
PEWTER • BRONZE • MAUVE
• METAL COATINGS •
 (WATER BASE - FOR ALL SURFACES)

PATINA

ANTIQUE FINISHES


(BLUE, GREEN & OTHERS)

FREE BROCHURE

1-800-882-7004

(619-689-9322)

Authentic Colonial Woodworking



Windows, Doors and Entryways
Old Glass, Moldings
Raised Panel Walls

Brochure \$2.25

**Maurer & Shepherd
Joiners Inc.**

122 Naubuc Avenue
Glastonbury, CT 06033
(203) 633-2383

Melt Old Paint Away!



**Master Heavy-Duty
HG-501 Heat Gun and the
Warner Heat Plate**

HEAT GUNS COME IN HANDY for stripping complicated surfaces such as painted porch parts, mouldings, or other ornamental woodwork. The HG-501 gun has a durable aluminum body, a powerful 23-cfm blower, and replaceable heating element that can be set at two temperature levels. Heat plates are the most efficient tools for stripping broad, flat surfaces: doors, panelling, baseboards, and exterior wooden clapboards.

**For fastest service,
call (508) 281-8803**

Have your VISA or MasterCard ready
Old-House Journal,
2 Main Street, Gloucester, MA 01930

TEMPORIUM Products Network (cont.)

is included with the mailing. \$20.00 sample & brochure. L'Esperance.

Doors & Windows

16. WOOD SASH — Any size and shape: divided lite, round top, curved, double-hung, fixed, casement, or storm sash. Insulated glass, shutters, screen doors, and trim. Illustrated brochure, \$2.75. Midwest Architectural Wood Products.

32. WOODEN SCREEN & STORM DOORS — These doors have period look and are more thermally efficient than aluminum doors. Several styles and all sizes available. Catalog, \$2.25. Old Wagon Factory.

53. WOODEN SCREEN DOORS — Blending function, fine craftsmanship, and styling. Dozens of innovative styles ranging from the classic design to highly ornamental. Catalog, \$3.25. Oregon Wooden Screen Door.

74. STAIN GLASS & DOORS — Custom manufacturers of any type of door or entryway. A full line of hardware is offered. Any type of window can be made: stained glass, bevelled, etched, etc. Jambs, transoms, and sidelights are also available. \$4.00 catalog, Jack Wallis' Stain Glass & Doors.

194. SPECIALTY WOOD WINDOWS — Palladians, straight, and fan transoms. Single, double, or triple glazed. Solid wood entry doors with insulating core available. Brochure, \$3.25. Woodstone Company.

410. COLONIAL WOODWORK — Handcrafted custom-made interior and exterior 18th-century architectural trim. Finely detailed Colonial doors, windows, shutters, wainscot, and wall paneling. Catalog, \$2.25. Maurer & Shepherd Joiners.

622. WINDOW SPRING COUNTERBALANCES — The alternative system to window weights and pullies. For double-hung windows. Efficient and economical. Free literature. Pullman Manufacturing Corp.

795. ALL WOOD INTERIOR & EXTERIOR SHUTTERS — offers Premium Quality, all wood, Traditional and Wide Louver Shutters. They can custom and finish to your exact specifications or supply you with the supplies to do it yourself. Catalog, \$3.00. Shutter Shop, Inc.

Finishes & Tools

31. ROTTED WOOD RESTORATION — Two-part epoxy system restores rotted wood so you can save historically significant and hard-to-duplicate pieces. Repairs can be sawn, drilled, sanded, and painted. Free brochure. Abatron, Inc.

359. TROWELS & HAND TOOLS — Over 450 fine trowels, hand tools, and accessories for cement, brick, concrete block, drywall, and plaster. Preferred by professionals. Free catalog, Marshalltown Trowel.

365. FIREPLACE REPAIR — Offering a full line of chimney and fireplace maintenance and repair products for over 100 years. Gaskets, cleaners, caulking, patching, and specialty paint products. Free catalog. Rutland Products.

439. MOLDER-PLANER — Reproduce railings, sashes, crowns, rails, window and door stops, and

curved moulding with chatter free finishes. Free information kit. Williams & Hussey.

539. REFINISHING PRODUCTS — Manufacturer of paint strippers, clear finishes, lacquers, sanding sealers, caulking compounds, linseed oil putty, and glazing compounds. Free information. Sterling-Clark-Lurton Corporation.

569. STRUCTURAL EPOXY CEMENT — Abocrete patches and resurfaces concrete, fills cracks, and replaces missing concrete. Abojet structural crack-injection resins restores monolithic integrity to cracked loadbearing structures. Free brochure. Abatron, Inc.

595. ROCK-HARD PUTTY — Ideal for repairing walls, woodwork, and plaster. It can be sawed, chiseled, polished, colored, and molded. It stays put and will not shrink. Free literature. Donald Durham Company.

611. PAINT SHAVER — This patented ecologically-safe power tool strips paint from shingles and clapboards. The dust collector allows encapsulation of debris for retrieval. Free literature. American International Tool Industries.

615. DUST-FREE SANDING — Vacuum system HEPA filter available with the Random Orbit sander, half-sheet finish sanders, rotary sanders, and triangular sander. Free color brochure. Fein Power Tools, Inc.

662. WOOD & METALWORKING MACHINERY — Tools for the professional craftsman and do-it-yourselfers. A complete line of saws, drill presses, grinders, sanders, shapers, and accessories. Catalog, \$1.25. Delta International.

672. OLD FASHIONED APPLIANCES — Victorian style cook stoves and gas refrigerators, slater's and blacksmith's tools. Hundreds of 19th century items you thought they quit making decades ago. Catalog, \$2.25. Lehman Hardware.

680. PROFESSIONAL FINISHES — Supplier of waterborne finishing systems and products for walls and furniture from old world to contemporary. Offering workshop training. Free literature. Faux Effects, Inc.

702. WATER BASE METALLIC COATINGS — Copper, brass, bronze, mauve and silver. Finishes include green (verdi), blue, burgundy and black and can be applied to metal paints and solid metals. Free literature. Patina Finishes & Copper Coats, Inc.

728. HERITAGE VILLAGE COLORS — Authentic reproductions of 18th and 19th century architecture. Suitable for most exterior and interior surfaces, as well as furniture and decorative painting. Literature, \$3.25. Primrose Distributing.

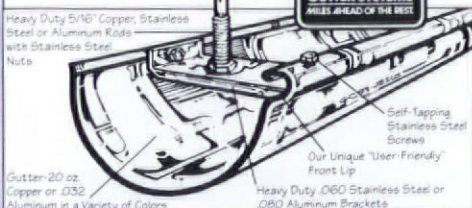
735. 18TH & 19TH CENTURY PAINTS — Using the highest quality traditional materials to reproduce accurate colors and dynamics of the original hand prepared paints of the Colonial era. Literature, \$2.75. Historic Paints Ltd.

744. POWER TOOLS — Manufacturing and marketer of a full line of cordless power tools, plus accessories for do-it-yourself, professional and industrial markets. Free literature. S.B. Tools.

Furnishings

209. AUTHENTIC AMERICAN VICTORIAN FURNITURE — Three big barns full of an-

**TODAY'S TECHNOLOGY
PRESERVING THE LOOK
OF THE PAST.**



If you appreciate the "Olde World" style of gutters and downspouts and desire to restore and preserve your home in harmony with the original intent of its design. Commercial Gutter systems introduces authentic 6" seamless half-round gutter in both copper & heavy aluminum.

We have designed an innovative front lip on our 6" seamless half-round gutter that is compatible with our unique hidden nut and bolt adjustable hanger. Allowing for an efficient, durable fastening system unmatched in half-round application.

- 32' lengths shipped without fear of damaged material
- complete line of half-round accessories
- samples available upon request

5621 East 'D.E.' Avenue • Kalamazoo, MI 49004
Phone: 616-382-2700 • Fax: 616-343-3141



**Ready-Laid™ antique
heart pine flooring**

*The Joinery Is Making History
With A Floor That's Easy To Install.*

The tools are centuries old. So are the timbers. And through The Beauty Of Recycling,™ The Joinery Company is using them to make history with something brand new: Ready-Laid™ antique heart pine flooring.

- Pre-fitted, pre-laid flooring that needs no commercial sanding
- Pre-squared ends, laser-straightened edges
- Easy-to-handle nested bundle packaging
- Kiln-dried stability

Send \$5 for a portfolio & price list, or \$25 (refundable with your order) for samples of our fine woods.

THE JOINERY CO.
Antique Heart Pine Flooring

Dept. OH • PO Box 518 • Tarboro, NC 27886
(919)823-3306

**Buy the original, not an imitation™
TIN CEILING & WALLS**

- 26 patterns available 2' x 8' and 2' x 4'
- Brass and copper-plated pre-painted patterns available in 2' x 4' size
- Lay-in panels in 2' x 4' & 2' x 2'
- 13 cornice moulding styles
- Pre-cut miters
- Fast and easy installation
- Shipped anywhere
- Send \$1 for brochure

**AA ABBINGDON
AFFILIATES, INC.**

2149 Utica Ave., Dept. OHJ-AC
Brooklyn, NY 11234
(718) 258-8333



Plaster Washers



*Now you can save and restore
your plaster ceilings and walls
for just pennies.*



Charles St. Supply Co.
54 Charles Street
Boston Ma. 02114



Call: (617) 367-9046
or toll free (800) 382-4360
Fax: 617-367-0682

Volume Discounts
Next day delivery available
All major credit cards accepted
10 doz. for \$10 — 21 doz. for \$20
Complete starter kits \$15.00 & up.
(plus S&H, UPS)

MEADOW LILY

**NEW ARTS & CRAFTS CURTAIN
NOTTINGHAM LACE C.1910**



J.R. BURROWS & Co.
P.O. Box 522, Rockland,
Massachusetts 02370
(800) 347-1795

HISTORICAL-DESIGN MERCHANTS
DECENNIAL YEAR 1995


**VERMONT
SOAPSTONE Co.**

Miners and Manufacturers Since 1850

Authentic soapstone sinks made in the traditional manner for kitchen, bath or greenhouse. Custom-made to your print.

Also: Custom cutting of fire places, countertops, and table tops.

Call or write for a quotation




Stoughton Pond Rd.
P.O. Box 168J
Perkinsville, Vt. 05151-0168
(802) 263-5404
FAX (802) 263-9536

*Also buying, selling and restoring
antique soapstone sinks.*

Uncle John's
Gingerbread
HOUSE TRIM

BRACKETS, PENDANTS & GABLES, in matched sets, **FRAMES INCLUDED** on all pieces. **QUALITY work, that's ECONOMICALLY PRICED!**

SEND \$2.00 for CATALOG to:
5229 Chopique Rd.
Sulphur, LA 70663




SHINGLE RIPPER
slides between courses to hook hidden nails, then drags out shingle and nails when tapped down.

\$24.95 + shipping and handling

J.L. Powell and Co., Inc.
1-800-227-2007

ACORN



For over half a century Acorn has been creating America's largest selection of authentic iron hardware. See for yourself. Call or fax for our catalogues and a list of dealers in your area.

NEW!
Bean style entrance set now available for pre-drilled doors.



Acorn Manufacturing Co., Inc.
FORGED IRON HARDWARE
From New England's Finest Blacksmiths
800-835-0121 Fax: 800-372-2676

EMPORIUM Products Network (cont.)

tique furniture. One of New England's largest collections of American oak and Victorian furniture and select accessories. Store brochure, \$2.25. Southampton Antiques.

221. **ANTIQUÉ FANS** — Restoring and selling of antique fans and parts. Offering a large changing inventory. Detailed brochure, \$2.25. The Fan Man.

353. **RADIATOR ENCLOSURES** — The durability of steel with baked enamel finish in decorator colors. More efficient than paint, and keeps drapes, walls, and ceilings clean. Free catalog. ARSCO Manufacturing.

Lighting Fixtures

4. **LIGHTING FIXTURES** — Reproduction Victorian and turn-of-the-century, electric and gas, chandeliers and wall brackets. Solid brass with a variety of glass shades. Catalog, \$5.25. Victorian Lighting Works.

10. **CRAFTSMAN LIGHTING** — Reproduction craftsman chandeliers and sconces fit right into any bungalow, mission, foursquare, or traditional home. Fixtures in solid brass or cast iron. Free catalog. Rejuvenation Lamp & Fixture Co.

11. **VICTORIAN & TURN OF CENTURY LIGHTING** — Recreating fine period lighting of the 19th and 10th Century Americana. Reproduction of unusual styles. New large color catalog includes sconces, fixtures and glass shades. Free. Roy Electric Company.

330. **CAST ALUMINUM STREET LAMPS** — A large selection of charming, old-fashioned cast aluminum street lamps and mailboxes. Quality lighting at affordable prices. Free brochure. Brandon Industries.

334. **GORGEOUS CHANDELIERS & SCONCES** — Original designs of all-crystal, using genuine Stass. Solid brass and venetian crystal reproductions of Victorian gas styles (wired). Manufacturers prices. Catalog, \$3.75. King's Chandelier Company.

560. **EARLY-AMERICAN LIGHTING** — Hand-made reproduction fixtures include wall sconces, chandeliers, copper lanterns, and hall fixtures. Catalog, \$2.25. Gates Moore Lighting.

Metalwork

30. **HISTORIC MARKERS** — Proclaim your home's age with a cast bronze or aluminum marker. Manufacturers of plaques for National Register, American Buildings Survey, and custom work. Free catalog. Smith-Cornell.

55. **CUSTOM-MADE PLAQUES** — Historic markers for indoor or outdoor use. Standard solid bronze cast plaques, 7" x 10", are \$90 plus shipping. Other dimensions and styles available. Free brochure. Erie Landmark.

122. **CUSTOM MADE IRONWORK** — Ornamental iron fences and gates. Matching of old fences is available using authentic Victorian patterns and castings. Catalog, \$6.25. Stewart Iron Works Company.

545. **SPIRAL STAIRS** — Magnificent for Victorian settings. The beauty of cast iron, but not the weight. All components, except handrail, are solid castings of high-strength aluminum alloy.

Free color brochure. The Iron Shop.

571. **TRADITIONAL WROUGHT IRONWORK** — Specialists in Colonial period lighting. Offering museum-quality reproductions and custom designs. 38-page catalog, \$4.25. Iron Apple Forge.

659. **GRILLES & REGISTERS** — Manufacturers of a complete line of elegant cast brass and traditional cast iron decorative grilles and registers. Color catalog, \$1.25. Reggio Register Co.

Millwork & Ornament

13. **VICTORIAN MILLWORK** — For interior and exterior: porch posts, corner fans, balusters, brackets, corbels, headers, gazebos, and more. 50-page catalog, \$2.00. Vintage Wood Works.

44. **VICTORIAN MILLWORK** — 19th-century designs in solid oak and poplar. Fretwork, brackets, corbels, grills, turnings, and gingerbread precision manufactured. Color catalog, \$4.75. Cumberland Woodcraft.

101. **SHUTTERS & BLINDS** — Custom-made colonial wooden blinds, movable louver, and raised-panel shutters. Pine or cedar, painted or stained. Free brochure. Devenco Louver Products.

294. **PLASTER ORNAMENT** — Restoration and reproduction with fiber-reinforced plaster. Complete catalog of 1500 items, \$10.25. Fischer & Jirouch.

340. **WOOD MOULDINGS** — Internationally recognized company offering over 500 beautiful wood mouldings. 104-page catalog, \$6.00. Arvid's Historic Woods.

518. **CUSTOM TURNINGS** — Newel posts, porch posts, column bases, fluting, spiral rope twists, and more. Catalog \$5.75. Custom Wood Turnings.

651. **CUSTOM MILLWORK** — Serving architects, designers, builders, and home owners. Custom specialties include spiral stairs, doors, bookcases, and paneling. Catalog, \$5.25. American Custom Millwork, Inc.

652. **ARCHITECTURAL MILLWORK** — Everything from doors to columns. Manufacturers of heart pine, chestnut, and wide-plank flooring. Free literature. Architectural Timber & Millwork.

694. **CUSTOM TURNINGS** — Providing a custom turning service of porch posts, newells, balusters, and stair parts. Prompt, quality service with capacity to 12 feet. Free quotes. CinderWhit & Co.

Plumbing & Hardware

18. **VICTORIAN HARDWARE** — High quality 18th and 19th century reproduction hardware for doors, windows, shutters, cabinets, and furniture. High-security locks with period appearance also available. 108-page catalog, \$5.25. Ball & Ball.

49. **RENOVATION HARDWARE** — Hard-to-find supplies including brass cabinet hardware, lighting, weathervanes, pedestal sinks, old-fashioned bathtub showers, and fixtures. Mail-order catalog, \$3.25. Antique Hardware Store.

110. **BATHROOM FIXTURES** — A wide va-

riety of antique and reproduction plumbing, tubs, porcelain faucets and handles, pedestal sinks, high-tank toilets, and shower enclosures. 96-page color catalog, \$6.25. Mac The Antique Plumber.

303. **FANCY PLUMBING FIXTURES** — Hard-to-find fixtures: pedestal lavatories, Victorian Style washstands, drop-in -basins. Plumbing hardware and accessories, fireplace mantels, lighting fixtures, and much more. Catalog, \$5.00. Ole Fashion Things.

397. **HARD-TO-FIND HARDWARE** — Covering all periods from the 16th century through the 1930s; using brass, iron, pewter, and crystal. Catalog includes 34 pages of informative text and 372 pages of high-quality restoration hardware. \$6.75. Crown City Hardware.

538. **FIXTURES & ACCESSORIES** — Bathroom fixtures and accessories such as door, window, and cabinet hardware. Lighting fixtures also. Free catalog. Renovator's Supply.

558. **SQUARE DRIVE SCREWS** — With over 200 sizes and styles in stock, virtually every desired screw is available in the high-torque square drive. Free catalog. McFeely's.

598. **FORGED-IRON HARDWARE** — Manufacturer of forged-iron builder's and home hardware. Catalog, \$6.25. Acorn Manufacturing Co.

599. **BRASS HARDWARE** — Offering hardware for furniture and home for interior and exterior applications. Reproduction lighting is also available. Catalog, \$2.25. American Home Supply.

714. **BATHROOM FITTINGS & FIXTURES** — Exact reproductions of the Victorian and Edwardian periods. Design consultations available. Catalog, \$5.25. Faucet Factory.

776. **SOAPSTONE** — Manufacturers of soapstone sinks, countertops, vanity tops, fireplaces, and other architectural fixtures. Free brochure. Vermont Soapstone.

Restoration Supplies & Services

5. **PIGEON CONTROL** — Get rid of pigeons and other birds with inconspicuous stainless steel needles that eliminate roosting places without harming your building. Free brochure. Nixalite of America.

23. **CHIMNEY FLUE LINER** — Poured-in-place, 2-liner system. No mess, 1-day process. First liner strengthens and insulates; second liner seals and protects. Free catalog. Ahren's Chimney Technique.

35. **PLASTER WASHERS** — These inexpensive washers can resecure loose ceilings and walls. Starter packet of 3 dozen washers with instructions, \$4.75. Charles Street Supply.

38. **CHIMNEY LINERS** — Ventinox continuously welded liner connects chimney top to heat source without joints or breaks. Reduces condensation, increases heating efficiency, improves safety. Free catalog. Protech Systems, Inc.

113. **CHIMNEY LINERS** — System seals, relines, and rebuilds chimneys from inside out with poured refractory materials. Especially effective for chimneys with bends and offsets. Free brochure. National Supaflu Systems.

312. **CHIMNEY SWEEPS** — Maintenance, re-

pair, and restoration services. Cleaning, internal video inspections, dampers, caps, stainless steel and Ahren "cast-in-place" linings. Free literature. Certified Chimney Contractors, Inc.

565. **CHIMNEY LINERS** — Flexible chimney relining pipe constructed of 4 interlocked layers of the finest certified 304-stainless steel. Free brochure. HomeSaver Chimney Liners.

726. **PRESERVATION & RESTORATION** — AcryMax Tin Roof restoration systems is high performance acrylic technology assuring years of waterproof protection. Free catalog. Preservation Products.

756. **SANYO TRI-ZONE DUCTLESS AIR CONDITIONING** — Sanyo offers the perfect

AC system for cooling bi-level and adjoining room situations. The Tri-Zone system consists of three attractively styled indoor wall units supported by one quiet outdoor condenser. Free literature. Sanyo Air.

758. **HOUSE PLANS** — Offering a collection of cozy cottages in designs influenced by early European architecture. Also offered is the Craftsman Collection; traditional homes which gained popularity in the early 1900s. \$12.25 per collection. Princeton Plan

792. **FLUE LINING** — Cementitious, pumped-in-place lining for single, multiple, straight, or offset flues. Free literature. Golden Flue System.

LITERATURE REQUEST FORM


Circle the numbers of the items you want, and enclose \$3 for processing. We'll forward your request to the appropriate companies. They will mail the literature directly to you ... which should arrive 30 to 60 days from receipt of your request. Price of literature, if any, follows the number. Your check, including the \$3 processing fee should be made out to Old-House Journal.

1. Free	49. \$3.25	340. \$6.00	569. Free	703. Free
2. \$5.25	53. \$3.25	353. Free	571. \$4.25	714. \$5.25
4. \$5.25	55. Free	359. Free	580. Free	726. Free
5. Free	73. Free	365. Free	595. Free	728. \$3.25
8. \$3.25	74. \$4.00	387. Free	598. \$6.25	733. Free
10. Free	91. \$5.25	397. \$6.75	599. \$2.25	735. \$2.75
11. Free	101. Free	401. \$3.25	611. Free	744. Free
13. \$2.00	110. \$6.25	410. \$2.25	615. Free	746. Free
16. \$2.75	113. Free	438. Free	622. Free	756. Free
18. \$5.25	122. \$6.25	439. Free	631. \$15.25	758. \$12.25
20. \$1.25	128. \$3.25	488. Free	651. \$5.25	776. Free
22. \$2.25	194. \$3.25	517. \$1.25	652. Free	783. Free
23. Free	209. \$2.25	518. \$7.75	654. Free	784. \$7.25
26. \$1.25	215. Free	527. Free	659. \$1.25	785. Free
27. \$10.25	221. \$2.25	538. Free	662. \$1.25	786. \$3.00
30. Free	242. \$3.25	539. Free	663. Free	787. Free
31. Free	245. \$3.25	541. Free	672. \$2.25	788. Free
32. \$2.25	294. \$10.25	545. Free	675. Free	789. \$20.00
35. \$4.75	303. \$5.00	558. Free	680. Free	792. Free
38. Free	312. Free	560. \$2.25	684. Free	795. \$3.00
44. \$4.75	330. Free	561. \$5.25	694. Free	796. \$3.00
47. \$1.25	334. \$3.75	565. Free	702. Free	

Name _____ Total \$ _____
 Company _____ P & H \$3.00
 Address _____
 City _____ ST _____ Zip _____ Total Enclosed \$ _____
 Phone _____

Mail to: Old-House Journal, Products Network, 2 Main St., Gloucester, MA 01930
 This card must be mailed before September 30, 1995

9506



Antique Flooring

Wide country plank or elegant quartersawn plank. Antique Heart Pine, Oak and special hardwoods at reasonable prices. Pre-finished or unfinished.

Brochure \$5 (919) 977-7336 Sample Kit \$25
Dept. OH • PO Box 7336 • Rocky Mount, NC 27804




Cast Iron Stars

\$9.50
(\$1.50 each shipping & handling)
1-800-522-6547
Visa, Master Card, Discover

ADKINS

ARCHITECTURAL ANTIQUES

3515 Fannin • Houston • 77004



WE WROTE THE BOOK!
Drawing on 150 years of combined experience in working with porches, we have now published **Porches - 208 pages** of authoritative insight for anyone planning (or just dreaming of) porches! Numerous construction details, and 90 comparative drawings showing traditional porch layouts

also -
96 pg. *Architectural Details Catalog* ~ Everything for your porch, and inside too!
Catalogue \$2 by return mail

\$12.95 ppd.
Return for prompt refund if not delighted!

VINTAGE WOODWORKS
Hwy 34 • Box R, #2886 • Quinlan, TX 75474



ANTIQUE HARDWARE

WE CARRY C. 1865-1950
NEW OLD STOCK
WHICH MEANS ORIGINAL FORMS, STYLES AND FINISHES AT REASONABLE PRICES.
SEND \$7.00 FOR FULL CATALOG TO:
WM. J. RIGBY CO.
73 ELM ST.
COOPERSTOWN, NY 13326
(607) 547-1900

OLD HOUSES DESERVE OLD HARDWARE

EMPORIUM Advertisers' Index

PRODUCT NETWORK NO.	PAGE NO.	PRODUCT NETWORK NO.	PAGE NO.
20	AA Abbingdon Affiliates	334	King's Chandelier Company
31	Abatron, Inc.		Lampshades of Antique
598	Acorn Manufacturing Company	672	Lehman Hardware
	Addison Hardware Co., Inc.		Lighting by Hammerworks
	Adkins Architectural Antique	110	Mac The Antique Plumber
23	Ahren's Chimney Technique		Maple Grove Restorations
517	Albany Woodworks	359	Marshalltown Trowel Company
	Alternative Window Company	410	Maurer & Shepherd Joyners
651	American Custom Millwork, Inc.	558	McFeeley's
599	American Home Supply	215	Midget Louver Company
611	American International Tool Industries	16	Midwest Architectural Wood Products
	Anthony Wood Products	541	Miller Manufacturing
49	Antique Hardware Store		Monarch Radiators
652	Architectural Timber & Millwork	113	National Supaflo Products
353	ARSCO Manufacturing		Newbridge Communications
340	Arvid's Historic Woods	5	Nixalite of America
18	Ball & Ball	527	North Fields Restoration
73	Bendheim Glass	32	Old Wagon Factory
27	Bradbury & Bradbury	303	Ole Fashion Things
330	Brandon Industries	53	Oregon Wooden Screen Door
	Brass Bed Shoppe	796	Oxford Chime Works
	Brassworks Lighting	702	Patina Finishes & Copper
91	Carlisle Restoration Lumber	790	Plastmo Vinyl Rain Cutters
312	Certified Chimney Contractors, Inc.	726	Preservation Products
242	Chadsworth, Inc.	728	Primrose Distributing
561	Charles Rupert Designs	758	Princeton Plans Press
35	Charles Street Supply	38	Protech Systems, Inc.
47	Chelsea Decorative Metal	622	Pullman Manufacturing Corp.
694	CinderWhit & Company	659	Reggio Register Company
26	Classic Accents	10	Rejuvenation Lamp & Fixture
	Clement Hardware	538	Renovator's Supply
733	Commercial Gutter Systems		Restoration Works Inc.
	Country Curtains	11	Roy Electric Company
	Crawford's Old House Store	365	Rutland Products
397	Crown City Hardware	744	S.B. Tools
44	Cumberland Woodcraft	756	Sanyo Air Conditioning
	Custom Decorative Molding	1	Schwerd Manufacturing
	Custom Ironwork		Shutter Depot
518	Custom Wood Turnings	795	Shutter Shop, Inc.
	Dan Holohan		Shuttercraft
245	Decorator's Supply	30	Smith-Cornell
662	Delta International	788	Snelling's Thermo-Vac
101	Devenco Louver Products	209	Southampton Antiques
595	Donald Durham Company	675	Specification Chemicals
	Ed Donaldson		Step toe & Wife
	Edward Hamilton	539	Sterling-Clark-Lurton Corporation
746	Elk Corporation	122	Stewart Iron Works Company
55	Eric Landmark		Touchstone Woodworks
	Eugenia's Place		Uncle John's Gingerbread House
221	The Fan Man		Van Dyke's
714	Faucet Factory	776	Vermont Soapstone
680	Faux Effects, Inc.	4	Victorian Lighting Works
615	Fein Power Tools, Inc.	13	Vintage Wood Works
204	Fischer & Jirouch	401	Vixen Hill
488	Follansbee Steel	128	W.F. Norman Corporation
560	Gates Moore Lighting	438	Ward Clapboard Mill
792	Golden Flue System		William J. Rigby Company
	Goodtime Stove Co.	439	Williams & Hussey
387	Granville Manufacturing		The Wood Factory
663	Grate Fires Company		Woodhouse
	Grate Vents	194	Woodstone Company
	Griffis Lumber		
703	Hartmann-Sanders Column Corp.		
	Heirloom Reproductions		
	Hennessy House		
	Heritage Brass Company		
580	Historic Floors of Oshkosh		
735	Historic Paints Ltd.		
595	HomeSaver Chimney Liners		
654	Inclinor Company of America		
	Innovative Synthesis Corp.		
571	Iron Apple Forge		
545	The Iron Shop		
631	J.L. Powell & Company, Inc.		
22	J.R. Burrows & Company		
74	Jack Wallis Stain Glass & Doors		
2	Joinery Company		

Advertising Sales Offices

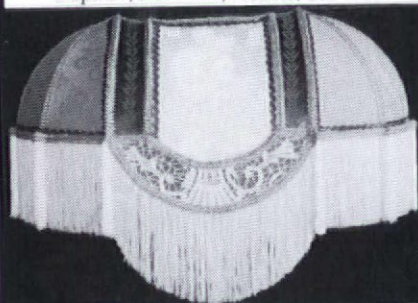
MAIN OFFICE

2 Main Street, Gloucester, MA 01930
(800) 356-9313
Becky Bernie, National Sales Manager

MIDWEST SALES OFFICE

Robert R. Henn & Assoc.
20500 Hellenic Drive,
Olympia Fields, IL 60461 (708) 748-1446
Robert Henn, Nancy Bonney

Lampshades of Antiqu
Dept. 8, P.O. Box 2, Medford, OR 97501



96 styles \$35-\$95 • Phone (503) 826-9737
We can recover your frame. Catalog \$4

THE STEWART IRON WORKS COMPANY
Ornamental Iron Fences & Gates for over 100 Years

- Solid Iron Construction • 15 Standard Historic Styles
- Custom Designs and Period Reproduction Available

Send \$6.00 for New Catalogue & Price List
P. O. Box 2612 (O. H. J.) • Covington, KY 41012-2612
(606) 431-1985

**HANDCRAFTED
MAHOGANY**

SCREEN-STORM DOORS

Styles include Victorian & Country
SEND \$2.00 FOR CATALOG TO:

Touchstone Woodworks

DEPT. OHJ PO BOX 112
RAVENNA OH 44266

(216) 297-1313

AHRENS® **Relines/Restores
Masonry Chimneys**

With The **ONLY** Listed Two-Liner Cast-In-Place Masonry Process

- First insulates and strengthens
- Second seals and protects
- Both are immune to acids and moisture
- No guess work. Mechanically applied.
- No exterior alterations.
- No metal to corrode.
- Improves heating efficiency — All for a fraction of the cost of rebuilding!

AHRENS
chimney
technique

Dealership network nationwide.
Call or write for more information:
2000 Industrial Ave.
Sioux Falls, SD 57104
1-800-843-4417

UL LISTED

35% OFF

BALDWIN

1-800-622-9996

CLEMENT HARDWARE

HANDSOMELY CRAFTED WOODEN SCREEN DOORS

Whether your home is on the Historical Register, or still on the drawing board, Oregon Wooden Screen Door Company has a variety of screen doors and energy-efficient storm doors suited to you.

Designed for interior as well as exterior use, each door component is constructed using the finest materials and joined with wooden pegs and glue (no nails).

For complete information and styles available, send \$3 (refundable with Purchase) for our catalogue.
Oregon Wooden Screen Door Company
Dept. OHJ, 2767 Harris, Eugene, OR 97405



**Oregon
Wooden Screen Door
company**

Brass Bed Sale!

Once in a lifetime savings on heirloom-quality solid brass and white iron beds. Buy factory direct and **SAVE UP TO 50%!!** Special Bridal Layaway and payment plans. Send for our **FREE CATALOG.**

12421 CEDAR ROAD
CLEVELAND, OHIO 44106
(216) 229-4900

Brass Bed Shoppe

WOODEN FLAG POLES



Classic, hand-made, ground-mounted white wood beauties.

Square to octagonal to tapered round design. 15 to 40 feet.

Priced from \$720. All accessories plus handsome custom engraved plaque. Outstanding quality. Guaranteed. Shipped anywhere.

FREE BROCHURE



Call Toll Free

1-800-285-2122

P.O. Box 57 B • Sierra City, CA 96125

**Bargain
Books**

- Save up to 80% on recent overstocks, remainders, imports from all major publishers. Books once priced at \$20, \$30, \$40—now only \$3.95, \$4.95, \$5.95.
- Choose from thousands of titles including hundreds of new arrivals each month!
- Books for every interest: **Do-It-Yourself**, Arts & Crafts, Science, Biography, History, Sports, Computers—over 40 subjects.

**Free Catalog
HAMILTON**

Box 15-92, Falls Village CT 06031

HINGES
RIM LOCKS
MORTISE LOCKS
THUMBBLATCHES
WINDOW HARDWARE



BRASS
BRONZE
CAST IRON
WROUGHT IRON
DECORATIVE & PLAIN

Ed Donaldson
HARDWARE RESTORATIONS
P. O. BOX 38 Dept. D
Boiling Springs, PA 17007
Phone (717) 249-3624
Fax (717) 249-5647



send \$ 3.00 for
Catalog of Original Antique Builders
Hardware




Brass Works Lighting

CEILING, WALL,
& TABLE LIGHTING
IN ANTIQUE AND
POLISHED BRASS,
CHROME, & PEWTER
COMBINATIONS.
CATALOG \$5.00
(VISA-MC-AMEX-DISCOVER,
CHECK.)

292 Main St.
Nyack, NY 10960
(914) 358-5841

THE LEAD DETECTIVE



The inexpensive test to detect lead paint in homes, apartments and wherever toxic lead paint is present. Simple and convenient for the homeowner or home inspector.

- The Mass state mandated test inspectors use
- An extensive manual on testing for lead
- One hundred tests - screens an average home
- Tools - a magnifier, blades, gloves and tweezers
- A reference lead paint sample

INNOVATIVE SYNTHESIS CORP. \$29.95
2143 COMMONWEALTH AVE.
NEWTON, MA 02166 plus \$3.50 Shipping
(617)-965-5653 handling and tax

ALUMINUM LIGHTING & MAILBOXES

Quality
AT GREAT SAVINGS!

FREE brochure:
(214) 542-3000



\$198
8'0" tall

\$298
8'6" tall

BRANDON INDUSTRIES
1601 W. Wilmetth Rd.
Dept. OHJ
McKinney, TX 75069-8250

Victorian Reproductions




FACTORY DIRECT SHIPMENTS AT DISCOUNT PRICES!
Hand Carved, Solid Mahogany Wood Frames,
Over 200 Fabrics, Italian Carrara Marble Table Tops
Send \$2.00 for catalog to:

HEIRLOOM REPRODUCTIONS

1834 West 5th Street Dept. OHJ Montgomery, AL 36106
Or call Toll Free: 1-800-288-1513

GLASS INTERIOR Storm Windows



- Eliminate Drafts.
- Reduce heating & cooling bills up to 30% GUARANTEED.
- Low "E" and UV protection available
- Maintain the charm and beauty of existing windows. (no replacements. NO unsightly triple-track storms)
- Compression fit DIY installation.
- Patented trackless mounting.
- Easy - no tools - Snap in & out.
- Factory direct custom sizes.

Alternative WINDOW COMPANY

TOLL FREE 1-800-743-6207 • (203) 651-3951
11-D HERMAN DRIVE, SIMSBURY, CT 06070

Fine American Lighting Real American Value
From Lighting by Hammerworks

- Top Quality Materials
- Completely Handcrafted
- Reasonable Prices

Lanterns, Sconces, Chandeliers, and Hand Forged Hardware

Send for our catalog and discover how you can enjoy the beauty and quality of our Colonial lighting in your home.



Catalog \$3.00
Lighting by Hammerworks
6 Fremont Street, 1 Dept. OHJ, Worcester, MA 01603, 508-755-3434
Other shop locations: Route 20, Marlboro, MA 508-485-6721
118 Main St., Meredith, NH 603-279-7352


EXTERIOR SHUTTERS



Affordable
Shipped Anywhere
Cedar and Pine
Moveable Louvers, fixed
louvers or raised panel.
Custom-made arches.
Unfinished or painted in
the brand & color of
your choice.
Hinges and Holdbacks

Brochure, call or write:
SHUTTERCRAFT, 282 Stepstone Hill
Guilford, CT 06437 (203) 453-1973

ALL STEEL RADIATOR ENCLOSURES
FOR HOMES, OFFICES, CHURCHES, INSTITUTIONS



FROM THIS TO THIS

FROM \$2185

BUY FACTORY DIRECT & SAVE • EASY TO ASSEMBLE
MANY STYLES & COLORS • BAKED ENAMEL FINISH
Send \$1.00 for Brochures. Refundable with Order.

MONARCH Dept OHJ
2744 ARKANSAS DRIVE, BROOKLYN, N.Y. 11234
(201) 796-4117

Van Dyke's



HUGE SELECTION!
BRASS
Reproduction
Hardware
and
Wood Carvings!

For all renovation projects!
SEND \$1.00 FOR CATALOG TO:
VAN DYKE'S RESTORERS
Dept. D90, P.O. Box 278, Woonsocket, SD 57385

CDM

Custom Decorative Mouldings
Polyurethane Millwork

- Beautifully crafted
- Won't warp or rot
- Impervious to insects
- Resists moisture migration

Toll Free: 1-800-543-0553



WOODEN FLOOR GRATES



Specializing in larger sizes
6"x8" to 20"x32"

3 floor models and baseboard model
unfinished or prefinished
Free brochure upon request

GRATE VENTS
(a division of Knight's Maintenance)
9502 Linder Ave. • Crystal Lake, IL 60014
(815) 459-4306

Custom Shutters

Interior and Exterior
Wholesale to the Public

2 1/2" Moveable louver,
raised panel and fixed louver
shutters. Custom finished or
unfinished. Complete selection
of hardware.

\$2.00 Brochure

Shutter Depot

RT. 2 Box 157
GREENVILLE, GA 30222
706 • 672 • 1214



GRIFFIS
LUMBER &
SAWMILL



Cypress Shingles

Made to Order
Kiln-Dried Cypress Siding
and Paneling

9333 N.W. 13th St.
Gainesville, Florida 32653

phone: (904) 372-9965 fax: (904) 371-2720

BALDWIN



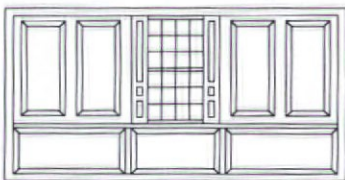
Lexington Design mortise lock
handleset with knob and oval plate
trim inside - polished brass with
new BALDWIN Lifetime Finish
\$270.00 plus shipping cost.
Miss. residents add 7% tax.
Visa and MasterCard accepted.

Call toll-free 800-821-2750
Ask for the Hardware Department

Addikson
HARDWARE CO INC

126 E. Amite St., PO Box 102,
Jackson, MS 39205

Maple Grove Restorations



Interior Raised Panel Shutters
Raised Panel Walls
Wainscotting

P.O. Box 9194 Bolton, CT 06043-9194
(203) 742-5432

Color Brochure: \$2.00

ELEGANT,
SOLID BRASS Stair Rods

Holds Stairway Carpet in Place
Large 3/8" x 30" Polished Brass Rods

Ball, Urn or
Pineapple Finials

Set of 13 \$158.00 ppd.

Includes Rods, Finials & Fasteners
Singles \$13.00/Ea. MC, VISA, CK.

Easy, Fast Installation
Custom Lengths
(814) 887-6032

HERITAGE BRASS CO.

5 Long St., Smethport, PA 16749



NEW

ANTHONY
WOOD PRODUCTS

Gable Trim
Fretwork
Brackets
Corbels
1979

Porch Posts
Newel Posts
Balusters
Finials
1994

Box 10811 Hillsboro, TX 76045
817/582-7225
Illustrated Catalog Available — \$3

Restoration Works

Bath & Kitchen Faucets
Tubs & Fittings
Hardware
Tin Ceilings
Architectural Trims
Bath Accessories
... and more

Catalog \$3.00

P.O. Box 486, Buffalo, N.Y. 14202
(716) 856-6400 Fax (716) 856-8040

SQUARE DRIVE
SCREWS

Simply the Best!


Square Drive Beats Driver Slippage
Hardened Steel for Extra Strength
Deep Thread for Super Grip
Also Stainless And Brass

Send \$3 for Samples and Catalog

McFEELY'S P.O. Box 3 • Dept OHJ
SQUARE DRIVE SCREWS Lynchburg • Va • 24505
1-800-443-7937 or FAX 1-800-847-7136



Authentic Antique
Hardware



- One of a Kind
- No Reproduction
- Door Hardware
- Furniture Hardware
- Door Knockers
- Curtain Tie-backs
- Twist Bells



Eugenia's Place

3522 Broad St., Chamblee, GA 30341
800-337-1677 / Bus. (404) 458-1677 / Fax (404) 458-5966
Catalog \$1

Protect Wall Corners
The Great Old-fashioned Way

Our unfinished Cornerbeads compliment any
period or decor. They're among hundreds of
hard-to-find, "old style" items we have to
enhance your old house or capture a bit of the
past in your newer home. Each cornerbead is
4 7/8" x 1 3/4" dia., with 90° notch.

Beechwood. Ea. \$10.95, 6 or more \$9.30.
Oak. Each \$13.95, 6 or more \$11.85. Add
shipping: \$3.00 (1-5); \$6.50 (6 or more).
WI residents add 5% tax. VISA/MC, or
AMEX accepted.

To Order Call TOLL-FREE

1-800-556-7878

Or, send for more information.

Crawford's
Old House Store

550 Elizabeth • Rm. 94 • Waukesha, WI 53186
Dealer Inquiries Invited

The
Woodfactory

Authentic Victorian Millworks

111 Railroad St., Dept. OHJ
Navasota, TX 77868
409-825-7233

Moldings • Screen Doors • Porch Parts
Custom Woodwork • Ornamental Trim

Send \$2.00 for a Catalog

CURTAINS UP™



A distinctive range of quality
decorative drapery accessories...

2709 South Park Rd.
Louisville, Kentucky 40219-3645
(502) 969-1464
FAX: 502-969-1702
1-800-824-4777
"100 YEARS BEHIND THE TIMES™"



REMUDDLING

OPINION



The enclosed porch of this early-19th-century house looks squashed because the half-diamond "shutters" create a bent effect (inset).

That Sinking Feeling

IS THE PORCH OF THIS I-HOUSE ABOUT TO COLLAPSE? NO, IT'S JUST BUCKLING UNDER THE PRESSURE OF remuddling. The North Carolina home is being crushed by the dead weight of an insensitively enclosed front porch. Usually a straightforward type of old-house remodeling, this alteration takes a new angle: Futuristic shutters in a half-diamond shape project out from the windows on the first and second floors. From the side, every vertical member looks bent — as though the house was squeezed like an accordion. The silver and red paint scheme, better suited to roadside diners, accents the peculiar effect. Bar lounge-like front doors echo the diamond motif of the bowed blinders.

Before its transformation, the early-19th-century homestead was similar to this nearby dwelling. Its the full-length porch with a row of graceful columns hasn't been weighed down by an overpowering enclosure. Avant garde architectural elements don't block sunlight from the windows. Basically, this I-House still stands tall — maybe someday its sagging neighbor will straighten out, too.




Simplicity has always been the hallmark of the I-House form, such as this North Carolina example. Thanks to Jim Casey for sending in the photos.

WIN FAME AND \$50. If you spot a classic example of remuddling, send us clear color slides. We'll award you \$50 if your photos are selected. The message is more dramatic if you send along a picture of a similar unremuddled building. (Original photography only, please; no clippings.) Remuddling Editor, Old-House Journal, Two Main Street, Gloucester, MA 01930.




Most Complete Source
of Old Style Hardware
in The World!



Visit our 2 stores:
•7930 Easton Rd., Rt 611
Kintnersville, PA 18930
•1C Mathews Ct.
Hilton Head, SC 29926

**WE HAVE ALL THAT OLD-FASHIONED STUFF FOR YOUR HOME...
CALL -800-222-9982 TODAY FOR THE CATALOG!**



In New York, the central chimney on the Bronck House is a variation usually seen on urban Dutch brick houses.

THE HUDSON VALLEY'S DUTCH BRICK HOUSES

FEW COLONIAL DUTCH HOUSES reflect actual Dutch building practices. In the northern Hudson Valley of New York, however, there are seven houses that are part of the Dutch medieval tradition of brick construction — the only remaining examples of this distinct architectural style. Each has two steeply pitched parapet gables with ornamental brickwork, known as *mouse tothing*, along the edge. These brick walls act as a decorative shell. Iron wall anchors tie them to the house's wood frame, which is structurally independent.

Parapet-gabled brick houses were first built in American cities such as New York and Albany. As a class of affluent and aspiring farmers emerged in 1710, similar buildings began to appear in what was colonial Albany County. Although a sign of



Mouse tothing — the defining feature of Dutch brick houses — can be seen on the parapet-gabled end of the Van Alen House in Kinderhook, New York.

wealth, most parapet-gabled houses contained only two or three rooms laid out in a row. In the city, the houses had narrow gabled fronts to conserve space, but in rural areas, the gables were oriented as side walls.

Dutch brick houses were built exclusively in Albany county. Only in the northern Hudson Valley could the skilled labor and financing for these houses be found. The local masons had mastered this high-level construction by working on urban houses; the wealthy farmers were isolated enough from English influence to want a house in the outdated Dutch brick tradition. By the time of the French and Indian War, however, this medieval style of architecture had passed out of favor even in the northern Hudson Valley.

— WILLIAM BRANDOW
Albany, New York

OLD-HOUSE
JOURNAL